

Tooling Solutions

Product Catalog



Introduction 1-21

Icon Guide.....	4-5	Core Products	14-15
Philosophy & Business Model.....	6	Surface Treatments.....	16-17
Message from the President	7	Brand Index.....	18-19
OSG Timeline	8-9	Web & Social Media.....	20
OSG Global Network.....	10-13	A Brand	21



Drills 22-374

Drilling Application Guide.....	24-25	Carbide.....	166-186
Illustrated Index/Application Guide.....	26-35	V-Series	187-210
A Brand	36-110	NEXUS	211-215
EXOPRO®	111-117	EX-GOLD®	216-255
Composite Drills	111-123	PHOENIX®.....	256-304
EXOCARB®.....	127-130	Drills Technical.....	305-373
EXOCARB® MAX	131-145	Drill Reconditioning.....	374-375
HY-PRO® CARB.....	146-165		



Taps 376-794

Threading Application Guide	378-379	Straight Fluted Taps.....	630-694
Illustrated Index/Application Guide.....	380-399	Screw Thread Insert Taps.....	695-731
Thread Mills.....	400-416	Pipe Taps.....	732-750
Diameter Correction Tool.....	417-419	Round Dies	751-755
Forming Taps	420-466	Thread Gages.....	756-758
Spiral Fluted Taps	467-550	Threading Technical.....	759-795
Spiral Pointed Taps	551-629		



End Mills 796-1560

Illustrated Index/Application Guide.....	798-829	Tapered	1132-1137
Square End	830-988	Burrs.....	1138-1184
Corner Radius & Corner Chamfer	989-1052	Indexable Cutters.....	1185-1334
Ball Nose.....	1053-1122	Milling Technical.....	1335-1559
Routers.....	1123-1131	End Mill Reconditioning	1560-1561



HY-PRO® Shrink 1562-1588

Illustrated Index.....	1564	HY-PRO® Shrink.....	1569-1588
SynchroMaster®	1565-1568		



Product Indexes 1589-1706

List Number Index	1589-1592	EDP Numerical Index	1593-1706
-------------------------	-----------	---------------------------	-----------

Tool Materials

HSS	HSS	HSSE	High Vanadium HSS	PCD	PCD
HSS-Co	HSS Cobalt	XPM	High Grade Powder Metallurgy HSS	STEEL	Steel
VC10	Powder Metallurgy HSS	CERMET	CERMET		
CBN	CBN	CARBIDE	Tungsten Carbide		

Surface Treatment

BR	Bright	EXO	Multi-Layer TiAlN Coating	TiCN	TiCN Coating
CrN	CrN Coating	HR	HR Coating	TiN	TiN Coating
DIA	OSG Patented Diamond Coating	IchAda	IchAda Coating	V	OSG Special Multi-Layer TiCN Coating
DLCIGUSS	DLC-IGUSS Coating	Ni	Nitride Coating	WD1	WD1 Coating
DLC	DLC Coating	N S/O	Nitride/Steam Oxide Coating	WXL	WXL® Coating
DUARISE	Duarise Coating	S/O	Steam Oxide Coating	WXS	WXS® Coating
DUROREY	DUROREY Coating	SS	Super Smooth	12µm	Coating Thickness
EgiAs	EgiAs Coating	TiAlN	TiAlN Coating		

Tool Styles

FORMING	Forming	STRAIGHT FLUTE	Straight Flute	Corner Radius	Corner Radius	HF	High Feed Radius
THREAD MILL	Thread Mills	ROUND DIES	Round Dies	Corner Chamfer	Corner Chamfer		
SPIRAL FLUTE	Spiral Flute	THREAD GAGES	Thread Gages	Ball	Ball		
SPIRAL POINT	Spiral Point	Square End	Square End	Taper Barrel	Taper Barrel		

Tool Dimensions

EXTRA LONG	Extra Long Length		Center Cutting		Fine Rough
LONG	Long Length		Non-Center Cutting		Rough Finish
JOBBERS	Jobber Length		Radius Tolerance		Product Units
TAPER	Taper Length		Milling Diameter Tolerance		Drill Number of Flutes
REG	Regular Length		Coolant-Through		Tap Number of Flutes
STUB	Stub Length		Helix Angle		End Mill Number of Flutes
LH	Left Hand		Tool Tolerance		Shrink Fit
LHS	Left Hand Spiral		Chamfer Lead		Shank Tolerance
STI	Screw Thread Insert		Rough		Weldon Flat

Applications

	Helical Drilling		V-Slotting		H-Slotting		G-Side Milling
	Drilling		Chamfering		C-Slotting		Ramping
	Drilling Inclined Surface		Face Milling		Contouring		Vertical Slope
	Drilling Curved Surface		Side Milling		Plunging		Horizontal Slope
	Centering		D-Side Milling		Profile Milling		
	Countersinking		G-Side Milling		Profile Milling		

Other Icons

	Speeds & Feeds		Insert Pages		New		While Supplies Last
	Packed Quantity		Accessory Pages		New Sizes		Discount Code

Corporate Philosophy: Global Presence

As a comprehensive cutting tool manufacturer, we make products that at a fundamental level contribute to enhancing people's quality of life. Through continuous growth, we have established a production, sales and technical support network spanning 33 countries.

Our corporate aim is to continue to expand our operations globally and strengthen our contribution to manufacturing industries worldwide.

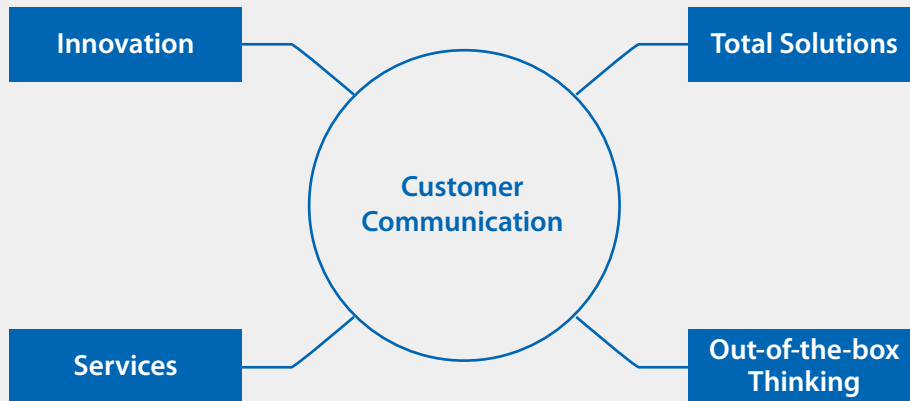
Business Model

Customer communication is at the heart of the OSG brand. We anticipate, listen and actively react to customer needs through on-site face-to-face support. OSG's vast global network provides our production sites with accurate feedback about user needs so that they can quickly design, develop, manufacture and deliver products that precisely meet those needs.

shaping your dreams

The power of OSG lies in our assured innovative technological know-how for producing high-quality and high-performance products; our exceptional services to respond to situations diligently; and our out-of-the-box thinking to provide total solutions that anticipate our customers' needs. We are committed to contribute to the advancement of the manufacturing industries by shaping our customers' dreams into reality.

The Power to Exceed Customers' Expectations





VISION

Shaping your dreams through world class **innovative solutions** for the manufacturing industry.



MISSION

We bring **innovation** and **excellence** to our customers through collaborative partnerships by providing the highest quality cutting tools and cold forming products.

Message from our Leadership Team



Jeff Tennant
President of OSG USA

As the world's largest manufacturer of round cutting tools, OSG Corporation has succeeded in maintaining steady growth over the past 80 years. As we look forward to future growth, we would like to express our sincere gratitude to our customers, business partners and shareholders for their support in contributing to OSG's success.

Ever since the Company's establishment in 1938, OSG has been committed to developing quality products that truly exceed the expectations of each customer. This spirit remains alive in all facets of our operation today and has given OSG the strength to challenge the status quo and deliver products and services in sync with manufacturing needs of the times. Our corporate tagline "Shaping Your Dreams" summarizes this passion for new challenges and commitment to transforming each and every one of our customers' dreams into reality.

As the manufacturing industry is consistently transforming through the new discovery of materials and technologies, OSG is poised for continued growth by delivering new advancements and innovative products that respond quickly to evolving customer needs.

A Commitment to Quality that Withstands the Test of Time

In March 1938, Hideo Osawa established OSG Grinding Co., Ltd. to achieve domestic production of high-quality taps. Thirty years later, OSG's first overseas subsidiary was established in the United States. Based on the corporate philosophy of "global presence," OSG has since then built a production, sales and technical support network spanning 33 countries. With over 50 years of experience in developing new markets and human assets, OSG will continue its global expansion and contribute to the advancement of the manufacturing industry worldwide.

OSG's Company History



1938

Hideo Osawa established OSG Grinding Co., Ltd. in Tokyo
Began manufacturing Taps and Dies

1942

Began manufacturing and sales of Screw Gages



1956

Began manufacturing and sales of Cylindrical Rolling Dies

1963

Began manufacturing and sales of Flat Rolling Dies



1968

Originally established as OSG Tap & Die, Inc., the Chicago based sales office marked the first office and growth outside of Japan

1970

Began manufacturing and sales of HSS End Mills



1973

Acquired Sossner Tap & Die in Brunswick, GA

1980

Began manufacturing and sales of Carbide End Mills



1983

OSG USA expands to open regional sales office in Placentia, CA

1984

Began manufacturing and sales of Drills





1987

Began manufacturing and sales of Cutter Bodies



1994

Established OSG Royco, S.A. de C.V. in Vellejo, Mexico



2004

OSG USA acquires Sterling Die, later merged into OSG faster division Parma, OH



The A Brand

2014

OSG Introduces "The A Brand" product brand



2016

OSG USA, Inc. acquired AMAMCO Tool & Supply Co., Inc in Duncan, South Carolina



2018

OSG Corporation Celebrates its 80th anniversary



2019

OSG USA relocates to new Headquarters in St Charles, IL

1988

Established OSG Canada in Burlington, Ontario



2001

OSG USA acquires Quality Carbide Tool, later merges into OSG Bensenville, IL



2010

Began sales of OSG Phoenix, an Indexable tooling series



2015

In 2015, To reflect the diverse array of products and services, OSG Tap & Die, Inc. officially changed our name to OSG USA, Inc.



2016

OSG USA, Inc. relocated it's National Headquarters to Irving, Texas



2018

OSG USA celebrates its 50th anniversary





| EUROPE |

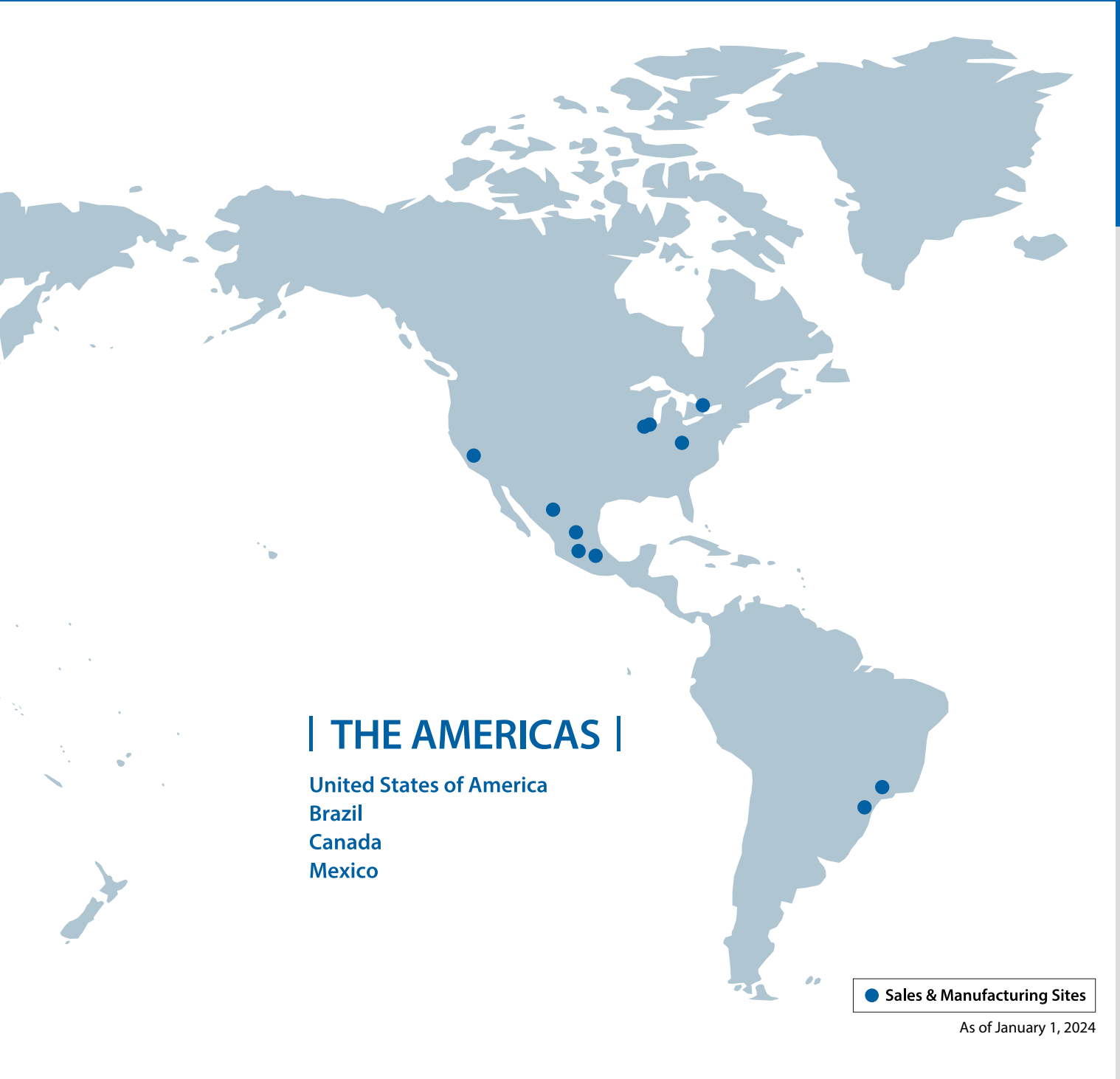
- | | |
|-----------------|----------------|
| Belgium | Russia |
| Denmark | Spain |
| France | Slovakia |
| Germany | Sweden |
| Italy | South Africa |
| Ireland | Switzerland |
| The Netherlands | Turkey |
| Poland | United Kingdom |
| Romania | |

| ASIA |

- | | |
|-----------|-------------|
| Singapore | Philippines |
| China | South Korea |
| India | Taiwan |
| Indonesia | Thailand |
| Japan | Vietnam |
| Malaysia | |

A Global Network that Accelerates International Business Development

In 1968, OSG Corporation established its very first overseas subsidiary in the United States. Since then, OSG USA has dynamically expanded its presence, establishing a production, sales and technical support network throughout the country.



North American Headquarters (Illinois)



Bensenville Plant (Illinois)



Cold Forming Division Sales Office and Factory (Ohio)



North American Locations

U.S.A.

Illinois



OSG Illinois North American Headquarters & National Distribution Center

620 Stetson Avenue
St. Charles, IL 60174, USA
Toll Free: (1) 800-837-2223
Phone: (1) 630-790-1400
Fax: (1) 800-837-3334
Web: osgtool.com



OSG Mfg. Carbide Products Division, Bensenville, Illinois

759 Industrial Drive
Bensenville, IL 60106, USA
Phone: (1) 630-274-2100
Fax: (1) 630-274-2121
Web: osgtool.com

Ohio



OSG Mfg. Cold Forming Division Sales Office & Factory

12502 Plaza Drive
Parma, Ohio 44130, USA
Toll Free: (1) 800-533-1300
Fax: (1) 216-267-3356
Web: osgtool.com

California



OSG California Regional Service Center

1921 Miraloma Avenue, Suite B
Placentia, CA 92870, USA
Toll Free: (1) 800-837-2223
Fax: (1) 714-528-9209
Web: osgtool.com

Canada

Canada



OSG Canada, Ltd.

538 King Forest Court
Burlington, ON L7P 5C1, Canada
Toll Free: (1) 800-263-4861
Phone: (1) 905-632-8032
Fax: (1) 905-632-8466
Web: osgtool.com



Mexico

Mexico



OSG Royco (Headquarters)

Calle Eje 1 Norte esq. Calle 5,
Parque Industrial Toluca 2000,
Toluca, Estado de Mexico, C.P. 50233, Mexico
Phone: +52 (722) 279-36-08 to 11



OSG Royco (Guanajuato Tech Center)

Circuito Santa Fé N°265, Parque
Industrial Santa Fé III, Silao,
Guanajuato, C.P. 36275, Mexico
Phone: +52 (472) 478-02-00



OSG Royco (Main Warehouse)

Av. Central N°186,
Nueva Industrial Vallejo,
Gustavo A Madero,
Ciudad de Mexico, C.P. 07700, Mexico
Phone: +52 (55) 5119-3363 to 65 and 68

Premium Grinding, S de R.L. de C.V.

Calle Nicolas Gogol 11371
Complejo Industrial Chihuahua,
Chihuahua, 31136, Mexico
Phone: +52 (61) 44-81-68-98

Primus Coating S.A. DE C.V.

Eje 1 Norte Esquina Calle 5 Parque
Industrial, Toluca 2000, Toluca,
Estado de Mexico, 50200, Mexico
Phone: +52 (722) 4922-793

Global Headquarters

Japan

OSG CORPORATION

3-22 Honnogahara, Toyokawa,
Aichi, Japan 422-8543
Phone: (81) 533-82-1111
Fax: (81) 533-82-1131
Web: www.osg.co.jp



Supporting Global Manufacturing with Top Class Products and Technology

OSG maintains absolute control over every aspect of its manufacturing capabilities. OSG products are produced in-house - from the production of tool material, creation of tool geometry, to the development of its own proprietary coatings - the 3 vital elements in the manufacturing of superior cutting tools.



Taps

From light production to high production, easy or difficult to machine materials, OSG has a tap for every application.



Drills

Be it Stub or X-long, coolant-thru or solid, carbide or HSS, OSG has a drilling solution for you.


End Mills

Whether it's Aluminum Alloy or Inconel, Hardened Steel or Stainless Steel, OSG has the end mill for your job.



Rolling Dies

OSG specializes in manufacturing superior quality dies and offers an extensive selection of both standard and special tooling to suit all of your external threading applications.




Indexable Tools

The latest technology in performance replaceable tip milling and drilling cutters from OSG.

Gauges

Ensure proper tolerances are met with OSG precision ground Plug Go and No Go gages.




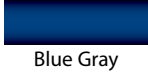

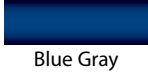



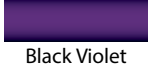





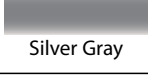











OSG Product Treatments

OSG's surface treatments are designed to meet customer needs through comprehensive technology by providing wear resistance, seizure resistance, corrosion resistance and mold release. OSG proprietary treatments provide a range of thicknesses, hardnesses and oxidation temperatures so you are sure to find the best match for any application.



Coating	Coating Color	Type	Thickness (µm)	Hardness (HV)	Oxidation Temp. (°C)	Application
IchAda	Black Gray	Cr	1~5	3100	1100	For drilling steel, stainless steel & hardened steel. A PVD coating with excellent surface smoothness and abrasion resistance, high surface hardness and heat resistance for small diameter tools.
DUARISE	Black Gray	Cr multilayer	1~5	3100	1100	For milling steel, stainless steel & hardened steel. A PVD coating with excellent surface hardness and wear resistance, excellent heat resistance and low coefficient of friction to reduce material adhesion.
DUROREY	Black Gray	SiC-containing Nano Layered Periodic	1~5	4180	1300	Ideally suited for Hardened steel > 50 HRC. Also works in: Cast Iron, Carbon Steel, Alloy Steel, Die Steel, Hardened Steel 35-50 HRC. Use in combination with High Speed Machining Techniques to optimize performance.
WD1	Iridescent Blue	Cr multilayer	3~5	3300	1100	For drilling steel, stainless steel, cast iron & hardened steel. A PVD coating with excellent surface hardness and wear resistance, excellent heat resistance and low coefficient of friction to reduce material adhesion.
EgiAs	Iridescent Red	Nano multilayer	3~5	3200	1100	For drilling steel, stainless steel, cast iron, aluminum & hardened steel. A PVD coating with excellent surface hardness and wear resistance, excellent heat resistance and low coefficient of friction to reduce material adhesion.
WXS	Black Gray	SiC	1~5	3500	1300	For drilling, tapping & milling steel, stainless steel & hardened steel. A PVD coating with excellent surface hardness and wear resistance, excellent heat resistance and low coefficient of friction to reduce material adhesion.
WXL	Black Gray	Cr	1~5	3100	1100	For drilling & milling steel, stainless steel & hardened steel. A PVD coating with excellent surface hardness and wear resistance, excellent heat resistance and low coefficient of friction to reduce material adhesion.
EXO	Black Violet	TiAlN multilayer	3	2800	850	For drilling, tapping & milling steel, stainless steel, cast iron & heat resistant alloys. A PVD coating with high surface hardness and wear resistance, very good heat resistance and low coefficient of friction to reduce material adhesion.
TiAlN	Black Violet	TiAlN	3	2800	800	For drilling, tapping & milling steel, stainless steel, cast iron & heat resistant alloys. A PVD coating with high surface hardness and wear resistance, very good heat resistance and low coefficient of friction to reduce material adhesion.

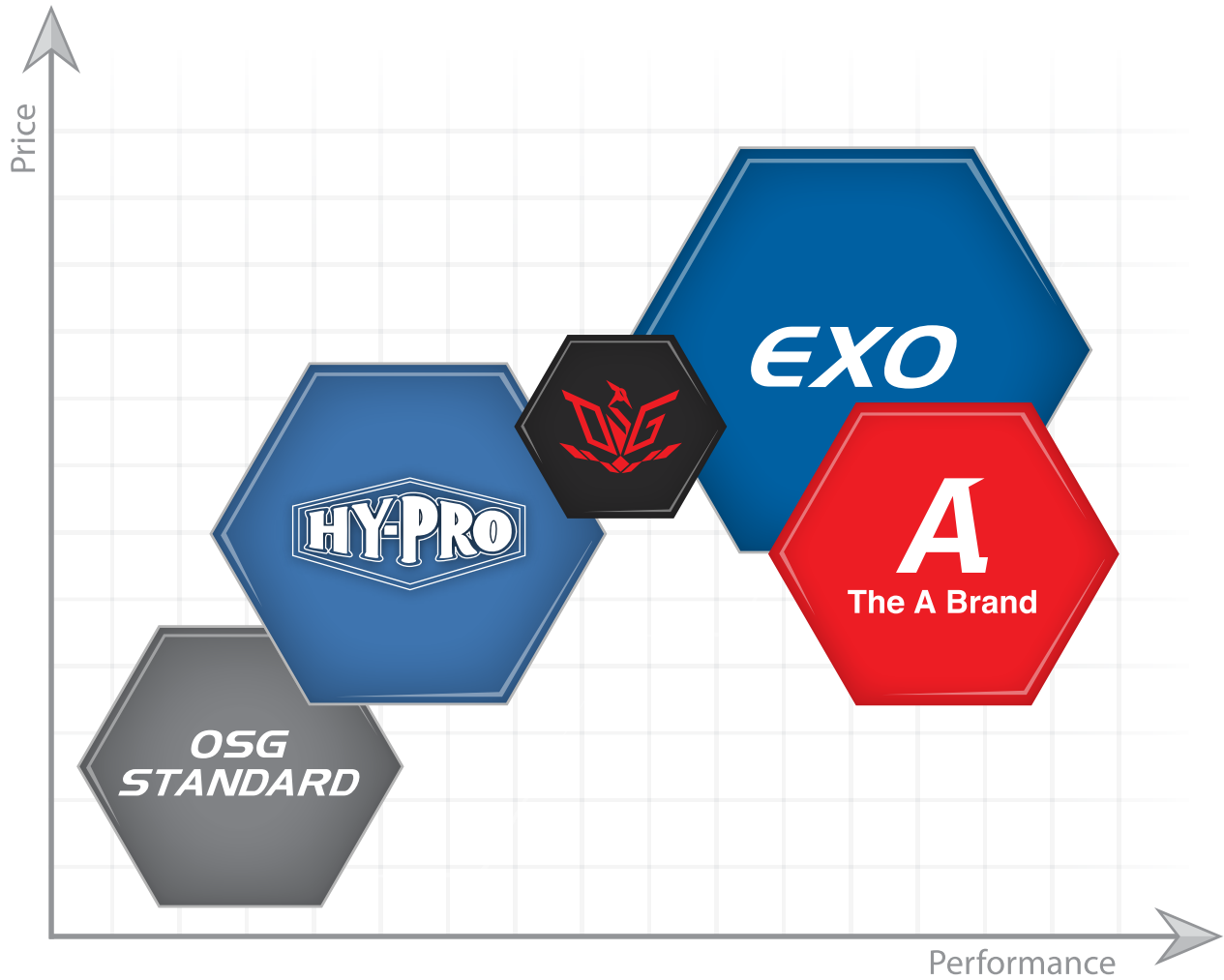
Surface Treatments

Coating	Coating Color	Type	Thickness (µm)	Hardness (HV)	Oxidation Temp. (°C)	Application
 V	 Blue Gray	TiCN multilayer	3	2700	400	For drilling & tapping steel, stainless steel, aluminum & heat resistant alloys. A PVD coating with high surface hardness and wear resistance, good heat resistance and low coefficient of friction to reduce material adhesion.
 TiCN	 Blue Gray	TiCN	3	2700	400	For drilling, tapping & milling steel, stainless steel, aluminum & heat resistant alloys. A PVD coating with high surface hardness and wear resistance, good heat resistance and low coefficient of friction to reduce material adhesion.
 TiN	 Gold	TiN	3	2000	500	For drilling, tapping & milling steel, stainless steel, tool & die steel & aluminum. A PVD coating with good surface hardness and wear resistance, good heat resistance and low coefficient of friction to reduce material adhesion.
 SS	 Black Violet	TiAlN	1	2800	800	For drilling & tapping steel, stainless steel, & heat resistant alloys. A PVD coating with high wear & abrasion resistance, very good heat resistance and high surface smoothness to reduce material adhesion.
 HR	 Silver Gray	Ti	2	2800	700	For tapping stainless steel & heat resistant alloys. A PVD coating with high wear & abrasion resistance, very good heat resistance and high surface smoothness to reduce material adhesion.
 S/O	 Black	Steam-Oxide	-	-	-	For tapping steel, stainless steel, tool & die steel & nickel-alloys. The oxidized surface layer is porous and increases lubricity by retaining cutting fluid on the working area of the tool.
 Ni	 Silver Gray	Nitride	30~50	1000	-	For tapping cast iron, cast aluminum, & plastic. The case-hardened surface layer increases wear resistance in abrasive and tough materials.
 CrN	 Silver Gray	CrN	3	1800	700	For tapping non-ferrous materials. A PVD coating with high surface lubricity to reduce material adhesion applied over a case-hardened surface layer with increased wear resistance.
 DIA	 Black	DIA	20, 12	9000	600	For drilling, tapping & milling non-ferrous & composite materials. A CVD coating with superior surface hardness and wear resistance, outstanding durability, and excellent smoothness to reduce material adhesion.
 DG	 Black	DIA	20, 12	9000	600	For machining graphite and ceramics. A CVD coating with superior surface hardness and wear resistance, outstanding durability, and excellent edge sharpness.
 DLC	 Iridescent Green	DLC	0.2	6000	550	For milling non-ferrous materials. A PVD coating with excellent surface hardness and wear resistance, and very low coefficient of friction to reduce material adhesion.
 DLCGUSS	 Iridescent Green	DLC (SP3 Rich)	0.8	6000	550	For milling non-ferrous materials. A thick-film PVD coating with excellent surface hardness and wear resistance for both high tool durability and good machining accuracy.
 BR	-	-	-	-	-	For general machining of all materials. The uncoated substrate provides good wear resistance and durability in general machining applications.

OSG Product Overview - The Total Solution

The purpose of this Brand Index is to illustrate OSG's Brand hierarchy and to better help you select the best tool for your machining needs.

From the value products under our OSG Standard brands to the high performance products under the EXOCARB®, EXOPRO® and our A Brand, OSG offers a broad range of tools to meet your application requirements.



A

The A Brand

A Brand

OSG's tooling master class of advanced performance tooling solutions for drilling, milling and threading applications. Elevate your manufacturing endeavors with unsurpassed performance for an extensive range of materials and applications. Quality, reliability, and satisfaction. Bring your A game with OSG's A Brand.

EXOPRO®

Ultra premium high performance carbide tooling with OSG's proprietary coatings for maximum productivity in specialized applications.



EXOCARB®

High performance carbide tooling with OSG's proprietary coatings for high-speed performance and high production applications in difficult to machine materials.

PHOENIX®

OSG's comprehensive line up of our PHOENIX® high-performance Indexable products are designed for rough and finish milling and drilling in a variety of applications.



EXO®

Premium high speed steel tooling with OSG's proprietary coatings for increased performance in a wide range of materials.

HY-PRO®

Performance tooling with OSG's propriety coatings to offer the ideal blend of performance and cost-efficiency.



OSG Online

osgtool.com

Our website, osgtool.com, is designed to help you find all your cutting tool solutions. We continuously strive to deliver a website that provides a value added experience by focusing on functionality, usability, and appearance while being responsive across all your devices.



OSG News: *See What's New at OSG*

- Press Releases
- New Products
- Blog

Resources: *Tools to Make it Easier*

- Digital Catalog
- Product Search
- Find a Distributor
- Competitor Crossover
- MSDS Download
- Tap-Drill Size Calculator

OSG's Tool Selector: *The Right Tool Right Now*

- With OSG's tool selector, you are never more than 5 simple steps away from the right tool for your job.

Online Live Chat

- During regular business hours, OSG provides online support for customers looking for an alternative way to get their technical product assistance.

Social Media

Connect with OSG

Follow and interact with OSG on popular social media sites including Facebook, Twitter, LinkedIn, Instagram, and YouTube.

Facebook: facebook.com/osgtool

Twitter: twitter.com/OSGTOOL

LinkedIn: linkedin.com/company/osg-usa-inc

Instagram: instagram.com/osgtool/

YouTube: youtube.com/osgtool

OSG E-CLUB: Subscribe: eclub@osgtool.com



The A Brand

The A Brand represents a new evolution in cutting tool technology. With a commitment to only the best, the A Brand emanates innovations essential for shaping the future of global manufacturing. The A Brand is not only a premium tooling brand, it also represents the quality assurance OSG guarantees to each and every customer. The A Brand is composed of OSG's latest high performance threading, drilling and milling tool innovations. Developed with attention to the finest details, manufacturers will experience the level of quality, reliability and satisfaction that can only be delivered by the A Brand tooling master class.

Advanced tool qualities have been incorporated into the A Brand products, including a versatility that enables a wide range of processing in different work materials, an excellent capability to perform difficult processing tasks, and high efficiency that leads to shortened production time and cost savings. Expectations have risen that the A Brand will bring innovations into the manufacturing field, and pass on OSG's technologies from today to the future. To better understand the concept of the A Brand, interviews were conducted with OSG experts who have devoted their manufacturing careers to the development of A Brand products. They spoke enthusiastically about how their passions underpinned the development process.



DRILLING

The A Brand

OSG's premium tooling brand. Features products that are designed to exceed the evolving manufacturing needs of our customers.

EXOPRO®

OSG's ultra-premium tooling series. Features supreme performance carbide drills with OSG's proprietary coatings, like EgiAs, WXS® and DIA, for maximum cost-efficiency.

EXOCARB®

High performance sub-micrograin carbide drills with OSG's proprietary EXO®, WXS and SS coatings.

EXOCARB® MAX

Maximum performance carbide coolant-through drills for ultra high-speed drilling.

HY-PRO® CARB

Premium micrograin carbide drills with OSG EgiAs coating. Perfect blend of performance and cost-efficiency.

CARBIDE

Micrograin carbide drills and reamers.

V Products

Premium powdered metal and cobalt high speed steel drills with OSG's proprietary V or WXL coating.

NEXUS


Premium high speed steel drills with OSG's proprietary WD1 coating.

EX-GOLD®

Premium high speed steel drills with TiN & TiAlN coating.

OSG PHOENIX®

OSG's high performance indexable tooling for drilling in a variety of applications.







	Work Material	Material Designation	Material Condition	Hardness	
				BHN	HRC
P	Low Carbon Steel	1010, 1018	Normalized	~190	~10
	Medium Carbon Steel	1035, 1045	Normalized	~208	~15
	High Carbon Steel	1065, 1095	Normalized	~253	~25
	Alloy Steel	4140, 4340, 8620	Normalized	253~301	25~32
4140, 4340, 8620		Hardened	327~390	35~42	
M	Stainless Steel	300 Series / 400 Series	Annealed	~253	~25
		300 Series / 400 Series	Hardened	327~390	35~42
		17-4, 15-5, A286	Annealed	~253	~25
		17-4, 15-5, A286	Hardened	327~390	35~42
K	Cast Iron	Nodular, Grey	As Cast	~208	~15
N	Aluminum Alloy	6061, 7075, 2011	Normalized	~150	
	Die Cast Aluminum	356AL, 390AL	As Cast	~150	
S	Nickel Based Alloy	Inconel 718, 625	Annealed	253~301	25~32
		Inconel 718	Hardened	327~390	35~42
		Hastelloy, Waspaloy	Normalized		25~40
		Kovar	Normalized		25~40
	Titanium Alloy	6Al4V	Annealed	253~301	25~32
H	Tool Steel	6Al4V, 6Al6V	Hardened	327~390	35~42
		D2, H13, P20, S7	Annealed	190~253	10~25
		H13	Hardened	327~450	35~48
		D2, A2	Hardened		48~55
Other		D2, A2	Hardened		55~70
		Magnesium		~100	
		Brass, Bronze		~150	
		Copper		~150	
		Beryllium Copper		~253	~25
	Cobalt-Chrome	Stellite			





List	Item	Brand & List Name	Size Range	Features	Product Page	Tech Page
------	------	-------------------	------------	----------	--------------	-----------

≤2D

5700		A Brand ADF	1/64" - 3/4" 0.20mm - 20.00mm	2D, Flat Bottom		103-107	318-319
5705		A Brand ADFLS	1/8" - 3/4" 3.00mm - 20.00mm	2D, Flat Bottom, Long Shank		108-109	320
6300		A Brand AD	1/8" - 3/4" 2.00mm - 20.00mm	2D		91-94	316
6501		A Brand ADO-MICRO	0.70mm - 2.00mm	2D		86	314
5172		EXOCARB® EX-H-DRL	2.00mm - 12mm	Tap Extractor		130	328

≤3D

6600		A Brand ADO-TRS	1/8" - 3/4" 3.00mm - 20.00mm	3D, 3 Flute		78-81	313
5720		A Brand ADO	1/8" - 3/4" 3.00mm - 20.00mm	3D, Flat Bottom		99-102	317
6500		A Brand ADO-3D	3/32" - 3/4" 2.00mm - 20.00mm	3D		36-41	306
5200		A Brand ADO-SUS	3/32" - 3/4" 2.00mm - 20.00mm	3D		61-67	312
5950Ni		EXOPRO® WHO-NI	1/8" - 1/2" 3.00mm - 12.70mm	3D		114-115	323
5330		EXOCARB® WX-MS-GDS	0.20mm - 5.00mm	Miniature		136-143	332
HP243		HY-PRO® CARB	3/64" - 3/4" 1.00mm - 20.00mm	3D		158-161	336-337
HP253		HY-PRO® CARB OH	1/8" - 3/4" 3.00mm - 20.00mm	3D		146-149	334-335
1900		V-SERIES VPH-GDS	0.50mm - 20.00mm	Stub		187-193	342-343
1150		NEXUS-GDS	#54 - 1/2" 1.00mm - 12.70mm	Stub		211-213	350-351
1000		EX-GOLD EX-GDS	#47 - 1/2" 1.99mm - 12.70mm	Stub		216-217	352
1100		EX-SUS-GOLD EX-SUS-GDS	0.50mm - 32.00mm	Stub		220-240	353

≤5D

6310		A Brand AD	1/8" - 3/4" 2.00mm - 20.00mm	4D		95-98	316
6610		A Brand ADO-TRS	1/8" - 3/4" 3.00mm - 20.00mm	5D, 3 Flute		82-85	313
6510		A Brand ADO	3/32" - 3/4" 2.00mm - 20.00mm	5D		42-46	306
5210		A Brand ADO-SUS	3/32" - 3/4" 2.00mm - 20.00mm	5D, Mega Cooler		68-73	312
6502		A Brand ADO-MICRO	0.70mm - 2.00mm	5D		87	314
5955Ni		EXOPRO® WHO-NI	1/8" - 1/2" 3.00mm - 12.70mm	5D		116-117	323





List No.	P					M			K	N		S		H			
	Steel					Stainless Steel			Cast Iron	Non-Ferrous		HRSA		Hardened Steel			
	Carbon Steel			Alloy Steel	Die Steel					Aluminum		Nickel Alloy	Titanium				
	Low	Medium	High			6061 7075	Casting	Inconel		6Al4V (30 HRC)							
1010 1018	1035 1045	1065	4140 4340		300	400	17-4 PH					~35 HRC	35-45 HRC	45-50 HRC	50-70 HRC		

≤2D

5700	⊙	⊙	⊙	⊙	⊙	○	○	○	⊙	○	○			⊙	○		
5705	⊙	⊙	⊙	⊙	⊙	○	○	○	⊙	○	○			○	○		
6300	⊙	⊙	⊙	○	○				⊙					○			
6501	⊙	⊙	⊙	⊙	⊙	⊙	⊙	⊙	⊙	○	○	○	○	⊙	○		
5172																	⊙

≤3D

6600	⊙	⊙	⊙	⊙	⊙		⊙	○	⊙		○		○	⊙	○	○	
5720	⊙	⊙	⊙	⊙	⊙	○	○	○	⊙	○	○			⊙	○		
6500	⊙	⊙	⊙	⊙	⊙	○	○	○	⊙	○	○	○	○	⊙	○	○	
5200	⊙	⊙	○	○		⊙	⊙	⊙	⊙		○		⊙	○			
5950Ni	○	○	○	⊙	○				○			⊙		○	○	⊙	○
5330	⊙	⊙	⊙	○	○	○	○	○	○	⊙	⊙		○				
HP243	⊙	⊙	⊙	⊙	⊙				⊙		○			⊙	○		
HP253	⊙	⊙	⊙	⊙	⊙	○	○	○	⊙		○	○	○	⊙	○		
1900	○	⊙	⊙	⊙	⊙		○	○	⊙	○	○	⊙	○	⊙	⊙	○	
1150	⊙	⊙	○	⊙	⊙	○	○	○	○	⊙	⊙	○	○	○			
1000	⊙	⊙	○	⊙	⊙			○	○		○			○	○		
1100	⊙	○				⊙	⊙	○	○	⊙	⊙						

≤5D

6310	⊙	⊙	⊙	○	○				⊙					○			
6610	⊙	⊙	⊙	⊙	⊙		⊙	○	⊙		○		○	⊙	○		
6510	⊙	⊙	⊙	⊙	⊙	○	○	○	⊙	○	○	○	○	⊙	○	○	
5210	⊙	⊙	○	○		⊙	⊙	⊙	⊙		○		⊙	○			
6502	⊙	⊙	⊙	⊙	⊙	⊙	⊙	⊙	⊙	○	○	○	○	⊙	○		
5955Ni	○	○	○	⊙	○				○			⊙		○	○	⊙	○

○ good ⊙ best

CONTINUED ➔





List	Item	Brand & List Name	Size Range	Features	Product Page	Tech Page
------	------	-------------------	------------	----------	--------------	-----------

≤5D (Continued)

5171		EXOCARB® WH70-DRL	2.00mm - 18.60mm			127-129	328
5320		EXOCARB® MAX-MINI UVM-DRL	0.02mm - 0.08mm	5D, Miniature		134	331
HP245		HY-PRO® CARB	3/64" - 3/4" 1.00mm - 20.00mm	5D		162-165	336 - 337
HP255		HY-PRO® CARB OH	1/8" 3/4" 3.00mm - 20.00mm	5D		150-153	334 - 335
215		OSG CARBIDE SLOW SPIRAL DRILL	3/64" - 1/2" 1.00mm - 12.70mm	Jobber, Slow Spiral		166-170	338 - 340
220D		OSG CARBIDE TWIST DRILL	#56 - 1/2" 1.18mm - 12.70mm	Jobber		171-173	338 - 340
233		OSG CARBIDE THREE FLUTE DRILL	1/8" - 3/4" 3.00mm - 19.05mm	Jobber, 3 Flute		174	338 - 340
200		OSG CARBIDE STRAIGHT DRILL	#56 - 1/2" 1.18mm - 12.70mm	Straight Flute, Jobber		175-177	338 - 340
1950		V-SERIES VPH-GDR	#47 - 11/16" 1.99mm - 17.46mm	Jobber		194-195	342 - 343
2000		V-SERIES VP-GDR	2.00mm - 32.00mm	Jobber		196-198	344 - 345
1700		V-SERIES V-HO-GDR	15/64" - 1-1/4" 5.95mm - 31.75mm	Jobber		199-200	346 - 347
1800		V-SELECT V-SDR	1/2" 2.00mm - 13.00mm	Jobber		208-210	349
1650		NEXUS-GDR	#43 - 1/2" 2.00mm - 12.70mm	Jobber		214-215	350 - 351
1500		EX-GOLD EX-GDR	#47 - 3/4" 1.99mm - 19.05mm	Jobber		218-219	352
1600		EX-SUS-GOLD EX-SUS-GDR	2.00mm - 32.00mm	Jobber		241-253	353

≤8D

6520		A Brand ADO	3/32" - 5/8" 2.00mm - 15.88mm	8D		47-49	306
5220		A Brand ADO-SUS	3/32" - 1/2" 2.00mm - 12.70mm	8D		74-77	312
HP258		HY-PRO® CARB OH	1/8" - 3/4" 3.00mm - 20.00mm	8D		154-157	334 - 335

≥10D

6530		A Brand ADO	3/32" - 9/16" 2.00mm - 14.29mm	10D		50-52	307 - 308
6535		A Brand ADO	1/8" - 9/16" 3.00mm - 14.29mm	15D		53-54	307 - 308
6540		A Brand ADO	1/8" - 9/16" 3.00mm - 14.29mm	20D		55-56	307 - 308
6550		A Brand ADO	1/8" - 9/16" 3.00mm - 14.29mm	30D		57-58	307 - 308
6560		A Brand ADO	1/8" - 3/8" 3.00mm - 10.00mm	40D		59	309
6570		A Brand ADO	1/8" - 5/16" 3.00mm - 8.00mm	50D		60	309





List No.	P					M			K	N		S		H			
	Steel					Stainless Steel			Cast Iron	Non-Ferrous		HRSA		Hardened Steel			
	Carbon Steel			Alloy Steel	Die Steel					Aluminum		Nickel Alloy	Titanium				
	Low	Medium	High			6061	Casting	Inconel		6Al4V (30 HRC)							
1010	1035	1065	4140	4340	300	400	17-4 PH	7075				~35 HRC	35-45 HRC	45-50 HRC	50-70 HRC		

≤5D (Continued)

5171																	⊙
5320						⊙	⊙	⊙		○	○	⊙	○	○	○	⊙	
HP245	⊙	⊙	⊙	⊙	⊙			⊙		○			⊙	○			
HP255	⊙	⊙	⊙	⊙	⊙	○	○	○	⊙		○	○	○	⊙	○		
215	○	○	○	○	○		○	○	○		○	○	○	○	○		
220D	○	○	○	○			○	○	○	○	○		○				
233	○								○								
200	○								○								
1950	○	⊙	⊙	⊙	⊙		○	○	⊙	○	○	⊙	○	⊙	⊙	○	
2000	○	○	⊙	⊙	⊙				⊙	○	○	○		⊙	○		
1700	⊙	⊙	⊙	⊙	○	⊙	⊙	○	○	○	○		○	○	○		
1800	○	○	○	○	○			○	○	○	○						
1650	⊙	⊙	○	⊙	⊙	○	○	○	○	⊙	⊙	○	○	○			
1500	⊙	⊙	○	⊙	⊙			○	○		○		○				
1600	⊙	○				⊙	⊙	○		⊙	⊙						

≤8D

6520	⊙	⊙	⊙	⊙	⊙	○	○	○	⊙	○	○	○	○	⊙	○	○	
5220	⊙	⊙	○	○		⊙	⊙	⊙	⊙		○		⊙	○			
HP258	⊙	⊙	⊙	⊙	⊙	○	○	○	⊙		○	○	○	⊙	○		

≥10D

6530	⊙	⊙	⊙	⊙	⊙	○	○	○	⊙					○			
6535	⊙	⊙	⊙	⊙	⊙	○	○	○	⊙					○			
6540	⊙	⊙	⊙	⊙	⊙	○	○	○	⊙					○			
6550	⊙	⊙	⊙	⊙	⊙	○	○	○	⊙					○			
6560	⊙	⊙	⊙	⊙	⊙	○	○	○	⊙					○			
6570	⊙	⊙	⊙	⊙	⊙	○	○	○	⊙					○			

○ good ⊙ best

CONTINUED ➔





List	Item	Brand & List Name	Size Range	Features	Product Page	Tech Page
------	------	-------------------	------------	----------	--------------	-----------

≥10D (Continued)

6503		A Brand ADO-MICRO	1.00mm - 2.00mm	12D	Metric	CARBIDE	IchAda		88	315	
6504		A Brand ADO-MICRO	1.00mm - 2.00mm	20D	Metric	CARBIDE	IchAda		89	315	
6505		A Brand ADO-MICRO	1.00mm - 2.00mm	30D	Metric	CARBIDE	IchAda		90	315	
5630		EXOPRO TRS-HO	13/64" - 5/8" 5.00mm - 15.88mm	10D, 3 Flute, Mega Muscle®	Inch	Metric	CARBIDE	EgiAs		111-113	322
5275		EXOCARB MAX-OIL AL	3.00mm - 10.00mm	15-30D	Metric	CARBIDE	BR		131	329	
5310		EXOCARB MAX-MINI FHL-GDTS	1.00mm - 3.00mm	Up to 20D	Metric	CARBIDE	EXO		132	330	
5325		EXOCARB MAX-MINI UVM-DRL	0.02mm - 0.08mm	10D, Miniature	Metric	CARBIDE	SS		135	331	
5340		EXOCARB MAX-MINI MRS-GDL	0.50mm - 3.00mm	Miniature	Metric	CARBIDE	SS		144-145	333	
1750		V-SERIES HELIOS	5/64" - 45/64" 1.60mm - 17.86mm	10D	Inch	Metric	HSS-Co	WXL	201-203	348	
1760		V-SERIES HELIOS	5/64" - 45/64" 1.60mm - 17.86mm	15D	Inch	Metric	HSS-Co	WXL	204-205	348	
1770		V-SERIES HELIOS	5/64" - 9/16" 1.60mm - 14.29mm	20D	Inch	Metric	HSS-Co	WXL	206-207	348	

Centering/Countersinking

5190		A Brand AD-LDS	1/4" - 3/4" 3.00mm - 25.00mm	90°/120°/140° Spot Drill	Inch	Metric	CARBIDE	EgiAs	110	321
5315		EXOCARB MAX-MINI UVM-LDS	0.050mm	Miniature, Pilot Drill	Metric	CARBIDE	SS		133	331
235		OSG CARBIDE DRILL/ COUNTERSINK	3/64" - 7/32"	Drill/ Countersink	Inch	CARBIDE	BR		178	-
700		OSG CARBIDE COUNTERSINK	1/8" - 1"	1 Flute, Countersink	Inch	CARBIDE	BR		184	-
701		OSG CARBIDE COUNTERSINK	1/4" - 1"	Multiple Flute, Countersink	Inch	CARBIDE	BR		185	-
706		OSG CARBIDE COUNTERSINK	1/4" - 1"	6 Flute, Countersink	Inch	CARBIDE	BR		186	-
1200		EX-GOLD TIN-NC-LDS	3.00mm - 25.00mm	Stub, 60°/ 90°/ 120° Spot Drill	Metric	HSS	BR	TIN	254	354
1250		EX-GOLD LS-NC-LDS	3.00mm - 25.00mm	Stub, Long Shank 90° Spot Drill	Metric	HSS	BR		255	354

Chucking Reamer

300D		OSG CARBIDE CHUCKING REAMER	3/64" - 1/2" 0.80mm - 13.00mm	Multiple Flutes, Reamer	Inch	Metric	CARBIDE	BR	179-183	341
------	--	--------------------------------	----------------------------------	----------------------------	------	--------	---------	----	---------	-----



List No.	P					M			K	N		S		H			
	Steel					Stainless Steel			Cast Iron	Non-Ferrous		HRSA		Hardened Steel			
	Carbon Steel			Alloy Steel	Die Steel					Aluminum		Nickel Alloy	Titanium				
	Low	Medium	High			6061	Casting	Inconel		6Al4V (30 HRC)							
1010	1035	1045	1065	4140	4340	300	400	17-4 PH	7075				~35 HRC	35-45 HRC	45-50 HRC	50-70 HRC	

≥10D (Continued)

6503	⊙	⊙	⊙	⊙	⊙	⊙	⊙	⊙	⊙	○	○	○	○	⊙	○		
6504	⊙	⊙	⊙	⊙	⊙	⊙	⊙	⊙	⊙	○	○	○	○	⊙	○		
6505	⊙	⊙	⊙	⊙	⊙	⊙	⊙	⊙	⊙	○	○	○	○	⊙	○		
5630	⊙	⊙	⊙	⊙	⊙			⊙		○				○			
5275										⊙	⊙						
5310														○	○	⊙	⊙
5325						⊙	⊙	⊙		○	○	⊙	○	○	○	⊙	
5340	○	○	○	○	○	⊙	⊙	⊙		⊙	⊙		○				
1750	⊙	⊙	⊙	⊙	⊙	○	○	○	⊙	○	○		○	⊙	○		
1760	⊙	⊙	⊙	⊙	⊙	○	○	○	⊙	○	○		○	⊙	○		
1770	⊙	⊙	⊙	⊙	⊙	○	○	○	⊙	○	○		○	⊙	○		

Centering/Countersinking

5190	⊙	⊙	⊙	⊙	⊙				⊙		○	○	○	⊙	⊙	⊙	
5315						⊙	⊙	⊙		○	○	⊙	○	○	○	⊙	
235	○	○	○	⊙		○	○	○	○	○	○	○	○	○			
700	○	○		○					○	○	○						
701			○	○					○					○	○	○	
706	○	○		○						○	○						
1200	⊙	⊙	⊙	○	○	○	○	○		○	○			○			
1250	⊙	⊙	⊙	○	○				○	○	○						

Chucking Reamer

































300D	○	○		○		○	○	○	○	○							
------	---	---	--	---	--	---	---	---	---	---	--	--	--	--	--	--	--

○ good ⊙ best



List	Item	Brand & List Name	Size Range	Features	Product Page	Tech Page
------	------	-------------------	------------	----------	--------------	-----------

Composite Drills

7501		EXO PRO AERO-STAD	#40 - 1/2" 2.50mm - 12.73mm	Triple Angle	  CARBIDE 	119	324
7520		EXO PRO AERO-LHX	#40 - 1/2" 2.50mm - 12.73mm	Low Helix	  CARBIDE 	120	324
7500		EXO PRO AERO-D-REAM	#40 - 1/2" 2.50mm - 12.73mm	Tapered Drill/ Reamer	  CARBIDE 	118	324
7530		EXO PRO AERO-S	#40 - 1/2" 2.50mm - 12.73mm	High Helix, Stack Drill	  CARBIDE 	121	325
7532		EXO PRO AERO-H	#40 - 1/2" 2.50mm - 12.73mm	Stack Drill	  CARBIDE 	122	326
5732		EXOCARB AERO-H	#11 - 1/2" 4.86mm - 12.73mm	Stack Drill	  CARBIDE 	123	326
HP700		HY-PRO CARB NEPTUNE	#40 - 1/4" 2.49mm - 6.35mm	3 Flute, Hand Drill	  CARBIDE 	124	327
257		OSG CARBIDE AERO-D-REAM	#40 - 1/2" 2.49mm - 12.70mm	Tapered Drill/ Reamer	  CARBIDE 	125-126	324



List No.	Other											
	Carbon Fiber (CFRP)	Glass Fiber (GFRP)	Aramid Fiber (AFRP)	Honeycomb					Carbon/ Carbon	Carbon Fiber / Aluminum Stack	Carbon Fiber / Titanium Stack	Carbon Fiber / Al / Ti / CRES Stack
				CFRP/Nomex	GFRP/Nomex	AFRP	CFRP/Al	Al/Al				

Composite Drills

7501	⊙	○		⊙	⊙		⊙	○	⊙	○		
7520	⊙	○		⊙	⊙		⊙		⊙			
7500	⊙	○		⊙	⊙		⊙		⊙			
7530	⊙	⊙		○	○		⊙	⊙		⊙		
7532	⊙									○	⊙	⊙
5732	⊙									○	⊙	⊙
HP700	⊙									⊙	⊙	⊙
257	⊙	○		⊙	⊙		⊙	⊙	⊙			

○ good ⊙ best

CONTINUED 



List	Item	Brand & List Name	Size Range	Features	Product Page	Tech Page
------	------	-------------------	------------	----------	--------------	-----------

≤2D

52502		OSG PHOENIX P2D	0.484" - 2.500"	Indexable Drill, 2D	STEEL	265-266 362
78031		OSG PHOENIX P2D	12.00mm - 63.00mm	Indexable Drill, 2D	STEEL	267-269 362
52513		OSG PHOENIX PDZ	0.688" - 1.500"	Indexable Flat Bottom Drill, 2D	STEEL	288 368
78537		OSG PHOENIX PDZ	16.00mm - 43.00mm	Indexable Flat Bottom Drill, 2D	STEEL	289 368

≤3D

52400		OSG PHOENIX PXD	0.551" - 1.023"	Exchangeable Head Drill, 3D & 5D	STEEL	256 361
78310		OSG PHOENIX PXD	14.00mm - 25.99mm	Exchangeable Head Drill, 3D & 5D	STEEL	257 361
52503		OSG PHOENIX P3D	0.484" - 2.500"	Indexable Drill, 3D	STEEL	270-271 362
78032		OSG PHOENIX P3D	12.00mm - 63.00mm	Indexable Drill, 3D	STEEL	272-273 362
78001		OSG PHOENIX PHP	14.00mm - 40.00mm	High Performance Drill, 3D	STEEL	285 367
52514		OSG PHOENIX PDZ	0.688" - 1.500"	Indexable Flat Bottom Drill, 3D	STEEL	290 368
78538		OSG PHOENIX PDZ	16.00mm - 43.00mm	Indexable Flat Bottom Drill, 3D	STEEL	291 368

≤5D

52400		OSG PHOENIX PXD	0.551" - 1.023"	Exchangeable Head Drill, 3D & 5D	STEEL	256 361
78310		OSG PHOENIX PXD	14.00mm - 25.99mm	Exchangeable Head Drill, 3D & 5D	STEEL	257 361
52504		OSG PHOENIX P4D	0.484" - 2.500"	Indexable Drill, 4D	STEEL	274-275 363
78033		OSG PHOENIX P4D	12.00mm - 63.00mm	Indexable Drill, 4D	STEEL	276-277 363
52505		OSG PHOENIX P5D	0.484" - 2.500"	Indexable Drill, 5D	STEEL	278-279 364
78027		OSG PHOENIX P5D	12.00mm - 63.00mm	Indexable Drill, 5D	STEEL	280-281 364




Centering/Countersinking

52510		OSG PHOENIX PZAG SA	0.531" - 1.813"	Indexable Counterbore Cutter, SA	STEEL	294 370
78321		OSG PHOENIX PZAG SS	14.00mm - 48.00mm	Indexable Counterbore Cutter, SS	STEEL	295 370
52511		OSG PHOENIX PZAG Bore	2.000" - 3.125"	Indexable Counterbore Cutter, Bore	STEEL	296 370
78421		OSG PHOENIX PZAG Bore	54.00mm - 82.00mm	Indexable Counterbore Cutter, Bore	STEEL	297 370
52512		OSG PHOENIX PLDS SA	0.567" - 0.681"	Indexable Centering & Chamfering Cutter, SA	STEEL	300 371
78034		OSG PHOENIX PLDS SS	14.40mm - 17.30mm	Indexable Centering & Chamfering Cutter, SS	STEEL	301 371
78134		OSG PHOENIX PLDS SF	14.40mm - 17.30mm	Indexable Centering & Chamfering Cutter, SF	STEEL	302 371









List	Item	Brand & List Name	Size Range	Features	Product Page	Tech Page
------	------	-------------------	------------	----------	--------------	-----------

Indexable Inserts

78PXD		OSG PHOENIX PXD Inserts	-	Exchangeable Drill Heads	258-263	-
78P5D		OSG PHOENIX PD Inserts	-	Indexable Drill Inserts	282-283	-
78PHP		OSG PHOENIX PHP Inserts	-	High Performance Drill Inserts	286	-
78PZAG		OSG PHOENIX PZAG Inserts	-	Indexable Counterbore Inserts	298	-
78PLDS		OSG PHOENIX PLDS Inserts	-	Indexable Centering & Chamfering Cutter Inserts	303	-

List	Item	Brand & List Name	Size Range	Features	Product Page	Tech Page
------	------	-------------------	------------	----------	--------------	-----------

Indexable Accessories

7808H		OSG PHOENIX PXD Accessories	-	Exchangeable Head Drill Accessories	264	-
7808H		OSG PHOENIX PD Accessories	-	Indexable Drill Accessories	284	-
7808H		OSG PHOENIX PHP Accessories	-	High Performance Drill Accessories	287	-
7808H		OSG PHOENIX PDZ Accessories	-	Indexable Flat Drill Accessories	293	-
7808H		OSG PHOENIX PZAG Accessories	-	Indexable Counterbore Accessories	299	-
7808H		OSG PHOENIX PLDS Accessories	-	Indexable Centering & Chamfering Cutter Accessories	304	-



A Brand ADO

Advanced Performance Coolant-Through Carbide Drills

ABOUT OSG

DRILLING

THREADING

MILLING

HOLDERS

INDEX

List 6500

A BRAND ADO-3D



SPEED FEED
306

CARBIDE

EgiAs




2 FLUTE

STUB

30°

SHANK
h6

PACKED
1 PIECE



Cutting Diameter Tolerance (h8)		
Size (mm)	mm	inch
2 ≤ D ≤ 3	+0 / -0.014	+0 / -0.0006
3 < D ≤ 6	+0 / -0.018	+0 / -0.0007
6 < D ≤ 10	+0 / -0.022	+0 / -0.0009
10 < D ≤ 18	+0 / -0.027	+0 / -0.0011
18 < D ≤ 20	+0 / -0.033	+0 / -0.0013

EDP Number		Diameter (D)					Flute Length FL (mm)	Overall Length L (mm)	Shank Diameter	
		Fractional Size	Wire Gage	Letter Size	mm	Inch			d (in)	d (mm)
650007812	●	-	-	-	2.000	0.07874	12.00	66.00	-	3.00
650008212	●	-	-	-	2.100	0.08268	13.00	66.00	-	3.00
650008612	●	-	-	-	2.200	0.08661	14.00	66.00	-	3.00
8690230	●	-	-	-	2.300	0.09055	14.00	66.00	-	3.00
650009312	●	3/32	-	-	2.381	0.09375	15.00	66.00	-	3.00
650009412	●	-	-	-	2.400	0.09449	15.00	66.00	-	3.00
8690250	●	-	-	-	2.500	0.09843	15.00	66.00	-	3.00
8690260	●	-	-	-	2.600	0.10236	16.00	66.00	-	3.00
650010612	●	-	-	-	2.700	0.10630	17.00	66.00	-	3.00
650010912	●	7/64	-	-	2.778	0.10938	17.00	66.00	-	3.00
8690280	●	-	-	-	2.800	0.11024	17.00	66.00	-	3.00
650011161	●	-	-	-	2.830	0.11142	18.00	66.00	-	3.00
8690290	●	-	-	-	2.900	0.11417	18.00	66.00	-	3.00
650011631	●	-	-	-	2.950	0.11614	18.00	66.00	-	3.00
8690300	●	-	-	-	3.000	0.11811	18.00	66.00	-	3.00
8690310	●	-	-	-	3.100	0.12205	19.00	74.00	-	4.00
650012511	●	1/8	-	-	3.175	0.12500	20.00	74.00	0.125	-
8690320	●	-	-	-	3.200	0.12598	20.00	74.00	-	4.00
8690330	●	-	-	-	3.300	0.12992	20.00	74.00	-	4.00
650013231	●	-	-	-	3.360	0.13228	21.00	74.00	-	4.00
8690340	●	-	-	-	3.400	0.13386	21.00	74.00	-	4.00
650013561	●	-	-	-	3.440	0.13543	21.00	74.00	-	4.00
8690350	●	-	-	-	3.500	0.13780	21.00	74.00	-	4.00
650013871	●	-	-	-	3.520	0.13858	22.00	74.00	-	4.00
650014051	●	-	-	-	3.570	0.14055	22.00	74.00	-	4.00
8690360	●	-	-	-	3.600	0.14173	22.00	74.00	-	4.00
8690370	●	-	-	-	3.700	0.14567	23.00	74.00	-	4.00
650014841	●	-	-	-	3.770	0.14843	23.00	74.00	-	4.00
8690380	●	-	-	-	3.800	0.14961	23.00	74.00	-	4.00
650015211	●	-	-	-	3.860	0.15197	24.00	74.00	-	4.00
8690390	●	-	-	-	3.900	0.15354	24.00	74.00	-	4.00
650015511	●	5/32	-	-	3.969	0.15625	24.00	74.00	0.188	-
8690400	●	-	-	-	4.000	0.15748	24.00	74.00	-	4.00
650015911	●	-	-	-	4.050	0.15945	25.00	80.00	-	6.00
650016011	●	-	20	-	4.089	0.16100	25.00	80.00	-	6.00
8690410	●	-	-	-	4.100	0.16142	25.00	80.00	-	5.00
8700410	●	-	-	-	4.100	0.16142	25.00	80.00	-	6.00
650016311	●	-	-	-	4.160	0.16378	26.00	80.00	-	6.00
8690420	●	-	-	-	4.200	0.16535	26.00	80.00	-	5.00
8700420	●	-	-	-	4.200	0.16535	26.00	80.00	-	6.00
650016711	●	-	-	-	4.270	0.16811	26.00	80.00	-	6.00
8690430	●	-	-	-	4.300	0.16929	26.00	80.00	-	5.00
8700430	●	-	-	-	4.300	0.16929	26.00	80.00	-	6.00
650017111	●	11/64	-	-	4.366	0.17188	27.00	80.00	0.188	-
8690440	●	-	-	-	4.400	0.17323	27.00	80.00	-	5.00
8700440	●	-	-	-	4.400	0.17323	27.00	80.00	-	6.00
650017511	●	-	-	-	4.460	0.17559	27.00	80.00	-	6.00
8690450	●	-	-	-	4.500	0.17717	27.00	80.00	-	5.00
8700450	●	-	-	-	4.500	0.17717	27.00	80.00	-	6.00
8690460	●	-	-	-	4.600	0.18110	28.00	80.00	-	5.00
8700460	●	-	-	-	4.600	0.18110	28.00	80.00	-	6.00
650018311	●	-	-	-	4.660	0.18346	29.00	80.00	-	6.00
8690470	●	-	-	-	4.700	0.18504	29.00	80.00	-	5.00

● Stocked ○ Available Upon Request; MOQ May Apply ▲ Globally Stocked





List 6500 (Continued)

A BRAND ADO-3D



EDP Number		Diameter (D)					Flute Length	Overall Length	Shank Diameter	
		Fractional Size	Wire Gage	Letter Size	mm	Inch	FL (mm)	L (mm)	d (in)	d (mm)
8700470	●	-	-	-	4.700	0.18504	29.00	80.00	-	6.00
650018711	●	3/16	-	-	4.763	0.18750	29.00	80.00	0.188	-
8690480	●	-	-	-	4.800	0.18898	29.00	80.00	-	5.00
8700480	●	-	-	-	4.800	0.18898	29.00	80.00	-	6.00
8690490	●	-	-	-	4.900	0.19291	30.00	80.00	-	5.00
8700490	●	-	-	-	4.900	0.19291	30.00	80.00	-	6.00
8690500	●	-	-	-	5.000	0.19685	25.00	80.00	-	5.00
8700500	●	-	-	-	5.000	0.19685	25.00	80.00	-	6.00
8690510	●	-	-	-	5.100	0.20079	26.00	82.00	-	6.00
650020291	●	-	-	-	5.150	0.20276	26.00	82.00	-	6.00
650020211	●	13/64	-	-	5.159	0.20313	26.00	82.00	0.250	-
8690520	●	-	-	-	5.200	0.20472	26.00	82.00	-	6.00
650020701	●	-	-	-	5.260	0.20709	27.00	82.00	-	6.00
8690530	●	-	-	-	5.300	0.20866	27.00	82.00	-	6.00
8690540	●	-	-	-	5.400	0.21260	27.00	82.00	-	6.00
650021211	●	-	3	-	5.410	0.21300	28.00	82.00	-	6.00
650021521	●	-	-	-	5.470	0.21535	28.00	82.00	-	6.00
8690550	●	-	-	-	5.500	0.21654	28.00	82.00	-	6.00
650021711	●	7/32	-	-	5.556	0.21875	28.00	82.00	0.250	-
8690560	●	-	-	-	5.600	0.22047	28.00	82.00	-	6.00
8690570	●	-	-	-	5.700	0.22441	29.00	82.00	-	6.00
8690580	●	-	-	-	5.800	0.22835	29.00	82.00	-	6.00
8690590	●	-	-	-	5.900	0.23228	30.00	82.00	-	6.00
650023311	●	15/64	-	-	5.953	0.23438	30.00	82.00	0.250	-
8690600	●	-	-	-	6.000	0.23622	30.00	82.00	-	6.00
8690610	●	-	-	-	6.100	0.24016	31.00	88.00	-	7.00
8700610	●	-	-	-	6.100	0.24016	31.00	88.00	-	8.00
650024211	●	-	-	-	6.150	0.24213	31.00	88.00	-	8.00
8690620	●	-	-	-	6.200	0.24409	31.00	88.00	-	7.00
8700620	●	-	-	-	6.200	0.24409	31.00	88.00	-	8.00
8690630	●	-	-	-	6.300	0.24803	32.00	88.00	-	7.00
8700630	●	-	-	-	6.300	0.24803	32.00	88.00	-	8.00
650025011	●	1/4	-	E	6.350	0.25000	32.00	88.00	0.250	-
8690640	●	-	-	-	6.400	0.25197	32.00	88.00	-	7.00
8700640	●	-	-	-	6.400	0.25197	32.00	88.00	-	8.00
8690650	●	-	-	-	6.500	0.25591	33.00	88.00	-	7.00
8700650	●	-	-	-	6.500	0.25591	33.00	88.00	-	8.00
650025611	●	-	-	F	6.528	0.25700	33.00	88.00	-	8.00
8690660	●	-	-	-	6.600	0.25984	33.00	88.00	-	7.00
8700660	●	-	-	-	6.600	0.25984	33.00	88.00	-	8.00
650026211	●	-	-	-	6.650	0.26181	34.00	88.00	-	8.00
8690670	●	-	-	-	6.700	0.26378	34.00	88.00	-	7.00
8700670	●	-	-	-	6.700	0.26378	34.00	88.00	-	8.00
650026411	●	17/64	-	-	6.747	0.26563	34.00	88.00	0.313	-
8690680	●	-	-	-	6.800	0.26772	34.00	88.00	-	7.00
8700680	●	-	-	-	6.800	0.26772	34.00	88.00	-	8.00
650026911	●	-	-	-	6.860	0.27008	35.00	88.00	-	8.00
8690690	●	-	-	-	6.900	0.27165	35.00	88.00	-	7.00
8700690	●	-	-	-	6.900	0.27165	35.00	88.00	-	8.00

● Stocked ○ Available Upon Request; MOQ May Apply ▲ Globally Stocked



CONTINUED ➔

P					M			K	N		S		H				
Steel					Stainless Steel			Cast Iron	Non-Ferrous		HRSA		Hardened Steel				
Carbon Steel			Alloy Steel	Die Steel	300	400	17-4 PH		Aluminum		Nickel Alloy	Titanium					
Low	Medium	High						6061	7075	Casting			Inconel	6Al4V (30 HRC)	~35 HRC	35-45 HRC	45-50 HRC
1010	1035	1065	4140	4340	○	○	○	○	○	○	○	○	○	○	○	○	○
1018	1045				○	○	○	○	○	○	○	○	○	○	○	○	○

○ Good ○ Best





A Brand ADO

Advanced Performance Coolant-Through Carbide Drills

ABOUT OSG

DRILLING

THREADING

MILLING

HOLDERS

INDEX

List 6500 (Continued)



SPEED FEED
306

CARBIDE

EgiAs



2 FLUTE


STUB

30°

SHANK
h6

PACKED
1 PIECE

A BRAND ADO-3D



Cutting Diameter Tolerance (h8)		
Size (mm)	mm	inch
2 ≤ D ≤ 3	+0 / -0.014	+0 / -0.0006
3 < D ≤ 6	+0 / -0.018	+0 / -0.0007
6 < D ≤ 10	+0 / -0.022	+0 / -0.0009
10 < D ≤ 18	+0 / -0.027	+0 / -0.0011
18 < D ≤ 20	+0 / -0.033	+0 / -0.0013

EDP Number		Diameter (D)					Flute Length FL (mm)	Overall Length L (mm)	Shank Diameter	
		Fractional Size	Wire Gage	Letter Size	mm	Inch			d (in)	d (mm)
8690700	●	-	-	-	7.000	0.27559	35.00	88.00	-	7.00
8700700	●	-	-	-	7.000	0.27559	35.00	88.00	-	8.00
650027701	●	-	-	-	7.040	0.27717	36.00	94.00	-	8.00
8690710	●	-	-	-	7.100	0.27953	36.00	94.00	-	8.00
650028011	●	9/32	-	-	7.144	0.28125	36.00	94.00	0.313	-
8690720	●	-	-	-	7.200	0.28346	36.00	94.00	-	8.00
8690730	●	-	-	-	7.300	0.28740	37.00	94.00	-	8.00
8690740	●	-	-	-	7.400	0.29134	37.00	94.00	-	8.00
8690750	●	-	-	-	7.500	0.29528	38.00	94.00	-	8.00
650029611	●	19/64	-	-	7.541	0.29688	38.00	94.00	0.313	-
8690760	●	-	-	-	7.600	0.29921	38.00	94.00	-	8.00
8690770	●	-	-	-	7.700	0.30315	39.00	94.00	-	8.00
8690780	●	-	-	-	7.800	0.30709	39.00	94.00	-	8.00
8690790	●	-	-	-	7.900	0.31102	40.00	94.00	-	8.00
650031211	●	5/16	-	-	7.938	0.31250	40.00	94.00	0.313	-
8690800	●	-	-	-	8.000	0.31496	40.00	94.00	-	8.00
8690810	●	-	-	-	8.100	0.31890	41.00	101.00	-	9.00
8700810	●	-	-	-	8.100	0.31890	41.00	101.00	-	10.00
650032111	●	-	-	-	8.150	0.32087	41.00	101.00	-	10.00
8690820	●	-	-	-	8.200	0.32283	41.00	101.00	-	9.00
8700820	●	-	-	-	8.200	0.32283	41.00	101.00	-	10.00
8690830	●	-	-	-	8.300	0.32677	42.00	101.00	-	9.00
8700830	●	-	-	-	8.300	0.32677	42.00	101.00	-	10.00
650032711	●	21/64	-	-	8.334	0.32813	42.00	101.00	0.375	-
8690840	●	-	-	-	8.400	0.33071	42.00	101.00	-	9.00
8700840	●	-	-	-	8.400	0.33071	42.00	101.00	-	10.00
650033011	●	-	-	Q	8.433	0.33200	43.00	101.00	-	10.00
8690850	●	-	-	-	8.500	0.33465	43.00	101.00	-	9.00
8700850	●	-	-	-	8.500	0.33465	43.00	101.00	-	10.00
650033611	●	-	-	-	8.560	0.33701	43.00	101.00	-	10.00
8690860	●	-	-	-	8.600	0.33858	43.00	101.00	-	9.00
8700860	●	-	-	-	8.600	0.33858	43.00	101.00	-	10.00
650034011	●	-	-	-	8.640	0.34016	44.00	101.00	-	10.00
650034111	●	-	-	-	8.680	0.34173	44.00	101.00	-	10.00
8690870	●	-	-	-	8.700	0.34252	44.00	101.00	-	9.00
8700870	●	-	-	-	8.700	0.34252	44.00	101.00	-	10.00
650034211	●	11/32	-	-	8.731	0.34375	44.00	101.00	0.375	-
8690880	●	-	-	-	8.800	0.34646	44.00	101.00	-	9.00
8700880	●	-	-	-	8.800	0.34646	44.00	101.00	-	10.00
650034811	●	-	-	-	8.860	0.34882	45.00	101.00	-	10.00
8690890	●	-	-	-	8.900	0.35039	45.00	101.00	-	9.00
8700890	●	-	-	-	8.900	0.35039	45.00	101.00	-	10.00
8690900	●	-	-	-	9.000	0.35433	45.00	101.00	-	9.00
8700900	●	-	-	-	9.000	0.35433	45.00	101.00	-	10.00
8690910	●	-	-	-	9.100	0.35827	46.00	106.00	-	10.00
650035811	●	23/64	-	-	9.128	0.35938	46.00	106.00	0.375	-
8690920	●	-	-	-	9.200	0.36220	46.00	106.00	-	10.00
8690930	●	-	-	-	9.300	0.36614	47.00	106.00	-	10.00
8690940	●	-	-	-	9.400	0.37008	47.00	106.00	-	10.00
8690950	●	-	-	-	9.500	0.37402	48.00	106.00	-	10.00
650037511	●	3/8	-	-	9.525	0.37500	48.00	106.00	0.375	-
650037601	●	-	-	-	9.550	0.37598	48.00	106.00	-	10.00
8690960	●	-	-	-	9.600	0.37795	48.00	106.00	-	10.00

● Stocked ○ Available Upon Request; MOQ May Apply ▲ Globally Stocked





A Brand ADO

Advanced Performance Coolant-Through Carbide Drills

ABOUT OSG

DRILLING

THREADING

MILLING

HOLDERS

INDEX

List 6500 (Continued)

A BRAND ADO-3D



SPEED FEED
306

CARBIDE

EgiAs




2 FLUTE

STUB

30°

SHANK
h6

PACKED
1 PIECE



Cutting Diameter Tolerance (h8)		
Size (mm)	mm	inch
2 ≤ D ≤ 3	+0 / -0.014	+0 / -0.0006
3 < D ≤ 6	+0 / -0.018	+0 / -0.0007
6 < D ≤ 10	+0 / -0.022	+0 / -0.0009
10 < D ≤ 18	+0 / -0.027	+0 / -0.0011
18 < D ≤ 20	+0 / -0.033	+0 / -0.0013

EDP Number		Diameter (D)					Flute Length FL (mm)	Overall Length L (mm)	Shank Diameter	
		Fractional Size	Wire Gage	Letter Size	mm	Inch			d (in)	d (mm)
8691240	●	-	-	-	12.400	0.48819	62.00	128.00	-	13.00
8701240	●	-	-	-	12.400	0.48819	62.00	128.00	-	14.00
650049011	●	-	-	-	12.450	0.49016	63.00	128.00	-	14.00
8691250	●	-	-	-	12.500	0.49213	63.00	128.00	-	13.00
8701250	●	-	-	-	12.500	0.49213	63.00	128.00	-	14.00
8691260	●	-	-	-	12.600	0.49606	63.00	128.00	-	13.00
8701260	●	-	-	-	12.600	0.49606	63.00	128.00	-	14.00
650049811	●	-	-	-	12.680	0.49921	64.00	128.00	-	14.00
650050011	●	1/2	-	-	12.700	0.50000	64.00	128.00	0.500	-
8691270	●	-	-	-	12.700	0.50000	64.00	128.00	-	13.00
8701270	●	-	-	-	12.700	0.50000	64.00	128.00	-	14.00
8691280	●	-	-	-	12.800	0.50394	64.00	128.00	-	13.00
8701280	●	-	-	-	12.800	0.50394	64.00	128.00	-	14.00
8691290	●	-	-	-	12.900	0.50787	65.00	128.00	-	13.00
8701290	●	-	-	-	12.900	0.50787	65.00	128.00	-	14.00
8691300	●	-	-	-	13.000	0.51181	65.00	128.00	-	13.00
8701300	●	-	-	-	13.000	0.51181	65.00	128.00	-	14.00
650051501	●	-	-	-	13.080	0.51496	66.00	134.00	-	14.00
8691310	●	-	-	-	13.100	0.51575	66.00	134.00	-	14.00
8691320	●	-	-	-	13.200	0.51969	66.00	134.00	-	14.00
8691330	●	-	-	-	13.300	0.52362	67.00	134.00	-	14.00
8691340	●	-	-	-	13.400	0.52756	67.00	134.00	-	14.00
650053011	●	17/32	-	-	13.494	0.53125	68.00	134.00	0.625	-
8691350	●	-	-	-	13.500	0.53150	68.00	134.00	-	14.00
8691360	●	-	-	-	13.600	0.53543	68.00	134.00	-	14.00
8691370	●	-	-	-	13.700	0.53937	69.00	134.00	-	14.00
8691380	●	-	-	-	13.800	0.54331	69.00	134.00	-	14.00
650054601	●	-	-	-	13.870	0.54606	70.00	134.00	-	14.00
8691390	●	-	-	-	13.900	0.54724	70.00	134.00	-	14.00
8691400	●	-	-	-	14.000	0.55118	70.00	134.00	-	14.00
8691410	●	-	-	-	14.100	0.55512	71.00	140.00	-	15.00
8701410	●	-	-	-	14.100	0.55512	71.00	140.00	-	16.00
8691420	●	-	-	-	14.200	0.55906	71.00	140.00	-	15.00
8701420	●	-	-	-	14.200	0.55906	71.00	140.00	-	16.00
650056111	●	9/16	-	-	14.288	0.56250	72.00	140.00	0.625	-
8691430	●	-	-	-	14.300	0.56299	72.00	140.00	-	15.00
8701430	●	-	-	-	14.300	0.56299	72.00	140.00	-	16.00
8691440	●	-	-	-	14.400	0.56693	72.00	140.00	-	15.00
8701440	●	-	-	-	14.400	0.56693	72.00	140.00	-	16.00
8691450	●	-	-	-	14.500	0.57087	73.00	140.00	-	15.00
8701450	●	-	-	-	14.500	0.57087	73.00	140.00	-	16.00
8691460	●	-	-	-	14.600	0.57480	73.00	140.00	-	15.00
8701460	●	-	-	-	14.600	0.57480	73.00	140.00	-	16.00
650057711	●	37/64	-	-	14.684	0.57813	74.00	140.00	0.625	-
8691470	●	-	-	-	14.700	0.57874	74.00	140.00	-	15.00
8701470	●	-	-	-	14.700	0.57874	74.00	140.00	-	16.00
8691480	●	-	-	-	14.800	0.58268	74.00	140.00	-	15.00
8701480	●	-	-	-	14.800	0.58268	74.00	140.00	-	16.00
8691490	●	-	-	-	14.900	0.58661	75.00	140.00	-	15.00
8701490	●	-	-	-	14.900	0.58661	75.00	140.00	-	16.00
8691500	●	-	-	-	15.000	0.59055	75.00	140.00	-	15.00
8701500	●	-	-	-	15.000	0.59055	75.00	140.00	-	16.00
8691510	●	-	-	-	15.100	0.59449	76.00	145.00	-	16.00

● Stocked ○ Available Upon Request; MOQ May Apply ▲ Globally Stocked





List 6500 (Continued)

A BRAND ADO-3D



EDP Number		Diameter (D)					Flute Length	Overall Length	Shank Diameter	
		Fractional Size	Wire Gage	Letter Size	mm	Inch	FL (mm)	L (mm)	d (in)	d (mm)
8691520	●	-	-	-	15.200	0.59843	76.00	145.00	-	16.00
8691530	●	-	-	-	15.300	0.60236	77.00	145.00	-	16.00
8691540	●	-	-	-	15.400	0.60630	77.00	145.00	-	16.00
8691550	●	-	-	-	15.500	0.61024	78.00	145.00	-	16.00
8691560	●	-	-	-	15.600	0.61417	78.00	145.00	-	16.00
8691570	●	-	-	-	15.700	0.61811	79.00	145.00	-	16.00
8691580	●	-	-	-	15.800	0.62205	79.00	145.00	-	16.00
650062511	●	5/8	-	-	15.875	0.62500	80.00	145.00	0.625	-
8691590	●	-	-	-	15.900	0.62598	80.00	145.00	-	16.00
8691600	●	-	-	-	16.000	0.62992	80.00	145.00	-	16.00
650063311	●	-	-	-	16.100	0.63386	81.00	150.00	-	18.00
8691650	●	-	-	-	16.500	0.64961	83.00	150.00	-	17.00
8701650	●	-	-	-	16.500	0.64961	83.00	150.00	-	18.00
650065511	●	21/32	-	-	16.669	0.65625	85.00	150.00	0.750	-
650066311	●	-	-	-	16.840	0.66299	85.00	150.00	-	18.00
8691700	●	-	-	-	17.000	0.66929	85.00	150.00	-	17.00
8701700	●	-	-	-	17.000	0.66929	85.00	150.00	-	18.00
8691750	●	-	-	-	17.500	0.68898	88.00	155.00	-	18.00
650069321	●	-	-	-	17.610	0.69331	90.00	155.00	-	18.00
650069601	●	-	-	-	17.680	0.69606	90.00	155.00	-	18.00
650069801	●	-	-	-	17.730	0.69803	90.00	155.00	-	18.00
8691800	●	-	-	-	18.000	0.70866	90.00	155.00	-	18.00
8691850	●	-	-	-	18.500	0.72835	93.00	160.00	-	19.00
8701850	●	-	-	-	18.500	0.72835	93.00	160.00	-	20.00
650073311	●	-	-	-	18.640	0.73386	95.00	160.00	-	20.00
8691900	●	-	-	-	19.000	0.74803	95.00	160.00	-	19.00
8701900	●	-	-	-	19.000	0.74803	95.00	160.00	-	20.00
650075011	●	3/4	-	-	19.050	0.75000	95.00	160.00	0.750	-
650075711	●	-	-	-	19.250	0.75787	97.00	165.00	-	20.00
8691950	●	-	-	-	19.500	0.76772	98.00	165.00	-	20.00
650077401	●	-	-	-	19.660	0.77402	100.00	165.00	-	20.00
650077661	●	-	-	-	19.730	0.77677	100.00	165.00	-	20.00
650077801	●	-	-	-	19.760	0.77795	100.00	165.00	-	20.00
8692000	●	-	-	-	20.000	0.78740	100.00	165.00	-	20.00

● Stocked ○ Available Upon Request; MOQ May Apply ▲ Globally Stocked



P Steel					M Stainless Steel			K Cast Iron	N Non-Ferrous		S HRSA		H Hardened Steel						
Carbon Steel			Alloy Steel	Die Steel				Cast Iron	Aluminum		Nickel Alloy	Titanium							
Low	Medium	High			300	400	17-4 PH		6061	7075			Casting	Inconel	6Al4V (30 HRC)	~35 HRC	35-45 HRC	45-50 HRC	50-70 HRC
1010	1035	1065	4140	4340	○	○	○	○	○	○	○	○	○	○	○	○	○	○	○
1018	1045	1065	4140	4340	○	○	○	○	○	○	○	○	○	○	○	○	○	○	○

○ Good ○ Best





A Brand ADO

Advanced Performance Coolant-Through Carbide Drills

ABOUT OSG

DRILLING

THREADING

MILLING

HOLDERS

INDEX

List 6510

A BRAND ADO-5D



SPEED FEED
306

CARBIDE

EgiAs




JOBBER



SHANK
h6

PACKED
1 PIECE



Cutting Diameter Tolerance (h8)		
Size (mm)	mm	inch
2 ≤ D ≤ 3	+0 / -0.014	+0 / -0.0006
3 < D ≤ 6	+0 / -0.018	+0 / -0.0007
6 < D ≤ 10	+0 / -0.022	+0 / -0.0009
10 < D ≤ 18	+0 / -0.027	+0 / -0.0011
18 < D ≤ 20	+0 / -0.033	+0 / -0.0013

EDP Number		Diameter (D)					Flute Length	Overall Length	Shank Diameter	
		Fractional Size	Wire Gage	Letter Size	mm	Inch	FL (mm)	L (mm)	d (in)	d (mm)
651007812	●	-	-	-	2.000	0.07874	18.00	70.00	-	3.00
651008212	●	-	-	-	2.100	0.08268	19.00	70.00	-	3.00
651008612	●	-	-	-	2.200	0.08661	20.00	70.00	-	3.00
8692230	●	-	-	-	2.300	0.09055	21.00	70.00	-	3.00
651009312	●	3/32	-	-	2.381	0.09375	22.00	70.00	-	3.00
651009412	●	-	-	-	2.400	0.09449	22.00	70.00	-	3.00
8692250	●	-	-	-	2.500	0.09843	23.00	70.00	-	3.00
8692260	●	-	-	-	2.600	0.10236	24.00	78.00	-	3.00
651010612	●	-	-	-	2.700	0.10630	25.00	78.00	-	3.00
8692278	●	7/64	-	-	2.778	0.10938	26.00	78.00	-	3.00
8692280	●	-	-	-	2.800	0.11024	26.00	78.00	-	3.00
8692290	●	-	-	-	2.900	0.11417	27.00	78.00	-	3.00
8692300	●	-	-	-	3.000	0.11811	27.00	78.00	-	3.00
8692310	●	-	-	-	3.100	0.12205	28.00	86.00	-	4.00
651012511	●	1/8	-	-	3.175	0.12500	29.00	86.00	0.125	-
8692320	●	-	-	-	3.200	0.12598	29.00	86.00	-	4.00
8692330	●	-	-	-	3.300	0.12992	30.00	86.00	-	4.00
8692340	●	-	-	-	3.400	0.13386	31.00	86.00	-	4.00
8692350	●	-	-	-	3.500	0.13780	32.00	86.00	-	4.00
8692360	●	-	-	-	3.600	0.14173	33.00	86.00	-	4.00
8692370	●	-	-	-	3.700	0.14567	34.00	86.00	-	4.00
8692380	●	-	-	-	3.800	0.14961	35.00	86.00	-	4.00
8692390	●	-	-	-	3.900	0.15354	36.00	86.00	-	4.00
651015511	●	5/32	-	-	3.969	0.15625	36.00	86.00	0.188	-
8692400	●	-	-	-	4.000	0.15748	36.00	86.00	-	4.00
651016011	●	-	20	-	4.089	0.16100	37.00	95.00	-	6.00
8692410	●	-	-	-	4.100	0.16142	37.00	95.00	-	5.00
8702410	●	-	-	-	4.100	0.16142	37.00	95.00	-	6.00
8692420	●	-	-	-	4.200	0.16535	38.00	95.00	-	5.00
8702420	●	-	-	-	4.200	0.16535	38.00	95.00	-	6.00
8692430	●	-	-	-	4.300	0.16929	39.00	95.00	-	5.00
8702430	●	-	-	-	4.300	0.16929	39.00	95.00	-	6.00
651017111	●	11/64	-	-	4.366	0.17188	40.00	95.00	0.188	-
8692440	●	-	-	-	4.400	0.17323	40.00	95.00	-	5.00
8702440	●	-	-	-	4.400	0.17323	40.00	95.00	-	6.00
8692450	●	-	-	-	4.500	0.17717	41.00	95.00	-	5.00
8702450	●	-	-	-	4.500	0.17717	41.00	95.00	-	6.00
8692460	●	-	-	-	4.600	0.18110	42.00	95.00	-	5.00
8702460	●	-	-	-	4.600	0.18110	42.00	95.00	-	6.00
8692470	●	-	-	-	4.700	0.18504	43.00	95.00	-	5.00
8702470	●	-	-	-	4.700	0.18504	43.00	95.00	-	6.00
651018711	●	3/16	-	-	4.763	0.18750	44.00	95.00	0.188	-
8692480	●	-	-	-	4.800	0.18898	44.00	95.00	-	5.00
8702480	●	-	-	-	4.800	0.18898	44.00	95.00	-	6.00
8692490	●	-	-	-	4.900	0.19291	45.00	95.00	-	5.00
8702490	●	-	-	-	4.900	0.19291	45.00	95.00	-	6.00
8692500	●	-	-	-	5.000	0.19685	45.00	95.00	-	5.00
8702500	●	-	-	-	5.000	0.19685	45.00	95.00	-	6.00
8692510	●	-	-	-	5.100	0.20079	41.00	100.00	-	6.00
651020211	●	13/64	-	-	5.159	0.20313	42.00	100.00	0.250	-
8692520	●	-	-	-	5.200	0.20472	42.00	100.00	-	6.00
8692530	●	-	-	-	5.300	0.20866	43.00	100.00	-	6.00
8692540	●	-	-	-	5.400	0.21260	44.00	100.00	-	6.00

● Stocked ○ Available Upon Request; MOQ May Apply ▲ Globally Stocked





List 6510 (Continued)

A BRAND ADO-5D



SPEED FEED
306

CARBIDE

EgiAs



2 FLUTE

JOBBER

30°

SHANK
h6

PACKED
1 PIECE

EDP Number		Diameter (D)					Flute Length	Overall Length	Shank Diameter	
		Fractional Size	Wire Gage	Letter Size	mm	Inch	FL (mm)	L (mm)	d (in)	d (mm)
651021311	●	-	3	-	5.410	0.21300	44.00	100.00	0.250	-
8692550	●	-	-	-	5.500	0.21654	44.00	100.00	-	6.00
651021711	●	7/32	-	-	5.556	0.21875	45.00	100.00	0.250	-
8692560	●	-	-	-	5.600	0.22047	45.00	100.00	-	6.00
8692570	●	-	-	-	5.700	0.22441	46.00	100.00	-	6.00
8692580	●	-	-	-	5.800	0.22835	47.00	100.00	-	6.00
8692590	●	-	-	-	5.900	0.23228	48.00	100.00	-	6.00
651023311	●	15/64	-	-	5.953	0.23438	48.00	100.00	0.250	-
8692600	●	-	-	-	6.000	0.23622	48.00	100.00	-	6.00
8692610	●	-	-	-	6.100	0.24016	49.00	109.00	-	7.00
8702610	●	-	-	-	6.100	0.24016	49.00	109.00	-	8.00
8692620	●	-	-	-	6.200	0.24409	50.00	109.00	-	7.00
8702620	●	-	-	-	6.200	0.24409	50.00	109.00	-	8.00
8692630	●	-	-	-	6.300	0.24803	51.00	109.00	-	7.00
8702630	●	-	-	-	6.300	0.24803	51.00	109.00	-	8.00
651025011	●	1/4	-	E	6.350	0.25000	52.00	109.00	0.250	-
8692640	●	-	-	-	6.400	0.25197	52.00	109.00	-	7.00
8702640	●	-	-	-	6.400	0.25197	52.00	109.00	-	8.00
8692650	●	-	-	-	6.500	0.25591	52.00	109.00	-	7.00
8702650	●	-	-	-	6.500	0.25591	52.00	109.00	-	8.00
651025611	●	-	-	F	6.528	0.25700	53.00	109.00	-	8.00
8692660	●	-	-	-	6.600	0.25984	53.00	109.00	-	7.00
8702660	●	-	-	-	6.600	0.25984	53.00	109.00	-	8.00
8692670	●	-	-	-	6.700	0.26378	54.00	109.00	-	7.00
8702670	●	-	-	-	6.700	0.26378	54.00	109.00	-	8.00
651026411	●	17/64	-	-	6.747	0.26563	55.00	109.00	0.313	-
8692680	●	-	-	-	6.800	0.26772	55.00	109.00	-	7.00
8702680	●	-	-	-	6.800	0.26772	55.00	109.00	-	8.00
8692690	●	-	-	-	6.900	0.27165	56.00	109.00	-	7.00
8702690	●	-	-	-	6.900	0.27165	56.00	109.00	-	8.00
8692700	●	-	-	-	7.000	0.27559	56.00	109.00	-	7.00
8702700	●	-	-	-	7.000	0.27559	56.00	109.00	-	8.00
8692710	●	-	-	-	7.100	0.27953	57.00	118.00	-	8.00
651028011	●	9/32	-	-	7.144	0.28125	58.00	118.00	0.313	-
8692720	●	-	-	-	7.200	0.28346	58.00	118.00	-	8.00
8692730	●	-	-	-	7.300	0.28740	59.00	118.00	-	8.00
8692740	●	-	-	-	7.400	0.29134	60.00	118.00	-	8.00
8692750	●	-	-	-	7.500	0.29528	60.00	118.00	-	8.00
651029611	●	19/64	-	-	7.541	0.29688	60.00	118.00	0.313	-
8692760	●	-	-	-	7.600	0.29921	61.00	118.00	-	8.00
8692770	●	-	-	-	7.700	0.30315	62.00	118.00	-	8.00
8692780	●	-	-	-	7.800	0.30709	63.00	118.00	-	8.00
8692790	●	-	-	-	7.900	0.31102	64.00	118.00	-	8.00
651031211	●	5/16	-	-	7.938	0.31250	64.00	118.00	0.313	-
8692800	●	-	-	-	8.000	0.31496	64.00	118.00	-	8.00
8692810	●	-	-	-	8.100	0.31890	65.00	128.00	-	9.00
8702810	●	-	-	-	8.100	0.31890	65.00	128.00	-	10.00
8692820	●	-	-	-	8.200	0.32283	66.00	128.00	-	9.00
8702820	●	-	-	-	8.200	0.32283	66.00	128.00	-	10.00
8692830	●	-	-	-	8.300	0.32677	67.00	128.00	-	9.00

● Stocked ○ Available Upon Request; MOQ May Apply ▲ Globally Stocked



CONTINUED

P					M			K	N		S		H					
Steel					Stainless Steel			Cast Iron	Non-Ferrous		HRSA		Hardened Steel					
Carbon Steel			Alloy Steel	Die Steel	300	400	17-4 PH		Aluminum		Nickel Alloy	Titanium						
Low	Medium	High							6061	7075			Casting	Inconel	6Al4V (30 HRC)	~35 HRC	35-45 HRC	45-50 HRC
1010	1035	1065	4140	4340	○	○	○	○	○	○	○	○	○	○	○	○	○	○
1018	1045				○	○	○	○	○	○	○	○	○	○	○	○	○	○

○ Good ○ Best





A Brand ADO

Advanced Performance Coolant-Through Carbide Drills

ABOUT OSG

DRILLING

THREADING

MILLING

HOLDERS

INDEX

List 6510 (Continued)



SPEED FEED
306

CARBIDE

EgiAs




JOBBER



SHANK
h6



A BRAND ADO-5D



Cutting Diameter Tolerance (h8)		
Size (mm)	mm	inch
2 ≤ D ≤ 3	+0 / -0.014	+0 / -0.0006
3 < D ≤ 6	+0 / -0.018	+0 / -0.0007
6 < D ≤ 10	+0 / -0.022	+0 / -0.0009
10 < D ≤ 18	+0 / -0.027	+0 / -0.0011
18 < D ≤ 20	+0 / -0.033	+0 / -0.0013

EDP Number		Diameter (D)					Flute Length FL (mm)	Overall Length L (mm)	Shank Diameter	
		Fractional Size	Wire Gage	Letter Size	mm	Inch			d (in)	d (mm)
8702830	●	-	-	-	8.300	0.32677	67.00	128.00	-	10.00
651032711	●	21/64	-	-	8.334	0.32813	67.00	128.00	0.375	-
8692840	●	-	-	-	8.400	0.33071	68.00	128.00	-	9.00
8702840	●	-	-	-	8.400	0.33071	68.00	128.00	-	10.00
651033111	●	-	-	Q	8.433	0.33200	68.00	128.00	0.344	-
8692850	●	-	-	-	8.500	0.33465	68.00	128.00	-	9.00
8702850	●	-	-	-	8.500	0.33465	68.00	128.00	-	10.00
8692860	●	-	-	-	8.600	0.33858	69.00	128.00	-	9.00
8702860	●	-	-	-	8.600	0.33858	69.00	128.00	-	10.00
8692870	●	-	-	-	8.700	0.34252	70.00	128.00	-	9.00
8702870	●	-	-	-	8.700	0.34252	70.00	128.00	-	10.00
651034211	●	11/32	-	-	8.731	0.34375	70.00	128.00	0.375	-
8692880	●	-	-	-	8.800	0.34646	71.00	128.00	-	9.00
8702880	●	-	-	-	8.800	0.34646	71.00	128.00	-	10.00
8692890	●	-	-	-	8.900	0.35039	72.00	128.00	-	9.00
8702890	●	-	-	-	8.900	0.35039	72.00	128.00	-	10.00
8692900	●	-	-	-	9.000	0.35433	72.00	128.00	-	9.00
8702900	●	-	-	-	9.000	0.35433	72.00	128.00	-	10.00
8692910	●	-	-	-	9.100	0.35827	73.00	136.00	-	10.00
651035811	●	23/64	-	-	9.128	0.35938	73.00	136.00	0.375	-
8692920	●	-	-	-	9.200	0.36220	74.00	136.00	-	10.00
8692930	●	-	-	-	9.300	0.36614	75.00	136.00	-	10.00
8692940	●	-	-	-	9.400	0.37008	76.00	136.00	-	10.00
8692950	●	-	-	-	9.500	0.37402	76.00	136.00	-	10.00
651037511	●	3/8	-	-	9.525	0.37500	76.00	136.00	0.375	-
8692960	●	-	-	-	9.600	0.37795	77.00	136.00	-	10.00
8692970	●	-	-	-	9.700	0.38189	78.00	136.00	-	10.00
8692980	●	-	-	-	9.800	0.38583	79.00	136.00	-	10.00
8692990	●	-	-	-	9.900	0.38976	80.00	136.00	-	10.00
651038911	●	25/64	-	-	9.922	0.39063	80.00	136.00	0.438	-
8693000	●	-	-	-	10.000	0.39370	80.00	136.00	-	10.00
8693010	●	-	-	-	10.100	0.39764	81.00	146.00	-	11.00
8703010	●	-	-	-	10.100	0.39764	81.00	146.00	-	12.00
8693020	●	-	-	-	10.200	0.40157	82.00	146.00	-	11.00
8703020	●	-	-	-	10.200	0.40157	82.00	146.00	-	12.00
8693030	●	-	-	-	10.300	0.40551	83.00	146.00	-	11.00
8703030	●	-	-	-	10.300	0.40551	83.00	146.00	-	12.00
651040511	●	13/32	-	-	10.319	0.40625	83.00	146.00	0.438	-
8693040	●	-	-	-	10.400	0.40945	84.00	146.00	-	11.00
8703040	●	-	-	-	10.400	0.40945	84.00	146.00	-	12.00
8693050	●	-	-	-	10.500	0.41339	84.00	146.00	-	11.00
8703050	●	-	-	-	10.500	0.41339	84.00	146.00	-	12.00
8693060	●	-	-	-	10.600	0.41732	85.00	146.00	-	11.00
8703060	●	-	-	-	10.600	0.41732	85.00	146.00	-	12.00
8693070	●	-	-	-	10.700	0.42126	86.00	146.00	-	11.00
8703070	●	-	-	-	10.700	0.42126	86.00	146.00	-	12.00
651042111	●	27/64	-	-	10.716	0.42188	86.00	146.00	0.438	-
8693080	●	-	-	-	10.800	0.42520	87.00	146.00	-	11.00
8703080	●	-	-	-	10.800	0.42520	87.00	146.00	-	12.00
8693090	●	-	-	-	10.900	0.42913	88.00	146.00	-	11.00
8703090	●	-	-	-	10.900	0.42913	88.00	146.00	-	12.00
8693100	●	-	-	-	11.000	0.43307	88.00	146.00	-	11.00
8703100	●	-	-	-	11.000	0.43307	88.00	146.00	-	12.00

● Stocked ○ Available Upon Request; MOQ May Apply ▲ Globally Stocked





List 6510 (Continued)

A BRAND ADO-5D



SPEED FEED
306

CARBIDE

EgiAs



2 FLUTE

JOBBER

30°

SHANK
h6

PACKED
1 PIECE

EDP Number		Diameter (D)					Flute Length	Overall Length	Shank Diameter	
		Fractional Size	Wire Gage	Letter Size	mm	Inch	FL (mm)	L (mm)	d (in)	d (mm)
8693110	●	-	-	-	11.100	0.43701	89.00	156.00	-	12.00
651043711	●	7/16	-	-	11.113	0.43750	89.00	156.00	0.438	-
8693120	●	-	-	-	11.200	0.44094	90.00	156.00	-	12.00
8693130	●	-	-	-	11.300	0.44488	91.00	156.00	-	12.00
8693140	●	-	-	-	11.400	0.44882	92.00	156.00	-	12.00
8693150	●	-	-	-	11.500	0.45276	92.00	156.00	-	12.00
651045211	●	29/64	-	-	11.509	0.45313	92.00	156.00	0.500	-
8693160	●	-	-	-	11.600	0.45669	93.00	156.00	-	12.00
8693170	●	-	-	-	11.700	0.46063	94.00	156.00	-	12.00
8693180	●	-	-	-	11.800	0.46457	95.00	156.00	-	12.00
8693190	●	-	-	-	11.900	0.46850	96.00	156.00	-	12.00
651046711	●	15/32	-	-	11.906	0.46875	96.00	156.00	0.500	-
8693200	●	-	-	-	12.000	0.47244	96.00	156.00	-	12.00
8693210	●	-	-	-	12.100	0.47638	97.00	167.00	-	13.00
8703210	●	-	-	-	12.100	0.47638	97.00	167.00	-	14.00
8693220	●	-	-	-	12.200	0.48031	98.00	167.00	-	13.00
8703220	●	-	-	-	12.200	0.48031	98.00	167.00	-	14.00
8693230	●	-	-	-	12.300	0.48425	99.00	167.00	-	13.00
8703230	●	-	-	-	12.300	0.48425	99.00	167.00	-	14.00
651048411	●	31/64	-	-	12.303	0.48438	99.00	167.00	0.500	-
8693240	●	-	-	-	12.400	0.48819	100.00	167.00	-	13.00
8703240	●	-	-	-	12.400	0.48819	100.00	167.00	-	14.00
8693250	●	-	-	-	12.500	0.49213	100.00	167.00	-	13.00
8703250	●	-	-	-	12.500	0.49213	100.00	167.00	-	14.00
8693260	●	-	-	-	12.600	0.49606	101.00	167.00	-	13.00
8703260	●	-	-	-	12.600	0.49606	101.00	167.00	-	14.00
651050011	●	1/2	-	-	12.700	0.50000	102.00	167.00	0.500	-
8693270	●	-	-	-	12.700	0.50000	102.00	167.00	-	13.00
8703270	●	-	-	-	12.700	0.50000	102.00	167.00	-	14.00
8693280	●	-	-	-	12.800	0.50394	103.00	167.00	-	13.00
8703280	●	-	-	-	12.800	0.50394	103.00	167.00	-	14.00
8693290	●	-	-	-	12.900	0.50787	104.00	167.00	-	13.00
8703290	●	-	-	-	12.900	0.50787	104.00	167.00	-	14.00
8693300	●	-	-	-	13.000	0.51181	104.00	167.00	-	13.00
8703300	●	-	-	-	13.000	0.51181	104.00	167.00	-	14.00
8693310	●	-	-	-	13.100	0.51575	105.00	176.00	-	14.00
8693320	●	-	-	-	13.200	0.51969	106.00	176.00	-	14.00
8693330	●	-	-	-	13.300	0.52362	107.00	176.00	-	14.00
8693340	●	-	-	-	13.400	0.52756	108.00	176.00	-	14.00
651053011	●	17/32	-	-	13.494	0.53125	108.00	176.00	0.625	-
8693350	●	-	-	-	13.500	0.53150	108.00	176.00	-	14.00
8693360	●	-	-	-	13.600	0.53543	109.00	176.00	-	14.00
8693370	●	-	-	-	13.700	0.53937	110.00	176.00	-	14.00
8693380	●	-	-	-	13.800	0.54331	111.00	176.00	-	14.00
8693390	●	-	-	-	13.900	0.54724	112.00	176.00	-	14.00
8693400	●	-	-	-	14.000	0.55118	112.00	176.00	-	14.00
8693410	●	-	-	-	14.100	0.55512	113.00	185.00	-	15.00
8703410	●	-	-	-	14.100	0.55512	113.00	185.00	-	16.00
8693420	●	-	-	-	14.200	0.55906	114.00	185.00	-	15.00
8703420	●	-	-	-	14.200	0.55906	114.00	185.00	-	16.00

● Stocked ○ Available Upon Request; MOQ May Apply ▲ Globally Stocked



CONTINUED

P					M			K	N		S		H				
Steel					Stainless Steel			Cast Iron	Non-Ferrous		HRSA		Hardened Steel				
Carbon Steel			Alloy Steel	Die Steel	300	400	17-4 PH		Aluminum		Nickel Alloy	Titanium					
Low	Medium	High							6061	7075			Casting	Inconel	6Al4V (30 HRC)	~35 HRC	35-45 HRC
1010	1035	1065	4140	4340	○	○	○	○	○	○	○	○	○	○	○	○	○
1018	1045				○	○	○	○	○	○	○	○	○	○	○	○	○

○ Good ○ Best





A Brand ADO

Advanced Performance Coolant-Through Carbide Drills

ABOUT OSG

DRILLING

THREADING

MILLING

HOLDERS

INDEX

List 6510 (Continued)



SPEED FEED
306

CARBIDE

EgiAs



2 FLUTE

JOBBER

30°

SHANK
h6

PACKED
1 PIECE

A BRAND ADO-5D



Cutting Diameter Tolerance (h8)		
Size (mm)	mm	inch
2 ≤ D ≤ 3	+0 / -0.014	+0 / -0.0006
3 < D ≤ 6	+0 / -0.018	+0 / -0.0007
6 < D ≤ 10	+0 / -0.022	+0 / -0.0009
10 < D ≤ 18	+0 / -0.027	+0 / -0.0011
18 < D ≤ 20	+0 / -0.033	+0 / -0.0013

EDP Number		Diameter (D)					Flute Length	Overall Length	Shank Diameter	
		Fractional Size	Wire Gage	Letter Size	mm	Inch	FL (mm)	L (mm)	d (in)	d (mm)
651056111	●	9/16	-	-	14.288	0.56250	115.00	185.00	0.625	-
8693430	●	-	-	-	14.300	0.56299	115.00	185.00	-	15.00
8703430	●	-	-	-	14.300	0.56299	115.00	185.00	-	16.00
8693440	●	-	-	-	14.400	0.56693	116.00	185.00	-	15.00
8703440	●	-	-	-	14.400	0.56693	116.00	185.00	-	16.00
8693450	●	-	-	-	14.500	0.57087	116.00	185.00	-	15.00
8703450	●	-	-	-	14.500	0.57087	116.00	185.00	-	16.00
8693460	●	-	-	-	14.600	0.57480	117.00	185.00	-	15.00
8703460	●	-	-	-	14.600	0.57480	117.00	185.00	-	16.00
8693470	●	-	-	-	14.700	0.57874	118.00	185.00	-	15.00
8703470	●	-	-	-	14.700	0.57874	118.00	185.00	-	16.00
8693480	●	-	-	-	14.800	0.58268	119.00	185.00	-	15.00
8703480	●	-	-	-	14.800	0.58268	119.00	185.00	-	16.00
8693490	●	-	-	-	14.900	0.58661	120.00	185.00	-	15.00
8703490	●	-	-	-	14.900	0.58661	120.00	185.00	-	16.00
8693500	●	-	-	-	15.000	0.59055	120.00	185.00	-	15.00
8703500	●	-	-	-	15.000	0.59055	120.00	185.00	-	16.00
8693510	●	-	-	-	15.100	0.59449	121.00	193.00	-	16.00
8693520	●	-	-	-	15.200	0.59843	122.00	193.00	-	16.00
8693530	●	-	-	-	15.300	0.60236	123.00	193.00	-	16.00
8693540	●	-	-	-	15.400	0.60630	124.00	193.00	-	16.00
8693550	●	-	-	-	15.500	0.61024	124.00	193.00	-	16.00
8693560	●	-	-	-	15.600	0.61417	125.00	193.00	-	16.00
8693570	●	-	-	-	15.700	0.61811	126.00	193.00	-	16.00
8693580	●	-	-	-	15.800	0.62205	127.00	193.00	-	16.00
651062511	●	5/8	-	-	15.875	0.62500	128.00	193.00	0.625	-
8693590	●	-	-	-	15.900	0.62598	128.00	193.00	-	16.00
8693600	●	-	-	-	16.000	0.62992	128.00	193.00	-	16.00
651063311	●	-	-	-	16.100	0.63386	129.00	201.00	-	18.00
8693650	●	-	-	-	16.500	0.64961	132.00	201.00	-	17.00
8703650	●	-	-	-	16.500	0.64961	132.00	201.00	-	18.00
651065511	●	21/32	-	-	16.669	0.65625	134.00	201.00	0.750	-
8693700	●	-	-	-	17.000	0.66929	136.00	201.00	-	17.00
8703700	●	-	-	-	17.000	0.66929	136.00	201.00	-	18.00
8693750	●	-	-	-	17.500	0.68898	140.00	209.00	-	18.00
8693800	●	-	-	-	18.000	0.70866	144.00	209.00	-	18.00
8693850	●	-	-	-	18.500	0.72835	148.00	217.00	-	19.00
8703850	●	-	-	-	18.500	0.72835	148.00	217.00	-	20.00
8693900	●	-	-	-	19.000	0.74803	152.00	217.00	-	19.00
8703900	●	-	-	-	19.000	0.74803	152.00	217.00	-	20.00
651075011	●	3/4	-	-	19.050	0.75000	154.00	217.00	0.750	-
651075711	●	-	-	-	19.250	0.75787	154.00	217.00	-	20.00
8693950	●	-	-	-	19.500	0.76772	156.00	225.00	-	20.00
8694000	●	-	-	-	20.000	0.78740	160.00	225.00	-	20.00

● Stocked ○ Available Upon Request; MOQ May Apply ▲ Globally Stocked



P					M			K	N		S		H				
Steel					Stainless Steel			Cast Iron	Non-Ferrous		HRSA		Hardened Steel				
Carbon Steel			Alloy Steel	Die Steel	300	400	17-4 PH		Aluminum		Nickel Alloy	Titanium					
Low	Medium	High						6061	7075	Casting			Inconel	6Al4V (30 HRC)	~35 HRC	35-45 HRC	45-50 HRC
1010	1035	1065	4140	4340	○	○	○	○	○	○	○	○	○	○	○	○	○
1018	1045				○	○	○	○	○	○	○	○	○	○	○	○	○

○ Good ○ Best





List 6520

A BRAND ADO-8D



SPEED FEED
306

CARBIDE

EgiAs



2 FLUTE

TAPER

30°

SHANK
h6

PACKED
1 PIECE



Cutting Diameter Tolerance (h8)		
Size (mm)	mm	inch
2 ≤ D ≤ 3	+0 / -0.014	+0 / -0.0006
3 < D ≤ 6	+0 / -0.018	+0 / -0.0007
6 < D ≤ 10	+0 / -0.022	+0 / -0.0009
10 < D ≤ 15.88	+0 / -0.027	+0 / -0.0011

EDP Number		Diameter (D)					Flute Length	Overall Length	Shank Diameter	
		Fractional Size	Wire Gage	Letter Size	mm	Inch	FL (mm)	L (mm)	d (in)	d (mm)
8694200	●	-	-	-	2.000	0.07874	22.00	75.00	-	3.00
8694210	●	-	-	-	2.100	0.08268	24.00	75.00	-	3.00
8694220	●	-	-	-	2.200	0.08661	25.00	75.00	-	3.00
8694230	●	-	-	-	2.300	0.09055	26.00	75.00	-	3.00
652009312	●	3/32	-	-	2.381	0.09375	27.00	75.00	-	3.00
8694240	●	-	-	-	2.400	0.09449	27.00	75.00	-	3.00
8694250	●	-	-	-	2.500	0.09843	28.00	75.00	-	3.00
8694260	●	-	-	-	2.600	0.10236	29.00	80.00	-	3.00
8694270	●	-	-	-	2.700	0.10630	30.00	80.00	-	3.00
652010911	●	7/64	-	-	2.778	0.10938	31.00	80.00	-	3.00
8694280	●	-	-	-	2.800	0.11024	31.00	80.00	-	3.00
8694290	●	-	-	-	2.900	0.11417	32.00	80.00	-	3.00
8694300	●	-	-	-	3.000	0.11811	33.00	80.00	-	3.00
8694310	●	-	-	-	3.100	0.12205	34.00	95.00	-	4.00
652012511	●	1/8	-	-	3.175	0.12500	35.00	95.00	0.125	-
8694320	●	-	-	-	3.200	0.12598	36.00	95.00	-	4.00
8694330	●	-	-	-	3.300	0.12992	36.00	95.00	-	4.00
8694340	●	-	-	-	3.400	0.13386	37.00	95.00	-	4.00
8694350	●	-	-	-	3.500	0.13780	39.00	95.00	-	4.00
8694360	●	-	-	-	3.600	0.14173	40.00	95.00	-	4.00
8694370	●	-	-	-	3.700	0.14567	41.00	95.00	-	4.00
8694380	●	-	-	-	3.800	0.14961	42.00	95.00	-	4.00
8694390	●	-	-	-	3.900	0.15354	43.00	95.00	-	4.00
652015511	●	5/32	-	-	3.969	0.15625	44.00	95.00	0.188	-
8694400	●	-	-	-	4.000	0.15748	44.00	95.00	-	4.00
652016011	●	-	20	-	4.089	0.16100	45.00	105.00	-	6.00
8704410	●	-	-	-	4.100	0.16142	45.00	105.00	-	6.00
8704420	●	-	-	-	4.200	0.16535	46.00	105.00	-	6.00
8704430	●	-	-	-	4.300	0.16929	47.00	105.00	-	6.00
652017111	●	11/64	-	-	4.366	0.17188	47.00	105.00	0.188	-
8704440	●	-	-	-	4.400	0.17323	48.00	105.00	-	6.00
8694450	●	-	-	-	4.500	0.17717	50.00	105.00	-	5.00
8704450	●	-	-	-	4.500	0.17717	50.00	105.00	-	6.00
8704460	●	-	-	-	4.600	0.18110	51.00	105.00	-	6.00
8704470	●	-	-	-	4.700	0.18504	52.00	105.00	-	6.00
652018711	●	3/16	-	-	4.763	0.18750	52.00	105.00	0.188	-
8704480	●	-	-	-	4.800	0.18898	53.00	105.00	-	6.00
8704490	●	-	-	-	4.900	0.19291	54.00	105.00	-	6.00
8694500	●	-	-	-	5.000	0.19685	55.00	105.00	-	5.00
8704500	●	-	-	-	5.000	0.19685	55.00	105.00	-	6.00
8704510	●	-	-	-	5.100	0.20079	56.00	115.00	-	6.00
652020211	●	13/64	-	-	5.159	0.20313	57.00	115.00	0.250	-
8704520	●	-	-	-	5.200	0.20472	57.00	115.00	-	6.00
8704530	●	-	-	-	5.300	0.20866	58.00	115.00	-	6.00
8704540	●	-	-	-	5.400	0.21260	59.00	115.00	-	6.00

● Stocked ○ Available Upon Request; MOQ May Apply ▲ Globally Stocked



CONTINUED ➔

P					M			K	N		S		H					
Steel					Stainless Steel			Cast Iron	Non-Ferrous		HRSA		Hardened Steel					
Carbon Steel			Alloy Steel	Die Steel	300	400	17-4 PH		Aluminum		Nickel Alloy	Titanium						
Low	Medium	High							6061	7075			Casting	Inconel	6Al4V (30 HRC)	~35 HRC	35-45 HRC	45-50 HRC
1010	1035	1045	1065	4140				4340	300	400	17-4 PH	6061	7075	Casting	Inconel	6Al4V (30 HRC)	~35 HRC	35-45 HRC
○	○	○	○	○	○	○	○	○	○	○	○	○	○	○	○	○	○	○

○ Good ○ Best





A Brand ADO

Advanced Performance Coolant-Through Carbide Drills

List 6520 (Continued)



SPEED FEED
306

CARBIDE

EgiAs



2 FLUTE

TAPER

30°

SHANK
h6

PACKED
1 PIECE

A BRAND ADO-8D



Cutting Diameter Tolerance (h8)		
Size (mm)	mm	inch
2 ≤ D ≤ 3	+0 / -0.014	+0 / -0.0006
3 < D ≤ 6	+0 / -0.018	+0 / -0.0007
6 < D ≤ 10	+0 / -0.022	+0 / -0.0009
10 < D ≤ 15.88	+0 / -0.027	+0 / -0.0011

ABOUT OSG

DRILLING

THREADING

MILLING

HOLDERS

INDEX

EDP Number		Diameter (D)					Flute Length	Overall Length	Shank Diameter	
		Fractional Size	Wire Gage	Letter Size	mm	Inch	FL (mm)	L (mm)	d (in)	d (mm)
652021311	●	-	3	-	5.410	0.21300	60.00	115.00	0.250	-
8694550	●	-	-	-	5.500	0.21654	61.00	115.00	-	6.00
652021711	●	7/32	-	-	5.556	0.21875	61.00	115.00	0.250	-
8704560	●	-	-	-	5.600	0.22047	62.00	115.00	-	6.00
8704570	●	-	-	-	5.700	0.22441	63.00	115.00	-	6.00
8704580	●	-	-	-	5.800	0.22835	64.00	115.00	-	6.00
8704590	●	-	-	-	5.900	0.23228	65.00	115.00	-	6.00
652023311	●	15/64	-	-	5.953	0.23438	66.00	115.00	0.250	-
8694600	●	-	-	-	6.000	0.23622	66.00	115.00	-	6.00
8704610	●	-	-	-	6.100	0.24016	67.00	125.00	-	8.00
8704620	●	-	-	-	6.200	0.24409	68.00	125.00	-	8.00
8704630	●	-	-	-	6.300	0.24803	69.00	125.00	-	8.00
652025011	●	1/4	-	E	6.350	0.25000	70.00	125.00	0.250	-
8704640	●	-	-	-	6.400	0.25197	70.00	125.00	-	8.00
8694650	●	-	-	-	6.500	0.25591	72.00	125.00	-	7.00
8704650	●	-	-	-	6.500	0.25591	72.00	125.00	-	8.00
652025611	●	-	-	F	6.528	0.25700	72.00	125.00	-	8.00
8704660	●	-	-	-	6.600	0.25984	73.00	125.00	-	8.00
8704670	●	-	-	-	6.700	0.26378	74.00	125.00	-	8.00
652026411	●	17/64	-	-	6.747	0.26563	74.00	125.00	0.313	-
8704680	●	-	-	-	6.800	0.26772	75.00	125.00	-	8.00
8704690	●	-	-	-	6.900	0.27165	76.00	125.00	-	8.00
8694700	●	-	-	-	7.000	0.27559	77.00	125.00	-	7.00
8704700	●	-	-	-	7.000	0.27559	77.00	125.00	-	8.00
8704710	●	-	-	-	7.100	0.27953	78.00	140.00	-	8.00
652028011	●	9/32	-	-	7.144	0.28125	79.00	140.00	0.313	-
8704720	●	-	-	-	7.200	0.28346	79.00	140.00	-	8.00
8704730	●	-	-	-	7.300	0.28740	80.00	140.00	-	8.00
8704740	●	-	-	-	7.400	0.29134	81.00	140.00	-	8.00
8694750	●	-	-	-	7.500	0.29528	83.00	140.00	-	8.00
652029611	●	19/64	-	-	7.541	0.29688	84.00	140.00	0.313	-
8704760	●	-	-	-	7.600	0.29921	84.00	140.00	-	8.00
8704770	●	-	-	-	7.700	0.30315	85.00	140.00	-	8.00
8704780	●	-	-	-	7.800	0.30709	86.00	140.00	-	8.00
8704790	●	-	-	-	7.900	0.31102	87.00	140.00	-	8.00
652031211	●	5/16	-	-	7.938	0.31250	87.00	140.00	0.313	-
8694800	●	-	-	-	8.000	0.31496	88.00	140.00	-	8.00
8704810	●	-	-	-	8.100	0.31890	89.00	150.00	-	10.00
8704820	●	-	-	-	8.200	0.32283	90.00	150.00	-	10.00
8704830	●	-	-	-	8.300	0.32677	91.00	150.00	-	10.00
652032711	●	21/64	-	-	8.334	0.32813	92.00	150.00	0.375	-
8704840	●	-	-	-	8.400	0.33071	92.00	150.00	-	10.00
652033111	●	-	-	Q	8.433	0.33200	93.00	150.00	0.344	-
8694850	●	-	-	-	8.500	0.33465	94.00	150.00	-	9.00
8704850	●	-	-	-	8.500	0.33465	94.00	150.00	-	10.00
8704860	●	-	-	-	8.600	0.33858	95.00	150.00	-	10.00
8704870	●	-	-	-	8.700	0.34252	96.00	150.00	-	10.00
652035211	●	11/32	-	-	8.733	0.34375	96.00	150.00	0.375	-
8704880	●	-	-	-	8.800	0.34646	97.00	150.00	-	10.00
8704890	●	-	-	-	8.900	0.35039	98.00	150.00	-	10.00
8694900	●	-	-	-	9.000	0.35433	99.00	150.00	-	9.00
8704900	●	-	-	-	9.000	0.35433	99.00	150.00	-	10.00
8704910	●	-	-	-	9.100	0.35827	100.00	160.00	-	10.00
652035711	●	23/64	-	-	9.128	0.35938	101.00	160.00	0.375	-
8704920	●	-	-	-	9.200	0.36220	101.00	160.00	-	10.00

● Stocked ○ Available Upon Request; MOQ May Apply ▲ Globally Stocked





List 6520 (Continued)

A BRAND ADO-8D



SPEED FEED
306

CARBIDE

EgiAs



2 FLUTE

TAPER

30°

SHANK
h6

PACKED
1 PIECE

EDP Number		Diameter (D)					Flute Length	Overall Length	Shank Diameter	
		Fractional Size	Wire Gage	Letter Size	mm	Inch	FL (mm)	L (mm)	d (in)	d (mm)
8704930	●	-	-	-	9.300	0.36614	102.00	160.00	-	10.00
8704940	●	-	-	-	9.400	0.37008	103.00	160.00	-	10.00
8694950	●	-	-	-	9.500	0.37402	105.00	160.00	-	10.00
652037511	●	3/8	-	-	9.525	0.37500	105.00	160.00	0.375	-
8704960	●	-	-	-	9.600	0.37795	106.00	160.00	-	10.00
8704970	●	-	-	-	9.700	0.38189	107.00	160.00	-	10.00
8704980	●	-	-	-	9.800	0.38583	108.00	160.00	-	10.00
8704990	●	-	-	-	9.900	0.38976	109.00	160.00	-	10.00
652038811	●	25/64	-	-	9.922	0.39063	110.00	160.00	0.438	-
8695000	●	-	-	-	10.000	0.39370	110.00	160.00	-	10.00
8705010	●	-	-	-	10.100	0.39764	111.00	182.00	-	12.00
8705020	●	-	-	-	10.200	0.40157	112.00	182.00	-	12.00
8705030	●	-	-	-	10.300	0.40551	113.00	182.00	-	12.00
652040711	●	13/32	-	-	10.319	0.40625	113.00	182.00	0.438	-
8705040	●	-	-	-	10.400	0.40945	114.00	182.00	-	12.00
8695050	●	-	-	-	10.500	0.41339	116.00	182.00	-	11.00
8705050	●	-	-	-	10.500	0.41339	116.00	182.00	-	12.00
8705060	●	-	-	-	10.600	0.41732	117.00	182.00	-	12.00
8705070	●	-	-	-	10.700	0.42126	118.00	182.00	-	12.00
652042111	●	27/64	-	-	10.716	0.42188	118.00	182.00	0.438	-
8705080	●	-	-	-	10.800	0.42520	119.00	182.00	-	12.00
8705090	●	-	-	-	10.900	0.42913	120.00	182.00	-	12.00
8695100	●	-	-	-	11.000	0.43307	121.00	182.00	-	11.00
8705100	●	-	-	-	11.000	0.43307	121.00	182.00	-	12.00
8705110	●	-	-	-	11.100	0.43701	122.00	194.00	-	12.00
652043811	●	7/16	-	-	11.113	0.43750	122.00	194.00	0.438	-
8705120	●	-	-	-	11.200	0.44094	123.00	194.00	-	12.00
8705130	●	-	-	-	11.300	0.44488	124.00	194.00	-	12.00
8705140	●	-	-	-	11.400	0.44882	125.00	194.00	-	12.00
8695150	●	-	-	-	11.500	0.45276	127.00	194.00	-	12.00
652045211	●	29/64	-	-	11.509	0.45313	127.00	194.00	0.500	-
8705160	●	-	-	-	11.600	0.45669	128.00	194.00	-	12.00
8705170	●	-	-	-	11.700	0.46063	129.00	194.00	-	12.00
8705180	●	-	-	-	11.800	0.46457	130.00	194.00	-	12.00
8705190	●	-	-	-	11.900	0.46850	131.00	194.00	-	12.00
8695200	●	-	-	-	12.000	0.47244	132.00	194.00	-	12.00
8705210	●	-	-	-	12.100	0.47638	133.00	206.00	-	14.00
8705220	●	-	-	-	12.200	0.48031	134.00	206.00	-	14.00
8705230	●	-	-	-	12.300	0.48425	135.00	206.00	-	14.00
8705240	●	-	-	-	12.400	0.48819	136.00	206.00	-	14.00
8695250	●	-	-	-	12.500	0.49213	138.00	206.00	-	13.00
8705250	●	-	-	-	12.500	0.49213	138.00	206.00	-	14.00
8705260	●	-	-	-	12.600	0.49606	139.00	206.00	-	14.00
652050011	●	1/2	-	-	12.700	0.50000	140.00	206.00	0.500	-
652053011	●	17/32	-	-	13.494	0.53125	149.00	218.00	0.625	-
8705350	●	-	-	-	13.500	0.53150	149.00	218.00	-	14.00
8705400	●	-	-	-	14.000	0.55118	154.00	218.00	-	14.00
652056111	●	9/16	-	-	14.288	0.56250	157.00	230.00	0.625	-
8705450	●	-	-	-	14.500	0.57087	160.00	230.00	-	16.00
652062511	●	5/8	-	-	15.875	0.62500	175.00	241.00	0.625	-

● Stocked ○ Available Upon Request; MOQ May Apply ▲ Globally Stocked



P					M			K	N		S		H			
Steel					Stainless Steel			Cast Iron	Non-Ferrous		HRSA		Hardened Steel			
Carbon Steel			Alloy Steel	Die Steel	300	400	17-4 PH		Aluminum		Nickel Alloy	Titanium	~35 HRC	35-45 HRC	45-50 HRC	50-70 HRC
Low	Medium	High							6061	7075						
1010	1035	1045	1065	4140	4340											
○	○	○	○	○	○	○	○	○	○	○	○	○	○	○	○	

○ Good ○ Best





A Brand ADO

Advanced Performance Coolant-Through Carbide Drills

ABOUT OSG

DRILLING

THREADING

MILLING

HOLDERS

INDEX

List 6530


A BRAND ADO-10D



SPEED FEED
307-308

CARBIDE

EgiAs



Cutting Diameter Tolerance (e8)		
Size (mm)	mm	inch
2 ≤ D ≤ 3	+0/-0.014	+0/-0.0006
3 < D ≤ 6	-0.020/-0.038	-0.0008/-0.0015
6 < D ≤ 10	-0.025/-0.047	-0.0010/-0.0019
10 < D ≤ 14.288	-0.032/-0.059	-0.0013/-0.0023

EDP Number		Diameter (D)					Flute Length	Overall Length	Shank Diameter	
		Fractional Size	Wire Gage	Letter Size	mm	Inch	FL (mm)	L (mm)	d (in)	d (mm)
653007812	●	-	-	-	2.000	0.07874	26.00	75.00	-	3.00
653008212	●	-	-	-	2.100	0.08268	33.00	75.00	-	3.00
653008612	●	-	-	-	2.200	0.08661	33.00	75.00	-	3.00
653009012	●	-	-	-	2.300	0.09055	33.00	75.00	-	3.00
653009312	●	3/32	-	-	2.381	0.09375	33.00	75.00	-	3.00
653009412	●	-	-	-	2.400	0.09449	33.00	75.00	-	3.00
653009812	●	-	-	-	2.500	0.09843	33.00	75.00	-	3.00
653010212	●	-	-	-	2.600	0.10236	40.00	90.00	-	3.00
653010612	●	-	-	-	2.700	0.10630	40.00	90.00	-	3.00
653010912	●	7/64	-	-	2.778	0.10938	40.00	90.00	-	3.00
653011012	●	-	-	-	2.800	0.11024	40.00	90.00	-	3.00
653011412	●	-	-	-	2.900	0.11417	40.00	90.00	-	3.00
8696300	●	-	-	-	3.000	0.11811	40.00	90.00	-	3.00
653012212	●	-	-	-	3.100	0.12205	45.00	100.00	-	4.00
653012512	●	1/8	-	-	3.175	0.12500	45.00	100.00	0.125	-
653012612	●	-	-	-	3.200	0.12598	45.00	100.00	-	4.00
653012912	●	-	-	-	3.300	0.12992	45.00	100.00	-	4.00
653013312	●	-	-	-	3.400	0.13386	50.00	100.00	-	4.00
8696350	●	-	-	-	3.500	0.13780	50.00	100.00	-	4.00
653014112	●	-	-	-	3.600	0.14173	50.00	100.00	-	4.00
653014512	●	-	-	-	3.700	0.14567	50.00	100.00	-	4.00
653014912	●	-	-	-	3.800	0.14961	50.00	100.00	-	4.00
653015312	●	-	-	-	3.900	0.15354	50.00	100.00	-	4.00
653015612	●	5/32	-	-	3.969	0.15625	50.00	100.00	0.188	-
8696400	●	-	-	-	4.000	0.15748	50.00	100.00	-	4.00
653016012	●	-	20	-	4.089	0.16100	55.00	115.00	-	6.00
8710410	●	-	-	-	4.100	0.16142	55.00	115.00	-	6.00
8710420	●	-	-	-	4.200	0.16535	55.00	115.00	-	6.00
8710430	●	-	-	-	4.300	0.16929	60.00	115.00	-	6.00
8710440	●	-	-	-	4.400	0.17323	60.00	115.00	-	6.00
8696450	●	-	-	-	4.500	0.17717	60.00	115.00	-	5.00
8710450	●	-	-	-	4.500	0.17717	60.00	115.00	-	6.00
8710460	●	-	-	-	4.600	0.18110	60.00	115.00	-	6.00
8710470	●	-	-	-	4.700	0.18504	65.00	115.00	-	6.00
653018712	●	3/16	-	-	4.763	0.18750	65.00	115.00	0.188	-
8710480	●	-	-	-	4.800	0.18898	65.00	115.00	-	6.00
8710490	●	-	-	-	4.900	0.19291	65.00	115.00	-	6.00
8696500	●	-	-	-	5.000	0.19685	65.00	115.00	-	5.00
8710500	●	-	-	-	5.000	0.19685	65.00	115.00	-	6.00
653020012	●	-	-	-	5.100	0.20079	70.00	128.00	-	6.00
653020212	●	13/64	-	-	5.159	0.20313	70.00	128.00	0.250	-
653020412	●	-	-	-	5.200	0.20472	70.00	128.00	-	6.00
653020812	●	-	-	-	5.300	0.20866	70.00	128.00	-	6.00
653021212	●	-	-	-	5.400	0.21260	78.00	128.00	-	6.00
653021112	●	-	3	-	5.410	0.21300	78.00	128.00	-	6.00
8696550	●	-	-	-	5.500	0.21654	78.00	128.00	-	6.00
653021712	●	7/32	-	-	5.556	0.21875	78.00	128.00	0.250	-
653022012	●	-	-	-	5.600	0.22047	78.00	128.00	-	6.00
653022412	●	-	-	-	5.700	0.22441	78.00	128.00	-	6.00
653022812	●	-	-	-	5.800	0.22835	78.00	128.00	-	6.00
653023212	●	-	-	-	5.900	0.23228	78.00	128.00	-	6.00
8696600	●	-	-	-	6.000	0.23622	78.00	128.00	-	6.00

● Stocked ○ Available Upon Request; MOQ May Apply ▲ Globally Stocked





List 6530 (Continued)

A BRAND ADO-10D



SPEED FEED
307-308

CARBIDE

EgiAs



2 FLUTE

TAPER

30°

SHANK
h6

PACKED
1 PIECE

EDP Number		Diameter (D)					Flute Length	Overall Length	Shank Diameter	
		Fractional Size	Wire Gage	Letter Size	mm	Inch	FL (mm)	L (mm)	d (in)	d (mm)
8710610	●	-	-	-	6.100	0.24016	87.00	140.00	-	8.00
8696620	●	-	-	-	6.200	0.24409	87.00	140.00	-	7.00
8710620	●	-	-	-	6.200	0.24409	87.00	140.00	-	8.00
8710630	●	-	-	-	6.300	0.24803	87.00	140.00	-	8.00
653025012	●	1/4	-	E	6.350	0.25000	87.00	140.00	0.250	-
8710640	●	-	-	-	6.400	0.25197	87.00	140.00	-	8.00
8696650	●	-	-	-	6.500	0.25591	87.00	140.00	-	7.00
8710650	●	-	-	-	6.500	0.25591	87.00	140.00	-	8.00
653025612	●	-	-	F	6.528	0.25700	87.00	140.00	-	8.00
8710660	●	-	-	-	6.600	0.25984	87.00	140.00	-	8.00
8710670	●	-	-	-	6.700	0.26378	87.00	140.00	-	8.00
653026412	●	17/64	-	-	6.747	0.26563	90.00	140.00	0.313	-
8710680	●	-	-	-	6.800	0.26772	90.00	140.00	-	8.00
8710690	●	-	-	-	6.900	0.27165	90.00	140.00	-	8.00
8696700	●	-	-	-	7.000	0.27559	90.00	140.00	-	7.00
8710700	●	-	-	-	7.000	0.27559	90.00	140.00	-	8.00
653027912	●	-	-	-	7.100	0.27953	100.00	155.00	-	8.00
653028012	●	9/32	-	-	7.144	0.28125	100.00	155.00	0.313	-
653028312	●	-	-	-	7.200	0.28346	100.00	155.00	-	8.00
653028712	●	-	-	-	7.300	0.28740	100.00	155.00	-	8.00
653029112	●	-	-	-	7.400	0.29134	100.00	155.00	-	8.00
8696750	●	-	-	-	7.500	0.29528	100.00	155.00	-	8.00
653029912	●	-	-	-	7.600	0.29921	105.00	155.00	-	8.00
653030312	●	-	-	-	7.700	0.30315	105.00	155.00	-	8.00
653030712	●	-	-	-	7.800	0.30709	105.00	155.00	-	8.00
653031112	●	-	-	-	7.900	0.31102	105.00	155.00	-	8.00
653031212	●	5/16	-	-	7.938	0.31250	105.00	155.00	0.313	-
8696800	●	-	-	-	8.000	0.31496	105.00	155.00	-	8.00
8710810	●	-	-	-	8.100	0.31890	110.00	165.00	-	10.00
8710820	●	-	-	-	8.200	0.32283	110.00	165.00	-	10.00
8696830	●	-	-	-	8.300	0.32677	110.00	165.00	-	9.00
8710830	●	-	-	-	8.300	0.32677	110.00	165.00	-	10.00
8710840	●	-	-	-	8.400	0.33071	110.00	165.00	-	10.00
653033112	●	-	-	Q	8.433	0.33200	110.00	165.00	-	10.00
8696850	●	-	-	-	8.500	0.33465	110.00	165.00	-	9.00
8710850	●	-	-	-	8.500	0.33465	110.00	165.00	-	10.00
8710860	●	-	-	-	8.600	0.33858	115.00	165.00	-	10.00
8710870	●	-	-	-	8.700	0.34252	115.00	165.00	-	10.00
653034212	●	11/32	-	-	8.731	0.34375	115.00	165.00	0.375	-
8710880	●	-	-	-	8.800	0.34646	115.00	165.00	-	10.00
8710890	●	-	-	-	8.900	0.35039	115.00	165.00	-	10.00
8696900	●	-	-	-	9.000	0.35433	115.00	165.00	-	9.00
8710900	●	-	-	-	9.000	0.35433	115.00	165.00	-	10.00
653035812	●	-	-	-	9.100	0.35827	125.00	190.00	-	10.00
653036212	●	-	-	-	9.200	0.36220	125.00	190.00	-	10.00
653036612	●	-	-	-	9.300	0.36614	125.00	190.00	-	10.00
653037012	●	-	-	-	9.400	0.37008	125.00	190.00	-	10.00
8696950	●	-	-	-	9.500	0.37402	125.00	190.00	-	10.00

● Stocked ○ Available Upon Request; MOQ May Apply ▲ Globally Stocked



CONTINUED ➔

P					M			K	N		S		H			
Steel					Stainless Steel			Cast Iron	Non-Ferrous		HRSA		Hardened Steel			
Carbon Steel			Alloy Steel	Die Steel	300	400	17-4 PH		Aluminum		Nickel Alloy	Titanium				
Low	Medium	High							6061	7075			Casting	Inconel	6Al4V (30 HRC)	~35 HRC
1010	1035	1065	4140	4340												
○	○	○	○	○	○	○	○	○					○			

○ Good ○ Best





A Brand ADO

Advanced Performance Coolant-Through Carbide Drills

ABOUT OSG

DRILLING

THREADING

MILLING

HOLDERS

INDEX

List 6530 (Continued)



SPEED FEED
307-308

CARBIDE

EgiAs



2 FLUTE


TAPER

30°

SHANK
h6

PACKED
1 PIECE

A BRAND ADO-10D



Cutting Diameter Tolerance (e8)		
Size (mm)	mm	inch
2 ≤ D ≤ 3	+0/-0.014	+0/-0.0006
3 < D ≤ 6	-0.020/-0.038	-0.0008/-0.0015
6 < D ≤ 10	-0.025/-0.047	-0.0010/-0.0019
10 < D ≤ 14.288	-0.032/-0.059	-0.0013/-0.0023

EDP Number		Diameter (D)					Flute Length FL (mm)	Overall Length L (mm)	Shank Diameter	
		Fractional Size	Wire Gage	Letter Size	mm	Inch			d (in)	d (mm)
653037512	●	3/8	-	-	9.525	0.37500	130.00	190.00	0.375	-
653037812	●	-	-	-	9.600	0.37795	130.00	190.00	-	10.00
653038112	●	-	-	-	9.700	0.38189	130.00	190.00	-	10.00
653038512	●	-	-	-	9.800	0.38583	130.00	190.00	-	10.00
653038912	●	-	-	-	9.900	0.38976	130.00	190.00	-	10.00
8697000	●	-	-	-	10.000	0.39370	130.00	190.00	-	10.00
8711010	●	-	-	-	10.100	0.39764	140.00	205.00	-	12.00
8711020	●	-	-	-	10.200	0.40157	140.00	205.00	-	12.00
8711030	●	-	-	-	10.300	0.40551	140.00	205.00	-	12.00
8711040	●	-	-	-	10.400	0.40945	140.00	205.00	-	12.00
8711050	●	-	-	-	10.500	0.41339	140.00	205.00	-	12.00
8711060	●	-	-	-	10.600	0.41732	140.00	205.00	-	12.00
8711070	●	-	-	-	10.700	0.42126	140.00	205.00	-	12.00
653042312	●	27/64	-	-	10.716	0.42188	145.00	205.00	0.438	-
8711080	●	-	-	-	10.800	0.42520	145.00	205.00	-	12.00
8711090	●	-	-	-	10.900	0.42913	145.00	205.00	-	12.00
8697100	●	-	-	-	11.000	0.43307	145.00	205.00	-	11.00
8711100	●	-	-	-	11.000	0.43307	145.00	205.00	-	12.00
653043712	●	-	-	-	11.100	0.43701	155.00	215.00	-	12.00
653043812	●	7/16	-	-	11.113	0.43750	155.00	215.00	0.438	-
653044012	●	-	-	-	11.200	0.44094	155.00	215.00	-	12.00
653044412	●	-	-	-	11.300	0.44488	155.00	215.00	-	12.00
653044812	●	-	-	-	11.400	0.44882	155.00	215.00	-	12.00
653045212	●	-	-	-	11.500	0.45276	155.00	215.00	-	12.00
653045412	●	29/64	-	-	11.509	0.45313	155.00	215.00	0.500	-
653045612	●	-	-	-	11.600	0.45669	155.00	215.00	-	12.00
653046012	●	-	-	-	11.700	0.46063	155.00	215.00	-	12.00
653046412	●	-	-	-	11.800	0.46457	155.00	215.00	-	12.00
653046812	●	-	-	-	11.900	0.46850	155.00	215.00	-	12.00
8697200	●	-	-	-	12.000	0.47244	155.00	215.00	-	12.00
8711250	●	-	-	-	12.500	0.49213	155.00	215.00	-	14.00
653050012	●	1/2	-	-	12.700	0.50000	155.00	215.00	0.500	-
653056112	●	9/16	-	-	14.288	0.56250	180.00	230.00	0.625	-

● Stocked ○ Available Upon Request; MOQ May Apply ▲ Globally Stocked



P					M			K	N		S		H				
Steel					Stainless Steel			Cast Iron	Non-Ferrous		HRSA		Hardened Steel				
Carbon Steel			Alloy Steel	Die Steel	300	400	17-4 PH		Aluminum		Nickel Alloy	Titanium	Hardened Steel				
Low	Medium	High							6061	7075			Casting	Inconel	6Al4V (30 HRC)	~35 HRC	35-45 HRC
1010	1035	1045	1065	4140	4340	○	○	○	○			○					
○	○	○	○	○	○	○	○	○	○								

○ Good ○ Best





List 6535

A BRAND ADO-15D



SPEED FEED
307-308

CARBIDE

EgiAs



Cutting Diameter Tolerance (e8)		
Size (mm)	mm	inch
D=3	-0.014/-0.028	-0.0006/-0.0011
3 < D ≤ 6	-0.020/-0.038	-0.0008/-0.0015
6 < D ≤ 10	-0.025/-0.047	-0.0010/-0.0019
10 < D ≤ 14.288	-0.032/-0.059	-0.0013/-0.0023

EDP Number		Diameter (D)					Flute Length FL (mm)	Overall Length L (mm)	Shank Diameter	
		Fractional Size	Wire Gage	Letter Size	mm	Inch			d (in)	d (mm)
8698300	●	-	-	-	3.000	0.11811	55.00	105.00	-	3.00
653512512	●	1/8	-	-	3.175	0.12500	60.00	125.00	0.125	-
8698320	●	-	-	-	3.200	0.12598	60.00	125.00	-	4.00
8698350	●	-	-	-	3.500	0.13780	65.00	125.00	-	4.00
653514112	●	9/64	-	-	3.572	0.14063	65.00	125.00	0.156	-
653515612	●	5/32	-	-	3.969	0.15625	75.00	125.00	0.188	-
8698400	●	-	-	-	4.000	0.15748	75.00	125.00	-	4.00
653517212	●	11/64	-	-	4.366	0.17188	85.00	140.00	0.188	-
8712440	●	-	-	-	4.400	0.17323	85.00	140.00	-	6.00
8712450	●	-	-	-	4.500	0.17717	85.00	140.00	-	6.00
653518712	●	3/16	-	-	4.763	0.18750	90.00	140.00	0.188	-
8712480	●	-	-	-	4.800	0.18898	90.00	140.00	-	6.00
8712500	●	-	-	-	5.000	0.19685	90.00	140.00	-	6.00
8712510	●	-	-	-	5.100	0.20079	95.00	160.00	-	6.00
653520312	●	13/64	-	-	5.159	0.20313	95.00	160.00	0.250	-
8712520	●	-	-	-	5.200	0.20472	95.00	160.00	-	6.00
653521312	●	-	-	-	5.410	0.21299	110.00	160.00	-	6.00
8698550	●	-	-	-	5.500	0.21654	110.00	160.00	-	6.00
653521912	●	7/32	-	-	5.556	0.21875	110.00	160.00	0.250	-
653523412	●	15/64	-	-	5.953	0.23438	110.00	160.00	0.250	-
8698600	●	-	-	-	6.000	0.23622	110.00	160.00	-	6.00
8712620	●	-	-	-	6.200	0.24409	120.00	175.00	-	8.00
653525012	●	1/4	-	E	6.350	0.25000	120.00	175.00	0.250	-
8712650	●	-	-	-	6.500	0.25591	120.00	175.00	-	8.00
653526612	●	17/64	-	-	6.747	0.26563	125.00	175.00	0.313	-
8712700	●	-	-	-	7.000	0.27559	125.00	175.00	-	8.00
653528112	●	9/32	-	-	7.144	0.28125	135.00	195.00	0.313	-
8698750	●	-	-	-	7.500	0.29528	145.00	195.00	-	8.00
653529712	●	19/64	-	-	7.541	0.29688	145.00	195.00	0.313	-
653531312	●	5/16	-	-	7.938	0.31250	145.00	195.00	0.313	-
8698800	●	-	-	-	8.000	0.31496	145.00	195.00	-	8.00
8712810	●	-	-	-	8.100	0.31890	155.00	210.00	-	10.00
8712820	●	-	-	-	8.200	0.32283	155.00	210.00	-	10.00
653532812	●	21/64	-	-	8.334	0.32813	155.00	210.00	0.375	-
8712850	●	-	-	-	8.500	0.33465	155.00	210.00	-	10.00
653534412	●	11/32	-	-	8.731	0.34375	160.00	210.00	0.375	-
8712900	●	-	-	-	9.000	0.35433	160.00	210.00	-	10.00
653535912	●	23/64	-	-	9.128	0.35938	170.00	240.00	0.375	-
8712940	●	-	-	-	9.400	0.37008	170.00	240.00	-	10.00
8698950	●	-	-	-	9.500	0.37402	170.00	240.00	-	10.00
653537512	●	3/8	-	-	9.525	0.37500	180.00	240.00	0.375	-
8712980	●	-	-	-	9.800	0.38583	180.00	240.00	-	10.00

● Stocked ○ Available Upon Request; MOQ May Apply ▲ Globally Stocked



CONTINUED ➔

P Steel					M Stainless Steel			K Cast Iron	N Non-Ferrous		S HRSA		H Hardened Steel			
Carbon Steel			Alloy Steel 4140 4340	Die Steel	300 400 17-4 PH			Cast Iron	Aluminum		Nickel Alloy Inconel	Titanium 6Al4V (30 HRC)	~35 HRC 35-45 HRC 45-50 HRC 50-70 HRC			
Low 1010 1018	Medium 1035 1045	High 1065			6061 7075	Casting										
○	○	○	○	○	○	○	○	○				○				

○ Good ○ Best





A Brand ADO

Advanced Performance Coolant-Through Carbide Drills

ABOUT OSG

DRILLING

THREADING

MILLING

HOLDERS

INDEX

List 6535 (Continued)



SPEED FEED
307-308

CARBIDE

EgiAs




TAPER

30°

SHANK
h6

PACKED
1 PIECE

A BRAND ADO-15D



Cutting Diameter Tolerance (e8)		
Size (mm)	mm	inch
D=3	-0.014 / -0.028	-0.0006 / -0.0011
3 < D ≤ 6	-0.020 / -0.038	-0.0008 / -0.0015
6 < D ≤ 10	-0.025 / -0.047	-0.0010 / -0.0019
10 < D ≤ 14.288	-0.032 / -0.059	-0.0013 / -0.0023

EDP Number		Diameter (D)					Flute Length FL (mm)	Overall Length L (mm)	Shank Diameter	
		Fractional Size	Wire Gage	Letter Size	mm	Inch			d (in)	d (mm)
653539112	●	25/64	-	-	9.922	0.39063	180.00	240.00	0.438	-
8699000	●	-	-	-	10.000	0.39370	180.00	240.00	-	10.00
653540612	●	13/32	-	-	10.319	0.40625	190.00	260.00	0.438	-
8713050	●	-	-	-	10.500	0.41339	190.00	260.00	-	12.00
653542212	●	27/64	-	-	10.716	0.42188	200.00	260.00	0.438	-
8713100	●	-	-	-	11.000	0.43307	200.00	260.00	-	12.00
653543712	●	7/16	-	-	11.113	0.43750	210.00	280.00	0.438	-
8713150	●	-	-	-	11.500	0.45276	210.00	280.00	-	12.00
653545312	●	29/64	-	-	11.509	0.45313	210.00	280.00	0.500	-
653546912	●	15/32	-	-	11.906	0.46875	215.00	280.00	0.500	-
8699200	●	-	-	-	12.000	0.47244	215.00	280.00	-	12.00
8713250	●	-	-	-	12.500	0.49213	225.00	290.00	-	14.00
653550012	●	1/2	-	-	12.700	0.50000	230.00	295.00	0.500	-
653553112	●	17/32	-	-	13.494	0.53125	245.00	315.00	0.625	-
653556312	●	9/16	-	-	14.288	0.56250	260.00	330.00	0.625	-

● Stocked ○ Available Upon Request; MOQ May Apply ▲ Globally Stocked



P					M			K	N		S		H			
Steel					Stainless Steel			Cast Iron	Non-Ferrous		HRSA		Hardened Steel			
Carbon Steel			Alloy Steel	Die Steel	Aluminum		Nickel Alloy		Titanium							
Low	Medium	High			6061	Casting				Inconel	6Al4V (30 HRC)	~35 HRC	35-45 HRC	45-50 HRC	50-70 HRC	
1010	1035	1065	4140	4340	300	400	17-4 PH	7075								
○	○	○	○	○	○	○	○	○					○			

○ Good ○ Best





List 6540

A BRAND ADO-20D



SPEED FEED
307-308

CARBIDE

EgiAs



SHANK
h6

PACKED
1 PIECE



Cutting Diameter Tolerance (e8)		
Size (mm)	mm	inch
D=3	-0.014/-0.028	-0.0006/-0.0011
3 < D ≤ 6	-0.020/-0.038	-0.0008/-0.0015
6 < D ≤ 10	-0.025/-0.047	-0.0010/-0.0019
10 < D ≤ 14.288	-0.032/-0.059	-0.0013/-0.0023

EDP Number	●	Diameter (D)					Flute Length FL (mm)	Overall Length L (mm)	Shank Diameter	
		Fractional Size	Wire Gage	Letter Size	mm	Inch			d (in)	d (mm)
8706300	●	-	-	-	3.000	0.11811	70.00	120.00	-	3.00
654012512	●	1/8	-	-	3.175	0.12500	70.00	120.00	0.125	-
8706320	●	-	-	-	3.200	0.12598	80.00	140.00	-	4.00
8706350	●	-	-	-	3.500	0.13780	85.00	140.00	-	4.00
654014012	●	9/64	-	-	3.572	0.14063	85.00	140.00	0.156	-
654015612	●	5/32	-	-	3.969	0.15625	90.00	140.00	0.188	-
8706400	●	-	-	-	4.000	0.15748	90.00	140.00	-	4.00
654017212	●	11/64	-	-	4.366	0.17188	110.00	165.00	0.188	-
8706450	●	-	-	-	4.500	0.17717	110.00	165.00	-	5.00
8714450	●	-	-	-	4.500	0.17717	110.00	165.00	-	6.00
654018712	●	3/16	-	-	4.763	0.18750	110.00	165.00	0.188	-
8714480	●	-	-	-	4.800	0.18898	115.00	165.00	-	6.00
8706500	●	-	-	-	5.000	0.19685	115.00	165.00	-	5.00
8714500	●	-	-	-	5.000	0.19685	115.00	165.00	-	6.00
8714510	●	-	-	-	5.100	0.20079	120.00	190.00	-	6.00
654020212	●	13/64	-	-	5.159	0.20313	120.00	190.00	0.250	-
8714520	●	-	-	-	5.200	0.20472	120.00	190.00	-	6.00
654021312	●	-	-	-	5.410	0.21299	140.00	190.00	-	6.00
8706550	●	-	-	-	5.500	0.21654	140.00	190.00	-	6.00
654021712	●	7/32	-	-	5.556	0.21875	140.00	190.00	0.250	-
654023412	●	15/64	-	-	5.953	0.23438	140.00	190.00	0.250	-
8706600	●	-	-	-	6.000	0.23622	140.00	190.00	-	6.00
8714620	●	-	-	-	6.200	0.24409	155.00	210.00	-	8.00
654025012	●	1/4	-	E	6.350	0.25000	150.00	200.00	0.250	-
8706650	●	-	-	-	6.500	0.25591	155.00	210.00	-	7.00
8714650	●	-	-	-	6.500	0.25591	155.00	210.00	-	8.00
654026412	●	17/64	-	-	6.747	0.26563	155.00	210.00	0.313	-
8706700	●	-	-	-	7.000	0.27559	160.00	210.00	-	7.00
8714700	●	-	-	-	7.000	0.27559	160.00	210.00	-	8.00
654028012	●	9/32	-	-	7.144	0.28125	170.00	230.00	0.313	-
8706750	●	-	-	-	7.500	0.29528	170.00	230.00	-	8.00
654029612	●	19/64	-	-	7.541	0.29688	180.00	230.00	0.313	-
654031212	●	5/16	-	-	7.938	0.31250	180.00	230.00	0.313	-
8706800	●	-	-	-	8.000	0.31496	180.00	230.00	-	8.00
8714810	●	-	-	-	8.100	0.31890	195.00	260.00	-	10.00
654032812	●	21/64	-	-	8.334	0.32813	195.00	260.00	0.375	-
8706850	●	-	-	-	8.500	0.33465	195.00	260.00	-	9.00
8714850	●	-	-	-	8.500	0.33465	195.00	260.00	-	10.00
654034212	●	11/32	-	-	8.731	0.34375	210.00	260.00	0.375	-
8706900	●	-	-	-	9.000	0.35433	210.00	260.00	-	9.00
8714900	●	-	-	-	9.000	0.35433	210.00	260.00	-	10.00
654035912	●	23/64	-	-	9.128	0.35938	220.00	290.00	0.375	-

● Stocked ○ Available Upon Request; MOQ May Apply ▲ Globally Stocked



CONTINUED ➔

P Steel					M Stainless Steel			K Cast Iron	N Non-Ferrous		S HRSA		H Hardened Steel				
Carbon Steel			Alloy Steel	Die Steel	300	400	17-4 PH		Aluminum		Nickel Alloy	Titanium	Hardened Steel				
Low	Medium	High							6061	7075			Casting	Inconel	6Al4V (30 HRC)	~35 HRC	35-45 HRC
1010	1035	1045	1065	4140	4340	○	○	○	○				○				

○ Good ○ Best





A Brand ADO

Advanced Performance Coolant-Through Carbide Drills

ABOUT OSG

DRILLING

THREADING

MILLING

HOLDERS

INDEX

List 6540

A BRAND ADO-20D



SPEED FEED
307-308

CARBIDE

EgiAs




2 FLUTE

TAPER

30°

SHANK
h6

PACKED
1 PIECE



Cutting Diameter Tolerance (e8)		
Size (mm)	mm	inch
D=3	-0.014/-0.028	-0.0006/-0.0011
3<D≤6	-0.020/-0.038	-0.0008/-0.0015
6<D≤10	-0.025/-0.047	-0.0010/-0.0019
10<D≤14.288	-0.032/-0.059	-0.0013/-0.0023

EDP Number		Diameter (D)					Flute Length	Overall Length	Shank Diameter	
		Fractional Size	Wire Gage	Letter Size	mm	Inch	FL (mm)	L (mm)	d (in)	d (mm)
8714940	●	-	-	-	9.400	0.37008	220.00	290.00	-	10.00
8706950	●	-	-	-	9.500	0.37402	220.00	290.00	-	10.00
654037512	●	3/8	-	-	9.525	0.37500	220.00	290.00	0.375	-
8714980	●	-	-	-	9.800	0.38583	230.00	290.00	-	10.00
654039012	●	25/64	-	-	9.922	0.39063	230.00	290.00	0.438	-
8707000	●	-	-	-	10.000	0.39370	230.00	290.00	-	10.00
654040612	●	13/32	-	-	10.319	0.40625	250.00	310.00	0.438	-
8715050	●	-	-	-	10.500	0.41339	250.00	310.00	-	12.00
654042112	●	27/64	-	-	10.716	0.42188	250.00	310.00	0.438	-
8707100	●	-	-	-	11.000	0.43307	250.00	310.00	-	11.00
8715100	●	-	-	-	11.000	0.43307	250.00	310.00	-	12.00
654043712	●	7/16	-	-	11.113	0.43750	270.00	330.00	0.438	-
654045212	●	-	-	-	11.500	0.45276	270.00	330.00	-	12.00
654045412	●	29/64	-	-	11.509	0.45313	270.00	330.00	0.500	-
654046812	●	15/32	-	-	11.906	0.46875	270.00	330.00	0.500	-
8707200	●	-	-	-	12.000	0.47244	270.00	330.00	-	12.00
8715250	●	-	-	-	12.500	0.49213	280.00	330.00	-	14.00
654050012	●	1/2	-	-	12.700	0.50000	280.00	330.00	0.500	-
654053112	●	17/32	-	-	13.494	0.53125	310.00	380.00	0.625	-
654056112	●	9/16	-	-	14.288	0.56250	315.00	365.00	0.625	-

● Stocked ○ Available Upon Request; MOQ May Apply ▲ Globally Stocked



P					M			K	N		S		H				
Steel					Stainless Steel			Cast Iron	Non-Ferrous		HRSA		Hardened Steel				
Carbon Steel			Alloy Steel	Die Steel					Aluminum		Nickel Alloy	Titanium					
Low	Medium	High			300	400	17-4 PH		6061	Casting			Inconel	6Al4V (30 HRC)	~35 HRC	35-45 HRC	45-50 HRC
1010	1035	1065	4140	4340	○	○	○	○					○				
1018	1045																

○ Good ○ Best





List 6550

A BRAND ADO-30D



SPEED FEED
307-308

CARBIDE

EgiAs




TAPER



SHANK
h6



Cutting Diameter Tolerance (e8)		
Size (mm)	mm	inch
D=3	-0.014 / -0.028	-0.0006 / -0.0011
3 < D ≤ 6	-0.020 / -0.038	-0.0008 / -0.0015
6 < D ≤ 10	-0.025 / -0.047	-0.0010 / -0.0019
10 < D ≤ 14.288	-0.032 / -0.059	-0.0013 / -0.0023



EDP Number		Diameter (D)					Flute Length	Overall Length	Shank Diameter	
		Fractional Size	Wire Gage	Letter Size	mm	Inch	FL (mm)	L (mm)	d (in)	d (mm)
655011812	●	-	-	-	3.000	0.11811	85.00	135.00	-	3.00
655012512	●	1/8	-	-	3.175	0.12500	95.00	165.00	0.125	-
8708320	●	-	-	-	3.200	0.12598	105.00	185.00	-	4.00
8708350	●	-	-	-	3.500	0.13780	116.00	185.00	-	4.00
655014012	●	9/64	-	-	3.572	0.14063	116.00	185.00	0.156	-
655015612	●	5/32	-	-	3.969	0.15625	132.00	185.00	0.188	-
8708400	●	-	-	-	4.000	0.15748	132.00	185.00	-	4.00
655017212	●	11/64	-	-	4.366	0.17188	150.00	215.00	0.188	-
8708450	●	-	-	-	4.500	0.17717	150.00	215.00	-	5.00
8716450	●	-	-	-	4.500	0.17717	150.00	215.00	-	6.00
655018712	●	3/16	-	-	4.763	0.18750	155.00	210.00	0.188	-
8716480	●	-	-	-	4.800	0.18898	165.00	215.00	-	6.00
8708500	●	-	-	-	5.000	0.19685	165.00	215.00	-	5.00
8716500	●	-	-	-	5.000	0.19685	165.00	215.00	-	6.00
8716510	●	-	-	-	5.100	0.20079	180.00	250.00	-	6.00
655020212	●	13/64	-	-	5.159	0.20313	180.00	250.00	0.250	-
8716520	●	-	-	-	5.200	0.20472	180.00	250.00	-	6.00
655021312	●	-	-	-	5.410	0.21299	200.00	250.00	-	6.00
8708550	●	-	-	-	5.500	0.21654	200.00	250.00	-	6.00
655021712	●	7/32	-	-	5.556	0.21875	200.00	250.00	0.250	-
655023412	●	15/64	-	-	5.953	0.23438	200.00	250.00	0.250	-
8708600	●	-	-	-	6.000	0.23622	200.00	250.00	-	6.00
8716620	●	-	-	-	6.200	0.24409	215.00	280.00	-	8.00
655025012	●	1/4	-	E	6.350	0.25000	215.00	280.00	0.250	-
8708650	●	-	-	-	6.500	0.25591	215.00	280.00	-	7.00
8716650	●	-	-	-	6.500	0.25591	215.00	280.00	-	8.00
655026412	●	17/64	-	-	6.747	0.26563	230.00	280.00	0.313	-
8708700	●	-	-	-	7.000	0.27559	230.00	280.00	-	7.00
8716700	●	-	-	-	7.000	0.27559	230.00	280.00	-	8.00
655028012	●	9/32	-	-	7.144	0.28125	250.00	315.00	0.313	-
8708750	●	-	-	-	7.500	0.29528	250.00	315.00	-	8.00
655029612	●	19/64	-	-	7.541	0.29688	265.00	315.00	0.313	-
655031212	●	5/16	-	-	7.938	0.31250	265.00	315.00	0.375	-
8708800	●	-	-	-	8.000	0.31496	265.00	315.00	-	8.00
8716810	●	-	-	-	8.100	0.31890	280.00	350.00	-	10.00
655032812	●	21/64	-	-	8.334	0.32813	280.00	350.00	0.375	-
8708850	●	-	-	-	8.500	0.33465	280.00	350.00	-	9.00
8716850	●	-	-	-	8.500	0.33465	280.00	350.00	-	10.00
655034212	●	11/32	-	-	8.733	0.34375	300.00	350.00	0.375	-
8708900	●	-	-	-	9.000	0.35433	300.00	350.00	-	9.00
8716900	●	-	-	-	9.000	0.35433	300.00	350.00	-	10.00
655035912	●	23/64	-	-	9.128	0.35938	315.00	390.00	0.375	-

● Stocked ○ Available Upon Request; MOQ May Apply ▲ Globally Stocked



CONTINUED ➔

P Steel					M Stainless Steel			K Cast Iron	N Non-Ferrous		S HRSA		H Hardened Steel						
Carbon Steel			Alloy Steel	Die Steel				Cast Iron	Aluminum		Nickel Alloy	Titanium							
Low	Medium	High			300	400	17-4 PH		6061 7075	Casting			Inconel	6Al4V (30 HRC)	~35 HRC	35-45 HRC	45-50 HRC	50-70 HRC	
1010	1035	1065	4140																
1018	1045		4340																

○ Good ⊙ Best





A Brand ADO

Advanced Performance Coolant-Through Carbide Drills

ABOUT OSG

DRILLING

THREADING

MILLING

HOLDERS

INDEX

List 6550 (Continued)



SPEED FEED
307-308

CARBIDE

EgiAs



2 FLUTE


TAPER

30°

SHANK
h6

PACKED
1 PIECE

A BRAND ADO-30D



Cutting Diameter Tolerance (e8)		
Size (mm)	mm	inch
D=3	-0.014/-0.028	-0.0006/-0.0011
3 < D ≤ 6	-0.020/-0.038	-0.0008/-0.0015
6 < D ≤ 10	-0.025/-0.047	-0.0010/-0.0019
10 < D ≤ 14.288	-0.032/-0.059	-0.0013/-0.0023

EDP Number		Diameter (D)					Flute Length	Overall Length	Shank Diameter	
		Fractional Size	Wire Gage	Letter Size	mm	Inch	FL (mm)	L (mm)	d (in)	d (mm)
8716940	●	-	-	-	9.400	0.37008	315.00	390.00	-	10.00
8708950	●	-	-	-	9.500	0.37402	315.00	390.00	-	10.00
655037512	●	3/8	-	-	9.525	0.37500	315.00	390.00	0.313	-
8716980	●	-	-	-	9.800	0.38583	330.00	390.00	-	10.00
655039012	●	25/64	-	-	9.922	0.39063	330.00	390.00	0.438	-
8709000	●	-	-	-	10.000	0.39370	330.00	390.00	-	10.00
655040612	●	13/32	-	-	10.319	0.40625	340.00	400.00	0.438	-
655041212	●	-	-	-	10.500	0.41339	350.00	400.00	-	12.00
655042112	●	27/64	-	-	10.716	0.42188	350.00	400.00	0.438	-
655043212	●	-	-	-	11.000	0.43307	350.00	400.00	-	12.00
655043712	●	7/16	-	-	11.113	0.43750	350.00	400.00	0.438	-
655045212	●	-	-	-	11.500	0.45276	350.00	400.00	-	12.00
655045412	●	29/64	-	-	11.509	0.45313	350.00	400.00	0.500	-
655046812	●	15/32	-	-	11.906	0.46875	340.00	400.00	0.500	-
655047212	●	-	-	-	12.000	0.47244	350.00	400.00	-	12.00
655049112	●	-	-	-	12.500	0.49213	350.00	400.00	-	14.00
655050012	●	1/2	-	-	12.700	0.50000	350.00	400.00	0.500	-
655053112	●	17/32	-	-	13.494	0.53125	340.00	400.00	0.625	-
655056112	●	9/16	-	-	14.288	0.56250	350.00	400.00	0.625	-

● Stocked ○ Available Upon Request; MOQ May Apply ▲ Globally Stocked



P					M			K	N		S		H				
Steel					Stainless Steel			Cast Iron	Non-Ferrous		HRSA		Hardened Steel				
Carbon Steel			Alloy Steel	Die Steel	Aluminum		Nickel Alloy		Titanium	Hardened Steel							
Low	Medium	High			6061	7075				Casting	Inconel	6Al4V (30 HRC)	~35 HRC	35-45 HRC	45-50 HRC	50-70 HRC	
1010	1035	1045	1065	4140	4340	300	400	17-4 PH	6061	7075	Casting	Inconel	6Al4V (30 HRC)	~35 HRC	35-45 HRC	45-50 HRC	50-70 HRC
○	○	○	○	○	○	○	○	○	○	○	○	○	○	○	○	○	○

○ Good ○ Best





List 6560

A BRAND ADO-40D



SPEED FEED
309

CARBIDE

EgiAs



TAPER



SHANK
h6

PACKED
1 PIECE



Cutting Diameter Tolerance (e8)		
Size (mm)	mm	inch
D=3	-0.014 / -0.028	-0.0006 / -0.0011
3 < D ≤ 6	-0.020 / -0.038	-0.0008 / -0.0015
6 < D ≤ 10	-0.025 / -0.047	-0.0010 / -0.0019

EDP Number		Diameter					Flute Length	Overall Length	Shank Diameter	
		Fractional Size	Wire Gage	Letter Size	mm	Inch	FL (mm)	L (mm)	d (in)	d (mm)
8717300	●	-	-	-	3.000	0.11811	129.00	179.00	-	3.00
656012512	●	1/8	-	-	3.175	0.12500	136.74	186.74	0.125	-
656014012	○	9/64	-	-	3.572	0.14063	154.00	204.00	0.156	-
656015612	●	5/32	-	-	3.969	0.15625	170.71	220.71	0.188	-
8717400	●	-	-	-	4.000	0.15748	172.00	222.00	-	4.00
656017212	○	11/64	-	-	4.366	0.17188	188.00	238.00	0.188	-
656018712	●	3/16	-	-	4.763	0.18750	204.68	254.68	0.188	-
8717500	●	-	-	-	5.000	0.19685	215.00	265.00	-	5.00
656020212	○	13/64	-	-	5.159	0.20313	221.88	271.88	0.250	-
656021712	○	7/32	-	-	5.556	0.21875	239.08	289.08	0.250	-
656023412	○	15/64	-	-	5.953	0.23438	255.85	305.85	0.250	-
8717600	●	-	-	-	6.000	0.23622	258.00	308.00	-	6.00
656025012	●	1/4	-	-	6.350	0.25000	273.05	323.05	0.250	-
656026412	○	17/64	-	-	6.747	0.26563	290.00	340.00	0.313	-
656028012	○	9/32	-	-	7.144	0.28125	307.00	357.00	0.313	-
656029612	○	19/64	-	-	7.541	0.29688	324.00	374.00	0.313	-
656031212	●	5/16	-	-	7.938	0.31250	341.42	391.42	0.313	-
8717800	●	-	-	-	8.000	0.31496	344.00	394.00	-	8.00
656032812	○	21/64	-	-	8.334	0.32813	358.00	408.00	0.375	-
656034212	○	11/32	-	-	8.731	0.34375	375.00	425.00	0.375	-
656035912	○	23/64	-	-	9.128	0.35938	393.00	443.00	0.375	-
656037512	●	3/8	-	-	9.525	0.37500	409.79	459.79	0.375	-
656039012	○	25/64	-	-	9.922	0.39063	427.00	477.00	0.438	-
8718000	●	-	-	-	10.000	0.39370	430.00	490.00	-	10.00

● Stocked ○ Available Upon Request; MOQ May Apply ▲ Globally Stocked



P					M			K	N		S		H					
Steel					Stainless Steel			Cast Iron	Non-Ferrous		HRSA		Hardened Steel					
Carbon Steel			Alloy Steel	Die Steel	300	400	17-4 PH		Aluminum		Nickel Alloy	Titanium						
Low	Medium	High							6061	7075			Casting	Inconel	6Al4V (30 HRC)	~35 HRC	35-45 HRC	45-50 HRC
1010	1018	1035	1045	1065				4140	4340	300	400	17-4 PH	6061	7075	Casting	Inconel	6Al4V (30 HRC)	~35 HRC
○	○	○	○	○	○	○	○	○							○			

○ Good ○ Best





A Brand ADO

Advanced Performance Coolant-Through Carbide Drills

ABOUT OSG

DRILLING

THREADING

MILLING

HOLDERS

INDEX

List 6570

A BRAND ADO-50D



SPEED FEED
309

CARBIDE

EgiAs



PACKED
1 PIECE



Cutting Diameter Tolerance (e8)		
Size (mm)	mm	inch
D = 3	-0.014 / -0.028	-0.0006 / -0.0011
3 < D ≤ 6	-0.020 / -0.038	-0.0008 / -0.0015
6 < D ≤ 8	-0.025 / -0.047	-0.0010 / -0.0019

EDP Number		Diameter (D)					Flute Length	Overall Length	Shank Diameter	
		Fractional Size	Wire Gage	Letter Size	mm	Inch	FL (mm)	L (mm)	d (in)	d (mm)
8718300	●	-	-	-	3.000	0.11811	159.00	209.00	-	3.00
657012512	●	1/8	-	-	3.175	0.12500	168.54	218.54	0.125	-
657014012	○	9/64	-	-	3.572	0.14063	189.00	239.00	0.156	-
657015612	●	5/32	-	-	3.969	0.15625	210.41	260.41	0.188	-
8718400	●	-	-	-	4.000	0.15748	212.00	262.00	-	4.00
657017212	○	11/64	-	-	4.366	0.17188	232.00	282.00	0.188	-
657018712	●	3/16	-	-	4.763	0.18750	252.28	302.28	0.188	-
8718500	●	-	-	-	5.000	0.19685	265.00	315.00	-	5.00
657020212	○	13/64	-	-	5.159	0.20313	273.00	323.00	0.250	-
657021712	○	7/32	-	-	5.556	0.21875	295.00	345.00	0.250	-
657023412	○	15/64	-	-	5.953	0.23438	315.00	365.00	0.250	-
8718600	●	-	-	-	6.000	0.23622	318.00	368.00	-	6.00
657025012	●	1/4	-	-	6.350	0.25000	336.55	386.55	0.250	-
657026412	○	17/64	-	-	6.747	0.26563	358.00	408.00	0.313	-
657028012	○	9/32	-	-	7.144	0.28125	378.00	428.00	0.313	-
657029612	○	19/64	-	-	7.541	0.29688	400.00	450.00	0.313	-
657031212	●	5/16	-	-	7.938	0.31250	420.82	470.82	0.313	-
8718800	●	-	-	-	8.000	0.31496	424.00	474.00	-	8.00

● Stocked ○ Available Upon Request; MOQ May Apply ▲ Globally Stocked



P					M			K	N		S		H					
Steel					Stainless Steel			Cast Iron	Non-Ferrous		HRSA		Hardened Steel					
Carbon Steel			Alloy Steel	Die Steel	Aluminum		Nickel Alloy		Titanium	Hardened Steel								
Low	Medium	High			6061	7075				Casting	Inconel	6Al4V (30 HRC)	~35 HRC	35-45 HRC	45-50 HRC	50-70 HRC		
1010	1035	1065	4140	4340	300	400	17-4 PH											
○	○	○	○	○	○	○	○	○					○					

○ Good ○ Best





List 5200

A BRAND ADO-SUS-3D



SPEED FEED
312

CARBIDE


WXL



STUB



SHANK
h6



Cutting Diameter Tolerance (h8)		
Size (mm)	mm	inch
2 ≤ D ≤ 3	+0 / -0.014	+0 / -0.0006
3 < D ≤ 6	+0 / -0.018	+0 / -0.0007
6 < D ≤ 10	+0 / -0.022	+0 / -0.0009
10 < D ≤ 18	+0 / -0.027	+0 / -0.0011
18 < D ≤ 20	+0 / -0.033	+0 / -0.0013

EDP Number	●	Diameter (D)					Flute Length FL (mm)	Overall Length L (mm)	Shank Diameter	
		Fractional Size	Wire Gage	Letter Size	mm	Inch			d (in)	d (mm)
8665200	●	-	-	-	2.000	0.07874	12.00	66.00	-	3.00
8665210	●	-	-	-	2.100	0.08268	13.00	66.00	-	3.00
8665220	●	-	-	-	2.200	0.08661	14.00	66.00	-	3.00
8665230	●	-	-	-	2.300	0.09055	14.00	66.00	-	3.00
520009312	●	3/32	-	-	2.381	0.09375	15.00	66.00	-	3.00
8665240	●	-	-	-	2.400	0.09449	15.00	66.00	-	3.00
8665250	●	-	-	-	2.500	0.09843	15.00	66.00	-	3.00
8665260	●	-	-	-	2.600	0.10236	16.00	66.00	-	3.00
8665270	●	-	-	-	2.700	0.10630	17.00	66.00	-	3.00
520010912	●	7/64	-	-	2.778	0.10938	17.00	66.00	-	3.00
8665280	●	-	-	-	2.800	0.11024	17.00	66.00	-	3.00
8665290	●	-	-	-	2.900	0.11417	18.00	66.00	-	3.00
520011612	●	-	-	-	2.950	0.11614	18.00	66.00	-	3.00
8665300	●	-	-	-	3.000	0.11811	18.00	66.00	-	3.00
8665310	●	-	-	-	3.100	0.12205	19.00	74.00	-	4.00
8665315	●	-	-	-	3.150	0.12402	19.00	74.00	-	4.00
520012512	●	1/8	-	-	3.175	0.12500	20.00	74.00	0.125	-
8665320	●	-	-	-	3.200	0.12598	20.00	74.00	-	4.00
8665326	●	-	-	-	3.260	0.12835	20.00	74.00	-	4.00
8665330	●	-	-	-	3.300	0.12992	20.00	74.00	-	4.00
520013212	●	-	-	-	3.360	0.13228	21.00	74.00	-	4.00
8665340	●	-	-	-	3.400	0.13386	21.00	74.00	-	4.00
520013512	●	-	-	-	3.440	0.13543	21.00	74.00	-	4.00
8665350	●	-	-	-	3.500	0.13780	21.00	74.00	-	4.00
520013812	●	-	-	-	3.520	0.13858	22.00	74.00	-	4.00
520014012	●	-	-	-	3.572	0.14063	22.00	74.00	-	4.00
8665360	●	-	-	-	3.600	0.14173	22.00	74.00	-	4.00
8665370	●	-	-	-	3.700	0.14567	23.00	74.00	-	4.00
8665375	●	-	-	-	3.750	0.14764	23.00	74.00	-	4.00
520014812	●	-	-	-	3.770	0.14843	23.00	74.00	-	4.00
8665380	●	-	-	-	3.800	0.14961	23.00	74.00	-	4.00
520015212	●	-	-	-	3.860	0.15197	24.00	74.00	-	4.00
8665390	●	-	-	-	3.900	0.15354	24.00	74.00	-	4.00
520015612	●	5/32	-	-	3.969	0.15625	24.00	74.00	-	4.00
8665400	●	-	-	-	4.000	0.15748	24.00	74.00	-	4.00
520015912	●	-	-	-	4.050	0.15945	25.00	80.00	-	6.00
520016112	●	-	20	-	4.089	0.16100	25.00	80.00	-	6.00
8665410	●	-	-	-	4.100	0.16142	25.00	80.00	-	5.00
8680410	●	-	-	-	4.100	0.16142	25.00	80.00	-	6.00
520016312	●	-	-	-	4.160	0.16378	26.00	80.00	-	6.00
8665420	●	-	-	-	4.200	0.16535	26.00	80.00	-	5.00
8680420	●	-	-	-	4.200	0.16535	26.00	80.00	-	6.00
520016812	●	-	-	-	4.270	0.16811	26.00	80.00	-	6.00

● Stocked ○ Available Upon Request; MOQ May Apply ▲ Globally Stocked
Note: MEGA COOLER applies only to diameter sizes over 6mm.



CONTINUED ➔

P					M			K	N		S		H			
Steel					Stainless Steel			Cast Iron	Non-Ferrous		HRSA		Hardened Steel			
Carbon Steel			Alloy Steel	Die Steel	300	400	17-4 PH		Aluminum		Nickel Alloy	Titanium				
Low	Medium	High							6061	Casting			Inconel	6Al4V (30 HRC)	~35 HRC	35-45 HRC
1010	1035	1045	1065	4140				4340	6061	7075						
○	○	○	○	○	○	○	○	○	○	○	○	○	○	○	○	○

○ Good ○ Best





A Brand ADO-SUS

Advanced Performance Carbide Drills for Stainless Steels and Titanium Alloys

ABOUT OSG

DRILLING

THREADING

MILLING


HOLDERS

INDEX

List 5200 (Continued)



A BRAND ADO-SUS-3D



Cutting Diameter Tolerance (h8)		
Size (mm)	mm	inch
2 ≤ D ≤ 3	+0 / -0.014	+0 / -0.0006
3 < D ≤ 6	+0 / -0.018	+0 / -0.0007
6 < D ≤ 10	+0 / -0.022	+0 / -0.0009
10 < D ≤ 18	+0 / -0.027	+0 / -0.0011
18 < D ≤ 20	+0 / -0.033	+0 / -0.0013

EDP Number		Diameter (D)					Flute Length FL (mm)	Overall Length L (mm)	Shank Diameter	
		Fractional Size	Wire Gage	Letter Size	mm	Inch			d (in)	d (mm)
8665430	●	-	-	-	4.300	0.16929	26.00	80.00	-	5.00
8680430	●	-	-	-	4.300	0.16929	26.00	80.00	-	6.00
520017112	●	11/64	-	-	4.366	0.17188	27.00	80.00	0.188	-
8665440	●	-	-	-	4.400	0.17323	27.00	80.00	-	5.00
8680440	●	-	-	-	4.400	0.17323	27.00	80.00	-	6.00
520017512	●	-	-	-	4.460	0.17559	27.00	80.00	-	6.00
8665450	●	-	-	-	4.500	0.17717	27.00	80.00	-	5.00
8680450	●	-	-	-	4.500	0.17717	27.00	80.00	-	6.00
8665460	●	-	-	-	4.600	0.18110	28.00	80.00	-	5.00
8680460	●	-	-	-	4.600	0.18110	28.00	80.00	-	6.00
520018312	●	-	-	-	4.660	0.18346	29.00	80.00	-	6.00
8665470	●	-	-	-	4.700	0.18504	29.00	80.00	-	5.00
8680470	●	-	-	-	4.700	0.18504	29.00	80.00	-	6.00
520018712	●	3/16	-	-	4.763	0.18750	29.00	80.00	0.188	-
8665480	●	-	-	-	4.800	0.18898	29.00	80.00	-	5.00
8680480	●	-	-	-	4.800	0.18898	29.00	80.00	-	6.00
8665485	●	-	-	-	4.850	0.19094	29.00	80.00	-	6.00
8665490	●	-	-	-	4.900	0.19291	30.00	80.00	-	5.00
8680490	●	-	-	-	4.900	0.19291	30.00	80.00	-	6.00
8665500	●	-	-	-	5.000	0.19685	25.00	80.00	-	5.00
8680500	●	-	-	-	5.000	0.19685	25.00	80.00	-	6.00
8665510	●	-	-	-	5.100	0.20079	26.00	82.00	-	6.00
520020212	●	-	-	-	5.150	0.20276	26.00	82.00	-	6.00
520020312	●	13/64	-	-	5.159	0.20313	26.00	82.00	0.250	-
8665520	●	-	-	-	5.200	0.20472	26.00	82.00	-	6.00
8665525	●	-	-	-	5.250	0.20669	27.00	82.00	-	6.00
520020712	●	-	-	-	5.260	0.20709	27.00	82.00	-	6.00
8665530	●	-	-	-	5.300	0.20866	27.00	82.00	-	6.00
8665540	●	-	-	-	5.400	0.21260	27.00	82.00	-	6.00
520021312	●	-	3	-	5.410	0.21300	28.00	82.00	-	6.00
520021512	●	-	-	-	5.470	0.21535	28.00	82.00	-	6.00
8665550	●	-	-	-	5.500	0.21654	28.00	82.00	-	6.00
520021812	●	7/32	-	-	5.556	0.21875	28.00	82.00	0.250	-
8665560	●	-	-	-	5.600	0.22047	28.00	82.00	-	6.00
8665570	●	-	-	-	5.700	0.22441	29.00	82.00	-	6.00
8665580	●	-	-	-	5.800	0.22835	29.00	82.00	-	6.00
8665590	●	-	-	-	5.900	0.23228	30.00	82.00	-	6.00
520023412	●	15/64	-	-	5.953	0.23438	30.00	82.00	0.250	-
8665600	●	-	-	-	6.000	0.23622	30.00	82.00	-	6.00
8665610	●	-	-	-	6.100	0.24016	31.00	88.00	-	7.00
8680610	●	-	-	-	6.100	0.24016	31.00	88.00	-	8.00
520024212	●	-	-	-	6.150	0.24213	31.00	88.00	-	8.00
8665620	●	-	-	-	6.200	0.24409	31.00	88.00	-	7.00
8680620	●	-	-	-	6.200	0.24409	31.00	88.00	-	8.00
8665625	●	-	-	-	6.250	0.24606	32.00	88.00	-	7.00
8665630	●	-	-	-	6.300	0.24803	32.00	88.00	-	7.00
8680630	●	-	-	-	6.300	0.24803	32.00	88.00	-	8.00
8665635	●	1/4	-	E	6.350	0.25000	32.00	88.00	0.250	-
8665640	●	-	-	-	6.400	0.25197	32.00	88.00	-	7.00
8680640	●	-	-	-	6.400	0.25197	32.00	88.00	-	8.00
8665650	●	-	-	-	6.500	0.25591	33.00	88.00	-	7.00
8680650	●	-	-	-	6.500	0.25591	33.00	88.00	-	8.00

● Stocked ○ Available Upon Request; MOQ May Apply ▲ Globally Stocked
Note: MEGA COOLER applies only to diameter sizes over 6mm.





List 5200 (Continued)

A BRAND ADO-SUS-3D



EDP Number		Diameter (D)					Flute Length	Overall Length	Shank Diameter	
		Fractional Size	Wire Gage	Letter Size	mm	Inch	FL (mm)	L (mm)	d (in)	d (mm)
520025712	●	-	-	F	6.528	0.25700	33.00	88.00	-	8.00
8665660	●	-	-	-	6.600	0.25984	33.00	88.00	-	7.00
8680660	●	-	-	-	6.600	0.25984	33.00	88.00	-	8.00
520026112	●	-	-	-	6.650	0.26181	34.00	88.00	-	8.00
8665670	●	-	-	-	6.700	0.26378	34.00	88.00	-	7.00
8680670	●	-	-	-	6.700	0.26378	34.00	88.00	-	8.00
520026512	●	17/64	-	-	6.747	0.26563	34.00	88.00	0.313	-
8665675	●	-	-	-	6.750	0.26575	34.00	88.00	-	7.00
8665680	●	-	-	-	6.800	0.26772	34.00	88.00	-	7.00
8680680	●	-	-	-	6.800	0.26772	34.00	88.00	-	8.00
520027012	●	-	-	-	6.860	0.27008	35.00	88.00	-	8.00
8665690	●	-	-	-	6.900	0.27165	35.00	88.00	-	7.00
8680690	●	-	-	-	6.900	0.27165	35.00	88.00	-	8.00
8665700	●	-	-	-	7.000	0.27559	35.00	88.00	-	7.00
8680700	●	-	-	-	7.000	0.27559	35.00	88.00	-	8.00
520027712	●	-	-	-	7.040	0.27717	36.00	94.00	-	8.00
8665710	●	-	-	-	7.100	0.27953	36.00	94.00	-	8.00
520028112	●	9/32	-	-	7.144	0.28125	36.00	94.00	0.313	-
8665720	●	-	-	-	7.200	0.28346	36.00	94.00	-	8.00
8665725	●	-	-	-	7.250	0.28543	37.00	94.00	-	8.00
8665730	●	-	-	-	7.300	0.28740	37.00	94.00	-	8.00
8665740	●	-	-	-	7.400	0.29134	37.00	94.00	-	8.00
8665750	●	-	-	-	7.500	0.29528	38.00	94.00	-	8.00
520029612	●	19/64	-	-	7.541	0.29688	38.00	94.00	0.313	-
8665760	●	-	-	-	7.600	0.29921	38.00	94.00	-	8.00
8665770	●	-	-	-	7.700	0.30315	39.00	94.00	-	8.00
8665775	●	-	-	-	7.750	0.30512	39.00	94.00	-	8.00
8665780	●	-	-	-	7.800	0.30709	39.00	94.00	-	8.00
8665790	●	-	-	-	7.900	0.31102	40.00	94.00	-	8.00
520031212	●	5/16	-	-	7.938	0.31250	40.00	94.00	0.313	-
8665800	●	-	-	-	8.000	0.31496	40.00	94.00	-	8.00
8665810	●	-	-	-	8.100	0.31890	41.00	101.00	-	9.00
8680810	●	-	-	-	8.100	0.31890	41.00	101.00	-	10.00
520032012	●	-	-	-	8.150	0.32087	41.00	101.00	-	10.00
8665820	●	-	-	-	8.200	0.32283	41.00	101.00	-	9.00
8680820	●	-	-	-	8.200	0.32283	41.00	101.00	-	10.00
8665825	●	-	-	-	8.250	0.32480	42.00	101.00	-	9.00
8665830	●	-	-	-	8.300	0.32677	42.00	101.00	-	9.00
8680830	●	-	-	-	8.300	0.32677	42.00	101.00	-	10.00
520032812	●	21/64	-	-	8.334	0.32813	42.00	101.00	0.375	-
8665840	●	-	-	-	8.400	0.33071	42.00	101.00	-	9.00
8680840	●	-	-	-	8.400	0.33071	42.00	101.00	-	10.00
520033212	●	-	-	Q	8.433	0.33200	43.00	101.00	-	10.00
8665850	●	-	-	-	8.500	0.33465	43.00	101.00	-	9.00
8680850	●	-	-	-	8.500	0.33465	43.00	101.00	-	10.00
520033712	●	-	-	-	8.560	0.33701	43.00	101.00	-	10.00
8665860	●	-	-	-	8.600	0.33858	43.00	101.00	-	9.00
8680860	●	-	-	-	8.600	0.33858	43.00	101.00	-	10.00

● Stocked ○ Available Upon Request; MOQ May Apply ▲ Globally Stocked
 Note: MEGA COOLER applies only to diameter sizes over 6mm.



CONTINUED ➔

P Steel					M Stainless Steel			K Cast Iron	N Non-Ferrous		S HRSA		H Hardened Steel							
Carbon Steel			Alloy Steel	Die Steel				Cast Iron	Aluminum		Nickel Alloy	Titanium								
Low	Medium	High			300	400	17-4 PH		6061 7075	Casting			Inconel	6Al4V (30 HRC)	~35 HRC	35-45 HRC	45-50 HRC	50-70 HRC		
1010	1035	1065	4140																	
1018	1045		4340																	

○ Good ○ Best





A Brand ADO-SUS

Advanced Performance Carbide Drills for Stainless Steels and Titanium Alloys

ABOUT OSG

DRILLING

THREADING

MILLING

HOLDERS

INDEX

List 5200 (Continued)



SPEED FEED
312

CARBIDE

WXL



2 FLUTE


STUB

30°

SHANK
h6

PACKED
1 PIECE

A BRAND ADO-SUS-3D



Cutting Diameter Tolerance (h8)		
Size (mm)	mm	inch
2 ≤ D ≤ 3	+0 / -0.014	+0 / -0.0006
3 < D ≤ 6	+0 / -0.018	+0 / -0.0007
6 < D ≤ 10	+0 / -0.022	+0 / -0.0009
10 < D ≤ 18	+0 / -0.027	+0 / -0.0011
18 < D ≤ 20	+0 / -0.033	+0 / -0.0013

EDP Number	●	Diameter (D)					Flute Length FL (mm)	Overall Length L (mm)	Shank Diameter	
		Fractional Size	Wire Gage	Letter Size	mm	Inch			d (in)	d (mm)
520034012	●	-	-	-	8.640	0.34016	44.00	101.00	-	10.00
520034112	●	-	-	-	8.680	0.34173	44.00	101.00	-	10.00
8665870	●	-	-	-	8.700	0.34252	44.00	101.00	-	9.00
8680870	●	-	-	-	8.700	0.34252	44.00	101.00	-	10.00
520034312	●	11/32	-	-	8.731	0.34375	44.00	101.00	0.375	-
8665875	●	-	-	-	8.750	0.34449	44.00	101.00	-	9.00
8665880	●	-	-	-	8.800	0.34646	44.00	101.00	-	9.00
8680880	●	-	-	-	8.800	0.34646	44.00	101.00	-	10.00
520034812	●	-	-	-	8.860	0.34882	45.00	101.00	-	10.00
8665890	●	-	-	-	8.900	0.35039	45.00	101.00	-	9.00
8680890	●	-	-	-	8.900	0.35039	45.00	101.00	-	10.00
8665900	●	-	-	-	9.000	0.35433	45.00	101.00	-	9.00
8680900	●	-	-	-	9.000	0.35433	45.00	101.00	-	10.00
8665910	●	-	-	-	9.100	0.35827	46.00	106.00	-	10.00
520035912	●	23/64	-	-	9.128	0.35938	46.00	106.00	0.375	-
8665920	●	-	-	-	9.200	0.36220	46.00	106.00	-	10.00
8665925	●	-	-	-	9.250	0.36417	47.00	106.00	-	10.00
8665930	●	-	-	-	9.300	0.36614	47.00	106.00	-	10.00
8665940	●	-	-	-	9.400	0.37008	47.00	106.00	-	10.00
8665950	●	-	-	-	9.500	0.37402	48.00	106.00	-	10.00
520037512	●	3/8	-	-	9.525	0.37500	48.00	106.00	0.375	-
520037612	●	-	-	-	9.550	0.37598	48.00	106.00	-	10.00
8665960	●	-	-	-	9.600	0.37795	48.00	106.00	-	10.00
8665970	●	-	-	-	9.700	0.38189	49.00	106.00	-	10.00
8665975	●	-	-	-	9.750	0.38386	49.00	106.00	-	10.00
8665980	●	-	-	-	9.800	0.38583	49.00	106.00	-	10.00
8665990	●	-	-	-	9.900	0.38976	50.00	106.00	-	10.00
520039012	●	25/64	-	-	9.922	0.39063	50.00	106.00	0.438	-
8666000	●	-	-	-	10.000	0.39370	50.00	106.00	-	10.00
8666010	●	-	-	-	10.100	0.39764	51.00	113.00	-	11.00
8681010	●	-	-	-	10.100	0.39764	51.00	113.00	-	12.00
8666020	●	-	-	-	10.200	0.40157	51.00	113.00	-	11.00
8681020	●	-	-	-	10.200	0.40157	51.00	113.00	-	12.00
8666025	●	-	-	-	10.250	0.40354	52.00	113.00	-	11.00
8666030	●	-	-	-	10.300	0.40551	52.00	113.00	-	11.00
8681030	●	-	-	-	10.300	0.40551	52.00	113.00	-	12.00
520040612	●	13/32	-	-	10.319	0.40625	52.00	113.00	0.438	-
8666040	●	-	-	-	10.400	0.40945	52.00	113.00	-	11.00
8681040	●	-	-	-	10.400	0.40945	52.00	113.00	-	12.00
520041112	●	-	-	-	10.440	0.41102	53.00	113.00	-	12.00
8666050	●	-	-	-	10.500	0.41339	53.00	113.00	-	11.00
8681050	●	-	-	-	10.500	0.41339	53.00	113.00	-	12.00
8666060	●	-	-	-	10.600	0.41732	53.00	113.00	-	11.00
8681060	●	-	-	-	10.600	0.41732	53.00	113.00	-	12.00
8666070	●	-	-	-	10.700	0.42126	54.00	113.00	-	11.00
8681070	●	-	-	-	10.700	0.42126	54.00	113.00	-	12.00
520042212	●	27/64	-	-	10.716	0.42188	54.00	113.00	0.438	-
8666075	●	-	-	-	10.750	0.42323	54.00	113.00	-	11.00
8666080	●	-	-	-	10.800	0.42520	54.00	113.00	-	11.00
8681080	●	-	-	-	10.800	0.42520	54.00	113.00	-	12.00
520042712	●	-	-	-	10.860	0.42756	55.00	113.00	-	12.00
8666090	●	-	-	-	10.900	0.42913	55.00	113.00	-	11.00

● Stocked ○ Available Upon Request; MOQ May Apply ▲ Globally Stocked
Note: MEGA COOLER applies only to diameter sizes over 6mm.





List 5200 (Continued)

A BRAND ADO-SUS-3D



SPEED FEED
312

CARBIDE

WXL



2 FLUTE

STUB

30°

SHANK
h6

PACKED
1 PIECE

EDP Number		Diameter (D)					Flute Length	Overall Length	Shank Diameter	
		Fractional Size	Wire Gage	Letter Size	mm	Inch	FL (mm)	L (mm)	d (in)	d (mm)
8681090	●	-	-	-	10.900	0.42913	55.00	113.00	-	12.00
8666100	●	-	-	-	11.000	0.43307	55.00	113.00	-	11.00
8681100	●	-	-	-	11.000	0.43307	55.00	113.00	-	12.00
8666110	●	-	-	-	11.100	0.43701	56.00	120.00	-	12.00
520043712	●	7/16	-	-	11.113	0.43750	56.00	120.00	0.438	-
8666120	●	-	-	-	11.200	0.44094	56.00	120.00	-	12.00
8666130	●	-	-	-	11.300	0.44488	57.00	120.00	-	12.00
8666140	●	-	-	-	11.400	0.44882	57.00	120.00	-	12.00
8666150	●	-	-	-	11.500	0.45276	58.00	120.00	-	12.00
520045312	●	29/64	-	-	11.509	0.45313	58.00	120.00	0.500	-
8666160	●	-	-	-	11.600	0.45669	58.00	120.00	-	12.00
8666170	●	-	-	-	11.700	0.46063	59.00	120.00	-	12.00
8666180	●	-	-	-	11.800	0.46457	59.00	120.00	-	12.00
8666190	●	-	-	-	11.900	0.46850	60.00	120.00	-	12.00
520046912	●	15/32	-	-	11.906	0.46875	60.00	120.00	0.500	-
8666200	●	-	-	-	12.000	0.47244	60.00	120.00	-	12.00
8666210	●	-	-	-	12.100	0.47638	61.00	128.00	-	13.00
8681210	●	-	-	-	12.100	0.47638	61.00	128.00	-	14.00
8666220	●	-	-	-	12.200	0.48031	61.00	128.00	-	13.00
8681220	●	-	-	-	12.200	0.48031	61.00	128.00	-	14.00
8666230	●	-	-	-	12.300	0.48425	62.00	128.00	-	13.00
8681230	●	-	-	-	12.300	0.48425	62.00	128.00	-	14.00
520048512	●	31/64	-	-	12.303	0.48438	62.00	128.00	0.500	-
8666240	●	-	-	-	12.400	0.48819	62.00	128.00	-	13.00
8681240	●	-	-	-	12.400	0.48819	62.00	128.00	-	14.00
520049012	●	-	-	-	12.450	0.49016	63.00	128.00	-	14.00
8666250	●	-	-	-	12.500	0.49213	63.00	128.00	-	13.00
8681250	●	-	-	-	12.500	0.49213	63.00	128.00	-	14.00
8666260	●	-	-	-	12.600	0.49606	63.00	128.00	-	13.00
8681260	●	-	-	-	12.600	0.49606	63.00	128.00	-	14.00
520049912	●	-	-	-	12.680	0.49921	64.00	128.00	-	14.00
520050012	●	1/2	-	-	12.700	0.50000	64.00	128.00	0.500	-
8666270	●	-	-	-	12.700	0.50000	64.00	128.00	-	13.00
8666275	●	-	-	-	12.750	0.50197	64.00	128.00	-	13.00
8666280	●	-	-	-	12.800	0.50394	64.00	128.00	-	13.00
8681280	●	-	-	-	12.800	0.50394	64.00	128.00	-	14.00
8666290	●	-	-	-	12.900	0.50787	65.00	128.00	-	13.00
8681290	●	-	-	-	12.900	0.50787	65.00	128.00	-	14.00
8666300	●	-	-	-	13.000	0.51181	65.00	128.00	-	13.00
8681300	●	-	-	-	13.000	0.51181	65.00	128.00	-	14.00
520051512	●	-	-	-	13.080	0.51496	66.00	134.00	-	14.00
8666310	●	-	-	-	13.100	0.51575	66.00	134.00	-	14.00
8666320	●	-	-	-	13.200	0.51969	66.00	134.00	-	14.00
8666330	●	-	-	-	13.300	0.52362	67.00	134.00	-	14.00
8666340	●	-	-	-	13.400	0.52756	67.00	134.00	-	14.00
520053112	●	17/32	-	-	13.494	0.53125	68.00	134.00	0.625	-
8666350	●	-	-	-	13.500	0.53150	68.00	134.00	-	14.00
8666360	●	-	-	-	13.600	0.53543	68.00	134.00	-	14.00

● Stocked ○ Available Upon Request; MOQ May Apply ▲ Globally Stocked
Note: MEGA COOLER applies only to diameter sizes over 6mm.



CONTINUED ➔

P					M			K	N		S		H			
Steel					Stainless Steel			Cast Iron	Non-Ferrous		HRSA		Hardened Steel			
Carbon Steel			Alloy Steel	Die Steel	300	400	17-4 PH		Aluminum		Nickel Alloy	Titanium				
Low	Medium	High							6061	Casting			Inconel	6Al4V (30 HRC)	~35 HRC	35-45 HRC
1010	1035	1065	4140	4340				7075								
○	○	○	○	○	○	○	○	○	○	○	○	○	○	○	○	○

○ Good ○ Best





A Brand ADO-SUS

Advanced Performance Carbide Drills for Stainless Steels and Titanium Alloys

ABOUT OSG

DRILLING

THREADING

MILLING

HOLDERS

INDEX

List 5200 (Continued)



SPEED FEED
312

CARBIDE

WXL

2 FLUTE


STUB

30°

SHANK
h6

PACKED
1 PIECE

A BRAND ADO-SUS-3D



Cutting Diameter Tolerance (h8)		
Size (mm)	mm	inch
2 ≤ D ≤ 3	+0 / -0.014	+0 / -0.0006
3 < D ≤ 6	+0 / -0.018	+0 / -0.0007
6 < D ≤ 10	+0 / -0.022	+0 / -0.0009
10 < D ≤ 18	+0 / -0.027	+0 / -0.0011
18 < D ≤ 20	+0 / -0.033	+0 / -0.0013

EDP Number		Diameter (D)					Flute Length FL (mm)	Overall Length L (mm)	Shank Diameter	
		Fractional Size	Wire Gage	Letter Size	mm	Inch			d (in)	d (mm)
8666370	●	-	-	-	13.700	0.53937	69.00	134.00	-	14.00
8666380	●	-	-	-	13.800	0.54331	69.00	134.00	-	14.00
520054612	●	-	-	-	13.870	0.54606	70.00	134.00	-	14.00
8666390	●	-	-	-	13.900	0.54724	70.00	134.00	-	14.00
8666400	●	-	-	-	14.000	0.55118	70.00	134.00	-	14.00
8666410	●	-	-	-	14.100	0.55512	71.00	140.00	-	15.00
520055512	●	-	-	-	14.100	0.55512	71.00	140.00	-	16.00
8666420	●	-	-	-	14.200	0.55906	71.00	140.00	-	15.00
520055912	●	-	-	-	14.200	0.55906	71.00	140.00	-	16.00
520056212	●	9/16	-	-	14.288	0.56250	72.00	140.00	0.625	-
8666430	●	-	-	-	14.300	0.56299	72.00	140.00	-	15.00
520056312	●	-	-	-	14.300	0.56299	72.00	140.00	-	16.00
8666440	●	-	-	-	14.400	0.56693	72.00	140.00	-	15.00
520056612	●	-	-	-	14.400	0.56693	72.00	140.00	-	16.00
8666450	●	-	-	-	14.500	0.57087	73.00	140.00	-	15.00
8681450	●	-	-	-	14.500	0.57087	73.00	140.00	-	16.00
8666460	●	-	-	-	14.600	0.57480	73.00	140.00	-	15.00
520057412	●	-	-	-	14.600	0.57480	73.00	140.00	-	16.00
520057812	●	-	-	-	14.684	0.57813	74.00	140.00	0.625	-
8666470	●	-	-	-	14.700	0.57874	74.00	140.00	-	15.00
520057912	●	-	-	-	14.700	0.57874	74.00	140.00	-	16.00
8666480	●	-	-	-	14.800	0.58268	74.00	140.00	-	15.00
520058212	●	-	-	-	14.800	0.58268	74.00	140.00	-	16.00
8666490	●	-	-	-	14.900	0.58661	75.00	140.00	-	15.00
520058612	●	-	-	-	14.900	0.58661	75.00	140.00	-	16.00
8666500	●	-	-	-	15.000	0.59055	75.00	140.00	-	15.00
8681500	●	-	-	-	15.000	0.59055	75.00	140.00	-	16.00
8666510	●	-	-	-	15.100	0.59449	76.00	145.00	-	16.00
8666520	●	-	-	-	15.200	0.59843	76.00	145.00	-	16.00
8666530	●	-	-	-	15.300	0.60236	77.00	145.00	-	16.00
8666540	●	-	-	-	15.400	0.60630	77.00	145.00	-	16.00
8666550	●	-	-	-	15.500	0.61024	78.00	145.00	-	16.00
8666560	●	-	-	-	15.600	0.61417	78.00	145.00	-	16.00
8666570	●	-	-	-	15.700	0.61811	79.00	145.00	-	16.00
8666580	●	-	-	-	15.800	0.62205	79.00	145.00	-	16.00
520062512	●	5/8	-	-	15.875	0.62500	80.00	145.00	0.625	-
8666590	●	-	-	-	15.900	0.62598	80.00	145.00	-	16.00
8666600	●	-	-	-	16.000	0.62992	80.00	145.00	-	16.00
520063312	●	-	-	-	16.100	0.63386	81.00	150.00	-	18.00
8666650	●	-	-	-	16.500	0.64961	83.00	150.00	-	17.00
8681650	●	-	-	-	16.500	0.64961	83.00	150.00	-	18.00
520065612	●	21/32	-	-	16.669	0.65625	85.00	150.00	0.750	-
520066312	●	-	-	-	16.840	0.66299	85.00	150.00	-	18.00
8666700	●	-	-	-	17.000	0.66929	85.00	150.00	-	17.00
8681700	●	-	-	-	17.000	0.66929	85.00	150.00	-	18.00
8666750	●	-	-	-	17.500	0.68898	88.00	155.00	-	18.00
520069312	●	-	-	-	17.610	0.69331	90.00	155.00	-	18.00
520069612	●	-	-	-	17.680	0.69606	90.00	155.00	-	18.00
520069812	●	-	-	-	17.730	0.69803	90.00	155.00	-	18.00
8666800	●	-	-	-	18.000	0.70866	90.00	155.00	-	18.00
8666850	●	-	-	-	18.500	0.72835	93.00	160.00	-	19.00
8681850	●	-	-	-	18.500	0.72835	93.00	160.00	-	20.00

● Stocked ○ Available Upon Request; MOQ May Apply ▲ Globally Stocked
Note: MEGA COOLER applies only to diameter sizes over 6mm.





List 5200 (Continued)

A BRAND ADO-SUS-3D



SPEED FEED
312

CARBIDE

WXL



2 FLUTE

STUB

30°

SHANK
h6

PACKED
1 PIECE

EDP Number		Diameter (D)					Flute Length	Overall Length	Shank Diameter	
		Fractional Size	Wire Gage	Letter Size	mm	Inch	FL (mm)	L (mm)	d (in)	d (mm)
520073312	●	-	-	-	18.640	0.73386	95.00	160.00	-	20.00
8666900	●	-	-	-	19.000	0.74803	95.00	160.00	-	19.00
8681900	●	-	-	-	19.000	0.74803	95.00	160.00	-	20.00
520075012	●	3/4	-	-	19.050	0.75000	95.00	160.00	0.750	-
520075712	●	-	-	-	19.250	0.75787	97.00	165.00	-	20.00
8666950	●	-	-	-	19.500	0.76772	98.00	165.00	-	20.00
520077412	●	-	-	-	19.660	0.77402	100.00	165.00	-	20.00
520077612	●	-	-	-	19.730	0.77677	100.00	165.00	-	20.00
520077812	●	-	-	-	19.760	0.77795	100.00	165.00	-	20.00
8667000	●	-	-	-	20.000	0.78740	100.00	165.00	-	20.00

● Stocked ○ Available Upon Request; MOQ May Apply ▲ Globally Stocked
Note: MEGA COOLER applies only to diameter sizes over 6mm.



ABOUT OSG

DRILLING

THREADING

MILLING

HOLDERS

INDEX

P					M			K	N		S		H						
Steel					Stainless Steel			Cast Iron	Non-Ferrous		HRSA		Hardened Steel						
Carbon Steel			Alloy Steel	Die Steel	Aluminum		Nickel Alloy		Titanium										
Low	Medium	High			6061	7075				Casting	Inconel	6Al4V (30 HRC)	~35 HRC	35-45 HRC	45-50 HRC	50-70 HRC			
1010	1018	1035	1045	1065	4140	4340	300	400	17-4 PH										
○	○	○	○	○			○	○	○			○	○						

○ Good ○ Best





A Brand ADO-SUS

Advanced Performance Carbide Drills for Stainless Steels and Titanium Alloys

ABOUT OSG

DRILLING

THREADING

MILLING

HOLDERS

INDEX

List 5210

A BRAND ADO-SUS-5D



SPEED FEED
312

CARBIDE

WXL



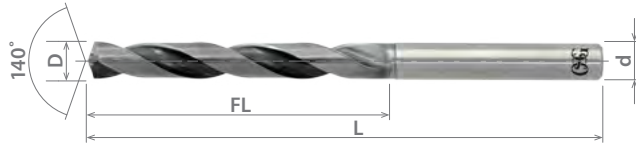
2 FLUTE

JOBBER

30°

SHANK
h6

PACKED
1 PIECE



Cutting Diameter Tolerance (h8)		
Size (mm)	mm	inch
2 ≤ D ≤ 3	+0 / -0.014	+0 / -0.0006
3 < D ≤ 6	+0 / -0.018	+0 / -0.0007
6 < D ≤ 10	+0 / -0.022	+0 / -0.0009
10 < D ≤ 18	+0 / -0.027	+0 / -0.0011
18 < D ≤ 20	+0 / -0.033	+0 / -0.0013

EDP Number		Diameter (D)					Flute Length FL (mm)	Overall Length L (mm)	Shank Diameter	
		Fractional Size	Wire Gage	Letter Size	mm	Inch			d (in)	d (mm)
8667200	●	-	-	-	2.000	0.07874	18.00	70.00	-	3.00
8667210	●	-	-	-	2.100	0.08268	19.00	70.00	-	3.00
8667220	●	-	-	-	2.200	0.08661	20.00	70.00	-	3.00
8667230	●	-	-	-	2.300	0.09055	21.00	70.00	-	3.00
521009312	●	3/32	-	-	2.381	0.09375	22.00	70.00	-	3.00
8667240	●	-	-	-	2.400	0.09449	22.00	70.00	-	3.00
8667250	●	-	-	-	2.500	0.09843	23.00	70.00	-	3.00
8667260	●	-	-	-	2.600	0.10236	24.00	78.00	-	3.00
8667270	●	-	-	-	2.700	0.10630	25.00	78.00	-	3.00
8667276	●	-	-	-	2.760	0.10866	25.00	78.00	-	3.00
8667278	●	-	-	-	2.780	0.10945	26.00	78.00	-	3.00
8667280	●	-	-	-	2.800	0.11024	26.00	78.00	-	3.00
8667290	●	-	-	-	2.900	0.11417	27.00	78.00	-	3.00
8667300	●	-	-	-	3.000	0.11811	27.00	78.00	-	3.00
8667310	●	-	-	-	3.100	0.12205	28.00	86.00	-	4.00
8667315	●	-	-	-	3.150	0.12402	29.00	86.00	-	4.00
521012512	●	1/8	-	-	3.175	0.12500	29.00	86.00	0.125	-
8667320	●	-	-	-	3.200	0.12598	29.00	86.00	-	4.00
8667326	●	-	-	-	3.260	0.12835	29.00	86.00	-	4.00
8667330	●	-	-	-	3.300	0.12992	30.00	86.00	-	4.00
8667340	●	-	-	-	3.400	0.13386	31.00	86.00	-	4.00
8667350	●	-	-	-	3.500	0.13780	32.00	86.00	-	4.00
8667360	●	-	-	-	3.600	0.14173	33.00	86.00	-	4.00
8667366	●	-	-	-	3.660	0.14409	33.00	86.00	-	4.00
8667368	●	-	-	-	3.680	0.14488	34.00	86.00	-	4.00
8667370	●	-	-	-	3.700	0.14567	34.00	86.00	-	4.00
8667375	●	-	-	-	3.750	0.14764	34.00	86.00	-	4.00
8667380	●	-	-	-	3.800	0.14961	35.00	86.00	-	4.00
8667390	●	-	-	-	3.900	0.15354	36.00	86.00	-	4.00
521015612	●	5/32	-	-	3.969	0.15625	36.00	86.00	-	4.00
8667400	●	-	-	-	4.000	0.15748	36.00	86.00	-	4.00
521016112	●	-	20	-	4.089	0.16100	37.00	95.00	-	6.00
8667410	●	-	-	-	4.100	0.16142	37.00	95.00	-	5.00
8682410	●	-	-	-	4.100	0.16142	37.00	95.00	-	6.00
8667420	●	-	-	-	4.200	0.16535	38.00	95.00	-	5.00
8682420	●	-	-	-	4.200	0.16535	38.00	95.00	-	6.00
8667430	●	-	-	-	4.300	0.16929	39.00	95.00	-	5.00
8682430	●	-	-	-	4.300	0.16929	39.00	95.00	-	6.00
521017112	●	11/64	-	-	4.366	0.17188	40.00	95.00	0.188	-
8667440	●	-	-	-	4.400	0.17323	40.00	95.00	-	5.00
8682440	●	-	-	-	4.400	0.17323	40.00	95.00	-	6.00
8667450	●	-	-	-	4.500	0.17717	41.00	95.00	-	5.00
8682450	●	-	-	-	4.500	0.17717	41.00	95.00	-	6.00
8667460	●	-	-	-	4.600	0.18110	42.00	95.00	-	5.00
8682460	●	-	-	-	4.600	0.18110	42.00	95.00	-	6.00
8667462	●	-	-	-	4.620	0.18189	42.00	95.00	-	5.00
8667464	●	-	-	-	4.640	0.18268	42.00	95.00	-	5.00
8667470	●	-	-	-	4.700	0.18504	43.00	95.00	-	5.00
8682470	●	-	-	-	4.700	0.18504	43.00	95.00	-	6.00
521018712	●	3/16	-	-	4.763	0.18750	44.00	95.00	0.188	-
8667480	●	-	-	-	4.800	0.18898	44.00	95.00	-	5.00
8682480	●	-	-	-	4.800	0.18898	44.00	95.00	-	6.00
8667485	●	-	-	-	4.850	0.19094	44.00	95.00	-	6.00

● Stocked ○ Available Upon Request; MOQ May Apply ▲ Globally Stocked
Note: MEGA COOLER applies only to diameter sizes over 6mm.





List 5210 (Continued)

A BRAND ADO-SUS-5D



SPEED FEED
312

CARBIDE

WXL



2 FLUTE

JOBBER

30°

SHANK
h6

PACKED
1 PIECE

EDP Number		Diameter (D)					Flute Length	Overall Length	Shank Diameter	
		Fractional Size	Wire Gage	Letter Size	mm	Inch	FL (mm)	L (mm)	d (in)	d (mm)
8667490	●	-	-	-	4.900	0.19291	45.00	95.00	-	5.00
8682490	●	-	-	-	4.900	0.19291	45.00	95.00	-	6.00
8667500	●	-	-	-	5.000	0.19685	45.00	95.00	-	5.00
8682500	●	-	-	-	5.000	0.19685	45.00	95.00	-	6.00
8667510	●	-	-	-	5.100	0.20079	41.00	100.00	-	6.00
521020312	●	13/64	-	-	5.159	0.20313	42.00	100.00	0.250	-
8667520	●	-	-	-	5.200	0.20472	42.00	100.00	-	6.00
8667525	●	-	-	-	5.250	0.20669	42.00	100.00	-	6.00
8667530	●	-	-	-	5.300	0.20866	43.00	100.00	-	6.00
8667540	●	-	-	-	5.400	0.21260	44.00	100.00	-	6.00
521021312	●	-	3	-	5.410	0.21300	44.00	100.00	-	6.00
8667550	●	-	-	-	5.500	0.21654	44.00	100.00	-	6.00
8667552	●	-	-	-	5.520	0.21732	45.00	100.00	-	6.00
8667554	●	-	-	-	5.540	0.21811	45.00	100.00	-	6.00
521021812	●	7/32	-	-	5.556	0.21875	45.00	100.00	0.250	-
8667560	●	-	-	-	5.600	0.22047	45.00	100.00	-	6.00
8667570	●	-	-	-	5.700	0.22441	46.00	100.00	-	6.00
8667580	●	-	-	-	5.800	0.22835	47.00	100.00	-	6.00
8667590	●	-	-	-	5.900	0.23228	48.00	100.00	-	6.00
521023412	●	15/64	-	-	5.953	0.23438	48.00	100.00	0.250	-
8667600	●	-	-	-	6.000	0.23622	48.00	100.00	-	6.00
8667610	●	-	-	-	6.100	0.24016	49.00	109.00	-	7.00
8682610	●	-	-	-	6.100	0.24016	49.00	109.00	-	8.00
8667620	●	-	-	-	6.200	0.24409	50.00	109.00	-	7.00
8682620	●	-	-	-	6.200	0.24409	50.00	109.00	-	8.00
8667625	●	-	-	-	6.250	0.24606	50.00	109.00	-	7.00
8667630	●	-	-	-	6.300	0.24803	51.00	109.00	-	7.00
8682630	●	-	-	-	6.300	0.24803	51.00	109.00	-	8.00
8667635	●	1/4	-	E	6.350	0.25000	52.00	109.00	0.250	-
8667640	●	-	-	-	6.400	0.25197	52.00	109.00	-	7.00
8682640	●	-	-	-	6.400	0.25197	52.00	109.00	-	8.00
8667650	●	-	-	-	6.500	0.25591	52.00	109.00	-	7.00
8682650	●	-	-	-	6.500	0.25591	52.00	109.00	-	8.00
521025712	●	-	-	F	6.528	0.25700	53.00	109.00	-	8.00
8667660	●	-	-	-	6.600	0.25984	53.00	109.00	-	7.00
8682660	●	-	-	-	6.600	0.25984	53.00	109.00	-	8.00
8667670	●	-	-	-	6.700	0.26378	54.00	109.00	-	7.00
8682670	●	-	-	-	6.700	0.26378	54.00	109.00	-	8.00
521026512	●	17/64	-	-	6.747	0.26563	55.00	109.00	0.313	-
8667675	●	-	-	-	6.750	0.26575	54.00	109.00	-	7.00
8667680	●	-	-	-	6.800	0.26772	55.00	109.00	-	7.00
8682680	●	-	-	-	6.800	0.26772	55.00	109.00	-	8.00
8667690	●	-	-	-	6.900	0.27165	56.00	109.00	-	7.00
8682690	●	-	-	-	6.900	0.27165	56.00	109.00	-	8.00
8667700	●	-	-	-	7.000	0.27559	56.00	109.00	-	7.00
8682700	●	-	-	-	7.000	0.27559	56.00	109.00	-	8.00
8667710	●	-	-	-	7.100	0.27953	57.00	118.00	-	8.00
521028112	●	9/32	-	-	7.144	0.28125	58.00	118.00	0.313	-
8667720	●	-	-	-	7.200	0.28346	58.00	118.00	-	8.00

● Stocked ○ Available Upon Request; MOQ May Apply ▲ Globally Stocked
Note: MEGA COOLER applies only to diameter sizes over 6mm.



CONTINUED

P Steel					M			K	N		S		H			
Carbon Steel			Alloy Steel	Die Steel	Stainless Steel			Cast Iron	Non-Ferrous		HRSA		Hardened Steel			
Low	Medium	High			300	400	17-4 PH		Aluminum	Nickel Alloy	Titanium	~35 HRC	35-45 HRC	45-50 HRC	50-70 HRC	
1010	1035	1065	4140	4340				6061	Casting	Inconel	6Al4V (30 HRC)					
1018	1045							7075								

○ Good ○ Best





A Brand ADO-SUS

Advanced Performance Carbide Drills for Stainless Steels and Titanium Alloys

ABOUT OSG

DRILLING

THREADING

MILLING

HOLDERS

INDEX

List 5210 (Continued)

A BRAND ADO-SUS-5D



SPEED FEED
312

CARBIDE

WXL



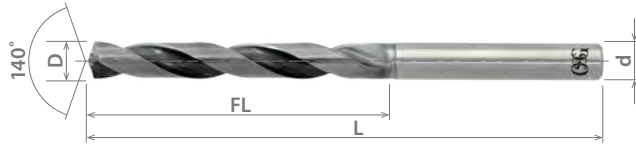
2 FLUTE

JOBBER

30°

SHANK
h6

PACKED
1 PIECE



Cutting Diameter Tolerance (h8)		
Size (mm)	mm	inch
2 ≤ D ≤ 3	+0 / -0.014	+0 / -0.0006
3 < D ≤ 6	+0 / -0.018	+0 / -0.0007
6 < D ≤ 10	+0 / -0.022	+0 / -0.0009
10 < D ≤ 18	+0 / -0.027	+0 / -0.0011
18 < D ≤ 20	+0 / -0.033	+0 / -0.0013

EDP Number		Diameter (D)					Flute Length FL (mm)	Overall Length L (mm)	Shank Diameter	
		Fractional Size	Wire Gage	Letter Size	mm	Inch			d (in)	d (mm)
8667725	●	-	-	-	7.250	0.28543	58.00	118.00	-	8.00
8667730	●	-	-	-	7.300	0.28740	59.00	118.00	-	8.00
8667736	●	-	-	-	7.360	0.28976	59.00	118.00	-	8.00
8667738	●	-	-	-	7.380	0.29055	60.00	118.00	-	8.00
8667740	●	-	-	-	7.400	0.29134	60.00	118.00	-	8.00
8667750	●	-	-	-	7.500	0.29528	60.00	118.00	-	8.00
8667752	●	-	-	-	7.520	0.29606	61.00	118.00	-	8.00
8667754	●	-	-	-	7.540	0.29685	61.00	118.00	-	8.00
521029612	●	19/64	-	-	7.541	0.29690	60.00	118.00	0.313	-
8667760	●	-	-	-	7.600	0.29921	61.00	118.00	-	8.00
8667770	●	-	-	-	7.700	0.30315	62.00	118.00	-	8.00
8667775	●	-	-	-	7.750	0.30512	62.00	118.00	-	8.00
8667780	●	-	-	-	7.800	0.30709	63.00	118.00	-	8.00
8667790	●	-	-	-	7.900	0.31102	64.00	118.00	-	8.00
521031212	●	5/16	-	-	7.938	0.31250	64.00	118.00	0.313	-
8667800	●	-	-	-	8.000	0.31496	64.00	118.00	-	8.00
8667810	●	-	-	-	8.100	0.31890	65.00	128.00	-	9.00
8682810	●	-	-	-	8.100	0.31890	65.00	128.00	-	10.00
8667820	●	-	-	-	8.200	0.32283	66.00	128.00	-	9.00
8682820	●	-	-	-	8.200	0.32283	66.00	128.00	-	10.00
8667825	●	-	-	-	8.250	0.32480	66.00	128.00	-	9.00
8667830	●	-	-	-	8.300	0.32677	67.00	128.00	-	9.00
8682830	●	-	-	-	8.300	0.32677	67.00	128.00	-	10.00
521032812	●	21/64	-	-	8.334	0.32813	67.00	128.00	0.375	-
8667840	●	-	-	-	8.400	0.33071	68.00	128.00	-	9.00
8682840	●	-	-	-	8.400	0.33071	68.00	128.00	-	10.00
521033212	●	-	-	Q	8.433	0.33200	68.00	128.00	-	10.00
8667850	●	-	-	-	8.500	0.33465	68.00	128.00	-	9.00
8682850	●	-	-	-	8.500	0.33465	68.00	128.00	-	10.00
8667860	●	-	-	-	8.600	0.33858	69.00	128.00	-	9.00
8682860	●	-	-	-	8.600	0.33858	69.00	128.00	-	10.00
8667870	●	-	-	-	8.700	0.34252	70.00	128.00	-	9.00
8682870	●	-	-	-	8.700	0.34252	70.00	128.00	-	10.00
521034312	●	11/32	-	-	8.731	0.34375	70.00	128.00	0.375	-
8667875	●	-	-	-	8.750	0.34449	70.00	128.00	-	9.00
8667880	●	-	-	-	8.800	0.34646	71.00	128.00	-	9.00
8682880	●	-	-	-	8.800	0.34646	71.00	128.00	-	10.00
8667890	●	-	-	-	8.900	0.35039	72.00	128.00	-	9.00
8682890	●	-	-	-	8.900	0.35039	72.00	128.00	-	10.00
8667900	●	-	-	-	9.000	0.35433	72.00	128.00	-	9.00
8682900	●	-	-	-	9.000	0.35433	72.00	128.00	-	10.00
8667910	●	-	-	-	9.100	0.35827	73.00	136.00	-	10.00
521035912	●	23/64	-	-	9.128	0.35938	73.00	136.00	0.375	-
8667920	●	-	-	-	9.200	0.36220	74.00	136.00	-	10.00
8667924	●	-	-	-	9.240	0.36378	74.00	136.00	-	10.00
8667925	●	-	-	-	9.250	0.36417	74.00	136.00	-	10.00
8667926	●	-	-	-	9.260	0.36457	75.00	136.00	-	10.00
8667930	●	-	-	-	9.300	0.36614	75.00	136.00	-	10.00
8667936	●	-	-	-	9.360	0.36850	75.00	136.00	-	10.00
8667938	●	-	-	-	9.380	0.36929	76.00	136.00	-	10.00
8667940	●	-	-	-	9.400	0.37008	76.00	136.00	-	10.00
8667950	●	-	-	-	9.500	0.37402	76.00	136.00	-	10.00
8667952	●	-	-	-	9.520	0.37480	77.00	136.00	-	10.00

● Stocked ○ Available Upon Request; MOQ May Apply ▲ Globally Stocked
Note: MEGA COOLER applies only to diameter sizes over 6mm.





List 5210 (Continued)

A BRAND ADO-SUS-5D



SPEED FEED
312

CARBIDE

WXL



2 FLUTE

JOBBER

30°

SHANK
h6

PACKED
1 PIECE

EDP Number		Diameter (D)					Flute Length	Overall Length	Shank Diameter	
		Fractional Size	Wire Gage	Letter Size	mm	Inch	FL (mm)	L (mm)	d (in)	d (mm)
521037512	●	3/8	-	-	9.525	0.37500	76.00	136.00	0.375	-
8667954	●	-	-	-	9.540	0.37559	77.00	136.00	-	10.00
8667960	●	-	-	-	9.600	0.37795	77.00	136.00	-	10.00
8667970	●	-	-	-	9.700	0.38189	78.00	136.00	-	10.00
8667975	●	-	-	-	9.750	0.38386	78.00	136.00	-	10.00
8667980	●	-	-	-	9.800	0.38583	79.00	136.00	-	10.00
8667990	●	-	-	-	9.900	0.38976	80.00	136.00	-	10.00
521039012	●	25/64	-	-	9.922	0.39063	80.00	136.00	0.438	-
8668000	●	-	-	-	10.000	0.39370	80.00	136.00	-	10.00
8668010	●	-	-	-	10.100	0.39764	81.00	146.00	-	11.00
8683010	●	-	-	-	10.100	0.39764	81.00	146.00	-	12.00
8668020	●	-	-	-	10.200	0.40157	82.00	146.00	-	11.00
8683020	●	-	-	-	10.200	0.40157	82.00	146.00	-	12.00
8668025	●	-	-	-	10.250	0.40354	82.00	146.00	-	11.00
8668030	●	-	-	-	10.300	0.40551	83.00	146.00	-	11.00
8683030	●	-	-	-	10.300	0.40551	83.00	146.00	-	12.00
521040612	●	13/32	-	-	10.319	0.40625	83.00	146.00	0.438	-
8668040	●	-	-	-	10.400	0.40945	84.00	146.00	-	11.00
8683040	●	-	-	-	10.400	0.40945	84.00	146.00	-	12.00
8668050	●	-	-	-	10.500	0.41339	84.00	146.00	-	11.00
8683050	●	-	-	-	10.500	0.41339	84.00	146.00	-	12.00
8668060	●	-	-	-	10.600	0.41732	85.00	146.00	-	11.00
8683060	●	-	-	-	10.600	0.41732	85.00	146.00	-	12.00
8668070	●	-	-	-	10.700	0.42126	86.00	146.00	-	11.00
8683070	●	-	-	-	10.700	0.42126	86.00	146.00	-	12.00
521042212	●	27/64	-	-	10.716	0.42188	86.00	146.00	0.438	-
8668075	●	-	-	-	10.750	0.42323	86.00	146.00	-	11.00
8668080	●	-	-	-	10.800	0.42520	87.00	146.00	-	11.00
8683080	●	-	-	-	10.800	0.42520	87.00	146.00	-	12.00
8668090	●	-	-	-	10.900	0.42913	88.00	146.00	-	11.00
8683090	●	-	-	-	10.900	0.42913	88.00	146.00	-	12.00
8668100	●	-	-	-	11.000	0.43307	88.00	146.00	-	11.00
8683100	●	-	-	-	11.000	0.43307	88.00	146.00	-	12.00
8668110	●	-	-	-	11.100	0.43701	89.00	156.00	-	12.00
521043812	●	7/16	-	-	11.113	0.43750	89.00	156.00	0.438	-
8668120	●	-	-	-	11.200	0.44094	90.00	156.00	-	12.00
8668122	●	-	-	-	11.220	0.44173	90.00	156.00	-	12.00
8668124	●	-	-	-	11.240	0.44252	90.00	156.00	-	12.00
8668130	●	-	-	-	11.300	0.44488	91.00	156.00	-	12.00
8668136	●	-	-	-	11.360	0.44724	91.00	156.00	-	12.00
8668138	●	-	-	-	11.380	0.44803	92.00	156.00	-	12.00
8668140	●	-	-	-	11.400	0.44882	92.00	156.00	-	12.00
8668150	●	-	-	-	11.500	0.45276	92.00	156.00	-	12.00
521045312	●	29/64	-	-	11.509	0.45313	92.00	156.00	0.500	-
8668160	●	-	-	-	11.600	0.45669	93.00	156.00	-	12.00
8668170	●	-	-	-	11.700	0.46063	94.00	156.00	-	12.00
8668180	●	-	-	-	11.800	0.46457	95.00	156.00	-	12.00
8668190	●	-	-	-	11.900	0.46850	96.00	156.00	-	12.00
521046912	●	15/32	-	-	11.906	0.46875	96.00	156.00	0.500	-

● Stocked ○ Available Upon Request; MOQ May Apply ▲ Globally Stocked
Note: MEGA COOLER applies only to diameter sizes over 6mm.



CONTINUED

P					M			K	N		S		H				
Steel					Stainless Steel			Cast Iron	Non-Ferrous		HRSA		Hardened Steel				
Carbon Steel			Alloy Steel	Die Steel	300	400	17-4 PH		Aluminum		Nickel Alloy	Titanium					
Low	Medium	High							6061	Casting			Inconel	6Al4V (30 HRC)	~35 HRC	35-45 HRC	45-50 HRC
1010	1035	1065	4140	4340	○	○	○	○		○	○	○	○	○	○	○	○
1018	1045				○	○	○	○				○	○	○	○	○	○

○ Good ○ Best





A Brand ADO-SUS

Advanced Performance Carbide Drills for Stainless Steels and Titanium Alloys

ABOUT OSG

DRILLING

THREADING

MILLING

HOLDERS

INDEX

List 5210 (Continued)

A BRAND ADO-SUS-5D



SPEED FEED
312

CARBIDE

WXL



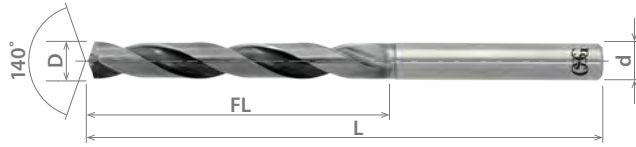
2 FLUTE

JOBBER

30°

SHANK
h6

PACKED
1 PIECE



Cutting Diameter Tolerance (h8)		
Size (mm)	mm	inch
2 ≤ D ≤ 3	+0 / -0.014	+0 / -0.0006
3 < D ≤ 6	+0 / -0.018	+0 / -0.0007
6 < D ≤ 10	+0 / -0.022	+0 / -0.0009
10 < D ≤ 18	+0 / -0.027	+0 / -0.0011
18 < D ≤ 20	+0 / -0.033	+0 / -0.0013

EDP Number		Diameter (D)					Flute Length FL (mm)	Overall Length L (mm)	Shank Diameter	
		Fractional Size	Wire Gage	Letter Size	mm	Inch			d (in)	d (mm)
8668200	●	-	-	-	12.000	0.47244	96.00	156.00	-	12.00
8668210	●	-	-	-	12.100	0.47638	97.00	167.00	-	13.00
8683210	●	-	-	-	12.100	0.47638	97.00	167.00	-	14.00
8668220	●	-	-	-	12.200	0.48031	98.00	167.00	-	13.00
8683220	●	-	-	-	12.200	0.48031	98.00	167.00	-	14.00
8668230	●	-	-	-	12.300	0.48425	99.00	167.00	-	13.00
8683230	●	-	-	-	12.300	0.48425	99.00	167.00	-	14.00
521048512	●	31/64	-	-	12.303	0.48438	99.00	167.00	0.500	-
8668240	●	-	-	-	12.400	0.48819	100.00	167.00	-	13.00
8683240	●	-	-	-	12.400	0.48819	100.00	167.00	-	14.00
8668250	●	-	-	-	12.500	0.49213	100.00	167.00	-	13.00
8683250	●	-	-	-	12.500	0.49213	100.00	167.00	-	14.00
8668260	●	-	-	-	12.600	0.49606	101.00	167.00	-	13.00
8683260	●	-	-	-	12.600	0.49606	101.00	167.00	-	14.00
521050012	●	1/2	-	-	12.700	0.50000	102.00	167.00	0.500	-
8668270	●	-	-	-	12.700	0.50000	102.00	167.00	-	13.00
8668275	●	-	-	-	12.750	0.50197	103.00	167.00	-	13.00
8668280	●	-	-	-	12.800	0.50394	103.00	167.00	-	13.00
8683280	●	-	-	-	12.800	0.50394	103.00	167.00	-	14.00
8668290	●	-	-	-	12.900	0.50787	104.00	167.00	-	13.00
8683290	●	-	-	-	12.900	0.50787	104.00	167.00	-	14.00
8668300	●	-	-	-	13.000	0.51181	104.00	167.00	-	13.00
8683300	●	-	-	-	13.000	0.51181	104.00	167.00	-	14.00
8668310	●	-	-	-	13.100	0.51575	105.00	176.00	-	14.00
8668320	●	-	-	-	13.200	0.51969	106.00	176.00	-	14.00
8668325	●	-	-	-	13.250	0.52165	106.00	176.00	-	14.00
8668330	●	-	-	-	13.300	0.52362	107.00	176.00	-	14.00
8668340	●	-	-	-	13.400	0.52756	108.00	176.00	-	14.00
521053112	●	17/32	-	-	13.494	0.53125	108.00	176.00	0.625	-
8668350	●	-	-	-	13.500	0.53150	108.00	176.00	-	14.00
8668360	●	-	-	-	13.600	0.53543	109.00	176.00	-	14.00
8668370	●	-	-	-	13.700	0.53937	110.00	176.00	-	14.00
8668380	●	-	-	-	13.800	0.54331	111.00	176.00	-	14.00
8668390	●	-	-	-	13.900	0.54724	112.00	176.00	-	14.00
8668400	●	-	-	-	14.000	0.55118	112.00	176.00	-	14.00
8668410	●	-	-	-	14.100	0.55512	113.00	185.00	-	15.00
521055512	●	-	-	-	14.100	0.55512	113.00	185.00	-	16.00
8668420	●	-	-	-	14.200	0.55906	114.00	185.00	-	15.00
521055912	●	-	-	-	14.200	0.55906	114.00	185.00	-	16.00
521056212	●	9/16	-	-	14.288	0.56250	115.00	185.00	0.625	-
8668430	●	-	-	-	14.300	0.56299	115.00	185.00	-	15.00
521056312	●	-	-	-	14.300	0.56299	115.00	185.00	-	16.00
8668440	●	-	-	-	14.400	0.56693	116.00	185.00	-	15.00
521056612	●	-	-	-	14.400	0.56693	116.00	185.00	-	16.00
8668450	●	-	-	-	14.500	0.57087	116.00	185.00	-	15.00
8683450	●	-	-	-	14.500	0.57087	116.00	185.00	-	16.00
8668460	●	-	-	-	14.600	0.57480	117.00	185.00	-	15.00
521057412	●	-	-	-	14.600	0.57480	117.00	185.00	-	16.00
8668470	●	-	-	-	14.700	0.57874	118.00	185.00	-	15.00
521057812	●	-	-	-	14.700	0.57874	118.00	185.00	-	16.00
8668480	●	-	-	-	14.800	0.58268	119.00	185.00	-	15.00
521058212	●	-	-	-	14.800	0.58268	119.00	185.00	-	16.00
8668490	●	-	-	-	14.900	0.58661	120.00	185.00	-	15.00

● Stocked ○ Available Upon Request; MOQ May Apply ▲ Globally Stocked
Note: MEGA COOLER applies only to diameter sizes over 6mm.





List 5210 (Continued)

A BRAND ADO-SUS-5D



SPEED FEED
312

CARBIDE

WXL



2 FLUTE

JOBBER

30°

SHANK
h6

PACKED
1 PIECE

EDP Number		Diameter (D)					Flute Length	Overall Length	Shank Diameter	
		Fractional Size	Wire Gage	Letter Size	mm	Inch	FL (mm)	L (mm)	d (in)	d (mm)
521058612	●	-	-	-	14.900	0.58661	120.00	185.00	-	16.00
8668500	●	-	-	-	15.000	0.59055	120.00	185.00	-	15.00
8683500	●	-	-	-	15.000	0.59055	120.00	185.00	-	16.00
8668510	●	-	-	-	15.100	0.59449	121.00	193.00	-	16.00
8668520	●	-	-	-	15.200	0.59843	122.00	193.00	-	16.00
8668525	●	-	-	-	15.250	0.60039	122.00	193.00	-	16.00
8668530	●	-	-	-	15.300	0.60236	123.00	193.00	-	16.00
8668540	●	-	-	-	15.400	0.60630	124.00	193.00	-	16.00
8668550	●	-	-	-	15.500	0.61024	124.00	193.00	-	16.00
8668560	●	-	-	-	15.600	0.61417	125.00	193.00	-	16.00
8668570	●	-	-	-	15.700	0.61811	126.00	193.00	-	16.00
8668580	●	-	-	-	15.800	0.62205	127.00	193.00	-	16.00
521062512	●	5/8	-	-	15.875	0.62500	128.00	193.00	0.625	-
8668590	●	-	-	-	15.900	0.62598	128.00	193.00	-	16.00
8668600	●	-	-	-	16.000	0.62992	128.00	193.00	-	16.00
521063312	●	-	-	-	16.100	0.63386	113.00	184.00	-	18.00
8668650	●	-	-	-	16.500	0.64961	116.00	184.00	-	17.00
8683650	●	-	-	-	16.500	0.64961	116.00	184.00	-	18.00
521065612	●	21/32	-	-	16.669	0.65625	117.00	184.00	0.750	-
8668700	●	-	-	-	17.000	0.66929	119.00	184.00	-	17.00
8683700	●	-	-	-	17.000	0.66929	119.00	184.00	-	18.00
8668750	●	-	-	-	17.500	0.68898	123.00	191.00	-	18.00
8668800	●	-	-	-	18.000	0.70866	126.00	191.00	-	18.00
8668850	●	-	-	-	18.500	0.72835	130.00	198.00	-	19.00
8683850	●	-	-	-	18.500	0.72835	130.00	198.00	-	20.00
8668900	●	-	-	-	19.000	0.74803	133.00	198.00	-	19.00
8683900	●	-	-	-	19.000	0.74803	133.00	198.00	-	20.00
521075012	●	3/4	-	-	19.050	0.75000	134.00	205.00	0.750	-
521075712	●	-	-	-	19.250	0.75787	135.00	205.00	-	20.00
8668950	●	-	-	-	19.500	0.76772	137.00	205.00	-	20.00
8669000	●	-	-	-	20.000	0.78740	140.00	205.00	-	20.00

● Stocked ○ Available Upon Request; MOQ May Apply ▲ Globally Stocked
Note: MEGA COOLER applies only to diameter sizes over 6mm.



P					M			K	N		S		H				
Steel					Stainless Steel			Cast Iron	Non-Ferrous		HRSA		Hardened Steel				
Carbon Steel			Alloy Steel	Die Steel	300	400	17-4 PH		Aluminum		Nickel Alloy	Titanium					
Low	Medium	High							6061	Casting			Inconel	6Al4V	~35 HRC	35-45 HRC	45-50 HRC
1010	1035	1065	4140	4340				7075		(30 HRC)							
○	○	○	○	○	○	○	○	○	○	○	○	○	○	○	○	○	○

○ Good ○ Best





A Brand ADO-SUS

Advanced Performance Carbide Drills for Stainless Steels and Titanium Alloys

ABOUT OSG

DRILLING

THREADING

MILLING

HOLDERS

INDEX

List 5220

A BRAND ADO-SUS-8D



SPEED FEED
312

CARBIDE

WXL




2 FLUTE

TAPER

30°

SHANK
h6

PACKED
1 PIECE



Cutting Diameter Tolerance (h8)		
Size (mm)	mm	inch
2 ≤ D ≤ 3	+0 / -0.014	+0 / -0.0006
3 < D ≤ 6	+0 / -0.018	+0 / -0.0007
6 < D ≤ 10	+0 / -0.022	+0 / -0.0009
10 < D ≤ 12.7	+0 / -0.027	+0 / -0.0011

EDP Number	●	Diameter (D)					Flute Length FL (mm)	Overall Length L (mm)	Shank Diameter	
		Fractional Size	Wire Gage	Letter Size	mm	Inch			d (in)	d (mm)
8686200	●	-	-	-	2.000	0.07874	22.00	75.00	-	3.00
8686210	●	-	-	-	2.100	0.08268	24.00	75.00	-	3.00
8686220	●	-	-	-	2.200	0.08661	25.00	75.00	-	3.00
8686230	●	-	-	-	2.300	0.09055	26.00	75.00	-	3.00
522009312	●	3/32	-	-	2.381	0.09375	27.00	75.00	-	3.00
8686240	●	-	-	-	2.400	0.09449	27.00	75.00	-	3.00
8686250	●	-	-	-	2.500	0.09843	28.00	75.00	-	3.00
8686260	●	-	-	-	2.600	0.10236	29.00	80.00	-	3.00
8686270	●	-	-	-	2.700	0.10630	30.00	80.00	-	3.00
522010912	●	7/64	-	-	2.778	0.10938	31.00	80.00	-	3.00
8686280	●	-	-	-	2.800	0.11024	31.00	80.00	-	3.00
8686290	●	-	-	-	2.900	0.11417	32.00	80.00	-	3.00
8686300	●	-	-	-	3.000	0.11811	33.00	80.00	-	3.00
8684310	●	-	-	-	3.100	0.12205	34.00	95.00	-	4.00
522012512	●	1/8	-	-	3.175	0.12500	35.00	95.00	0.125	-
8684320	●	-	-	-	3.200	0.12598	36.00	95.00	-	4.00
8684330	●	-	-	-	3.300	0.12992	36.00	95.00	-	4.00
8684340	●	-	-	-	3.400	0.13386	37.00	95.00	-	4.00
8684350	●	-	-	-	3.500	0.13780	39.00	95.00	-	4.00
8684360	●	-	-	-	3.600	0.14173	40.00	95.00	-	4.00
8684370	●	-	-	-	3.700	0.14567	41.00	95.00	-	4.00
8684380	●	-	-	-	3.800	0.14961	42.00	95.00	-	4.00
8684390	●	-	-	-	3.900	0.15354	43.00	95.00	-	4.00
522015612	●	5/32	-	-	3.970	0.15625	44.00	95.00	0.188	-
8684400	●	-	-	-	4.000	0.15748	44.00	95.00	-	4.00
522016112	●	-	20	-	4.089	0.16100	45.00	105.00	-	6.00
8684410	●	-	-	-	4.100	0.16142	45.00	105.00	-	6.00
8686410	●	-	-	-	4.100	0.16142	45.00	105.00	-	5.00
8684420	●	-	-	-	4.200	0.16535	46.00	105.00	-	6.00
8686420	●	-	-	-	4.200	0.16535	46.00	105.00	-	5.00
8684430	●	-	-	-	4.300	0.16929	47.00	105.00	-	6.00
8686430	●	-	-	-	4.300	0.16929	47.00	105.00	-	5.00
522017212	●	11/64	-	-	4.366	0.17188	47.00	105.00	0.188	-
8684440	●	-	-	-	4.400	0.17323	48.00	105.00	-	6.00
8686440	●	-	-	-	4.400	0.17323	48.00	105.00	-	5.00
8684450	●	-	-	-	4.500	0.17717	50.00	105.00	-	6.00
8686450	●	-	-	-	4.500	0.17717	50.00	105.00	-	5.00
8684460	●	-	-	-	4.600	0.18110	51.00	105.00	-	6.00
8686460	●	-	-	-	4.600	0.18110	51.00	105.00	-	5.00
8684470	●	-	-	-	4.700	0.18504	52.00	105.00	-	6.00
8686470	●	-	-	-	4.700	0.18504	52.00	105.00	-	5.00
522018712	●	3/16	-	-	4.763	0.18750	52.00	105.00	0.188	-
8684480	●	-	-	-	4.800	0.18898	53.00	105.00	-	6.00
8686480	●	-	-	-	4.800	0.18898	53.00	105.00	-	5.00
8684490	●	-	-	-	4.900	0.19291	54.00	105.00	-	6.00
8686490	●	-	-	-	4.900	0.19291	54.00	105.00	-	5.00
8684500	●	-	-	-	5.000	0.19685	55.00	105.00	-	6.00
8686500	●	-	-	-	5.000	0.19685	55.00	105.00	-	5.00
8684510	●	-	-	-	5.100	0.20079	56.00	115.00	-	6.00
522020312	●	13/64	-	-	5.159	0.20313	57.00	115.00	0.250	-
8684520	●	-	-	-	5.200	0.20472	57.00	115.00	-	6.00
8684530	●	-	-	-	5.300	0.20866	58.00	115.00	-	6.00
8684540	●	-	-	-	5.400	0.21260	59.00	115.00	-	6.00

● Stocked ○ Available Upon Request; MOQ May Apply ▲ Globally Stocked





List 5220 (Continued)

A BRAND ADO-SUS-8D



SPEED FEED
312

CARBIDE

WXL



TAPER



EDP Number		Diameter (D)					Flute Length	Overall Length	Shank Diameter	
		Fractional Size	Wire Gage	Letter Size	mm	Inch	FL (mm)	L (mm)	d (in)	d (mm)
522021312	●	-	3	-	5.410	0.21300	60.00	115.00	0.250	-
8684550	●	-	-	-	5.500	0.21654	61.00	115.00	-	6.00
522021812	●	7/32	-	-	5.556	0.21875	61.00	115.00	0.250	-
8684560	●	-	-	-	5.600	0.22047	62.00	115.00	-	6.00
8684570	●	-	-	-	5.700	0.22441	63.00	115.00	-	6.00
8684580	●	-	-	-	5.800	0.22835	64.00	115.00	-	6.00
8684590	●	-	-	-	5.900	0.23228	65.00	115.00	-	6.00
522023412	●	15/64	-	-	5.953	0.23438	66.00	115.00	0.250	-
8684600	●	-	-	-	6.000	0.23622	66.00	115.00	-	6.00
8684610	●	-	-	-	6.100	0.24016	67.00	125.00	-	8.00
8686610	●	-	-	-	6.100	0.24016	67.00	125.00	-	7.00
8684620	●	-	-	-	6.200	0.24409	68.00	125.00	-	8.00
8686620	●	-	-	-	6.200	0.24409	68.00	125.00	-	7.00
8684630	●	-	-	-	6.300	0.24803	69.00	125.00	-	8.00
8686630	●	-	-	-	6.300	0.24803	69.00	125.00	-	7.00
522025012	●	1/4	-	E	6.350	0.25000	70.00	125.00	0.250	-
8684640	●	-	-	-	6.400	0.25197	70.00	125.00	-	8.00
8686640	●	-	-	-	6.400	0.25197	70.00	125.00	-	7.00
8684650	●	-	-	-	6.500	0.25591	72.00	125.00	-	8.00
8686650	●	-	-	-	6.500	0.25591	72.00	125.00	-	7.00
522025712	●	-	-	F	6.528	0.25700	72.00	125.00	-	8.00
8684660	●	-	-	-	6.600	0.25984	73.00	125.00	-	8.00
8686660	●	-	-	-	6.600	0.25984	73.00	125.00	-	7.00
8684670	●	-	-	-	6.700	0.26378	74.00	125.00	-	8.00
8686670	●	-	-	-	6.700	0.26378	74.00	125.00	-	7.00
522026512	●	17/64	-	-	6.747	0.26563	74.00	125.00	0.313	-
8684680	●	-	-	-	6.800	0.26772	75.00	125.00	-	8.00
8686680	●	-	-	-	6.800	0.26772	75.00	125.00	-	7.00
8684690	●	-	-	-	6.900	0.27165	76.00	125.00	-	8.00
8686690	●	-	-	-	6.900	0.27165	76.00	125.00	-	7.00
8684700	●	-	-	-	7.000	0.27559	77.00	125.00	-	8.00
8686700	●	-	-	-	7.000	0.27559	77.00	125.00	-	7.00
8684710	●	-	-	-	7.100	0.27953	78.00	140.00	-	8.00
522028112	●	9/32	-	-	7.144	0.28125	79.00	140.00	0.313	-
8684720	●	-	-	-	7.200	0.28346	79.00	140.00	-	8.00
8684730	●	-	-	-	7.300	0.28740	80.00	140.00	-	8.00
8684740	●	-	-	-	7.400	0.29134	81.00	140.00	-	8.00
8684750	●	-	-	-	7.500	0.29528	83.00	140.00	-	8.00
522029612	●	19/64	-	-	7.541	0.29688	84.00	140.00	0.313	-
8684760	●	-	-	-	7.600	0.29921	84.00	140.00	-	8.00
8684770	●	-	-	-	7.700	0.30315	85.00	140.00	-	8.00
8684780	●	-	-	-	7.800	0.30709	86.00	140.00	-	8.00
8684790	●	-	-	-	7.900	0.31102	87.00	140.00	-	8.00
522031212	●	5/16	-	-	7.938	0.31250	87.00	140.00	0.313	-
8684800	●	-	-	-	8.000	0.31496	88.00	140.00	-	8.00
8684810	●	-	-	-	8.100	0.31890	89.00	150.00	-	10.00
8686810	●	-	-	-	8.100	0.31890	89.00	150.00	-	9.00
8684820	●	-	-	-	8.200	0.32283	90.00	150.00	-	10.00
8686820	●	-	-	-	8.200	0.32283	90.00	150.00	-	9.00

● Stocked ○ Available Upon Request; MOQ May Apply ▲ Globally Stocked



CONTINUED ➔

P					M			K	N		S		H			
Steel					Stainless Steel			Cast Iron	Non-Ferrous		HRSA		Hardened Steel			
Carbon Steel			Alloy Steel	Die Steel	300	400	17-4 PH		Aluminum		Nickel Alloy	Titanium	Hardened Steel			
Low	Medium	High							6061	Casting			Inconel	6Al4V (30 HRC)	~35 HRC	35-45 HRC
1010	1035	1045	1065	4140				4340	7075							
○	○	○	○	○	○	○	○	○	○	○	○	○	○	○	○	○

○ Good ○ Best





A Brand ADO-SUS

Advanced Performance Carbide Drills for Stainless Steels and Titanium Alloys

ABOUT OSG

DRILLING

THREADING

MILLING

HOLDERS

INDEX

List 5220 (Continued)



SPEED FEED
312

CARBIDE

WXL



2 FLUTE


TAPER

30°

SHANK
h6

PACKED
1 PIECE

A BRAND ADO-SUS-8D



Cutting Diameter Tolerance (h8)		
Size (mm)	mm	inch
2 ≤ D ≤ 3	+0 / -0.014	+0 / -0.0006
3 < D ≤ 6	+0 / -0.018	+0 / -0.0007
6 < D ≤ 10	+0 / -0.022	+0 / -0.0009
10 < D ≤ 12.7	+0 / -0.027	+0 / -0.0011

EDP Number	●	Diameter (D)					Flute Length FL (mm)	Overall Length L (mm)	Shank Diameter	
		Fractional Size	Wire Gage	Letter Size	mm	Inch			d (in)	d (mm)
8684830	●	-	-	-	8.300	0.32677	91.00	150.00	-	10.00
8686830	●	-	-	-	8.300	0.32677	91.00	150.00	-	9.00
522032812	●	21/64	-	-	8.334	0.32813	92.00	150.00	0.375	-
8684840	●	-	-	-	8.400	0.33071	92.00	150.00	-	10.00
8686840	●	-	-	-	8.400	0.33071	92.00	150.00	-	9.00
522033112	●	-	-	Q	8.433	0.33200	93.00	150.00	0.344	-
8684850	●	-	-	-	8.500	0.33465	94.00	150.00	-	10.00
8686850	●	-	-	-	8.500	0.33465	94.00	150.00	-	9.00
8684860	●	-	-	-	8.600	0.33858	95.00	150.00	-	10.00
8686860	●	-	-	-	8.600	0.33858	95.00	150.00	-	9.00
8684870	●	-	-	-	8.700	0.34252	96.00	150.00	-	10.00
8686870	●	-	-	-	8.700	0.34252	96.00	150.00	-	9.00
522034312	●	11/32	-	-	8.731	0.34375	96.00	150.00	0.375	-
8684880	●	-	-	-	8.800	0.34646	97.00	150.00	-	10.00
8686880	●	-	-	-	8.800	0.34646	97.00	150.00	-	9.00
8684890	●	-	-	-	8.900	0.35039	98.00	150.00	-	10.00
8686890	●	-	-	-	8.900	0.35039	98.00	150.00	-	9.00
8684900	●	-	-	-	9.000	0.35433	99.00	150.00	-	10.00
8686900	●	-	-	-	9.000	0.35433	99.00	150.00	-	9.00
8684910	●	-	-	-	9.100	0.35827	100.00	160.00	-	10.00
522035912	●	23/64	-	-	9.128	0.35938	101.00	160.00	0.375	-
8684920	●	-	-	-	9.200	0.36220	101.00	160.00	-	10.00
8684930	●	-	-	-	9.300	0.36614	102.00	160.00	-	10.00
8684940	●	-	-	-	9.400	0.37008	103.00	160.00	-	10.00
8684950	●	-	-	-	9.500	0.37402	105.00	160.00	-	10.00
522037512	●	3/8	-	-	9.525	0.37500	105.00	160.00	0.375	-
8684960	●	-	-	-	9.600	0.37795	106.00	160.00	-	10.00
8684970	●	-	-	-	9.700	0.38189	107.00	160.00	-	10.00
8684980	●	-	-	-	9.800	0.38583	108.00	160.00	-	10.00
8684990	●	-	-	-	9.900	0.38976	109.00	160.00	-	10.00
522039012	●	25/64	-	-	9.922	0.39063	110.00	160.00	0.438	-
8685000	●	-	-	-	10.000	0.39370	110.00	160.00	-	10.00
8685010	●	-	-	-	10.100	0.39764	111.00	182.00	-	12.00
8687010	●	-	-	-	10.100	0.39764	111.00	182.00	-	11.00
8685020	●	-	-	-	10.200	0.40157	112.00	182.00	-	12.00
8687020	●	-	-	-	10.200	0.40157	112.00	182.00	-	11.00
8685030	●	-	-	-	10.300	0.40551	113.00	182.00	-	12.00
8687030	●	-	-	-	10.300	0.40551	113.00	182.00	-	11.00
522040612	●	13/32	-	-	10.319	0.40625	113.00	182.00	0.438	-
8685040	●	-	-	-	10.400	0.40945	114.00	182.00	-	12.00
8687040	●	-	-	-	10.400	0.40945	114.00	182.00	-	11.00
8685050	●	-	-	-	10.500	0.41339	116.00	182.00	-	12.00
8687050	●	-	-	-	10.500	0.41339	116.00	182.00	-	11.00
8685060	●	-	-	-	10.600	0.41732	117.00	182.00	-	12.00
8687060	●	-	-	-	10.600	0.41732	117.00	182.00	-	11.00
8685070	●	-	-	-	10.700	0.42126	118.00	182.00	-	12.00
8687070	●	-	-	-	10.700	0.42126	118.00	182.00	-	11.00
522042212	●	27/64	-	-	10.716	0.42188	118.00	182.00	0.438	-
8685080	●	-	-	-	10.800	0.42520	119.00	182.00	-	12.00
8687080	●	-	-	-	10.800	0.42520	119.00	182.00	-	11.00
8685090	●	-	-	-	10.900	0.42913	120.00	182.00	-	12.00
8687090	●	-	-	-	10.900	0.42913	120.00	182.00	-	11.00
8685100	●	-	-	-	11.000	0.43307	121.00	182.00	-	12.00

● Stocked ○ Available Upon Request; MOQ May Apply ▲ Globally Stocked





List 5220 (Continued)

A BRAND ADO-SUS-8D



SPEED FEED
312

CARBIDE

WXL

2 FLUTE

TAPER

30°

SHANK
h6

PACKED
1 PIECE

EDP Number		Diameter (D)					Flute Length	Overall Length	Shank Diameter	
		Fractional Size	Wire Gage	Letter Size	mm	Inch	FL (mm)	L (mm)	d (in)	d (mm)
8687100	●	-	-	-	11.000	0.43307	121.00	182.00	-	11.00
8685110	●	-	-	-	11.100	0.43701	122.00	194.00	-	12.00
522043712	●	7/16	-	-	11.113	0.43750	122.00	194.00	0.438	-
8685120	●	-	-	-	11.200	0.44094	123.00	194.00	-	12.00
8685130	●	-	-	-	11.300	0.44488	124.00	194.00	-	12.00
8685140	●	-	-	-	11.400	0.44882	125.00	194.00	-	12.00
8685150	●	-	-	-	11.500	0.45276	127.00	194.00	-	12.00
522045312	●	29/64	-	-	11.509	0.45313	127.00	194.00	0.500	-
8685160	●	-	-	-	11.600	0.45669	128.00	194.00	-	12.00
8685170	●	-	-	-	11.700	0.46063	129.00	194.00	-	12.00
8685180	●	-	-	-	11.800	0.46457	130.00	194.00	-	12.00
8685190	●	-	-	-	11.900	0.46850	131.00	194.00	-	12.00
8685200	●	-	-	-	12.000	0.47244	132.00	194.00	-	12.00
522047612	●	-	-	-	12.100	0.47638	133.00	206.00	-	14.00
522048012	●	-	-	-	12.200	0.48031	134.00	206.00	-	14.00
522048412	●	-	-	-	12.300	0.48425	135.00	206.00	-	14.00
522048812	●	-	-	-	12.400	0.48819	136.00	206.00	-	14.00
522049212	●	-	-	-	12.500	0.49213	138.00	206.00	-	13.00
522049312	●	-	-	-	12.500	0.49213	138.00	206.00	-	14.00
522049612	●	-	-	-	12.600	0.49606	139.00	206.00	-	14.00
522050012	●	1/2	-	-	12.700	0.50000	140.00	206.00	0.500	-

● Stocked ○ Available Upon Request; MOQ May Apply ▲ Globally Stocked



ABOUT OSG

DRILLING

THREADING

MILLING

HOLDERS

INDEX

P					M			K	N		S		H					
Steel					Stainless Steel			Cast Iron	Non-Ferrous		HRSA		Hardened Steel					
Carbon Steel			Alloy Steel	Die Steel	Aluminum		Nickel Alloy		Titanium									
Low	Medium	High			6061	7075				Casting	Inconel	6Al4V (30 HRC)	~35 HRC	35-45 HRC	45-50 HRC	50-70 HRC		
1010	1035	1045	1065	4140	4340	300	400	17-4 PH										
○	○	○	○	○		○	○	○		○		○	○					

○ Good ○ Best





A Brand ADO-TRS

Advanced Performance High Feed 3-Flute Carbide Drills

ABOUT OSG

DRILLING

THREADING

MILLING

HOLDERS

INDEX

List 6600

A BRAND ADO-TRS-3D



SPEED FEED
313

CARBIDE

EgiAs




3 FLUTE

STUB

30°

SHANK
h6

PACKED
1 PIECE



Cutting Diameter Tolerance (h8)		
Size (mm)	mm	inch
3 ≤ D ≤ 6	+0 / -0.018	+0 / -0.0007
6 < D ≤ 10	+0 / -0.022	+0 / -0.0009
10 < D ≤ 18	+0 / -0.027	+0 / -0.0011
18 < D ≤ 20	+0 / -0.033	+0 / -0.0013

EDP Number	Fractional Size	Wire Gage	Diameter (D)			Flute Length FL (mm)	Overall Length L (mm)	Shank Diameter	
			Letter Size	mm	Inch			d (in)	d (mm)
8720300	-	-	-	3.000	0.11811	18.00	66.00	-	3.00
660012517	1/8	-	-	3.175	0.12500	20.00	74.00	0.125	-
8720330	-	-	-	3.300	0.12992	20.00	74.00	-	4.00
660013217	-	-	-	3.360	0.13228	21.00	74.00	-	4.00
660013517	-	-	-	3.440	0.13543	21.00	74.00	-	4.00
8720350	-	-	-	3.500	0.13780	21.00	74.00	-	4.00
660013817	-	-	-	3.520	0.13858	22.00	74.00	-	4.00
660014017	-	-	-	3.570	0.14055	22.00	74.00	-	4.00
8720366	-	-	-	3.660	0.14409	22.00	74.00	-	4.00
660014817	-	-	-	3.770	0.14843	23.00	74.00	-	4.00
8720386	-	-	-	3.860	0.15197	24.00	74.00	-	4.00
660015617	5/32	-	-	3.969	0.15625	24.00	74.00	0.156	-
8720400	-	-	-	4.000	0.15748	24.00	74.00	-	4.00
660015917	-	-	-	4.050	0.15945	25.00	80.00	-	6.00
660016117	-	20	-	4.089	0.16100	25.00	80.00	-	6.00
8720410	-	-	-	4.100	0.16142	25.00	80.00	-	6.00
660016317	-	-	-	4.160	0.16378	25.00	80.00	-	6.00
8720420	-	-	-	4.200	0.16535	26.00	80.00	-	6.00
660016817	-	-	-	4.270	0.16811	26.00	80.00	-	6.00
8720430	-	-	-	4.300	0.16929	26.00	80.00	-	6.00
660017217	11/64	-	-	4.366	0.17188	27.00	80.00	0.188	-
8720440	-	-	-	4.400	0.17323	27.00	80.00	-	6.00
660017517	-	-	-	4.460	0.17559	27.00	80.00	-	6.00
8720450	-	-	-	4.500	0.17717	27.00	80.00	-	6.00
8720460	-	-	-	4.600	0.18110	28.00	80.00	-	6.00
660018317	-	-	-	4.660	0.18346	28.00	80.00	-	6.00
8720470	-	-	-	4.700	0.18504	29.00	80.00	-	6.00
660018717	3/16	-	-	4.763	0.18750	29.00	80.00	0.188	-
8720480	-	-	-	4.800	0.18898	29.00	80.00	-	6.00
8720490	-	-	-	4.900	0.19291	30.00	80.00	-	6.00
8720500	-	-	-	5.000	0.19685	25.00	80.00	-	6.00
8720510	-	-	-	5.100	0.20079	26.00	82.00	-	6.00
660020317	13/64	-	-	5.159	0.20313	26.00	82.00	0.250	-
8720520	-	-	-	5.200	0.20472	26.00	82.00	-	6.00
8720530	-	-	-	5.300	0.20866	27.00	82.00	-	6.00
8720540	-	-	-	5.400	0.21260	27.00	82.00	-	6.00
660021317	-	3	-	5.410	0.21300	28.00	82.00	-	6.00
8720550	-	-	-	5.500	0.21654	28.00	82.00	-	6.00
660021817	7/32	-	-	5.556	0.21875	28.00	82.00	0.250	-
8720560	-	-	-	5.600	0.22047	28.00	82.00	-	6.00
8720570	-	-	-	5.700	0.22441	29.00	82.00	-	6.00
8720580	-	-	-	5.800	0.22835	29.00	82.00	-	6.00
8720590	-	-	-	5.900	0.23228	30.00	82.00	-	6.00
660023417	15/64	-	-	5.953	0.23438	30.00	82.00	0.250	-
8720600	-	-	-	6.000	0.23622	30.00	82.00	-	6.00
8720610	-	-	-	6.100	0.24016	31.00	88.00	-	8.00
8720620	-	-	-	6.200	0.24409	31.00	88.00	-	8.00
8720630	-	-	-	6.300	0.24803	32.00	88.00	-	8.00
660025017	1/4	-	E	6.350	0.25000	32.00	88.00	0.250	-
8720640	-	-	-	6.400	0.25197	32.00	88.00	-	8.00
8720650	-	-	-	6.500	0.25591	33.00	88.00	-	8.00
660025717	-	-	F	6.528	0.25700	33.00	88.00	-	8.00

● Stocked ○ Available Upon Request; MOQ May Apply ▲ Globally Stocked





List 6600 (Continued)

A BRAND ADO-TRS-3D



SPEED FEED
313

CARBIDE

EgiAs



3 FLUTE

STUB

30°

SHANK
h6

PACKED
1 PIECE

EDP Number		Diameter (D)					Flute Length	Overall Length	Shank Diameter	
		Fractional Size	Wire Gage	Letter Size	mm	Inch	FL (mm)	L (mm)	d (in)	d (mm)
8720660	●	-	-	-	6.600	0.25984	33.00	88.00	-	8.00
8720670	●	-	-	-	6.700	0.26378	34.00	88.00	-	8.00
660026517	●	17/64	-	-	6.747	0.26563	34.00	88.00	0.313	-
8720680	●	-	-	-	6.800	0.26772	34.00	88.00	-	8.00
8720690	●	-	-	-	6.900	0.27165	35.00	88.00	-	8.00
8720700	●	-	-	-	7.000	0.27559	35.00	88.00	-	8.00
8720710	●	-	-	-	7.100	0.27953	36.00	94.00	-	8.00
660028117	●	9/32	-	-	7.144	0.28125	36.00	94.00	0.313	-
8720720	●	-	-	-	7.200	0.28346	36.00	94.00	-	8.00
8720730	●	-	-	-	7.300	0.28740	37.00	94.00	-	8.00
8720738	●	-	-	-	7.380	0.29055	37.00	94.00	-	8.00
8720740	●	-	-	-	7.400	0.29134	37.00	94.00	-	8.00
8720750	●	-	-	-	7.500	0.29528	38.00	94.00	-	8.00
660029617	●	19/64	-	-	7.541	0.29688	38.00	94.00	0.313	-
8720760	●	-	-	-	7.600	0.29921	38.00	94.00	-	8.00
8720770	●	-	-	-	7.700	0.30315	39.00	94.00	-	8.00
8720780	●	-	-	-	7.800	0.30709	39.00	94.00	-	8.00
8720790	●	-	-	-	7.900	0.31102	40.00	94.00	-	8.00
660031217	●	5/16	-	-	7.938	0.31250	40.00	94.00	0.313	-
8720800	●	-	-	-	8.000	0.31496	40.00	94.00	-	8.00
8720810	●	-	-	-	8.100	0.31890	41.00	101.00	-	10.00
8720820	●	-	-	-	8.200	0.32283	41.00	101.00	-	10.00
8720830	●	-	-	-	8.300	0.32677	42.00	101.00	-	10.00
660032817	●	21/64	-	-	8.334	0.32813	42.00	101.00	0.375	-
8720840	●	-	-	-	8.400	0.33071	42.00	101.00	-	10.00
660033217	●	-	-	Q	8.433	0.33200	43.00	101.00	-	10.00
8720850	●	-	-	-	8.500	0.33465	43.00	101.00	-	10.00
8720860	●	-	-	-	8.600	0.33858	43.00	101.00	-	10.00
8720870	●	-	-	-	8.700	0.34252	44.00	101.00	-	10.00
660034317	●	11/32	-	-	8.731	0.34375	44.00	101.00	0.375	-
8720880	●	-	-	-	8.800	0.34646	44.00	101.00	-	10.00
8720890	●	-	-	-	8.900	0.35039	45.00	101.00	-	10.00
8720900	●	-	-	-	9.000	0.35433	45.00	101.00	-	10.00
8720910	●	-	-	-	9.100	0.35827	46.00	106.00	-	10.00
660035917	●	23/64	-	-	9.128	0.35938	46.00	106.00	0.375	-
8720920	●	-	-	-	9.200	0.36220	46.00	106.00	-	10.00
8720925	●	-	-	-	9.250	0.36417	47.00	106.00	-	10.00
8720930	●	-	-	-	9.300	0.36614	47.00	106.00	-	10.00
8720938	●	-	-	-	9.380	0.36929	47.00	106.00	-	10.00
8720940	●	-	-	-	9.400	0.37008	47.00	106.00	-	10.00
8720950	●	-	-	-	9.500	0.37402	48.00	106.00	-	10.00
660037517	●	3/8	-	-	9.525	0.37500	48.00	106.00	0.375	-
8720960	●	-	-	-	9.600	0.37795	48.00	106.00	-	10.00
8720970	●	-	-	-	9.700	0.38189	49.00	106.00	-	10.00
8720980	●	-	-	-	9.800	0.38583	49.00	106.00	-	10.00
8720990	●	-	-	-	9.900	0.38976	50.00	106.00	-	10.00
660039017	●	25/64	-	-	9.922	0.39063	50.00	106.00	0.438	-
8721000	●	-	-	-	10.000	0.39370	50.00	106.00	-	10.00

● Stocked ○ Available Upon Request; MOQ May Apply ▲ Globally Stocked



CONTINUED ➔

P					M			K	N		S		H			
Steel					Stainless Steel			Cast Iron	Non-Ferrous		HRSA		Hardened Steel			
Carbon Steel			Alloy Steel	Die Steel	300	400	17-4 PH		Aluminum		Nickel Alloy	Titanium				
Low	Medium	High							6061	Casting			Inconel	6Al4V (30 HRC)	~35 HRC	35-45 HRC
1010	1035	1045	1065	4140	4340			7075								
○	○	○	○	○	○	○	○	○	○	○	○	○	○	○	○	○

○ Good ○ Best





A Brand ADO-TRS

Advanced Performance High Feed 3-Flute Carbide Drills

ABOUT OSG

DRILLING

THREADING

MILLING

HOLDERS

INDEX

List 6600 (Continued)



SPEED FEED
313

CARBIDE

EgiAs



3 FLUTE


STUB

30°

SHANK
h6

PACKED
1 PIECE

A BRAND ADO-TRS-3D



Cutting Diameter Tolerance (h8)		
Size (mm)	mm	inch
3 ≤ D ≤ 6	+0 / -0.018	+0 / -0.0007
6 < D ≤ 10	+0 / -0.022	+0 / -0.0009
10 < D ≤ 18	+0 / -0.027	+0 / -0.0011
18 < D ≤ 20	+0 / -0.033	+0 / -0.0013

EDP Number		Diameter (D)				Flute Length FL (mm)	Overall Length L (mm)	Shank Diameter		
		Fractional Size	Wire Gage	Letter Size	mm			Inch	d (in)	d (mm)
8721010	●	-	-	-	10.100	0.39764	51.00	113.00	-	12.00
8721020	●	-	-	-	10.200	0.40157	51.00	113.00	-	12.00
8721030	●	-	-	-	10.300	0.40551	52.00	113.00	-	12.00
660040617	●	13/32	-	-	10.319	0.40625	52.00	113.00	0.438	-
8721040	●	-	-	-	10.400	0.40945	52.00	113.00	-	12.00
8721050	●	-	-	-	10.500	0.41339	53.00	113.00	-	12.00
8721060	●	-	-	-	10.600	0.41732	53.00	113.00	-	12.00
8721070	●	-	-	-	10.700	0.42126	54.00	113.00	-	12.00
660042217	●	27/64	-	-	10.716	0.42188	54.00	113.00	0.438	-
660043717	●	27/64	-	-	11.113	0.42188	56.00	120.00	0.438	-
8721080	●	-	-	-	10.800	0.42520	54.00	113.00	-	12.00
8721090	●	-	-	-	10.900	0.42913	55.00	113.00	-	12.00
8721100	●	-	-	-	11.000	0.43307	55.00	113.00	-	12.00
8721110	●	-	-	-	11.100	0.43701	56.00	120.00	-	12.00
8721120	●	-	-	-	11.200	0.44094	56.00	120.00	-	12.00
8721125	●	-	-	-	11.250	0.44291	57.00	120.00	-	12.00
8721130	●	-	-	-	11.300	0.44488	57.00	120.00	-	12.00
8721138	●	-	-	-	11.380	0.44803	57.00	120.00	-	12.00
8721140	●	-	-	-	11.400	0.44882	57.00	120.00	-	12.00
8721150	●	-	-	-	11.500	0.45276	58.00	120.00	-	12.00
660045317	●	29/64	-	-	11.509	0.45313	58.00	120.00	0.500	-
8721160	●	-	-	-	11.600	0.45669	58.00	120.00	-	12.00
8721170	●	-	-	-	11.700	0.46063	59.00	120.00	-	12.00
8721180	●	-	-	-	11.800	0.46457	59.00	120.00	-	12.00
8721190	●	-	-	-	11.900	0.46850	60.00	120.00	-	12.00
660046817	●	15/32	-	-	11.906	0.46875	60.00	120.00	0.500	-
8721200	●	-	-	-	12.000	0.47244	60.00	120.00	-	12.00
8721210	●	-	-	-	12.100	0.47638	61.00	128.00	-	14.00
660048417	●	31/64	-	-	12.303	0.48438	62.00	128.00	0.500	-
8721250	●	-	-	-	12.500	0.49213	63.00	128.00	-	14.00
8721260	●	-	-	-	12.600	0.49606	63.00	128.00	-	14.00
660050017	●	1/2	-	-	12.700	0.50000	64.00	128.00	0.500	-
8721280	●	-	-	-	12.800	0.50394	64.00	128.00	-	14.00
8721300	●	-	-	-	13.000	0.51181	65.00	128.00	-	14.00
8721310	●	-	-	-	13.100	0.51575	66.00	134.00	-	14.00
8721325	●	-	-	-	13.250	0.52165	67.00	134.00	-	14.00
8721330	●	-	-	-	13.300	0.52362	67.00	134.00	-	14.00
8721338	●	-	-	-	13.380	0.52677	67.00	134.00	-	14.00
660053117	●	17/32	-	-	13.494	0.53125	68.00	134.00	0.625	-
8721350	●	-	-	-	13.500	0.53150	68.00	134.00	-	14.00
8721360	●	-	-	-	13.600	0.53543	68.00	134.00	-	14.00
8721370	●	-	-	-	13.700	0.53937	69.00	134.00	-	14.00
8721380	●	-	-	-	13.800	0.54331	69.00	134.00	-	14.00
8721390	●	-	-	-	13.900	0.54724	70.00	134.00	-	14.00
8721400	●	-	-	-	14.000	0.55118	70.00	134.00	-	14.00
8721410	●	-	-	-	14.100	0.55512	71.00	140.00	-	16.00
8721420	●	-	-	-	14.200	0.55906	71.00	140.00	-	16.00
660056217	●	9/16	-	-	14.288	0.56250	72.00	140.00	0.625	-
8721430	●	-	-	-	14.300	0.56299	72.00	140.00	-	16.00
8721450	●	-	-	-	14.500	0.57087	73.00	140.00	-	16.00
8721470	●	-	-	-	14.700	0.57874	74.00	140.00	-	16.00
8721500	●	-	-	-	15.000	0.59055	75.00	140.00	-	16.00

● Stocked ○ Available Upon Request; MOQ May Apply ▲ Globally Stocked





List 6600 (Continued)

A BRAND ADO-TRS-3D



SPEED FEED
313

CARBIDE

EgiAs



3 FLUTE

STUB

30°

SHANK
h6

PACKED
1 PIECE

EDP Number		Diameter (D)					Flute Length	Overall Length	Shank Diameter	
		Fractional Size	Wire Gage	Letter Size	mm	Inch	FL (mm)	L (mm)	d (in)	d (mm)
660059317	●	19/32	-	-	15.081	0.59375	76.00	145.00	0.625	-
8721510	●	-	-	-	15.100	0.59449	76.00	145.00	-	16.00
8721520	●	-	-	-	15.200	0.59843	76.00	145.00	-	16.00
8721530	●	-	-	-	15.300	0.60236	77.00	145.00	-	16.00
8721550	●	-	-	-	15.500	0.61024	78.00	145.00	-	16.00
8721560	●	-	-	-	15.600	0.61417	78.00	145.00	-	16.00
660062517	●	5/8	-	-	15.875	0.62500	80.00	145.00	0.625	-
8721600	●	-	-	-	16.000	0.62992	80.00	145.00	-	16.00
8721650	●	-	-	-	16.500	0.64961	83.00	150.00	-	18.00
660065617	●	21/32	-	-	16.669	0.65625	85.00	150.00	0.750	-
660066317	●	-	-	-	16.840	0.66299	85.00	150.00	-	18.00
8721700	●	-	-	-	17.000	0.66929	85.00	150.00	-	18.00
8721725	●	-	-	-	17.250	0.67913	87.00	155.00	-	18.00
660068717	●	11/16	-	-	17.463	0.68750	88.00	155.00	0.750	-
8721750	●	-	-	-	17.500	0.68898	88.00	155.00	-	18.00
660070317	●	45/64	-	-	17.859	0.70313	90.00	155.00	0.750	-
8721800	●	-	-	-	18.000	0.70866	90.00	155.00	-	18.00
660071817	●	23/32	-	-	18.256	0.71875	92.00	160.00	0.750	-
8721850	●	-	-	-	18.500	0.72835	93.00	160.00	-	20.00
8721900	●	-	-	-	19.000	0.74803	95.00	160.00	-	20.00
660075017	●	3/4	-	-	19.050	0.75000	95.00	160.00	0.750	-
8721925	●	-	-	-	19.250	0.75787	97.00	165.00	-	20.00
8721950	●	-	-	-	19.500	0.76772	98.00	165.00	-	20.00
8722000	●	-	-	-	20.000	0.78740	100.00	165.00	-	20.00

● Stocked ○ Available Upon Request; MOQ May Apply ▲ Globally Stocked



ABOUT OSG

DRILLING

THREADING

MILLING

HOLDERS

INDEX

P					M			K	N		S		H						
Steel					Stainless Steel			Cast Iron	Non-Ferrous		HRSA		Hardened Steel						
Carbon Steel			Alloy Steel	Die Steel					Aluminum		Nickel Alloy	Titanium							
Low	Medium	High			300	400	17-4 PH		6061	Casting			Inconel	6Al4V (30 HRC)	~35 HRC	35-45 HRC	45-50 HRC	50-70 HRC	
1010	1035	1065	4140	4340															
1018	1045																		

○ Good ● Best





A Brand ADO-TRS

Advanced Performance High Feed 3-Flute Carbide Drills

ABOUT OSG

DRILLING

THREADING

MILLING

HOLDERS

INDEX

List 6610

A BRAND ADO-TRS-5D



SPEED FEED
313

CARBIDE

EgiAs



3 FLUTE

JOBBER

30°

SHANK
h6

PACKED
1 PIECE



Cutting Diameter Tolerance (h8)		
Size (mm)	mm	inch
3 ≤ D ≤ 6	+0 / -0.018	+0 / -0.0007
6 < D ≤ 10	+0 / -0.022	+0 / -0.0009
10 < D ≤ 18	+0 / -0.027	+0 / -0.0011
18 < D ≤ 20	+0 / -0.033	+0 / -0.0013

EDP Number	Fractional Size	Wire Gage	Diameter (D)			Flute Length FL (mm)	Overall Length L (mm)	Shank Diameter	
			Letter Size	mm	Inch			d (in)	d (mm)
8722300	-	-	-	3.000	0.11811	27.00	78.00	-	3.00
661012517	1/8	-	-	3.175	0.12500	29.00	86.00	0.125	-
8722330	-	-	-	3.300	0.12992	30.00	86.00	-	4.00
8722350	-	-	-	3.500	0.13780	32.00	86.00	-	4.00
8722366	-	-	-	3.660	0.14409	33.00	86.00	-	4.00
661015617	5/32	-	-	3.969	0.15625	36.00	86.00	0.156	-
8722400	-	-	-	4.000	0.15748	36.00	86.00	-	4.00
661016117	-	20	-	4.089	0.16100	37.00	95.00	-	6.00
8722410	-	-	-	4.100	0.16142	37.00	95.00	-	6.00
8722420	-	-	-	4.200	0.16535	38.00	95.00	-	6.00
8722430	-	-	-	4.300	0.16929	39.00	95.00	-	6.00
661017217	11/64	-	-	4.366	0.17188	40.00	95.00	0.188	-
8722440	-	-	-	4.400	0.17323	40.00	95.00	-	6.00
8722450	-	-	-	4.500	0.17717	41.00	95.00	-	6.00
8722460	-	-	-	4.600	0.18110	42.00	95.00	-	6.00
8722470	-	-	-	4.700	0.18504	43.00	95.00	-	6.00
661018717	3/16	-	-	4.763	0.18750	43.00	95.00	0.188	-
8722480	-	-	-	4.800	0.18898	44.00	95.00	-	6.00
8722490	-	-	-	4.900	0.19291	45.00	95.00	-	6.00
8722500	-	-	-	5.000	0.19685	45.00	95.00	-	6.00
8722510	-	-	-	5.100	0.20079	41.00	100.00	-	6.00
661020317	13/64	-	-	5.159	0.20313	42.00	100.00	0.250	-
8722520	-	-	-	5.200	0.20472	42.00	100.00	-	6.00
8722530	-	-	-	5.300	0.20866	43.00	100.00	-	6.00
8722540	-	-	-	5.400	0.21260	44.00	100.00	-	6.00
661021317	-	3	-	5.410	0.21300	44.00	100.00	-	6.00
8722550	-	-	-	5.500	0.21654	44.00	100.00	-	6.00
661021817	7/32	-	-	5.556	0.21875	45.00	100.00	0.250	-
8722560	-	-	-	5.600	0.22047	45.00	100.00	-	6.00
8722570	-	-	-	5.700	0.22441	46.00	100.00	-	6.00
8722580	-	-	-	5.800	0.22835	47.00	100.00	-	6.00
8722590	-	-	-	5.900	0.23228	48.00	100.00	-	6.00
661023417	15/64	-	-	5.953	0.23438	48.00	100.00	0.250	-
8722600	-	-	-	6.000	0.23622	48.00	100.00	-	6.00
8722610	-	-	-	6.100	0.24016	49.00	109.00	-	8.00
8722620	-	-	-	6.200	0.24409	50.00	109.00	-	8.00
8722630	-	-	-	6.300	0.24803	51.00	109.00	-	8.00
661025017	1/4	-	E	6.350	0.25000	52.00	109.00	0.250	-
8722640	-	-	-	6.400	0.25197	52.00	109.00	-	8.00
8722650	-	-	-	6.500	0.25591	52.00	109.00	-	8.00
661025717	-	-	F	6.528	0.25700	53.00	109.00	-	8.00
8722660	-	-	-	6.600	0.25984	53.00	109.00	-	8.00
8722670	-	-	-	6.700	0.26378	54.00	109.00	-	8.00
661026517	17/64	-	-	6.747	0.26563	55.00	109.00	0.313	-
8722680	-	-	-	6.800	0.26772	55.00	109.00	-	8.00
8722690	-	-	-	6.900	0.27165	56.00	109.00	-	8.00
8722700	-	-	-	7.000	0.27559	56.00	109.00	-	8.00
8722710	-	-	-	7.100	0.27953	57.00	118.00	-	8.00
661028117	9/32	-	-	7.144	0.28125	58.00	118.00	0.313	-
8722720	-	-	-	7.200	0.28346	58.00	118.00	-	8.00
8722730	-	-	-	7.300	0.28740	59.00	118.00	-	8.00
8722738	-	-	-	7.380	0.29055	60.00	118.00	-	8.00
8722740	-	-	-	7.400	0.29134	60.00	118.00	-	8.00

● Stocked ○ Available Upon Request; MOQ May Apply ▲ Globally Stocked





List 6610 (Continued)

A BRAND ADO-TRS-5D



SPEED FEED
313

CARBIDE

EgiAs



3 FLUTE

JOBBER

30°

SHANK
h6

PACKED
1 PIECE

EDP Number		Diameter (D)					Flute Length	Overall Length	Shank Diameter	
		Fractional Size	Wire Gage	Letter Size	mm	Inch	FL (mm)	L (mm)	d (in)	d (mm)
8722750	●	-	-	-	7.500	0.29528	60.00	118.00	-	8.00
661029617	●	19/64	-	-	7.541	0.29688	60.00	118.00	0.313	-
8722760	●	-	-	-	7.600	0.29921	61.00	118.00	-	8.00
8722770	●	-	-	-	7.700	0.30315	62.00	118.00	-	8.00
8722780	●	-	-	-	7.800	0.30709	63.00	118.00	-	8.00
8722790	●	-	-	-	7.900	0.31102	64.00	118.00	-	8.00
661031217	●	5/16	-	-	7.938	0.31250	64.00	118.00	0.313	-
8722800	●	-	-	-	8.000	0.31496	64.00	118.00	-	8.00
8722810	●	-	-	-	8.100	0.31890	65.00	128.00	-	10.00
8722820	●	-	-	-	8.200	0.32283	66.00	128.00	-	10.00
8722830	●	-	-	-	8.300	0.32677	67.00	128.00	-	10.00
661032817	●	21/64	-	-	8.334	0.32813	67.00	128.00	0.375	-
8722840	●	-	-	-	8.400	0.33071	68.00	128.00	-	10.00
661033217	●	-	-	Q	8.433	0.33200	68.00	128.00	-	10.00
8722850	●	-	-	-	8.500	0.33465	68.00	128.00	-	10.00
8722860	●	-	-	-	8.600	0.33858	69.00	128.00	-	10.00
8722870	●	-	-	-	8.700	0.34252	70.00	128.00	-	10.00
661034317	●	11/32	-	-	8.731	0.34375	70.00	128.00	0.375	-
8722880	●	-	-	-	8.800	0.34646	71.00	128.00	-	10.00
8722890	●	-	-	-	8.900	0.35039	72.00	128.00	-	10.00
8722900	●	-	-	-	9.000	0.35433	72.00	128.00	-	10.00
8722910	●	-	-	-	9.100	0.35827	73.00	136.00	-	10.00
661035917	●	23/64	-	-	9.128	0.35938	73.00	136.00	0.375	-
8722920	●	-	-	-	9.200	0.36220	74.00	136.00	-	10.00
8722925	●	-	-	-	9.250	0.36417	74.00	136.00	-	10.00
8722930	●	-	-	-	9.300	0.36614	75.00	136.00	-	10.00
8722938	●	-	-	-	9.380	0.36929	76.00	136.00	-	10.00
8722940	●	-	-	-	9.400	0.37008	76.00	136.00	-	10.00
8722950	●	-	-	-	9.500	0.37402	76.00	136.00	-	10.00
661037517	●	3/8	-	-	9.525	0.37500	76.00	136.00	0.375	-
8722960	●	-	-	-	9.600	0.37795	77.00	136.00	-	10.00
8722970	●	-	-	-	9.700	0.38189	78.00	136.00	-	10.00
8722980	●	-	-	-	9.800	0.38583	79.00	136.00	-	10.00
8722990	●	-	-	-	9.900	0.38976	80.00	136.00	-	10.00
661039017	●	25/64	-	-	9.922	0.39063	80.00	136.00	0.438	-
8723000	●	-	-	-	10.000	0.39370	80.00	136.00	-	10.00
8723010	●	-	-	-	10.100	0.39764	81.00	146.00	-	12.00
8723020	●	-	-	-	10.200	0.40157	82.00	146.00	-	12.00
8723030	●	-	-	-	10.300	0.40551	83.00	146.00	-	12.00
661040617	●	13/32	-	-	10.319	0.40625	83.00	146.00	0.438	-
8723040	●	-	-	-	10.400	0.40945	84.00	146.00	-	12.00
8723050	●	-	-	-	10.500	0.41339	84.00	146.00	-	12.00
8723060	●	-	-	-	10.600	0.41732	85.00	146.00	-	12.00
8723070	●	-	-	-	10.700	0.42126	86.00	146.00	-	12.00
661042217	●	27/64	-	-	10.716	0.42188	86.00	146.00	0.438	-
8723080	●	-	-	-	10.800	0.42520	87.00	146.00	-	12.00
8723090	●	-	-	-	10.900	0.42913	88.00	146.00	-	12.00
8723100	●	-	-	-	11.000	0.43307	88.00	146.00	-	12.00
8723110	●	-	-	-	11.100	0.43701	89.00	156.00	-	12.00
661043717	●	7/16	-	-	11.113	0.43750	89.00	156.00	0.438	-

● Stocked ○ Available Upon Request; MOQ May Apply ▲ Globally Stocked



CONTINUED

P					M			K	N		S		H					
Steel					Stainless Steel			Cast Iron	Non-Ferrous		HRSA		Hardened Steel					
Carbon Steel			Alloy Steel	Die Steel	300	400	17-4 PH		Aluminum		Nickel Alloy	Titanium						
Low	Medium	High							6061	7075			Casting	Inconel	6Al4V	~35 HRC	35-45 HRC	45-50 HRC
1010	1035	1065	4140	4340														
1018	1045																	

○ Good ● Best





A Brand ADO-TRS

Advanced Performance High Feed 3-Flute Carbide Drills

ABOUT OSG

DRILLING

THREADING

MILLING

HOLDERS

INDEX

List 6610 (Continued)



SPEED FEED
313

CARBIDE

EgiAs



3 FLUTE

JOBBER

30°

SHANK
h6

PACKED
1 PIECE

A BRAND ADO-TRS-5D



Cutting Diameter Tolerance (h8)		
Size (mm)	mm	inch
3 ≤ D ≤ 6	+0 / -0.018	+0 / -0.0007
6 < D ≤ 10	+0 / -0.022	+0 / -0.0009
10 < D ≤ 18	+0 / -0.027	+0 / -0.0011
18 < D ≤ 20	+0 / -0.033	+0 / -0.0013

EDP Number	Fractional Size	Wire Gage	Diameter (D)			Flute Length FL (mm)	Overall Length L (mm)	Shank Diameter	
			Letter Size	mm	Inch			d (in)	d (mm)
8723120	-	-	-	11.200	0.44094	90.00	156.00	-	12.00
8723125	-	-	-	11.250	0.44291	90.00	156.00	-	12.00
8723130	-	-	-	11.300	0.44488	91.00	156.00	-	12.00
8723138	-	-	-	11.380	0.44803	92.00	156.00	-	12.00
8723140	-	-	-	11.400	0.44882	92.00	156.00	-	12.00
8723150	-	-	-	11.500	0.45276	92.00	156.00	-	12.00
661045317	29/64	-	-	11.509	0.45313	92.00	156.00	0.500	-
8723160	-	-	-	11.600	0.45669	93.00	156.00	-	12.00
8723170	-	-	-	11.700	0.46063	94.00	156.00	-	12.00
8723180	-	-	-	11.800	0.46457	95.00	156.00	-	12.00
8723190	-	-	-	11.900	0.46850	96.00	156.00	-	12.00
661046817	15/32	-	-	11.906	0.46875	96.00	156.00	0.500	-
8723200	-	-	-	12.000	0.47244	96.00	156.00	-	12.00
8723220	-	-	-	12.200	0.48031	98.00	167.00	-	14.00
661048417	31/64	-	-	12.303	0.48438	99.00	167.00	0.500	-
8723250	-	-	-	12.500	0.49213	100.00	167.00	-	14.00
8723260	-	-	-	12.600	0.49606	101.00	167.00	-	14.00
661050017	1/2	-	-	12.700	0.50000	102.00	167.00	0.500	-
8723300	-	-	-	13.000	0.51181	104.00	167.00	-	14.00
8723310	-	-	-	13.100	0.51575	105.00	176.00	-	14.00
8723325	-	-	-	13.250	0.52165	106.00	176.00	-	14.00
8723330	-	-	-	13.300	0.52362	107.00	176.00	-	14.00
8723338	-	-	-	13.380	0.52677	108.00	176.00	-	14.00
661053117	17/32	-	-	13.494	0.53125	108.00	176.00	0.625	-
8723350	-	-	-	13.500	0.53150	108.00	176.00	-	14.00
8723360	-	-	-	13.600	0.53543	109.00	176.00	-	14.00
8723380	-	-	-	13.800	0.54331	111.00	176.00	-	14.00
8723400	-	-	-	14.000	0.55118	112.00	176.00	-	14.00
8723410	-	-	-	14.100	0.55512	113.00	185.00	-	16.00
8723420	-	-	-	14.200	0.55906	114.00	185.00	-	16.00
661056217	9/16	-	-	14.288	0.56250	115.00	185.00	0.625	-
8723430	-	-	-	14.300	0.56299	115.00	185.00	-	16.00
8723450	-	-	-	14.500	0.57087	116.00	185.00	-	16.00
8723470	-	-	-	14.700	0.57874	118.00	185.00	-	16.00
8723500	-	-	-	15.000	0.59055	120.00	185.00	-	16.00
661059317	19/32	-	-	15.081	0.59375	121.00	193.00	0.625	-
8723510	-	-	-	15.100	0.59449	121.00	193.00	-	16.00
8723520	-	-	-	15.200	0.59843	122.00	193.00	-	16.00
8723530	-	-	-	15.300	0.60236	123.00	193.00	-	16.00
8723550	-	-	-	15.500	0.61024	124.00	193.00	-	16.00
661062517	5/8	-	-	15.875	0.62500	128.00	193.00	0.625	-
8723600	-	-	-	16.000	0.62992	128.00	193.00	-	16.00
661063317	-	-	-	16.100	0.63386	129.00	201.00	-	18.00
8723650	-	-	-	16.500	0.64961	132.00	201.00	-	18.00
661065617	21/32	-	-	16.669	0.65625	134.00	201.00	0.750	-
661066317	-	-	-	16.840	0.66299	135.00	201.00	-	18.00
8723700	-	-	-	17.000	0.66929	136.00	201.00	-	18.00
8723725	-	-	-	17.250	0.67913	138.00	209.00	-	18.00
661068717	11/16	-	-	17.463	0.68750	140.00	209.00	0.750	-
8723750	-	-	-	17.500	0.68898	140.00	209.00	-	18.00
661070317	45/64	-	-	17.859	0.70313	143.00	209.00	0.750	-
8723800	-	-	-	18.000	0.70866	144.00	209.00	-	18.00
661071817	23/32	-	-	18.256	0.71875	147.00	217.00	0.750	-

● Stocked ○ Available Upon Request; MOQ May Apply ▲ Globally Stocked





List 6610 (Continued)

A BRAND ADO-TRS-5D



SPEED FEED
313

CARBIDE

EgiAs



3 FLUTE

JOBBER

30°

SHANK
h6

PACKED
1 PIECE

EDP Number		Diameter (D)					Flute Length	Overall Length	Shank Diameter	
		Fractional Size	Wire Gage	Letter Size	mm	Inch	FL (mm)	L (mm)	d (in)	d (mm)
8723850	●	-	-	-	18.500	0.72835	148.00	217.00	-	20.00
8723900	●	-	-	-	19.000	0.74803	152.00	217.00	-	20.00
661075017	●	3/4	-	-	19.050	0.75000	154.00	217.00	0.750	-
8723925	●	-	-	-	19.250	0.75787	154.00	217.00	-	20.00
8723950	●	-	-	-	19.500	0.76772	156.00	225.00	-	20.00
8724000	●	-	-	-	20.000	0.78740	160.00	225.00	-	20.00

● Stocked ○ Available Upon Request; MOQ May Apply ▲ Globally Stocked



ABOUT OSG

DRILLING

THREADING

MILLING

HOLDERS

INDEX

P					M			K	N		S		H				
Steel					Stainless Steel			Cast Iron	Non-Ferrous		HRSA		Hardened Steel				
Carbon Steel			Alloy Steel	Die Steel					Aluminum		Nickel Alloy	Titanium					
Low	Medium	High			300	400	17-4 PH		6061 7075	Casting			Inconel	6Al4V (30 HRC)	~35 HRC	35-45 HRC	45-50 HRC
○	○	○	○	○		○	○	○		○		○	○	○	○	○	○

○ Good ○ Best





A Brand ADO-MICRO

Advanced Performance Carbide Micro Drills

ABOUT OSG

DRILLING

THREADING

MILLING

HOLDERS

INDEX

List 6501

A BRAND ADO-MICRO-2D



SPEED FEED
314

CARBIDE

IchAda



2 FLUTE


STUB

30°

SHANK
h6

PACKED
1 PIECE

Cutting Diameter Tolerance		
Size (mm)	mm	inch
0.7 ≤ D ≤ 2	+0.00004 / +0.0004	+0.001 / +0.010



EDP Number		Diameter (D)					Flute Length FL (mm)	Overall Length L (mm)	Shank Diameter d (mm)
		Fractional Size	Wire Gage	Letter Size	mm	Inch			
8732001	●	-	-	-	0.700	0.02756	4.20	47.00	3.00
8732002	●	-	-	-	0.750	0.02953	4.50	47.00	3.00
8732003	●	-	-	-	0.800	0.03150	4.80	50.00	3.00
8732004	●	-	-	-	0.850	0.03346	5.10	50.00	3.00
8732005	●	-	-	-	0.900	0.03543	5.40	50.00	3.00
8732006	●	-	-	-	0.950	0.03740	5.70	50.00	3.00
8732007	●	-	-	-	1.000	0.03937	6.00	53.00	3.00
8732008	●	-	-	-	1.100	0.04331	6.60	53.00	3.00
8732009	●	-	-	-	1.200	0.04724	7.20	53.00	3.00
8732010	●	-	-	-	1.300	0.05118	7.80	53.00	3.00
8732011	●	-	-	-	1.400	0.05512	8.40	53.00	3.00
8732012	●	-	-	-	1.500	0.05906	9.00	53.00	3.00
8732013	●	-	-	-	1.600	0.06299	9.60	53.00	3.00
8732014	●	-	-	-	1.700	0.06693	10.20	53.00	3.00
8732015	●	-	-	-	1.800	0.07087	10.80	53.00	3.00
8732016	●	-	-	-	1.900	0.07480	11.40	53.00	3.00
8732017	●	-	-	-	2.000	0.07874	12.00	58.00	3.00

● Stocked ○ Available Upon Request; MOQ May Apply ▲ Globally Stocked
 Note: Can be used as Pilot Drill for long type drills (ADO-MICRO 12D, 20D, and 30D).



P					M			K	N		S		H				
Steel					Stainless Steel			Cast Iron	Non-Ferrous		HRSA		Hardened Steel				
Carbon Steel			Alloy Steel	Die Steel	Aluminum		Nickel Alloy		Titanium								
Low	Medium	High			6061	7075				Casting	Inconel	6Al4V (30 HRC)	~35 HRC	35-45 HRC	45-50 HRC	50-70 HRC	
1010	1035	1065	4140	4340	300	400	17-4 PH		6061	7075	Casting	Inconel	6Al4V (30 HRC)	~35 HRC	35-45 HRC	45-50 HRC	50-70 HRC
○	○	○	○	○	○	○	○	○	○	○	○	○	○	○	○	○	○

○ Good ○ Best





List 6502

A BRAND ADO-MICRO-5D



SPEED FEED	314
------------	-----

CARBIDE

IchAda



2 FLUTE


JOBBER

30°

SHANK h6

PACKED 1 PIECE

Cutting Diameter Tolerance		
Size (mm)	mm	inch
0.7 ≤ D ≤ 2	+0 / -0.009	+0 / -0.0004



X Thinning

EDP Number		Diameter (D)					Flute Length FL (mm)	Overall Length L (mm)	Shank Diameter d (mm)
		Fractional Size	Wire Gage	Letter Size	mm	Inch			
8732018	●	-	-	-	0.700	0.02756	7.00	47.00	3.00
8732019	●	-	-	-	0.750	0.02953	7.50	47.00	3.00
8732020	●	-	-	-	0.800	0.03150	8.00	50.00	3.00
8732021	●	-	-	-	0.850	0.03346	8.50	50.00	3.00
8732022	●	-	-	-	0.900	0.03543	9.00	50.00	3.00
8732023	●	-	-	-	0.950	0.03740	9.50	50.00	3.00
8732024	●	-	-	-	1.000	0.03937	10.00	55.00	3.00
8732025	●	-	-	-	1.100	0.04331	11.00	55.00	3.00
8732026	●	-	-	-	1.200	0.04724	12.00	60.00	3.00
8732027	●	-	-	-	1.300	0.05118	13.00	60.00	3.00
8732028	●	-	-	-	1.400	0.05512	14.00	60.00	3.00
8732029	●	-	-	-	1.500	0.05906	15.00	60.00	3.00
8732030	●	-	-	-	1.600	0.06299	16.00	60.00	3.00
8732031	●	-	-	-	1.700	0.06693	17.00	60.00	3.00
8732032	●	-	-	-	1.800	0.07087	18.00	65.00	3.00
8732033	●	-	-	-	1.900	0.07480	19.00	65.00	3.00
8732034	●	-	-	-	2.000	0.07874	20.00	65.00	3.00

● Stocked ○ Available Upon Request; MOQ May Apply ▲ Globally Stocked



ABOUT OSG

DRILLING

THREADING

MILLING

HOLDERS

INDEX

P					M			K	N		S		H			
Steel					Stainless Steel			Cast Iron	Non-Ferrous		HRSA		Hardened Steel			
Carbon Steel			Alloy Steel	Die Steel	Aluminum		Nickel Alloy		Titanium	Hardened Steel						
Low	Medium	High			6061	7075				Casting	Inconel	6Al4V (30 HRC)	~35 HRC	35-45 HRC	45-50 HRC	50-70 HRC
1010	1035	1065	4140	4340	300	400	17-4 PH	6061	7075	Casting	Inconel	6Al4V (30 HRC)	~35 HRC	35-45 HRC	45-50 HRC	50-70 HRC
○	○	○	○	○	○	○	○	○	○	○	○	○	○	○	○	○

○ Good ○ Best





A Brand ADO-MICRO

Advanced Performance Carbide Micro Drills

ABOUT OSG

DRILLING

THREADING

MILLING

HOLDERS

INDEX

List 6503

A BRAND ADO-MICRO-12D



SPEED FEED
315

CARBIDE

IchAda



2 FLUTE

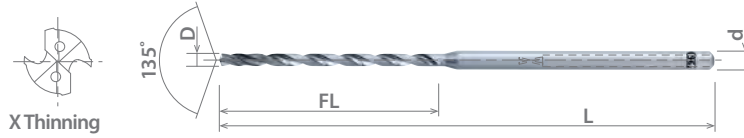
TAPER

30°

SHANK
h6

PACKED
1 PIECE

Cutting Diameter Tolerance		
Size (mm)	mm	inch
1 ≤ D ≤ 2	+0 / -0.009	+0 / -0.0004



EDP Number		Diameter (D)					Flute Length	Overall Length	Shank Diameter
		Fractional Size	Wire Gage	Letter Size	mm	Inch	FL (mm)	L (mm)	d (mm)
8732035	●	-	-	-	1.000	0.03937	17.00	60.00	3.00
8732036	●	-	-	-	1.100	0.04331	18.70	65.00	3.00
8732037	●	-	-	-	1.200	0.04724	20.40	65.00	3.00
8732038	●	-	-	-	1.300	0.05118	22.10	65.00	3.00
8732039	●	-	-	-	1.400	0.05512	23.80	70.00	3.00
8732040	●	-	-	-	1.500	0.05906	25.50	70.00	3.00
8732041	●	-	-	-	1.600	0.06299	27.20	70.00	3.00
8732042	●	-	-	-	1.700	0.06693	28.90	73.00	3.00
8732043	●	-	-	-	1.800	0.07087	30.60	73.00	3.00
8732044	●	-	-	-	1.900	0.07480	32.30	73.00	3.00
8732045	●	-	-	-	2.000	0.07874	34.00	77.00	3.00

● Stocked ○ Available Upon Request; MOQ May Apply ▲ Globally Stocked
 Note: ADO-MICRO 2D is the recommended pilot hole drill.



P					M			K	N		S		H					
Steel					Stainless Steel			Cast Iron	Non-Ferrous		HRSA		Hardened Steel					
Carbon Steel			Alloy Steel	Die Steel	Aluminum		Nickel Alloy		Titanium	Hardened Steel								
Low	Medium	High			6061	7075				Casting	Inconel	6Al4V (30 HRC)	~35 HRC	35-45 HRC	45-50 HRC	50-70 HRC		
1010	1035	1045	1065	4140	4340	300	400	17-4 PH	6061	7075	Casting	Inconel	6Al4V (30 HRC)	~35 HRC	35-45 HRC	45-50 HRC	50-70 HRC	
○	○	○	○	○	○	○	○	○	○	○	○	○	○	○	○	○	○	○

○ Good ○ Best





List 6504

A BRAND ADO-MICRO-20D



SPEED FEED
315

CARBIDE

IchAda

2 FLUTE


TAPER

30°

SHANK
h6

PACKED
1 PIECE

Cutting Diameter Tolerance		
Size (mm)	mm	inch
1 ≤ D ≤ 2	+0 / -0.009	+0 / -0.0004



EDP Number		Diameter (D)					Flute Length FL (mm)	Overall Length L (mm)	Shank Diameter d (mm)
		Fractional Size	Wire Gage	Letter Size	mm	Inch			
8732046	●	-	-	-	1.000	0.03937	24.00	68.00	3.00
8732047	●	-	-	-	1.100	0.04331	26.40	75.00	3.00
8732048	●	-	-	-	1.200	0.04724	28.80	75.00	3.00
8732049	●	-	-	-	1.300	0.05118	31.20	75.00	3.00
8732050	●	-	-	-	1.400	0.05512	33.60	81.00	3.00
8732051	●	-	-	-	1.500	0.05906	36.00	81.00	3.00
8732052	●	-	-	-	1.600	0.06299	38.40	81.00	3.00
8732053	●	-	-	-	1.700	0.06693	40.80	88.00	3.00
8732054	●	-	-	-	1.800	0.07087	43.20	88.00	3.00
8732055	●	-	-	-	1.900	0.07480	45.60	88.00	3.00
8732056	●	-	-	-	2.000	0.07874	48.00	95.00	3.00

● Stocked ○ Available Upon Request; MOQ May Apply ▲ Globally Stocked
Note: ADO-MICRO 2D is the recommended pilot hole drill.



ABOUT OSG

DRILLING

THREADING

MILLING

HOLDERS

INDEX

P					M			K	N		S		H					
Steel					Stainless Steel			Cast Iron	Non-Ferrous		HRSA		Hardened Steel					
Carbon Steel			Alloy Steel	Die Steel					Aluminum		Nickel Alloy	Titanium						
Low	Medium	High			300	400	17-4 PH		6061 7075	Casting			Inconel	6Al4V (30 HRC)	~35 HRC	35-45 HRC	45-50 HRC	50-70 HRC
1010	1035	1065	4140	4340	○	○	○	○	○	○	○	○	○	○	○	○	○	○
1018	1045				○	○	○	○	○	○	○	○	○	○	○	○	○	○

○ Good ○ Best





A Brand ADO-MICRO

Advanced Performance Carbide Micro Drills

ABOUT OSG

DRILLING

THREADING

MILLING

HOLDERS

INDEX

List 6505

A BRAND ADO-MICRO-30D



SPEED FEED
315

CARBIDE

IchAda



2 FLUTE

TAPER

30°

SHANK
h6

PACKED
1 PIECE

Cutting Diameter Tolerance		
Size (mm)	mm	inch
1 ≤ D ≤ 2	+0 / -0.009	+0 / -0.0004



EDP Number		Diameter (D)					Flute Length	Overall Length	Shank Diameter
		Fractional Size	Wire Gage	Letter Size	mm	Inch	FL (mm)	L (mm)	d (mm)
8732057	●	-	-	-	1.000	0.03937	34.00	77.00	3.00
8732058	●	-	-	-	1.100	0.04331	37.40	86.00	3.00
8732059	●	-	-	-	1.200	0.04724	40.80	86.00	3.00
8732060	●	-	-	-	1.300	0.05118	44.20	86.00	3.00
8732061	●	-	-	-	1.400	0.05512	47.60	95.00	3.00
8732062	●	-	-	-	1.500	0.05906	51.00	95.00	3.00
8732063	●	-	-	-	1.600	0.06299	54.40	101.00	3.00
8732064	●	-	-	-	1.700	0.06693	57.80	101.00	3.00
8732065	●	-	-	-	1.800	0.07087	61.20	107.00	3.00
8732066	●	-	-	-	1.900	0.07480	64.60	107.00	3.00
8732067	●	-	-	-	2.000	0.07874	68.00	112.00	3.00

● Stocked ○ Available Upon Request; MOQ May Apply ▲ Globally Stocked
 Note: ADO-MICRO 2D is the recommended pilot hole drill.



P					M			K	N		S		H					
Steel					Stainless Steel			Cast Iron	Non-Ferrous		HRSA		Hardened Steel					
Carbon Steel			Alloy Steel	Die Steel					Aluminum		Nickel Alloy	Titanium						
Low	Medium	High			300	400	17-4 PH		6061 7075	Casting			Inconel	6Al4V (30 HRC)	~35 HRC	35-45 HRC	45-50 HRC	50-70 HRC
1010	1035	1065	4140	4340	○	○	○	○	○	○	○	○	○	○	○	○	○	○
1018	1045				○	○	○	○	○	○	○	○	○	○	○	○	○	○

○ Good ○ Best



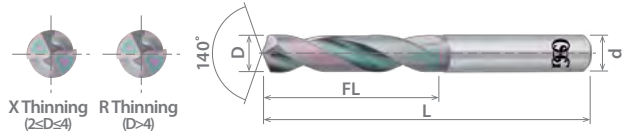


List 6300

A BRAND AD-2D



SPEED FEED 316	CARBIDE	EgiAs	2 FLUTE	STUB	30°	SHANK h6	PACKED 1 PIECE
--------------------------	----------------	--------------	----------------	-------------	------------	--------------------	--------------------------



Cutting Diameter Tolerance (h8)		
Size (mm)	mm	inch
2 ≤ D ≤ 3	+0 / -0.014	+0 / -0.0006
3 < D ≤ 6	+0 / -0.018	+0 / -0.0007
6 < D ≤ 10	+0 / -0.022	+0 / -0.0009
10 < D ≤ 18	+0 / -0.027	+0 / -0.0011
18 < D ≤ 20	+0 / -0.033	+0 / -0.0013

EDP Number	●	Diameter (D)					Flute Length FL (mm)	Overall Length L (mm)	Shank Diameter	
		Fractional Size	Wire Gage	Letter Size	mm	Inch			d (in)	d (mm)
8670200	●	-	-	-	2.000	0.07874	14.00	62.00	-	4.00
8670210	●	-	-	-	2.100	0.08268	14.00	62.00	-	4.00
8670220	●	-	-	-	2.200	0.08661	14.00	62.00	-	4.00
8670230	●	-	-	-	2.300	0.09055	14.00	62.00	-	4.00
8670240	●	-	-	-	2.400	0.09449	14.00	62.00	-	4.00
8670250	●	-	-	-	2.500	0.09843	14.00	62.00	-	4.00
8670260	●	-	-	-	2.600	0.10236	14.00	62.00	-	4.00
8670270	●	-	-	-	2.700	0.10630	14.00	62.00	-	4.00
8670280	●	-	-	-	2.800	0.11024	14.00	62.00	-	4.00
8670290	●	-	-	-	2.900	0.11417	14.00	62.00	-	4.00
8670300	●	-	-	-	3.000	0.11811	20.00	66.00	-	4.00
8670310	●	-	-	-	3.100	0.12205	20.00	66.00	-	4.00
630012311	●	1/8	-	-	3.175	0.12500	20.00	66.00	0.125	-
8670320	●	-	-	-	3.200	0.12598	20.00	66.00	-	4.00
8670330	●	-	-	-	3.300	0.12992	20.00	66.00	-	4.00
8670340	●	-	-	-	3.400	0.13386	20.00	66.00	-	4.00
8670350	●	-	-	-	3.500	0.13780	20.00	66.00	-	4.00
8670360	●	-	-	-	3.600	0.14173	20.00	66.00	-	4.00
8670370	●	-	-	-	3.700	0.14567	20.00	66.00	-	4.00
8670380	●	-	-	-	3.800	0.14961	24.00	66.00	-	4.00
8670390	●	-	-	-	3.900	0.15354	24.00	66.00	-	4.00
630015511	●	5/32	-	-	3.969	0.15625	24.00	66.00	0.188	-
8670400	●	-	-	-	4.000	0.15748	24.00	66.00	-	4.00
630016111	●	-	20	-	4.089	0.16100	24.00	66.00	-	6.00
8670410	●	-	-	-	4.100	0.16142	24.00	66.00	-	6.00
8670420	●	-	-	-	4.200	0.16535	24.00	66.00	-	6.00
8670430	●	-	-	-	4.300	0.16929	24.00	66.00	-	6.00
630017111	●	11/64	-	-	4.366	0.17188	24.00	66.00	0.188	-
8670440	●	-	-	-	4.400	0.17323	24.00	66.00	-	6.00
8670450	●	-	-	-	4.500	0.17717	24.00	66.00	-	6.00
8670460	●	-	-	-	4.600	0.18110	24.00	66.00	-	6.00
8670470	●	-	-	-	4.700	0.18504	24.00	66.00	-	6.00
630018611	●	3/16	-	-	4.763	0.18750	28.00	66.00	0.188	-
8670480	●	-	-	-	4.800	0.18898	28.00	66.00	-	6.00
8670490	●	-	-	-	4.900	0.19291	28.00	66.00	-	6.00
8670500	●	-	-	-	5.000	0.19685	28.00	66.00	-	6.00
8670510	●	-	-	-	5.100	0.20079	28.00	66.00	-	6.00
630020211	●	13/64	-	-	5.159	0.20313	28.00	66.00	0.250	-
8670520	●	-	-	-	5.200	0.20472	28.00	66.00	-	6.00
8670530	●	-	-	-	5.300	0.20866	28.00	66.00	-	6.00
8670540	●	-	-	-	5.400	0.21260	28.00	66.00	-	6.00
630021311	●	-	3	-	5.410	0.21300	28.00	66.00	-	6.00
8670550	●	-	-	-	5.500	0.21654	28.00	66.00	-	6.00

● Stocked ○ Available Upon Request; MOQ May Apply ▲ Globally Stocked



CONTINUED

P					M			K	N		S		H			
Steel					Stainless Steel			Cast Iron	Non-Ferrous		HRSA		Hardened Steel			
Carbon Steel			Alloy Steel	Die Steel	300	400	17-4 PH		Aluminum		Nickel Alloy	Titanium				
Low	Medium	High							6061	Casting			Inconel	6Al4V (30 HRC)	~35 HRC	35-45 HRC
1010	1035	1065	4140	4340				7075								
○	○	○	○	○				○					○			

○ Good ○ Best





List 6300 (Continued)



SPEED FEED
316

CARBIDE

EgiAs

2 FLUTE

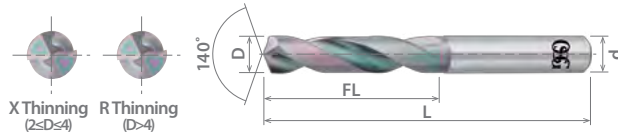
STUB

30°

SHANK
h6

PACKED
1 PIECE

A BRAND AD-2D



Cutting Diameter Tolerance (h8)		
Size (mm)	mm	inch
2 ≤ D ≤ 3	+0 / -0.014	+0 / -0.0006
3 < D ≤ 6	+0 / -0.018	+0 / -0.0007
6 < D ≤ 10	+0 / -0.022	+0 / -0.0009
10 < D ≤ 18	+0 / -0.027	+0 / -0.0011
18 < D ≤ 20	+0 / -0.033	+0 / -0.0013

ABOUT OSG

DRILLING

THREADING

MILLING

HOLDERS

INDEX

EDP Number		Diameter (D)					Flute Length FL (mm)	Overall Length L (mm)	Shank Diameter	
		Fractional Size	Wire Gage	Letter Size	mm	Inch			d (in)	d (mm)
630021711	●	7/32	-	-	5.556	0.21875	28.00	66.00	0.250	-
8670560	●●	-	-	-	5.600	0.22047	28.00	66.00	-	6.00
8670570	●●	-	-	-	5.700	0.22441	28.00	66.00	-	6.00
8670580	●●	-	-	-	5.800	0.22835	28.00	66.00	-	6.00
8670590	●●	-	-	-	5.900	0.23228	28.00	66.00	-	6.00
630023311	●●	15/64	-	-	5.953	0.23438	28.00	66.00	0.250	-
8670600	●●	-	-	-	6.000	0.23622	28.00	66.00	-	6.00
8670610	●●	-	-	-	6.100	0.24016	34.00	79.00	-	8.00
8670620	●●	-	-	-	6.200	0.24409	34.00	79.00	-	8.00
8670630	●●	-	-	-	6.300	0.24803	34.00	79.00	-	8.00
630024911	●●	1/4	-	E	6.350	0.25000	34.00	79.00	0.250	-
8670640	●●	-	-	-	6.400	0.25197	34.00	79.00	-	8.00
8670650	●●	-	-	-	6.500	0.25591	34.00	79.00	-	8.00
630025711	●●	-	-	F	6.528	0.25700	34.00	79.00	-	8.00
8670660	●●	-	-	-	6.600	0.25984	34.00	79.00	-	8.00
8670670	●●	-	-	-	6.700	0.26378	34.00	79.00	-	8.00
630026411	●●	17/64	-	-	6.747	0.26563	34.00	79.00	0.313	-
8670680	●●	-	-	-	6.800	0.26772	34.00	79.00	-	8.00
8670690	●●	-	-	-	6.900	0.27165	34.00	79.00	-	8.00
8670700	●●	-	-	-	7.000	0.27559	34.00	79.00	-	8.00
8670710	●●	-	-	-	7.100	0.27953	41.00	79.00	-	8.00
630028011	●●	9/32	-	-	7.144	0.28125	41.00	79.00	0.313	-
8670720	●●	-	-	-	7.200	0.28346	41.00	79.00	-	8.00
8670730	●●	-	-	-	7.300	0.28740	41.00	79.00	-	8.00
8670740	●●	-	-	-	7.400	0.29134	41.00	79.00	-	8.00
8670750	●●	-	-	-	7.500	0.29528	41.00	79.00	-	8.00
630029511	●●	19/64	-	-	7.541	0.29688	41.00	79.00	0.313	-
8670760	●●	-	-	-	7.600	0.29921	41.00	79.00	-	8.00
8670770	●●	-	-	-	7.700	0.30315	41.00	79.00	-	8.00
8670780	●●	-	-	-	7.800	0.30709	41.00	79.00	-	8.00
8670790	●●	-	-	-	7.900	0.31102	41.00	79.00	-	8.00
630031111	●●	5/16	-	-	7.938	0.31250	41.00	79.00	0.313	-
8670800	●●	-	-	-	8.000	0.31496	41.00	79.00	-	8.00
8670810	●●	-	-	-	8.100	0.31890	47.00	89.00	-	10.00
8670820	●●	-	-	-	8.200	0.32283	47.00	89.00	-	10.00
8670830	●●	-	-	-	8.300	0.32677	47.00	89.00	-	10.00
630032711	●●	21/64	-	-	8.334	0.32813	47.00	89.00	0.375	-
8670840	●●	-	-	-	8.400	0.33071	47.00	89.00	-	10.00
630033111	●●	-	-	Q	8.433	0.33200	47.00	89.00	-	10.00
8670850	●●	-	-	-	8.500	0.33465	47.00	89.00	-	10.00
8670860	●●	-	-	-	8.600	0.33858	47.00	89.00	-	10.00
8670870	●●	-	-	-	8.700	0.34252	47.00	89.00	-	10.00
630034211	●●	11/32	-	-	8.731	0.34375	47.00	89.00	0.375	-
8670880	●●	-	-	-	8.800	0.34646	47.00	89.00	-	10.00
8670890	●●	-	-	-	8.900	0.35039	47.00	89.00	-	10.00
8670900	●●	-	-	-	9.000	0.35433	47.00	89.00	-	10.00
8670910	●●	-	-	-	9.100	0.35827	47.00	89.00	-	10.00
630035811	●●	23/64	-	-	9.128	0.35938	47.00	89.00	0.375	-
8670920	●●	-	-	-	9.200	0.36220	47.00	89.00	-	10.00
8670930	●●	-	-	-	9.300	0.36614	47.00	89.00	-	10.00
8670940	●●	-	-	-	9.400	0.37008	47.00	89.00	-	10.00
8670950	●●	-	-	-	9.500	0.37402	47.00	89.00	-	10.00

● Stocked ○ Available Upon Request; MOQ May Apply ▲ Globally Stocked





List 6300 (Continued)

A BRAND AD-2D



SPEED FEED 316	CARBIDE	EgiAs	2 FLUTE	STUB	30°	SHANK h6	PACKED 1 PIECE
--------------------------	----------------	--------------	----------------	-------------	------------	--------------------	--------------------------

EDP Number		Diameter (D)					Flute Length	Overall Length	Shank Diameter	
		Fractional Size	Wire Gage	Letter Size	mm	Inch	FL (mm)	L (mm)	d (in)	d (mm)
630037411	●	3/8	-	-	9.525	0.37500	47.00	89.00	0.375	-
8670960	●	-	-	-	9.600	0.37795	47.00	89.00	-	10.00
8670970	●	-	-	-	9.700	0.38189	47.00	89.00	-	10.00
8670980	●	-	-	-	9.800	0.38583	47.00	89.00	-	10.00
8670990	●	-	-	-	9.900	0.38976	47.00	89.00	-	10.00
630038911	●	25/64	-	-	9.922	0.39063	47.00	89.00	0.438	-
8671000	●	-	-	-	10.000	0.39370	47.00	89.00	-	10.00
8671010	●	-	-	-	10.100	0.39764	55.00	102.00	-	12.00
8671020	●	-	-	-	10.200	0.40157	55.00	102.00	-	12.00
8671030	●	-	-	-	10.300	0.40551	55.00	102.00	-	12.00
630040511	●	13/32	-	-	10.319	0.40625	55.00	102.00	0.438	-
8671040	●	-	-	-	10.400	0.40945	55.00	102.00	-	12.00
8671050	●	-	-	-	10.500	0.41339	55.00	102.00	-	12.00
8671060	●	-	-	-	10.600	0.41732	55.00	102.00	-	12.00
8671070	●	-	-	-	10.700	0.42126	55.00	102.00	-	12.00
630042111	●	27/64	-	-	10.716	0.42188	55.00	102.00	0.438	-
8671080	●	-	-	-	10.800	0.42520	55.00	102.00	-	12.00
8671090	●	-	-	-	10.900	0.42913	55.00	102.00	-	12.00
8671100	●	-	-	-	11.000	0.43307	55.00	102.00	-	12.00
8671110	●	-	-	-	11.100	0.43701	55.00	102.00	-	12.00
630043711	●	7/16	-	-	11.113	0.43750	55.00	102.00	0.438	-
8671120	●	-	-	-	11.200	0.44094	55.00	102.00	-	12.00
8671130	●	-	-	-	11.300	0.44488	55.00	102.00	-	12.00
8671140	●	-	-	-	11.400	0.44882	55.00	102.00	-	12.00
8671150	●	-	-	-	11.500	0.45276	55.00	102.00	-	12.00
630045211	●	29/64	-	-	11.509	0.45313	55.00	102.00	0.500	-
8671160	●	-	-	-	11.600	0.45669	55.00	102.00	-	12.00
8671170	●	-	-	-	11.700	0.46063	55.00	102.00	-	12.00
8671180	●	-	-	-	11.800	0.46457	55.00	102.00	-	12.00
8671190	●	-	-	-	11.900	0.46850	55.00	102.00	-	12.00
630046811	●	15/32	-	-	11.906	0.46875	55.00	102.00	0.500	-
8671200	●	-	-	-	12.000	0.47244	55.00	102.00	-	12.00
630047611	●	-	-	-	12.100	0.47638	60.00	107.00	-	14.00
630048011	●	-	-	-	12.200	0.48031	60.00	107.00	-	14.00
630048311	●	31/64	-	-	12.303	0.48438	60.00	107.00	0.500	-
630048811	●	-	-	-	12.400	0.48819	60.00	107.00	-	14.00
630049211	●	-	-	-	12.500	0.49213	60.00	107.00	-	14.00
630049611	●	-	-	-	12.600	0.49606	60.00	107.00	-	14.00
630049911	●	1/2	-	-	12.700	0.50000	60.00	107.00	0.500	-
630050311	●	-	-	-	12.800	0.50394	60.00	107.00	-	14.00
630050711	●	-	-	-	12.900	0.50787	60.00	107.00	-	14.00
630051111	●	-	-	-	13.000	0.51181	60.00	107.00	-	14.00
630051411	●	33/64	-	-	13.097	0.51563	60.00	107.00	0.625	-
630051911	●	-	-	-	13.200	0.51969	60.00	107.00	-	14.00
630052311	●	-	-	-	13.300	0.52362	60.00	107.00	-	14.00
630052711	●	-	-	-	13.400	0.52756	60.00	107.00	-	14.00
630053211	●	-	-	-	13.500	0.53150	60.00	107.00	-	14.00
630055111	●	-	-	-	14.000	0.55118	60.00	107.00	-	14.00
630056111	●	9/16	-	-	14.288	0.56250	65.00	115.00	0.625	-

● Stocked ○ Available Upon Request; MOQ May Apply ▲ Globally Stocked



CONTINUED

P					M			K	N		S		H			
Steel					Stainless Steel			Cast Iron	Non-Ferrous		HRSA		Hardened Steel			
Carbon Steel			Alloy Steel	Die Steel	300	400	17-4 PH		Aluminum		Nickel Alloy	Titanium				
Low	Medium	High							6061	Casting			Inconel	6Al4V	~35 HRC	35-45 HRC
1010	1035	1065	4140	4340				7075			(30 HRC)					
○	○	○	○	○				○					○			

○ Good ○ Best





A Brand AD

Advanced Performance Carbide Drills

ABOUT OSG

DRILLING

THREADING

MILLING

HOLDERS

INDEX

List 6300 (Continued)



SPEED FEED
316

CARBIDE

EgiAs

2 FLUTE

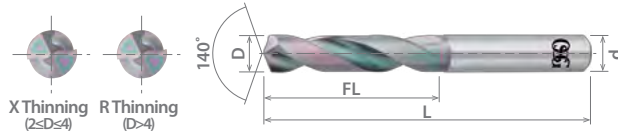
STUB

30°

SHANK
h6

PACKED
1 PIECE

A BRAND AD-2D



Cutting Diameter Tolerance (h8)		
Size (mm)	mm	inch
2 ≤ D ≤ 3	+0 / -0.014	+0 / -0.0006
3 < D ≤ 6	+0 / -0.018	+0 / -0.0007
6 < D ≤ 10	+0 / -0.022	+0 / -0.0009
10 < D ≤ 18	+0 / -0.027	+0 / -0.0011
18 < D ≤ 20	+0 / -0.033	+0 / -0.0013

EDP Number		Diameter (D)					Flute Length	Overall Length	Shank Diameter	
		Fractional Size	Wire Gage	Letter Size	mm	Inch	FL (mm)	L (mm)	d (in)	d (mm)
630057011	●	-	-	-	14.500	0.57087	65.00	115.00	-	16.00
630059011	●	-	-	-	15.000	0.59055	65.00	115.00	-	16.00
630061011	●	-	-	-	15.500	0.61024	65.00	115.00	-	16.00
630062311	●	5/8	-	-	15.875	0.62500	65.00	115.00	0.625	-
630062911	●	-	-	-	16.000	0.62992	65.00	115.00	-	16.00
630064911	●	-	-	-	16.500	0.64961	73.00	123.00	-	18.00
630066911	●	-	-	-	17.000	0.66929	73.00	123.00	-	18.00
630068911	●	-	-	-	17.500	0.68898	73.00	123.00	-	18.00
630070811	●	-	-	-	18.000	0.70866	73.00	123.00	-	18.00
630072811	●	-	-	-	18.500	0.72835	79.00	131.00	-	20.00
630074811	●	-	-	-	19.000	0.74803	79.00	131.00	-	20.00
630074911	●	3/4	-	-	19.050	0.75000	79.00	131.00	0.750	-
630076711	●	-	-	-	19.500	0.76772	79.00	131.00	-	20.00
630078711	●	-	-	-	20.000	0.78740	79.00	131.00	-	20.00

● Stocked ○ Available Upon Request; MOQ May Apply ▲ Globally Stocked



P					M			K	N		S		H			
Steel					Stainless Steel			Cast Iron	Non-Ferrous		HRSA		Hardened Steel			
Carbon Steel			Alloy Steel	Die Steel					Aluminum		Nickel Alloy	Titanium				
Low	Medium	High			300	400	17-4 PH		6061 7075	Casting			Inconel	6Al4V (30 HRC)	~35 HRC	35-45 HRC
○	○	○	○	○			○					○				

○ Good ○ Best

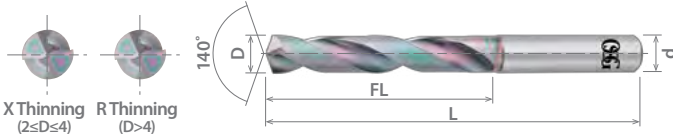


List 6310

A BRAND AD-4D



SPEED FEED 316	CARBIDE	EgiAs	2 FLUTE	JOBBER	30°	SHANK h6	PACKED 1 PIECE
-------------------	---------	-------	---------	--------	-----	-------------	-------------------



Cutting Diameter Tolerance (h8)		
Size (mm)	mm	inch
2 ≤ D ≤ 3	+0 / -0.014	+0 / -0.0006
3 < D ≤ 6	+0 / -0.018	+0 / -0.0007
6 < D ≤ 10	+0 / -0.022	+0 / -0.0009
10 < D ≤ 18	+0 / -0.027	+0 / -0.0011
18 < D ≤ 20	+0 / -0.033	+0 / -0.0013

EDP Number		Diameter (D)					Flute Length FL (mm)	Overall Length L (mm)	Shank Diameter	
		Fractional Size	Wire Gage	Letter Size	mm	Inch			d (in)	d (mm)
8672200	●	-	-	-	2.000	0.07874	20.00	66.00	-	4.00
8672210	●	-	-	-	2.100	0.08268	20.00	66.00	-	4.00
8672220	●	-	-	-	2.200	0.08661	20.00	66.00	-	4.00
8672230	●	-	-	-	2.300	0.09055	20.00	66.00	-	4.00
8672240	●	-	-	-	2.400	0.09449	20.00	66.00	-	4.00
8672250	●	-	-	-	2.500	0.09843	20.00	66.00	-	4.00
8672260	●	-	-	-	2.600	0.10236	20.00	66.00	-	4.00
8672270	●	-	-	-	2.700	0.10630	20.00	66.00	-	4.00
8672280	●	-	-	-	2.800	0.11024	20.00	66.00	-	4.00
8672290	●	-	-	-	2.900	0.11417	20.00	66.00	-	4.00
8672300	●	-	-	-	3.000	0.11811	28.00	74.00	-	4.00
8672310	●	-	-	-	3.100	0.12205	28.00	74.00	-	4.00
631012311	●	1/8	-	-	3.175	0.12500	28.00	74.00	0.125	-
8672320	●	-	-	-	3.200	0.12598	28.00	74.00	-	4.00
8672330	●	-	-	-	3.300	0.12992	28.00	74.00	-	4.00
8672340	●	-	-	-	3.400	0.13386	28.00	74.00	-	4.00
8672350	●	-	-	-	3.500	0.13780	28.00	74.00	-	4.00
8672360	●	-	-	-	3.600	0.14173	28.00	74.00	-	4.00
8672370	●	-	-	-	3.700	0.14567	28.00	74.00	-	4.00
8672380	●	-	-	-	3.800	0.14961	36.00	74.00	-	4.00
8672390	●	-	-	-	3.900	0.15354	36.00	74.00	-	4.00
631015511	●	5/32	-	-	3.969	0.15625	36.00	74.00	0.188	-
8672400	●	-	-	-	4.000	0.15748	36.00	74.00	-	4.00
631016111	●	-	20	-	4.089	0.16100	36.00	74.00	-	6.00
8672410	●	-	-	-	4.100	0.16142	36.00	74.00	-	6.00
8672420	●	-	-	-	4.200	0.16535	36.00	74.00	-	6.00
8672430	●	-	-	-	4.300	0.16929	36.00	74.00	-	6.00
631017111	●	11/64	-	-	4.366	0.17188	36.00	74.00	0.188	-
8672440	●	-	-	-	4.400	0.17323	36.00	74.00	-	6.00
8672450	●	-	-	-	4.500	0.17717	36.00	74.00	-	6.00
8672460	●	-	-	-	4.600	0.18110	36.00	74.00	-	6.00
8672470	●	-	-	-	4.700	0.18504	36.00	74.00	-	6.00
631018611	●	3/16	-	-	4.763	0.18750	44.00	82.00	0.188	-
8672480	●	-	-	-	4.800	0.18898	44.00	82.00	-	6.00
8672490	●	-	-	-	4.900	0.19291	44.00	82.00	-	6.00
8672500	●	-	-	-	5.000	0.19685	44.00	82.00	-	6.00
8672510	●	-	-	-	5.100	0.20079	44.00	82.00	-	6.00
631020211	●	13/64	-	-	5.159	0.20313	44.00	82.00	0.250	-
8672520	●	-	-	-	5.200	0.20472	44.00	82.00	-	6.00
8672530	●	-	-	-	5.300	0.20866	44.00	82.00	-	6.00
8672540	●	-	-	-	5.400	0.21260	44.00	82.00	-	6.00
631021311	●	-	3	-	5.410	0.21300	44.00	82.00	-	6.00
8672550	●	-	-	-	5.500	0.21654	44.00	82.00	-	6.00

● Stocked ○ Available Upon Request; MOQ May Apply ▲ Globally Stocked



CONTINUED ➔

P Steel					M Stainless Steel			K Cast Iron	N Non-Ferrous		S HRSA		H Hardened Steel			
Carbon Steel			Alloy Steel	Die Steel					Aluminum		Nickel Alloy	Titanium				
Low	Medium	High			300	400	17-4 PH		6061	7075			Casting	Inconel	6Al4V (30 HRC)	~35 HRC
1010	1035	1065	4140	4340												
1018	1045															

○ Good ⊗ Best





A Brand AD

Advanced Performance Carbide Drills

ABOUT OSG

DRILLING

THREADING

MILLING

HOLDERS

INDEX

List 6310 (Continued)

A BRAND AD-4D



SPEED FEED
316

CARBIDE

EgiAs

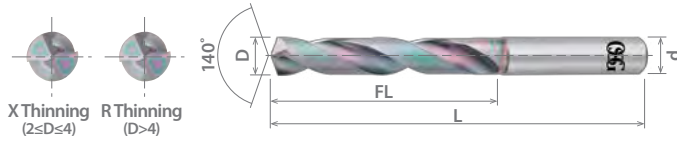
2 FLUTE

JOBBER

30°

SHANK
h6

PACKED
1 PIECE



Cutting Diameter Tolerance (h8)		
Size (mm)	mm	inch
2 ≤ D ≤ 3	+0 / -0.014	+0 / -0.0006
3 < D ≤ 6	+0 / -0.018	+0 / -0.0007
6 < D ≤ 10	+0 / -0.022	+0 / -0.0009
10 < D ≤ 18	+0 / -0.027	+0 / -0.0011
18 < D ≤ 20	+0 / -0.033	+0 / -0.0013

EDP Number		Diameter (D)					Flute Length FL (mm)	Overall Length L (mm)	Shank Diameter	
		Fractional Size	Wire Gage	Letter Size	mm	Inch			d (in)	d (mm)
631021711	●	7/32	-	-	5.556	0.21875	44.00	82.00	0.250	-
8672560	●	-	-	-	5.600	0.22047	44.00	82.00	-	6.00
8672570	●	-	-	-	5.700	0.22441	44.00	82.00	-	6.00
8672580	●	-	-	-	5.800	0.22835	44.00	82.00	-	6.00
8672590	●	-	-	-	5.900	0.23228	44.00	82.00	-	6.00
631023311	●	15/64	-	-	5.953	0.23438	44.00	82.00	0.250	-
8672600	●	-	-	-	6.000	0.23622	44.00	82.00	-	6.00
8672610	●	-	-	-	6.100	0.24016	53.00	91.00	-	8.00
8672620	●	-	-	-	6.200	0.24409	53.00	91.00	-	8.00
8672630	●	-	-	-	6.300	0.24803	53.00	91.00	-	8.00
631024911	●	1/4	-	E	6.350	0.25000	53.00	91.00	0.250	-
8672640	●	-	-	-	6.400	0.25197	53.00	91.00	-	8.00
8672650	●	-	-	-	6.500	0.25591	53.00	91.00	-	8.00
631025711	●	-	-	F	6.258	0.25700	53.00	91.00	-	8.00
8672660	●	-	-	-	6.600	0.25984	53.00	91.00	-	8.00
8672670	●	-	-	-	6.700	0.26378	53.00	91.00	-	8.00
631026411	●	17/64	-	-	6.747	0.26563	53.00	91.00	0.313	-
8672680	●	-	-	-	6.800	0.26772	53.00	91.00	-	8.00
8672690	●	-	-	-	6.900	0.27165	53.00	91.00	-	8.00
8672700	●	-	-	-	7.000	0.27559	53.00	91.00	-	8.00
8672710	●	-	-	-	7.100	0.27953	53.00	91.00	-	8.00
631028011	●	9/32	-	-	7.144	0.28125	53.00	91.00	0.313	-
8672720	●	-	-	-	7.200	0.28346	53.00	91.00	-	8.00
8672730	●	-	-	-	7.300	0.28740	53.00	91.00	-	8.00
8672740	●	-	-	-	7.400	0.29134	53.00	91.00	-	8.00
8672750	●	-	-	-	7.500	0.29528	53.00	91.00	-	8.00
631029511	●	19/64	-	-	7.541	0.29688	53.00	91.00	0.313	-
8672760	●	-	-	-	7.600	0.29921	53.00	91.00	-	8.00
8672770	●	-	-	-	7.700	0.30315	53.00	91.00	-	8.00
8672780	●	-	-	-	7.800	0.30709	53.00	91.00	-	8.00
8672790	●	-	-	-	7.900	0.31102	53.00	91.00	-	8.00
631031111	●	5/16	-	-	7.938	0.31250	53.00	91.00	0.313	-
8672800	●	-	-	-	8.000	0.31496	53.00	91.00	-	8.00
8672810	●	-	-	-	8.100	0.31890	61.00	103.00	-	10.00
8672820	●	-	-	-	8.200	0.32283	61.00	103.00	-	10.00
8672830	●	-	-	-	8.300	0.32677	61.00	103.00	-	10.00
631032711	●	21/64	-	-	8.334	0.32813	61.00	103.00	0.375	-
8672840	●	-	-	-	8.400	0.33071	61.00	103.00	-	10.00
631033111	●	-	-	Q	8.433	0.33200	61.00	103.00	-	10.00
8672850	●	-	-	-	8.500	0.33465	61.00	103.00	-	10.00
8672860	●	-	-	-	8.600	0.33858	61.00	103.00	-	10.00
8672870	●	-	-	-	8.700	0.34252	61.00	103.00	-	10.00
631034211	●	11/32	-	-	8.731	0.34375	61.00	103.00	0.375	-
8672880	●	-	-	-	8.800	0.34646	61.00	103.00	-	10.00
8672890	●	-	-	-	8.900	0.35039	61.00	103.00	-	10.00
8672900	●	-	-	-	9.000	0.35433	61.00	103.00	-	10.00
8672910	●	-	-	-	9.100	0.35827	61.00	103.00	-	10.00
631035811	●	23/64	-	-	9.128	0.35938	61.00	103.00	0.375	-
8672920	●	-	-	-	9.200	0.36220	61.00	103.00	-	10.00
8672930	●	-	-	-	9.300	0.36614	61.00	103.00	-	10.00
8672940	●	-	-	-	9.400	0.37008	61.00	103.00	-	10.00
8672950	●	-	-	-	9.500	0.37402	61.00	103.00	-	10.00

● Stocked ○ Available Upon Request; MOQ May Apply ▲ Globally Stocked





List 6310 (Continued)

A BRAND AD-4D



SPEED FEED
316

CARBIDE

EgiAs

2 FLUTE

JOBBER

30°

SHANK
h6

PACKED
1 PIECE

EDP Number		Diameter (D)					Flute Length	Overall Length	Shank Diameter	
		Fractional Size	Wire Gage	Letter Size	mm	Inch	FL (mm)	L (mm)	d (in)	d (mm)
631037411	●	3/8	-	-	9.525	0.37500	61.00	103.00	0.375	-
8672960	●	-	-	-	9.600	0.37795	61.00	103.00	-	10.00
8672970	●	-	-	-	9.700	0.38189	61.00	103.00	-	10.00
8672980	●	-	-	-	9.800	0.38583	61.00	103.00	-	10.00
8672990	●	-	-	-	9.900	0.38976	61.00	103.00	-	10.00
631038911	●	25/64	-	-	9.922	0.39063	61.00	103.00	0.438	-
8673000	●	-	-	-	10.000	0.39370	61.00	103.00	-	10.00
8673010	●	-	-	-	10.100	0.39764	71.00	118.00	-	12.00
8673020	●	-	-	-	10.200	0.40157	71.00	118.00	-	12.00
8673030	●	-	-	-	10.300	0.40551	71.00	118.00	-	12.00
631040511	●	13/32	-	-	10.319	0.40625	71.00	118.00	0.438	-
8673040	●	-	-	-	10.400	0.40945	71.00	118.00	-	12.00
8673050	●	-	-	-	10.500	0.41339	71.00	118.00	-	12.00
8673060	●	-	-	-	10.600	0.41732	71.00	118.00	-	12.00
8673070	●	-	-	-	10.700	0.42126	71.00	118.00	-	12.00
631042111	●	27/64	-	-	10.716	0.42188	71.00	118.00	0.438	-
8673080	●	-	-	-	10.800	0.42520	71.00	118.00	-	12.00
8673090	●	-	-	-	10.900	0.42913	71.00	118.00	-	12.00
8673100	●	-	-	-	11.000	0.43307	71.00	118.00	-	12.00
8673110	●	-	-	-	11.100	0.43701	71.00	118.00	-	12.00
631043711	●	7/16	-	-	11.113	0.43750	71.00	118.00	0.438	-
8673120	●	-	-	-	11.200	0.44094	71.00	118.00	-	12.00
8673130	●	-	-	-	11.300	0.44488	71.00	118.00	-	12.00
8673140	●	-	-	-	11.400	0.44882	71.00	118.00	-	12.00
8673150	●	-	-	-	11.500	0.45276	71.00	118.00	-	12.00
631045211	●	29/64	-	-	11.509	0.45313	71.00	118.00	0.500	-
8673160	●	-	-	-	11.600	0.45669	71.00	118.00	-	12.00
8673170	●	-	-	-	11.700	0.46063	71.00	118.00	-	12.00
8673180	●	-	-	-	11.800	0.46457	71.00	118.00	-	12.00
8673190	●	-	-	-	11.900	0.46850	71.00	118.00	-	12.00
631046811	●	15/32	-	-	11.906	0.46875	71.00	118.00	0.500	-
8673200	●	-	-	-	12.000	0.47244	71.00	118.00	-	12.00
8673210	●	-	-	-	12.100	0.47638	77.00	124.00	-	14.00
8673220	●	-	-	-	12.200	0.48031	77.00	124.00	-	14.00
8673230	●	-	-	-	12.300	0.48425	77.00	124.00	-	14.00
631048411	●	31/64	-	-	12.303	0.48438	77.00	124.00	0.500	-
8673240	●	-	-	-	12.400	0.48819	77.00	124.00	-	14.00
8673250	●	-	-	-	12.500	0.49213	77.00	124.00	-	14.00
8673260	●	-	-	-	12.600	0.49606	77.00	124.00	-	14.00
8673270	●	1/2	-	-	12.700	0.50000	77.00	124.00	-	14.00
631050011	●	1/2	-	-	12.700	0.50000	77.00	124.00	0.500	-
8673280	●	-	-	-	12.800	0.50394	77.00	124.00	-	14.00
8673290	●	-	-	-	12.900	0.50787	77.00	124.00	-	14.00
8673300	●	-	-	-	13.000	0.51181	77.00	124.00	-	14.00
631051511	●	33/64	-	-	13.097	0.51563	77.00	124.00	0.625	-
8673310	●	-	-	-	13.100	0.51575	77.00	124.00	-	14.00
8673320	●	-	-	-	13.200	0.51969	77.00	124.00	-	14.00
8673330	●	-	-	-	13.300	0.52362	77.00	124.00	-	14.00
8673340	●	-	-	-	13.400	0.52756	77.00	124.00	-	14.00

● Stocked ○ Available Upon Request; MOQ May Apply ▲ Globally Stocked



CONTINUED

P					M			K	N		S		H						
Steel					Stainless Steel			Cast Iron	Non-Ferrous		HRSA		Hardened Steel						
Carbon Steel			Alloy Steel	Die Steel	300	400	17-4 PH		Aluminum		Nickel Alloy	Titanium							
Low	Medium	High							6061	7075			Casting	Inconel	6Al4V	~35 HRC	35-45 HRC	45-50 HRC	50-70 HRC
1010	1018	1035	1045	1065	4140	4340													
○	○	○	○	○	○	○		○					○						

○ Good ○ Best





A Brand AD

Advanced Performance Carbide Drills

ABOUT OSG

DRILLING

THREADING

MILLING

HOLDERS

INDEX

List 6310 (Continued)



SPEED FEED
316

CARBIDE

EgiAs

2 FLUTE

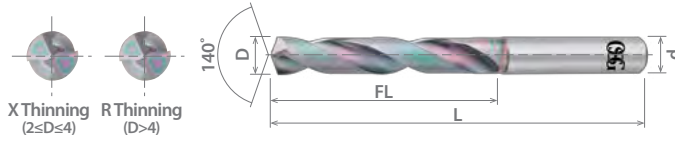
JOBBER

30°

SHANK
h6

PACKED
1 PIECE

A BRAND AD-4D



Cutting Diameter Tolerance (h8)		
Size (mm)	mm	inch
2 ≤ D ≤ 3	+0 / -0.014	+0 / -0.0006
3 < D ≤ 6	+0 / -0.018	+0 / -0.0007
6 < D ≤ 10	+0 / -0.022	+0 / -0.0009
10 < D ≤ 18	+0 / -0.027	+0 / -0.0011
18 < D ≤ 20	+0 / -0.033	+0 / -0.0013

EDP Number		Diameter (D)					Flute Length FL (mm)	Overall Length L (mm)	Shank Diameter	
		Fractional Size	Wire Gage	Letter Size	mm	Inch			d (in)	d (mm)
8673350	●	-	-	-	13.500	0.53150	77.00	124.00	-	14.00
8673400	●	-	-	-	14.000	0.55118	77.00	124.00	-	14.00
631056111	●	9/16	-	-	14.288	0.56250	83.00	133.00	0.625	-
8673450	●	-	-	-	14.500	0.57087	83.00	133.00	-	16.00
8673500	●	-	-	-	15.000	0.59055	83.00	133.00	-	16.00
8673550	●	-	-	-	15.500	0.61024	83.00	133.00	-	16.00
631062311	●	5/8	-	-	15.875	0.62500	83.00	133.00	0.625	-
8673600	●	-	-	-	16.000	0.62992	83.00	133.00	-	16.00
8673650	●	-	-	-	16.500	0.64961	93.00	143.00	-	18.00
8673700	●	-	-	-	17.000	0.66929	93.00	143.00	-	18.00
8673750	●	-	-	-	17.500	0.68898	93.00	143.00	-	18.00
8673800	●	-	-	-	18.000	0.70866	93.00	143.00	-	18.00
8673850	●	-	-	-	18.500	0.72835	101.00	153.00	-	20.00
8673900	●	-	-	-	19.000	0.74803	101.00	153.00	-	20.00
631074911	●	3/4	-	-	19.050	0.75000	101.00	153.00	0.750	-
8673950	●	-	-	-	19.500	0.76772	101.00	153.00	-	20.00
8674000	●	-	-	-	20.000	0.78740	101.00	153.00	-	20.00

● Stocked ○ Available Upon Request; MOQ May Apply ▲ Globally Stocked



P					M			K	N		S		H				
Steel					Stainless Steel			Cast Iron	Non-Ferrous		HRSA		Hardened Steel				
Carbon Steel			Alloy Steel	Die Steel	Aluminum		Nickel Alloy		Titanium								
Low	Medium	High			6061	7075				Casting	Inconel	6Al4V (30 HRC)	~35 HRC	35-45 HRC	45-50 HRC	50-70 HRC	
1010	1035	1065	4140	4340	300	400	17-4 PH		6061	7075	Casting	Inconel	6Al4V (30 HRC)	~35 HRC	35-45 HRC	45-50 HRC	50-70 HRC
○	○	○	○	○				○						○			

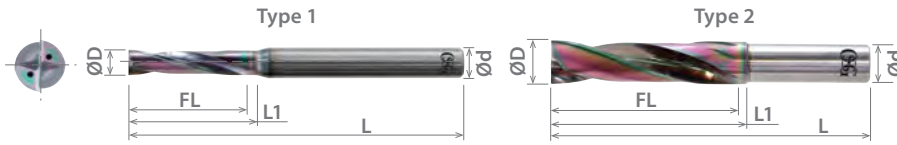
○ Good ○ Best



List 5720

A BRAND ADFO-3D, Flat Drill

A  **SPEED FEED** 317 **CARBIDE** **EgiAs**  **2 FLUTE** **STUB** **20°** **SHANK** h6 **PACKED** 1 PIECE



Cutting Diameter Tolerance (h8)		
Size (mm)	mm	inch
3 ≤ D ≤ 6	+0 / -0.018	+0 / -0.0007
6 < D ≤ 10	+0 / -0.022	+0 / -0.0009
10 < D ≤ 18	+0 / -0.027	+0 / -0.0011
18 < D ≤ 20	+0 / -0.033	+0 / -0.0013

EDP Number		Diameter (D)					Flute Length		Neck Length	Overall Length	Shank Diameter		Type
		Fractional Size	Wire Gage	Letter Size	mm	Inch	FL (mm)	L1 (mm)	L (mm)	d (in)	d (mm)		
3334300	●	-	-	-	3.000	0.11811	15.00	16.00	55.00	-	4.00	1	
3334302	●	-	-	-	3.100	0.12205	15.00	16.00	55.00	-	4.00	1	
572012517	●	1/8	-	-	3.175	0.12500	15.00	17.00	55.00	0.125	-	2	
3334304	●	-	-	-	3.200	0.12598	15.00	16.00	55.00	-	4.00	1	
3334305	●	-	-	-	3.300	0.12992	15.00	16.00	55.00	-	4.00	1	
3334306	●	-	-	-	3.400	0.13386	16.00	17.00	55.00	-	4.00	1	
3334307	●	-	-	-	3.500	0.13780	16.00	17.00	55.00	-	4.00	1	
3334309	●	-	-	-	3.600	0.14173	16.00	17.00	55.00	-	4.00	1	
3334312	●	-	-	-	3.700	0.14567	16.00	17.00	55.00	-	4.00	1	
3334313	●	-	-	-	3.800	0.14961	19.00	20.00	60.00	-	4.00	1	
3334314	●	-	-	-	3.900	0.15354	19.00	20.00	60.00	-	4.00	1	
572015617	●	5/32	-	-	3.969	0.15625	19.00	20.00	60.00	0.188	-	1	
3334315	●	-	-	-	4.000	0.15748	19.00	20.00	60.00	-	4.00	2	
3334317	●	-	-	-	4.100	0.16142	21.00	22.00	60.00	-	6.00	1	
3334318	●	-	-	-	4.200	0.16535	21.00	22.00	60.00	-	6.00	1	
3334319	●	-	-	-	4.300	0.16929	21.00	22.00	60.00	-	6.00	1	
3334320	●	-	-	-	4.400	0.17323	21.00	22.00	60.00	-	6.00	1	
3334321	●	-	-	-	4.500	0.17717	21.00	22.00	60.00	-	6.00	1	
3334323	●	-	-	-	4.600	0.18110	21.00	22.00	60.00	-	6.00	1	
3334326	●	-	-	-	4.700	0.18504	21.00	22.00	60.00	-	6.00	1	
572018717	●	3/16	-	-	4.763	0.18750	24.00	27.00	65.00	0.188	-	2	
3334327	●	-	-	-	4.800	0.18898	24.00	25.00	65.00	-	6.00	1	
3334328	●	-	-	-	4.900	0.19291	24.00	25.00	65.00	-	6.00	1	
3334329	●	-	-	-	5.000	0.19685	24.00	25.00	65.00	-	6.00	1	
3334331	●	-	-	-	5.100	0.20079	24.00	25.00	65.00	-	6.00	1	
3334332	●	-	-	-	5.200	0.20472	24.00	25.00	65.00	-	6.00	1	
3334333	●	-	-	-	5.300	0.20866	24.00	25.00	65.00	-	6.00	1	
3334334	●	-	-	-	5.400	0.21260	27.00	28.00	65.00	-	6.00	1	
3334335	●	-	-	-	5.500	0.21654	27.00	28.00	65.00	-	6.00	1	
572021817	●	7/32	-	-	5.556	0.21875	27.00	28.00	65.00	0.250	-	1	
3334338	●	-	-	-	5.600	0.22047	27.00	28.00	65.00	-	6.00	1	
3334339	●	-	-	-	5.700	0.22441	27.00	28.00	65.00	-	6.00	1	
3334340	●	-	-	-	5.800	0.22835	27.00	28.00	65.00	-	6.00	1	
3334341	●	-	-	-	5.900	0.23228	27.00	28.00	65.00	-	6.00	1	
3334342	●	-	-	-	6.000	0.23622	27.00	28.00	65.00	-	6.00	2	
3334344	●	-	-	-	6.100	0.24016	30.00	31.00	70.00	-	8.00	1	
3334345	●	-	-	-	6.200	0.24409	30.00	31.00	70.00	-	8.00	1	
3334346	●	-	-	-	6.300	0.24803	30.00	31.00	70.00	-	8.00	1	
572025017	●	1/4	-	E	6.350	0.25000	30.00	32.00	70.00	0.250	-	2	
3334347	●	-	-	-	6.400	0.25197	30.00	31.00	70.00	-	8.00	1	
3334348	●	-	-	-	6.500	0.25591	30.00	31.00	70.00	-	8.00	1	
3334350	●	-	-	-	6.600	0.25984	30.00	31.00	70.00	-	8.00	1	
3334351	●	-	-	-	6.700	0.26378	30.00	31.00	70.00	-	8.00	1	

● Stocked ○ Available Upon Request; MOQ May Apply ▲ Globally Stocked



CONTINUED ➔

P Steel					M Stainless Steel			K Cast Iron	N Non-Ferrous		S HRSA		H Hardened Steel			
Carbon Steel			Alloy Steel	Die Steel					Aluminum		Nickel Alloy	Titanium				
Low	Medium	High							6061	7075						
1010	1035	1065	4140	4340	300	400	17-4 PH						~35 HRC	35-45 HRC	45-50 HRC	50-70 HRC
○	○	○	○	○	○	○	○	○	○	○	○	○	○	○	○	○

○ Good ○ Best





List 5720 (Continued)

A BRAND ADFO-3D, Flat Drill



SPEED FEED
317

CARBIDE

EgiAs



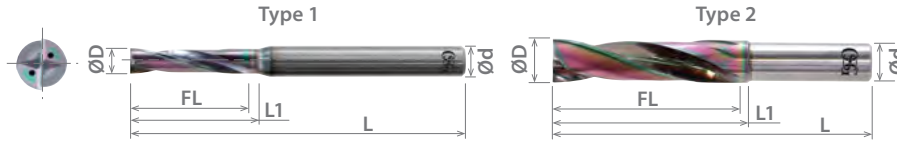
2 FLUTE

STUB

20°

SHANK
h6

PACKED
1 PIECE



Cutting Diameter Tolerance (h8)		
Size (mm)	mm	inch
3 ≤ D ≤ 6	+0 / -0.018	+0 / -0.0007
6 < D ≤ 10	+0 / -0.022	+0 / -0.0009
10 < D ≤ 18	+0 / -0.027	+0 / -0.0011
18 < D ≤ 20	+0 / -0.033	+0 / -0.0013

EDP Number	Image	Diameter (D)					Flute Length		Neck Length	Overall Length	Shank Diameter		Type
		Fractional Size	Wire Gage	Letter Size	mm	Inch	FL (mm)	L1 (mm)	L (mm)	d (in)	d (mm)		
3334352	●	-	-	-	6.800	0.26772	30.00	31.00	70.00	-	8.00	1	
3334353	●	-	-	-	6.900	0.27165	30.00	31.00	70.00	-	8.00	1	
3334354	●	-	-	-	7.000	0.27559	30.00	31.00	70.00	-	8.00	1	
3334356	●	-	-	-	7.100	0.27953	34.00	35.00	75.00	-	8.00	1	
572028117	●	9/32	-	-	7.144	0.28125	34.00	34.00	75.00	0.313	-	1	
3334357	●	-	-	-	7.200	0.28346	34.00	35.00	75.00	-	8.00	1	
3334358	●	-	-	-	7.300	0.28740	34.00	35.00	75.00	-	8.00	1	
3334359	●	-	-	-	7.400	0.29134	34.00	35.00	75.00	-	8.00	1	
3334360	●	-	-	-	7.500	0.29528	34.00	35.00	75.00	-	8.00	1	
3334361	●	-	-	-	7.600	0.29921	34.00	35.00	75.00	-	8.00	1	
3334362	●	-	-	-	7.700	0.30315	34.00	35.00	75.00	-	8.00	1	
3334363	●	-	-	-	7.800	0.30709	34.00	35.00	75.00	-	8.00	1	
3334364	●	-	-	-	7.900	0.31102	34.00	35.00	75.00	-	8.00	1	
572031217	●	5/16	-	-	7.938	0.31250	34.00	36.00	75.00	0.313	-	2	
3334365	●	-	-	-	8.000	0.31496	34.00	35.00	75.00	-	8.00	2	
3334367	●	-	-	-	8.100	0.31890	38.00	39.00	80.00	-	10.00	1	
3334368	●	-	-	-	8.200	0.32283	38.00	39.00	80.00	-	10.00	1	
3334369	●	-	-	-	8.300	0.32677	38.00	39.00	80.00	-	10.00	1	
572032817	●	21/64	-	-	8.334	0.32813	38.00	37.00	80.00	0.375	-	1	
3334370	●	-	-	-	8.400	0.33071	38.00	39.00	80.00	-	10.00	1	
3334371	●	-	-	-	8.500	0.33465	38.00	39.00	80.00	-	10.00	1	
3334373	●	-	-	-	8.600	0.33858	38.00	39.00	80.00	-	10.00	1	
3334374	●	-	-	-	8.700	0.34252	38.00	39.00	80.00	-	10.00	1	
3334375	●	-	-	-	8.800	0.34646	38.00	39.00	80.00	-	10.00	1	
3334376	●	-	-	-	8.900	0.35039	38.00	39.00	80.00	-	10.00	1	
3334377	●	-	-	-	9.000	0.35433	38.00	39.00	80.00	-	10.00	1	
3334379	●	-	-	-	9.100	0.35827	42.00	43.00	85.00	-	10.00	1	
572035917	●	23/64	-	-	9.128	0.35938	42.00	43.00	85.00	0.375	-	1	
3334380	●	-	-	-	9.200	0.36220	42.00	43.00	85.00	-	10.00	1	
3334381	●	-	-	-	9.300	0.36614	42.00	43.00	85.00	-	10.00	1	
3334382	●	-	-	-	9.400	0.37008	42.00	43.00	85.00	-	10.00	1	
3334383	●	-	-	-	9.500	0.37402	42.00	43.00	85.00	-	10.00	1	
572037517	●	3/8	-	-	9.525	0.37500	42.00	44.00	85.00	0.375	-	2	
3334384	●	-	-	-	9.600	0.37795	42.00	43.00	85.00	-	10.00	1	
3334385	●	-	-	-	9.700	0.38189	42.00	43.00	85.00	-	10.00	1	
3334386	●	-	-	-	9.800	0.38583	42.00	43.00	85.00	-	10.00	1	
3334387	●	-	-	-	9.900	0.38976	42.00	43.00	85.00	-	10.00	1	
3334388	●	-	-	-	10.000	0.39370	42.00	43.00	85.00	-	10.00	2	
3334390	●	-	-	-	10.100	0.39764	46.00	47.00	90.00	-	12.00	1	
3334391	●	-	-	-	10.200	0.40157	46.00	47.00	90.00	-	12.00	1	
3334392	●	-	-	-	10.300	0.40551	46.00	47.00	90.00	-	12.00	1	
572040617	●	13/32	-	-	10.319	0.40625	46.00	48.00	90.00	0.438	-	1	
3334393	●	-	-	-	10.400	0.40945	46.00	47.00	90.00	-	12.00	1	
3334394	●	-	-	-	10.500	0.41339	46.00	47.00	90.00	-	12.00	1	
3334395	●	-	-	-	10.600	0.41732	46.00	47.00	90.00	-	12.00	1	
3334396	●	-	-	-	10.700	0.42126	46.00	47.00	90.00	-	12.00	1	
3334397	●	-	-	-	10.800	0.42520	46.00	47.00	90.00	-	12.00	1	
3334398	●	-	-	-	10.900	0.42913	46.00	47.00	90.00	-	12.00	1	
3334399	●	-	-	-	11.000	0.43307	46.00	47.00	90.00	-	12.00	1	
3334401	●	-	-	-	11.100	0.43701	50.00	51.00	95.00	-	12.00	1	
572043717	●	7/16	-	-	11.113	0.43750	50.00	52.00	95.00	0.438	-	2	
3334402	●	-	-	-	11.200	0.44094	50.00	51.00	95.00	-	12.00	1	
3334403	●	-	-	-	11.300	0.44488	50.00	51.00	95.00	-	12.00	1	

● Stocked ○ Available Upon Request; MOQ May Apply ▲ Globally Stocked



List 5720 (Continued)

A BRAND ADFO-3D, Flat Drill



SPEED FEED
317

CARBIDE

EgiAs



2 FLUTE

STUB

20°

SHANK
h6

PACKED
1 PIECE

EDP Number		Diameter (D)					Flute Length	Neck Length	Overall Length	Shank Diameter		Type
		Fractional Size	Wire Gage	Letter Size	mm	Inch	FL (mm)	L1 (mm)	L (mm)	d (in)	d (mm)	
3334404	●	-	-	-	11.400	0.44882	50.00	51.00	95.00	-	12.00	1
3334405	●	-	-	-	11.500	0.45276	50.00	51.00	95.00	-	12.00	1
572045317	●	29/64	-	-	11.509	0.45313	50.00	52.00	95.00	0.500	-	1
3334406	●	-	-	-	11.600	0.45669	50.00	51.00	95.00	-	12.00	1
3334407	●	-	-	-	11.700	0.46063	50.00	51.00	95.00	-	12.00	1
3334408	●	-	-	-	11.800	0.46457	50.00	51.00	95.00	-	12.00	1
3334409	●	-	-	-	11.900	0.46850	50.00	51.00	95.00	-	12.00	1
572046817	●	15/32	-	-	11.906	0.46875	50.00	52.00	95.00	0.500	-	1
3334410	●	-	-	-	12.000	0.47244	50.00	51.00	95.00	-	12.00	2
3334412	●	-	-	-	12.100	0.47638	56.00	57.00	100.00	-	14.00	1
3334413	●	-	-	-	12.200	0.48031	56.00	57.00	100.00	-	14.00	1
3334414	●	-	-	-	12.300	0.48425	56.00	57.00	100.00	-	14.00	1
3334415	●	-	-	-	12.400	0.48819	56.00	57.00	100.00	-	14.00	1
3334416	●	-	-	-	12.500	0.49213	56.00	57.00	100.00	-	14.00	1
3334417	●	-	-	-	12.600	0.49606	56.00	57.00	100.00	-	14.00	1
3334418	●	1/2	-	-	12.700	0.50000	56.00	57.00	100.00	-	14.00	1
3334419	●	-	-	-	12.800	0.50394	56.00	57.00	100.00	-	14.00	1
3334420	●	-	-	-	12.900	0.50787	56.00	57.00	100.00	-	14.00	1
3334421	●	-	-	-	13.000	0.51181	56.00	57.00	100.00	-	14.00	1
3334422	●	-	-	-	13.100	0.51575	60.00	61.00	105.00	-	14.00	1
3334423	●	-	-	-	13.200	0.51969	60.00	61.00	105.00	-	14.00	1
3334424	●	-	-	-	13.300	0.52362	60.00	61.00	105.00	-	14.00	1
3334425	●	-	-	-	13.400	0.52756	60.00	61.00	105.00	-	14.00	1
3334426	●	-	-	-	13.500	0.53150	60.00	61.00	105.00	-	14.00	1
3334427	●	-	-	-	13.600	0.53543	60.00	61.00	105.00	-	14.00	1
3334428	●	-	-	-	13.700	0.53937	60.00	61.00	105.00	-	14.00	1
3334429	●	-	-	-	13.800	0.54331	60.00	61.00	105.00	-	14.00	1
3334430	●	-	-	-	13.900	0.54724	60.00	61.00	105.00	-	14.00	1
3334431	●	-	-	-	14.000	0.55118	60.00	61.00	105.00	-	14.00	2
3334432	●	-	-	-	14.100	0.55512	64.00	65.00	110.00	-	16.00	1
3334433	●	-	-	-	14.200	0.55906	64.00	65.00	110.00	-	16.00	1
572056217	●	9/16	-	-	14.288	0.56250	64.00	66.00	110.00	0.625	-	1
3334434	●	-	-	-	14.300	0.56299	64.00	65.00	110.00	-	16.00	1
3334435	●	-	-	-	14.400	0.56693	64.00	65.00	110.00	-	16.00	1
3334436	●	-	-	-	14.500	0.57087	64.00	65.00	110.00	-	16.00	1
3334437	●	-	-	-	14.600	0.57480	64.00	65.00	110.00	-	16.00	1
3334438	●	-	-	-	14.700	0.57874	64.00	65.00	110.00	-	16.00	1
3334439	●	-	-	-	14.800	0.58268	64.00	65.00	110.00	-	16.00	1
3334440	●	-	-	-	14.900	0.58661	64.00	65.00	110.00	-	16.00	1
3334441	●	-	-	-	15.000	0.59055	64.00	65.00	110.00	-	16.00	1
3334442	●	-	-	-	15.100	0.59449	68.00	69.00	115.00	-	16.00	1
3334443	●	-	-	-	15.200	0.59843	68.00	69.00	115.00	-	16.00	1
3334444	●	-	-	-	15.300	0.60236	68.00	69.00	115.00	-	16.00	1
3334445	●	-	-	-	15.400	0.60630	68.00	69.00	115.00	-	16.00	1
3334446	●	-	-	-	15.500	0.61024	68.00	69.00	115.00	-	16.00	1
3334447	●	-	-	-	15.600	0.61417	68.00	69.00	115.00	-	16.00	1
3334448	●	-	-	-	15.700	0.61811	68.00	69.00	115.00	-	16.00	1
3334449	●	-	-	-	15.800	0.62205	68.00	69.00	115.00	-	16.00	1
572062517	●	5/8	-	-	15.875	0.62500	68.00	70.00	115.00	0.625	-	2

● Stocked ○ Available Upon Request; MOQ May Apply ▲ Globally Stocked



CONTINUED ➔

P Steel					M Stainless Steel			K Cast Iron	N Non-Ferrous		S HRSA		H Hardened Steel						
Carbon Steel			Alloy Steel	Die Steel				Cast Iron	Aluminum		Nickel Alloy	Titanium							
Low	Medium	High			300	400	17-4 PH		6061	7075			Casting	Inconel	6Al4V (30 HRC)	~35 HRC	35-45 HRC	45-50 HRC	50-70 HRC
1010	1035	1065	4140	4340	○	○	○	○	○	○		○	○	○	○	○	○	○	○
1018	1045																		

○ Good ○ Best





List 5720 (Continued)

A BRAND ADFO-3D, Flat Drill



SPEED FEED
317

CARBIDE

EgiAs



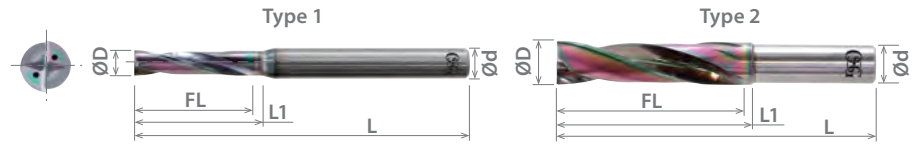
2 FLUTE

STUB

20°

SHANK
h6

PACKED
1 PIECE



Cutting Diameter Tolerance (h8)		
Size (mm)	mm	inch
3 ≤ D ≤ 6	+0 / -0.018	+0 / -0.0007
6 < D ≤ 10	+0 / -0.022	+0 / -0.0009
10 < D ≤ 18	+0 / -0.027	+0 / -0.0011
18 < D ≤ 20	+0 / -0.033	+0 / -0.0013

EDP Number		Diameter (D)					Flute Length		Neck Length	Overall Length	Shank Diameter		Type
		Fractional Size	Wire Gage	Letter Size	mm	Inch	FL (mm)	L1 (mm)	L (mm)	d (in)	d (mm)		
3334450	●	-	-	-	15.900	0.62598	68.00	69.00	115.00	-	16.00	1	
3334451	●	-	-	-	16.000	0.62992	68.00	69.00	115.00	-	16.00	2	
3334452	●	-	-	-	16.500	0.64961	74.00	75.00	125.00	-	18.00	1	
3334453	●	-	-	-	17.000	0.66929	74.00	75.00	125.00	-	18.00	1	
572068717	●	11/16	-	-	17.463	0.68750	78.00	80.00	130.00	0.750	-	1	
3334454	●	-	-	-	17.500	0.68898	78.00	79.00	130.00	-	18.00	1	
3334455	●	-	-	-	18.000	0.70866	78.00	79.00	130.00	-	18.00	2	
3334456	●	-	-	-	18.500	0.72835	84.00	85.00	135.00	-	20.00	1	
3334457	●	-	-	-	19.000	0.74803	84.00	85.00	135.00	-	20.00	1	
572075017	●	3/4	-	-	19.050	0.75000	88.00	90.00	140.00	0.750	-	2	
3334458	●	-	-	-	19.500	0.76772	88.00	89.00	140.00	-	20.00	1	
3334459	●	-	-	-	20.000	0.78740	88.00	89.00	140.00	-	20.00	2	

● Stocked ○ Available Upon Request; MOQ May Apply ▲ Globally Stocked



P Steel					M			K	N		S		H			
Carbon Steel			Alloy Steel	Die Steel	Stainless Steel			Cast Iron	Non-Ferrous		HRSA		Hardened Steel			
Low	Medium	High			300	400	17-4 PH		Aluminum	Nickel Alloy	Titanium					
1010	1035	1065	4140	4340				6061	7075	Casting	Inconel	6Al4V (30 HRC)	~35 HRC	35-45 HRC	45-50 HRC	50-70 HRC
○	○	○	○	○	○	○	○	○	○	○	○	○	○	○	○	○

○ Good ○ Best



List 5700

A BRAND ADF-2D, Flat Drill



SPEED FEED
318-319

CARBIDE

IchAda

EgiAs

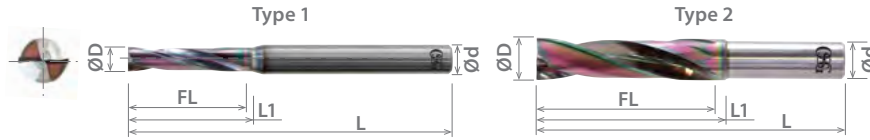
2 FLUTE

STUB

20°

SHANK
h6

PACKED
1 PIECE



Cutting Diameter Tolerance		
Size (mm)	mm	inch
D < 2	+0 / -0.009	+0 / -0.0004
2 < D ≤ 3	+0 / -0.014	+0 / -0.0006
3 < D ≤ 6	+0 / -0.018	+0 / -0.0007
6 < D ≤ 10	+0 / -0.022	+0 / -0.0009
10 < D ≤ 18	+0 / -0.027	+0 / -0.0011
18 < D ≤ 20	+0 / -0.033	+0 / -0.0013

EDP Number		Diameter (D)					Flute Length FL (mm)	Neck Length L1 (mm)	Overall Length L (mm)	Shank Diameter		Type
		Fractional Size	Wire Gage	Letter Size	mm	Inch				d (in)	d (mm)	
3330020	●	-	-	-	0.200	0.00787	0.60	0.70	40.00	-	3.00	1
3330025	●	-	-	-	0.250	0.00984	0.80	0.90	40.00	-	3.00	1
3330030	●	-	-	-	0.300	0.01181	0.90	1.00	40.00	-	3.00	1
3330035	●	-	-	-	0.350	0.01378	1.10	1.20	40.00	-	3.00	1
570001511	●	1/64	-	-	0.397	0.01563	1.20	1.30	40.00	-	3.00	1
3330040	●	-	-	-	0.400	0.01575	1.20	1.30	40.00	-	3.00	1
3330045	●	-	-	-	0.450	0.01772	1.40	1.50	40.00	-	3.00	1
3330050	●	-	-	-	0.500	0.01969	1.70	1.90	40.00	-	3.00	1
3330055	●	-	-	-	0.550	0.02165	1.90	2.10	40.00	-	3.00	1
3330060	●	-	-	-	0.600	0.02362	2.00	2.20	40.00	-	3.00	1
3330065	●	-	-	-	0.650	0.02559	2.20	2.40	40.00	-	3.00	1
3330070	●	-	-	-	0.700	0.02756	2.40	2.60	40.00	-	3.00	1
3330071	●	-	-	-	0.710	0.02795	2.40	2.60	40.00	-	3.00	1
3330072	●	-	-	-	0.720	0.02835	2.40	2.60	40.00	-	3.00	1
3330074	●	-	-	-	0.740	0.02913	2.50	2.70	40.00	-	3.00	1
3330075	●	-	-	-	0.750	0.02953	2.60	2.80	40.00	-	3.00	1
570003111	●	1/32	-	-	0.794	0.03125	2.70	2.90	40.00	-	3.00	1
3330080	●	-	-	-	0.800	0.03150	2.70	2.90	40.00	-	3.00	1
3330081	●	-	-	-	0.810	0.03189	2.80	3.00	40.00	-	3.00	1
3330085	●	-	-	-	0.850	0.03346	2.90	3.10	40.00	-	3.00	1
3330089	●	-	-	-	0.890	0.03504	3.00	3.20	40.00	-	3.00	1
3330090	●	-	-	-	0.900	0.03543	3.10	3.30	40.00	-	3.00	1
3330091	●	-	-	-	0.910	0.03583	3.10	3.30	40.00	-	3.00	1
3330092	●	-	-	-	0.920	0.03622	3.10	3.30	40.00	-	3.00	1
3330095	●	-	-	-	0.950	0.03740	3.20	3.40	40.00	-	3.00	1
3330100	●	-	-	-	1.000	0.03937	4.00	4.30	45.00	-	3.00	1
3330109	●	-	-	-	1.090	0.04291	4.40	4.70	45.00	-	3.00	1
3330110	●	-	-	-	1.100	0.04331	4.40	4.70	45.00	-	3.00	1
3330111	●	-	-	-	1.110	0.04370	4.40	4.70	45.00	-	3.00	1
3330112	●	-	-	-	1.120	0.04409	4.50	4.80	45.00	-	3.00	1
570004611	●	3/64	-	-	1.191	0.04688	4.80	5.10	45.00	-	3.00	1
3330120	●	-	-	-	1.200	0.04724	4.80	5.10	45.00	-	3.00	1
3330125	●	-	-	-	1.250	0.04921	5.00	5.30	45.00	-	3.00	1
3330126	●	-	-	-	1.260	0.04961	5.00	5.30	45.00	-	3.00	1
3330127	●	-	-	-	1.270	0.05000	5.10	5.40	45.00	-	3.00	1
3330128	●	-	-	-	1.280	0.05039	5.10	5.40	45.00	-	3.00	1
3330129	●	-	-	-	1.290	0.05079	5.20	5.50	45.00	-	3.00	1
3330130	●	-	-	-	1.300	0.05118	5.20	5.50	45.00	-	3.00	1
3330135	●	-	-	-	1.350	0.05315	5.40	5.70	45.00	-	3.00	1
3330140	●	-	-	-	1.400	0.05512	5.60	5.90	45.00	-	3.00	1
3330144	●	-	-	-	1.440	0.05669	5.80	6.10	45.00	-	3.00	1
3330145	●	-	-	-	1.450	0.05709	5.80	6.10	45.00	-	3.00	1
3330146	●	-	-	-	1.460	0.05748	5.80	6.10	45.00	-	3.00	1

● Stocked ○ Available Upon Request; MOQ May Apply ▲ Globally Stocked

Note: Sizes smaller than 2mm available with IchAda coating. Sizes 2mm and larger available with EgiAs coating.



CONTINUED ➔

P					M			K	N		S		H			
Steel					Stainless Steel			Cast Iron	Non-Ferrous		HRSA		Hardened Steel			
Carbon Steel			Alloy Steel	Die Steel					Aluminum		Nickel Alloy	Titanium				
Low	Medium	High			300	400	17-4 PH	6061	7075	Casting			Inconel	6Al4V (30 HRC)	~35 HRC	35-45 HRC
1010	1035	1065	4140	4340	○	○	○	○	○	○		○	○	○	○	
1018	1045				○	○	○	○	○	○		○	○	○	○	

○ Good ○ Best





List 5700

A BRAND ADF-2D, Flat Drill



SPEED FEED
318-319

CARBIDE

IchAda

EgiAs

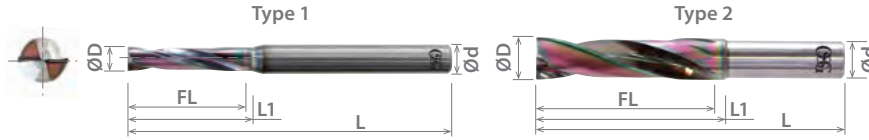
2 FLUTE

STUB

20°

SHANK
h6

PACKED
1 PIECE



Cutting Diameter Tolerance		
Size (mm)	mm	inch
D < 2	+0 / -0.009	+0 / -0.0004
2 < D ≤ 3	+0 / -0.014	+0 / -0.0006
3 < D ≤ 6	+0 / -0.018	+0 / -0.0007
6 < D ≤ 10	+0 / -0.022	+0 / -0.0009
10 < D ≤ 18	+0 / -0.027	+0 / -0.0011
18 < D ≤ 20	+0 / -0.033	+0 / -0.0013

EDP Number	Fractional Size	Diameter (D)				Flute Length FL (mm)	Neck Length L1 (mm)	Overall Length L (mm)	Shank Diameter		Type	
		Wire Gage	Letter Size	mm	Inch				d (in)	d (mm)		
3330147		-	-	-	1.470	0.05787	5.90	6.20	45.00	-	3.00	1
3330148		-	-	-	1.480	0.05827	5.90	6.20	45.00	-	3.00	1
3330150		-	-	-	1.500	0.05906	6.00	6.30	45.00	-	3.00	1
3330153		-	-	-	1.530	0.06024	6.10	6.40	45.00	-	3.00	1
3330154		-	-	-	1.540	0.06063	6.20	6.50	45.00	-	3.00	1
3330155		-	-	-	1.550	0.06102	6.20	6.50	45.00	-	3.00	1
3330156		-	-	-	1.560	0.06142	6.20	6.50	45.00	-	3.00	1
3330157		-	-	-	1.570	0.06181	6.30	6.60	45.00	-	3.00	1
3330158		-	-	-	1.580	0.06220	6.30	6.60	45.00	-	3.00	1
570006211	1/16	-	-	-	1.588	0.06250	6.40	6.70	45.00	-	3.00	1
3330160		-	-	-	1.600	0.06299	6.40	6.70	45.00	-	3.00	1
3330170		-	-	-	1.700	0.06693	6.80	7.10	45.00	-	3.00	1
3330175		-	-	-	1.750	0.06890	7.00	7.30	45.00	-	3.00	1
3330180		-	-	-	1.800	0.07087	7.20	7.50	45.00	-	3.00	1
3330182		-	-	-	1.820	0.07165	7.30	7.60	45.00	-	3.00	1
3330183		-	-	-	1.830	0.07205	7.30	7.60	45.00	-	3.00	1
3330184		-	-	-	1.840	0.07244	7.40	7.70	45.00	-	3.00	1
3330185		-	-	-	1.850	0.07283	7.40	7.70	45.00	-	3.00	1
3330186		-	-	-	1.860	0.07323	7.40	7.70	45.00	-	3.00	1
3330190		-	-	-	1.900	0.07480	7.60	7.90	45.00	-	3.00	1
3330195		-	-	-	1.950	0.07677	7.80	8.10	45.00	-	3.00	1
570007811	5/64	-	-	-	1.984	0.07813	7.90	8.20	45.00	-	3.00	1
3330200		-	-	-	2.000	0.07874	10.00	10.30	50.00	-	4.00	1
3330210		-	-	-	2.100	0.08268	10.00	10.50	50.00	-	4.00	1
3330220		-	-	-	2.200	0.08661	11.00	10.60	50.00	-	4.00	1
3330230		-	-	-	2.300	0.09055	11.00	10.80	50.00	-	4.00	1
570009311	3/32	-	-	-	2.381	0.09375	11.00	11.00	50.00	-	4.00	1
3330240		-	-	-	2.400	0.09449	12.00	11.00	50.00	-	4.00	1
3330250		-	-	-	2.500	0.09843	12.00	11.20	50.00	-	4.00	1
3330260		-	-	-	2.600	0.10236	13.00	11.40	50.00	-	4.00	1
3330270		-	-	-	2.700	0.10630	13.00	11.60	50.00	-	4.00	1
3330280		-	-	-	2.800	0.11024	14.00	11.80	50.00	-	4.00	1
3330290		-	-	-	2.900	0.11417	14.00	11.90	50.00	-	4.00	1
3330300		-	-	-	3.000	0.11811	15.00	11.40	55.00	-	6.00	1
3330310		-	-	-	3.100	0.12205	15.00	11.60	55.00	-	6.00	1
570012511	1/8	-	-	-	3.175	0.12500	15.00	17.00	55.00	0.125	-	2
3330320		-	-	-	3.200	0.12598	15.00	11.80	55.00	-	6.00	1
3330330		-	-	-	3.300	0.12992	15.00	12.00	55.00	-	6.00	1
3330340		-	-	-	3.400	0.13386	16.00	12.10	55.00	-	6.00	1
3330350		-	-	-	3.500	0.13780	16.00	12.30	55.00	-	6.00	1
3330360		-	-	-	3.600	0.14173	16.00	12.50	55.00	-	6.00	1
3330370		-	-	-	3.700	0.14567	16.00	12.70	55.00	-	6.00	1
3330380		-	-	-	3.800	0.14961	19.00	17.90	60.00	-	6.00	1
3330390		-	-	-	3.900	0.15354	19.00	18.10	60.00	-	6.00	1
570015611	5/32	-	-	-	3.969	0.15625	19.00	20.50	60.00	0.188	-	1
3330400		-	-	-	4.000	0.15748	19.00	18.30	60.00	-	6.00	1
3330410		-	-	-	4.100	0.16142	19.00	18.50	60.00	-	6.00	1
3330420		-	-	-	4.200	0.16535	21.00	18.60	60.00	-	6.00	1
3330430		-	-	-	4.300	0.16929	21.00	18.80	60.00	-	6.00	1
3330440		-	-	-	4.400	0.17323	21.00	19.00	60.00	-	6.00	1
3330450		-	-	-	4.500	0.17717	21.00	19.20	60.00	-	6.00	1
3330460		-	-	-	4.600	0.18110	21.00	19.40	60.00	-	6.00	1

● Stocked ○ Available Upon Request; MOQ May Apply ▲ Globally Stocked

Note: Sizes smaller than 2mm available with IchAda coating. Sizes 2mm and larger available with EgiAs coating.



List 5700 (Continued)

A BRAND ADF-2D, Flat Drill



SPEED FEED 318-319	CARBIDE	IchAda	EgiAs	2 FLUTE	STUB	20°	SHANK h6	PACKED 1 PIECE
------------------------------	----------------	---------------	--------------	----------------	-------------	------------	--------------------	--------------------------

EDP Number		Diameter (D)					Flute Length	Neck Length	Overall Length	Shank Diameter		Type
		Fractional Size	Wire Gage	Letter Size	mm	Inch	FL (mm)	L1 (mm)	L (mm)	d (in)	d (mm)	
3330470	●	-	-	-	4.700	0.18504	21.00	19.60	60.00	-	6.00	1
570018711	●	3/16	-	-	4.763	0.18750	24.00	27.00	65.00	0.188	-	2
3330480	●	-	-	-	4.800	0.18898	24.00	24.80	65.00	-	6.00	1
3330490	●	-	-	-	4.900	0.19291	24.00	24.90	65.00	-	6.00	1
3330500	●	-	-	-	5.000	0.19685	24.00	25.10	65.00	-	6.00	1
3330510	●	-	-	-	5.100	0.20079	24.00	25.30	65.00	-	6.00	1
3330520	●	-	-	-	5.200	0.20472	24.00	25.50	65.00	-	6.00	1
3330530	●	-	-	-	5.300	0.20866	24.00	25.70	65.00	-	6.00	1
3330540	●	-	-	-	5.400	0.21260	27.00	25.90	65.00	-	6.00	1
3330550	●	-	-	-	5.500	0.21654	27.00	26.10	65.00	-	6.00	1
570021811	●	7/32	-	-	5.556	0.21875	27.00	25.50	65.00	0.250	-	1
3330560	●	-	-	-	5.600	0.22047	27.00	26.30	65.00	-	6.00	1
3330570	●	-	-	-	5.700	0.22441	27.00	26.40	65.00	-	6.00	1
3330580	●	-	-	-	5.800	0.22835	27.00	26.60	65.00	-	6.00	1
3330590	●	-	-	-	5.900	0.23228	27.00	26.80	65.00	-	6.00	1
3330600	●	-	-	-	6.000	0.23622	27.00	27.00	65.00	-	6.00	2
3330610	●	-	-	-	6.100	0.24016	30.00	32.00	70.00	-	6.00	2
3330620	●	-	-	-	6.200	0.24409	30.00	32.00	70.00	-	6.00	2
3330630	●	-	-	-	6.300	0.24803	30.00	32.00	70.00	-	6.00	2
570025011	●	1/4	-	E	6.350	0.25000	30.00	32.00	70.00	0.250	-	2
3330640	●	-	-	-	6.400	0.25197	30.00	32.00	70.00	-	6.00	2
3330650	●	-	-	-	6.500	0.25591	30.00	32.00	70.00	-	6.00	2
3330660	●	-	-	-	6.600	0.25984	30.00	32.00	70.00	-	6.00	2
3330670	●	-	-	-	6.700	0.26378	30.00	32.00	70.00	-	6.00	2
3330680	●	-	-	-	6.800	0.26772	30.00	32.00	70.00	-	6.00	2
3330690	●	-	-	-	6.900	0.27165	30.00	32.00	70.00	-	6.00	2
3330700	●	-	-	-	7.000	0.27559	30.00	32.00	70.00	-	6.00	2
3330710	●	-	-	-	7.100	0.27953	34.00	36.00	75.00	-	6.00	2
570028111	●	9/32	-	-	7.144	0.28125	34.00	34.50	75.00	0.313	-	1
3330720	●	-	-	-	7.200	0.28346	34.00	36.00	75.00	-	6.00	2
3330730	●	-	-	-	7.300	0.28740	34.00	36.00	75.00	-	6.00	2
3330740	●	-	-	-	7.400	0.29134	34.00	36.00	75.00	-	6.00	2
3330750	●	-	-	-	7.500	0.29528	34.00	36.00	75.00	-	6.00	2
3330760	●	-	-	-	7.600	0.29921	34.00	36.00	75.00	-	6.00	2
3330770	●	-	-	-	7.700	0.30315	34.00	36.00	75.00	-	6.00	2
3330780	●	-	-	-	7.800	0.30709	34.00	36.00	75.00	-	6.00	2
3330790	●	-	-	-	7.900	0.31102	34.00	36.00	75.00	-	6.00	2
570031211	●	5/16	-	-	7.938	0.31250	34.00	36.00	75.00	0.313	-	2
3330800	●	-	-	-	8.000	0.31496	34.00	36.00	75.00	-	8.00	2
3330810	●	-	-	-	8.100	0.31890	38.00	40.00	80.00	-	8.00	2
3330820	●	-	-	-	8.200	0.32283	38.00	40.00	80.00	-	8.00	2
3330830	●	-	-	-	8.300	0.32677	38.00	40.00	80.00	-	8.00	2
570032811	●	21/64	-	-	8.334	0.32813	38.00	37.80	80.00	0.375	-	1
3330840	●	-	-	-	8.400	0.33071	38.00	40.00	80.00	-	8.00	2
3330850	●	-	-	-	8.500	0.33465	38.00	40.00	80.00	-	8.00	2
3330860	●	-	-	-	8.600	0.33858	38.00	40.00	80.00	-	8.00	2
3330870	●	-	-	-	8.700	0.34252	38.00	40.00	80.00	-	8.00	2
3330880	●	-	-	-	8.800	0.34646	38.00	40.00	80.00	-	8.00	2

● Stocked ○ Available Upon Request; MOQ May Apply ▲ Globally Stocked

Note: Sizes smaller than 2mm available with IchAda coating. Sizes 2mm and larger available with EgiAs coating.



CONTINUED ➔

P Steel					M			K	N		S		H			
Carbon Steel			Alloy Steel	Die Steel	Stainless Steel			Cast Iron	Non-Ferrous		HRSA		Hardened Steel			
Low	Medium	High			300	400	17-4 PH		Aluminum	Nickel Alloy	Titanium	~35 HRC	35-45 HRC	45-50 HRC	50-70 HRC	
1010	1035	1065	4140					6061	Casting	Inconel	6Al4V					
1018	1045		4340					7075			(30 HRC)					

○ Good ○ Best





List 5700 (Continued)

A BRAND ADF-2D, Flat Drill



SPEED FEED
318-319

CARBIDE

IchAda

EgiAs

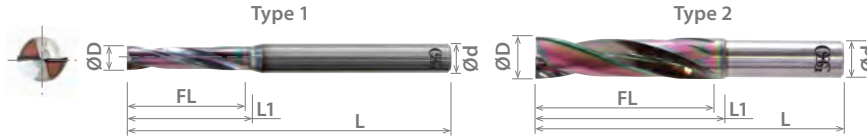
2 FLUTE

STUB

20°

SHANK
h6

PACKED
1 PIECE



Cutting Diameter Tolerance		
Size (mm)	mm	inch
D < 2	+0 / -0.009	+0 / -0.0004
2 < D ≤ 3	+0 / -0.014	+0 / -0.0006
3 < D ≤ 6	+0 / -0.018	+0 / -0.0007
6 < D ≤ 10	+0 / -0.022	+0 / -0.0009
10 < D ≤ 18	+0 / -0.027	+0 / -0.0011
18 < D ≤ 20	+0 / -0.033	+0 / -0.0013

EDP Number		Diameter (D)					Flute Length FL (mm)	Neck Length L1 (mm)	Overall Length L (mm)	Shank Diameter		Type
		Fractional Size	Wire Gage	Letter Size	mm	Inch				d (in)	d (mm)	
3330890	●	-	-	-	8.900	0.35039	38.00	40.00	80.00	-	8.00	2
3330900	●	-	-	-	9.000	0.35433	38.00	40.00	80.00	-	8.00	2
3330910	●	-	-	-	9.100	0.35827	42.00	44.00	85.00	-	8.00	2
570035911	●	23/64	-	-	9.128	0.35938	42.00	43.30	85.00	0.375	-	1
3330920	●	-	-	-	9.200	0.36220	42.00	44.00	85.00	-	8.00	2
3330930	●	-	-	-	9.300	0.36614	42.00	44.00	85.00	-	8.00	2
3330940	●	-	-	-	9.400	0.37008	42.00	44.00	85.00	-	8.00	2
3330950	●	-	-	-	9.500	0.37402	42.00	44.00	85.00	-	8.00	2
570037511	●	3/8	-	-	9.525	0.37500	42.00	44.00	85.00	0.375	-	2
3330960	●	-	-	-	9.600	0.37795	42.00	44.00	85.00	-	8.00	2
3330970	●	-	-	-	9.700	0.38189	42.00	44.00	85.00	-	8.00	2
3330980	●	-	-	-	9.800	0.38583	42.00	44.00	85.00	-	8.00	2
3330990	●	-	-	-	9.900	0.38976	42.00	44.00	85.00	-	8.00	2
3331000	●	-	-	-	10.000	0.39370	42.00	44.00	85.00	-	10.00	2
3331010	●	-	-	-	10.100	0.39764	46.00	48.00	90.00	-	10.00	2
3331020	●	-	-	-	10.200	0.40157	46.00	48.00	90.00	-	10.00	2
3331030	●	-	-	-	10.300	0.40551	46.00	48.00	90.00	-	10.00	2
570040611	●	13/32	-	-	10.319	0.40625	46.00	46.50	90.00	0.438	-	1
3331040	●	-	-	-	10.400	0.40945	46.00	48.00	90.00	-	10.00	2
3331050	●	-	-	-	10.500	0.41339	46.00	48.00	90.00	-	10.00	2
3331060	●	-	-	-	10.600	0.41732	46.00	48.00	90.00	-	10.00	2
3331070	●	-	-	-	10.700	0.42126	46.00	48.00	90.00	-	10.00	2
3331080	●	-	-	-	10.800	0.42520	46.00	48.00	90.00	-	10.00	2
3331090	●	-	-	-	10.900	0.42913	46.00	48.00	90.00	-	10.00	2
3331100	●	-	-	-	11.000	0.43307	46.00	48.00	90.00	-	10.00	2
3331110	●	-	-	-	11.100	0.43701	50.00	52.00	95.00	-	10.00	2
570043711	●	7/16	-	-	11.113	0.43750	50.00	52.00	95.00	0.438	-	2
3331120	●	-	-	-	11.200	0.44094	50.00	52.00	95.00	-	10.00	2
3331130	●	-	-	-	11.300	0.44488	50.00	52.00	95.00	-	10.00	2
3331140	●	-	-	-	11.400	0.44882	50.00	52.00	95.00	-	10.00	2
3331150	●	-	-	-	11.500	0.45276	50.00	52.00	95.00	-	10.00	2
570045311	●	29/64	-	-	11.509	0.45313	50.00	49.80	95.00	0.500	-	1
3331160	●	-	-	-	11.600	0.45669	50.00	52.00	95.00	-	10.00	2
3331170	●	-	-	-	11.700	0.46063	50.00	52.00	95.00	-	10.00	2
3331180	●	-	-	-	11.800	0.46457	50.00	52.00	95.00	-	10.00	2
3331190	●	-	-	-	11.900	0.46850	50.00	52.00	95.00	-	10.00	2
570046811	●	15/32	-	-	11.906	0.46875	50.00	50.50	95.00	0.500	-	1
3331200	●	-	-	-	12.000	0.47244	50.00	52.00	95.00	-	12.00	2
3331210	●	-	-	-	12.100	0.47638	56.00	58.00	100.00	-	12.00	2
3331220	●	-	-	-	12.200	0.48031	56.00	58.00	100.00	-	12.00	2
3331230	●	-	-	-	12.300	0.48425	56.00	58.00	100.00	-	12.00	2
3331240	●	-	-	-	12.400	0.48819	56.00	58.00	100.00	-	12.00	2
3331250	●	-	-	-	12.500	0.49213	56.00	58.00	100.00	-	12.00	2
3331260	●	-	-	-	12.600	0.49606	56.00	58.00	100.00	-	12.00	2
3331270	●	1/2	-	-	12.700	0.50000	56.00	58.00	100.00	-	12.00	2
3331280	●	-	-	-	12.800	0.50394	56.00	58.00	100.00	-	12.00	2
3331290	●	-	-	-	12.900	0.50787	56.00	58.00	100.00	-	12.00	2
3331300	●	-	-	-	13.000	0.51181	56.00	58.00	100.00	-	12.00	2
3331310	●	-	-	-	13.100	0.51575	60.00	62.00	105.00	-	12.00	2
3331320	●	-	-	-	13.200	0.51969	60.00	62.00	105.00	-	12.00	2
3331330	●	-	-	-	13.300	0.52362	60.00	62.00	105.00	-	12.00	2
3331340	●	-	-	-	13.400	0.52756	60.00	62.00	105.00	-	12.00	2

● Stocked ○ Available Upon Request; MOQ May Apply ▲ Globally Stocked

Note: Sizes smaller than 2mm available with IchAda coating. Sizes 2mm and larger available with EgiAs coating.



List 5700 (Continued)

A BRAND ADF-2D, Flat Drill



SPEED FEED
318-319

CARBIDE

IchAda

EgiAs

2 FLUTE

STUB

20°

SHANK
h6

PACKED
1 PIECE

EDP Number		Diameter (D)					Flute Length	Neck Length	Overall Length	Shank Diameter		Type
		Fractional Size	Wire Gage	Letter Size	mm	Inch	FL (mm)	L1 (mm)	L (mm)	d (in)	d (mm)	
3331350	●	-	-	-	13.500	0.53150	60.00	62.00	105.00	-	12.00	2
3331360	●	-	-	-	13.600	0.53543	60.00	62.00	105.00	-	12.00	2
3331370	●	-	-	-	13.700	0.53937	60.00	62.00	105.00	-	12.00	2
3331380	●	-	-	-	13.800	0.54331	60.00	62.00	105.00	-	12.00	2
3331390	●	-	-	-	13.900	0.54724	60.00	62.00	105.00	-	12.00	2
3331400	●	-	-	-	14.000	0.55118	60.00	62.00	105.00	-	12.00	2
3331410	●	-	-	-	14.100	0.55512	64.00	66.00	110.00	-	12.00	2
3331420	●	-	-	-	14.200	0.55906	64.00	66.00	110.00	-	12.00	2
570056211	●	9/16	-	-	14.288	0.56250	64.00	63.00	110.00	0.625	-	1
3331430	●	-	-	-	14.300	0.56299	64.00	66.00	110.00	-	12.00	2
3331440	●	-	-	-	14.400	0.56693	64.00	66.00	110.00	-	12.00	2
3331450	●	-	-	-	14.500	0.57087	64.00	66.00	110.00	-	12.00	2
3331460	●	-	-	-	14.600	0.57480	64.00	66.00	110.00	-	12.00	2
3331470	●	-	-	-	14.700	0.57874	64.00	66.00	110.00	-	12.00	2
3331480	●	-	-	-	14.800	0.58268	64.00	66.00	110.00	-	12.00	2
3331490	●	-	-	-	14.900	0.58661	64.00	66.00	110.00	-	12.00	2
3331500	●	-	-	-	15.000	0.59055	64.00	66.00	110.00	-	12.00	2
3331510	●	-	-	-	15.100	0.59449	68.00	70.00	115.00	-	12.00	2
3331520	●	-	-	-	15.200	0.59843	68.00	70.00	115.00	-	12.00	2
3331530	●	-	-	-	15.300	0.60236	68.00	70.00	115.00	-	12.00	2
3331540	●	-	-	-	15.400	0.60630	68.00	70.00	115.00	-	12.00	2
3331550	●	-	-	-	15.500	0.61024	68.00	70.00	115.00	-	12.00	2
3331560	●	-	-	-	15.600	0.61417	68.00	70.00	115.00	-	12.00	2
3331570	●	-	-	-	15.700	0.61811	68.00	70.00	115.00	-	12.00	2
3331580	●	-	-	-	15.800	0.62205	68.00	70.00	115.00	-	12.00	2
570062511	●	5/8	-	-	15.875	0.62500	68.00	70.00	115.00	0.625	-	2
3331590	●	-	-	-	15.900	0.62598	68.00	70.00	115.00	-	12.00	2
3331600	●	-	-	-	16.000	0.62992	68.00	70.00	115.00	-	16.00	2
3331650	●	-	-	-	16.500	0.64961	74.00	76.00	125.00	-	16.00	2
3331700	●	-	-	-	17.000	0.66929	74.00	76.00	125.00	-	16.00	2
570068711	●	11/16	-	-	17.463	0.68750	78.00	77.10	130.00	0.750	-	1
3331750	●	-	-	-	17.500	0.68898	78.00	80.00	130.00	-	16.00	2
3331800	●	-	-	-	18.000	0.70866	78.00	80.00	130.00	-	16.00	2
3331850	●	-	-	-	18.500	0.72835	84.00	86.00	135.00	-	16.00	2
3331900	●	-	-	-	19.000	0.74803	84.00	86.00	135.00	-	16.00	2
570075011	●	3/4	-	-	19.050	0.75000	88.00	90.00	140.00	0.750	-	2
3331950	●	-	-	-	19.500	0.76772	88.00	90.00	140.00	-	16.00	2
3332000	●	-	-	-	20.000	0.78740	88.00	90.00	140.00	-	20.00	2

● Stocked ○ Available Upon Request; MOQ May Apply ▲ Globally Stocked

Note: Sizes smaller than 2mm available with IchAda coating. Sizes 2mm and larger available with EgiAs coating.



P					M			K	N		S		H			
Steel					Stainless Steel			Cast Iron	Non-Ferrous		HRSA		Hardened Steel			
Carbon Steel			Alloy Steel	Die Steel					Aluminum		Nickel Alloy	Titanium				
Low	Medium	High			300	400	17-4 PH	6061 7075	Casting	Inconel			6Al4V (30 HRC)	~35 HRC	35-45 HRC	45-50 HRC
1010	1035	1065	4140	4340	○	○	○	○	○	○			○	○		
1018	1045							○								

○ Good ○ Best





List 5705

A BRAND ADFLS-2D, Long Shank, Flat Drill



SPEED FEED
320

CARBIDE

EgiAs


2 FLUTE

STUB

20°

SHANK
h6

PACKED
1 PIECE



Cutting Diameter Tolerance (h8)		
Size (mm)	mm	inch
3 ≤ D ≤ 6	+0/-0.018	+0/-0.0007
6 < D ≤ 10	+0/-0.022	+0/-0.0009
10 < D ≤ 18	+0/-0.027	+0/-0.0011
18 < D ≤ 20	+0/-0.033	+0/-0.0013

EDP Number		Diameter (D)					Flute Length	Neck Length	Overall Length	Shank Diameter		Type
		Fractional Size	Wire Gage	Letter Size	mm	Inch	FL (mm)	L1 (mm)	L (mm)	d (in)	d (mm)	
3332300	●	-	-	-	3.000	0.11811	15.00	30.00	100.00	-	6.00	1
3332310	●	-	-	-	3.100	0.12205	15.00	31.00	100.00	-	6.00	1
570512517	●	1/8	-	-	3.175	0.12500	15.00	32.00	100.00	0.125	-	2
3332320	●	-	-	-	3.200	0.12598	15.00	32.00	100.00	-	6.00	1
3332330	●	-	-	-	3.300	0.12992	15.00	33.00	100.00	-	6.00	1
3332340	●	-	-	-	3.400	0.13386	16.00	34.00	100.00	-	6.00	1
3332350	●	-	-	-	3.500	0.13780	16.00	35.00	100.00	-	6.00	1
3332360	●	-	-	-	3.600	0.14173	16.00	36.00	100.00	-	6.00	1
3332370	●	-	-	-	3.700	0.14567	16.00	37.00	100.00	-	6.00	1
3332380	●	-	-	-	3.800	0.14961	19.00	38.00	100.00	-	6.00	1
3332390	●	-	-	-	3.900	0.15354	19.00	39.00	100.00	-	6.00	1
570515617	●	5/32	-	-	3.969	0.15625	19.00	40.00	100.00	0.188	-	1
3332400	●	-	-	-	4.000	0.15748	19.00	40.00	100.00	-	6.00	1
3332410	●	-	-	-	4.100	0.16142	19.00	41.00	100.00	-	6.00	1
3332420	●	-	-	-	4.200	0.16535	21.00	42.00	100.00	-	6.00	1
3332430	●	-	-	-	4.300	0.16929	21.00	43.00	100.00	-	6.00	1
3332440	●	-	-	-	4.400	0.17323	21.00	44.00	100.00	-	6.00	1
3332450	●	-	-	-	4.500	0.17717	21.00	45.00	100.00	-	6.00	1
3332460	●	-	-	-	4.600	0.18110	21.00	46.00	100.00	-	6.00	1
3332470	●	-	-	-	4.700	0.18504	21.00	47.00	100.00	-	6.00	1
570518717	●	3/16	-	-	4.763	0.18750	24.00	48.00	100.00	0.188	-	2
3332480	●	-	-	-	4.800	0.18898	24.00	48.00	100.00	-	6.00	1
3332490	●	-	-	-	4.900	0.19291	24.00	49.00	100.00	-	6.00	1
3332500	●	-	-	-	5.000	0.19685	24.00	50.00	110.00	-	6.00	1
3332510	●	-	-	-	5.100	0.20079	24.00	51.00	110.00	-	6.00	1
3332520	●	-	-	-	5.200	0.20472	24.00	52.00	110.00	-	6.00	1
3332530	●	-	-	-	5.300	0.20866	24.00	53.00	110.00	-	6.00	1
3332540	●	-	-	-	5.400	0.21260	27.00	54.00	110.00	-	6.00	1
3332550	●	-	-	-	5.500	0.21654	27.00	55.00	110.00	-	6.00	1
570521817	●	7/32	-	-	5.556	0.21875	27.00	56.00	110.00	0.250	-	1
3332560	●	-	-	-	5.600	0.22047	27.00	56.00	110.00	-	6.00	1
3332570	●	-	-	-	5.700	0.22441	27.00	57.00	110.00	-	6.00	1
3332580	●	-	-	-	5.800	0.22835	27.00	58.00	110.00	-	6.00	1
3332590	●	-	-	-	5.900	0.23228	27.00	59.00	110.00	-	6.00	1
3332600	●	-	-	-	6.000	0.23622	27.00	29.00	110.00	-	6.00	2
3334060	●	-	-	-	6.000	0.23622	27.00	60.00	110.00	-	6.00	3
570525017	●	1/4	-	E	6.350	0.25000	30.00	64.00	120.00	0.250	-	2
3332650	●	-	-	-	6.500	0.25591	30.00	32.00	120.00	-	6.00	2
3332680	●	-	-	-	6.800	0.26772	30.00	32.00	120.00	-	6.00	2
3332700	●	-	-	-	7.000	0.27559	30.00	32.00	120.00	-	6.00	2
570528117	●	9/32	-	-	7.144	0.28125	34.00	72.00	130.00	0.313	-	1
3332750	●	-	-	-	7.500	0.29528	34.00	36.00	130.00	-	6.00	2
3332780	●	-	-	-	7.800	0.30709	34.00	36.00	130.00	-	6.00	2
570531217	●	5/16	-	-	7.938	0.31250	34.00	79.00	130.00	0.313	-	2
3332800	●	-	-	-	8.000	0.31496	34.00	36.00	130.00	-	8.00	2
3334080	●	-	-	-	8.000	0.31496	34.00	80.00	130.00	-	8.00	3
570532817	●	21/64	-	-	8.334	0.32813	38.00	83.00	140.00	0.375	-	1
3332850	●	-	-	-	8.500	0.33465	38.00	40.00	140.00	-	8.00	2
3332880	●	-	-	-	8.800	0.34646	38.00	40.00	140.00	-	8.00	2
3332900	●	-	-	-	9.000	0.35433	38.00	40.00	140.00	-	8.00	2
570535917	●	23/64	-	-	9.128	0.35938	42.00	91.00	150.00	0.375	-	1
3332950	●	-	-	-	9.500	0.37402	42.00	44.00	150.00	-	8.00	2

● Stocked ○ Available Upon Request; MOQ May Apply ▲ Globally Stocked





List 5705 (Continued)

A BRAND ADFLS-2D, Long Shank, Flat Drill



SPEED FEED 320	CARBIDE	EgiAs	2 FLUTE	STUB	20°	SHANK h6	PACKED 1 PIECE
--------------------------	----------------	--------------	----------------	-------------	------------	--------------------	--------------------------

EDP Number	Diameter (D)					Flute Length	Neck Length	Overall Length	Shank Diameter		Type	
	Fractional Size	Wire Gage	Letter Size	mm	Inch				d (in)	d (mm)		
570537517	●	3/8	-	-	9.525	0.37500	42.00	95.00	150.00	0.375	-	2
3332980	●	-	-	-	9.800	0.38583	42.00	44.00	150.00	-	8.00	2
3333000	●	-	-	-	10.000	0.39370	42.00	44.00	150.00	-	10.00	2
3334100	●	-	-	-	10.000	0.39370	42.00	100.00	150.00	-	10.00	3
570540617	●	13/32	-	-	10.319	0.40625	46.00	103.00	160.00	0.438	-	1
3333050	●	-	-	-	10.500	0.41339	46.00	48.00	160.00	-	10.00	2
3333080	●	-	-	-	10.800	0.42520	46.00	48.00	160.00	-	10.00	2
3333100	●	-	-	-	11.000	0.43307	46.00	48.00	160.00	-	10.00	2
570543717	●	7/16	-	-	11.113	0.43750	50.00	111.00	170.00	0.438	-	2
570545317	●	29/64	-	-	11.509	0.45313	50.00	115.00	170.00	0.500	-	1
3333180	●	-	-	-	11.800	0.46457	50.00	52.00	170.00	-	10.00	2
570546817	●	15/32	-	-	11.906	0.46875	50.00	119.00	170.00	0.500	-	1
3333200	●	-	-	-	12.000	0.47244	50.00	52.00	170.00	-	12.00	2
3334120	●	-	-	-	12.000	0.47244	50.00	120.00	170.00	-	12.00	3
3333250	●	-	-	-	12.500	0.49213	56.00	58.00	180.00	-	12.00	2
570550017	●	1/2	-	-	12.700	0.50000	56.00	127.00	180.00	0.500	-	2
3333300	●	-	-	-	13.000	0.51181	56.00	58.00	180.00	-	12.00	2
3333350	●	-	-	-	13.500	0.53150	60.00	62.00	190.00	-	12.00	2
3333400	●	-	-	-	14.000	0.55118	60.00	62.00	190.00	-	12.00	2
570556217	●	9/16	-	-	14.288	0.56250	64.00	143.00	200.00	0.625	-	1
3333500	●	-	-	-	15.000	0.59055	64.00	66.00	200.00	-	12.00	2
570562517	●	5/8	-	-	15.875	0.62500	68.00	159.00	210.00	0.625	-	2
3333600	●	-	-	-	16.000	0.62992	68.00	70.00	210.00	-	16.00	2
3334160	●	-	-	-	16.000	0.62992	68.00	160.00	210.00	-	16.00	3
3333700	●	-	-	-	17.000	0.66929	74.00	76.00	220.00	-	16.00	2
570568717	●	11/16	-	-	17.463	0.68750	78.00	175.00	230.00	0.750	-	1
3333750	●	-	-	-	17.500	0.68898	78.00	80.00	230.00	-	16.00	2
3333800	●	-	-	-	18.000	0.70866	78.00	80.00	230.00	-	16.00	2
570575017	●	3/4	-	-	19.050	0.75000	88.00	191.00	250.00	0.750	-	2
3334000	●	-	-	-	20.000	0.78740	88.00	90.00	250.00	-	20.00	2
3334200	●	-	-	-	20.000	0.78740	88.00	200.00	250.00	-	20.00	3

● Stocked ○ Available Upon Request; MOQ May Apply ▲ Globally Stocked



ABOUT OSG

DRILLING

THREADING

MILLING

HOLDERS

INDEX

P					M			K	N		S		H					
Steel					Stainless Steel			Cast Iron	Non-Ferrous		HRSA		Hardened Steel					
Carbon Steel			Alloy Steel	Die Steel					Aluminum		Nickel Alloy	Titanium						
Low	Medium	High			1010 1018	1035 1045	1065	4140 4340	300	400			17-4 PH	6061 7075	Casting	Inconel	6Al4V (30 HRC)	~35 HRC
○	○	○	○	○							○	○						

○ Good ○ Best





A Brand AD-LDS

Advanced Performance Spot Drills

List 5190

A BRAND AD-LDS



SPEED FEED
321

CARBIDE

EgiAs



SHANK
h7

PACKED
1 PIECE



ABOUT OSG

DRILLING

THREADING

MILLING

HOLDERS

INDEX

EDP Number		Diameter (D)					Min. Drill Hole Size	Flute Length		Overall Length		Shank Diameter		Point Angle	Helix
		Fractional Size	Wire Gage	Letter Size	mm	Inch		FL (mm)	L (mm)	d (in)	d (mm)	α			
8688933	●	-	-	-	3.000	0.11811	1.20	9.00	48.00	-	3.00	90	12		
8688957	●	-	-	-	3.000	0.11811	1.20	9.00	48.00	-	3.00	120	25		
8688966	●	-	-	-	3.000	0.11811	1.20	9.00	48.00	-	3.00	140	25		
8688934	●	-	-	-	4.000	0.15748	1.50	12.00	54.00	-	4.00	90	12		
8688958	●	-	-	-	4.000	0.15748	1.50	12.00	54.00	-	4.00	120	25		
8688967	●	-	-	-	4.000	0.15748	1.50	12.00	54.00	-	4.00	140	25		
519012017	●	-	-	-	5.000	0.19685	1.70	14.00	70.00	-	5.00	90	12		
519022017	●	-	-	-	5.000	0.19685	1.70	14.00	70.00	-	5.00	120	25		
519032017	●	-	-	-	5.000	0.19685	1.70	14.00	70.00	-	5.00	140	25		
8688935	●	-	-	-	6.000	0.23622	1.90	15.00	72.00	-	6.00	90	12		
8688959	●	-	-	-	6.000	0.23622	1.90	15.00	72.00	-	6.00	120	25		
8688968	●	-	-	-	6.000	0.23622	1.90	15.00	72.00	-	6.00	140	25		
519012517	●	1/4	-	E	6.350	0.25000	1.90	17.00	75.00	0.250	-	90	12		
519022517	●	1/4	-	E	6.350	0.25000	1.90	17.00	75.00	0.250	-	120	25		
519032517	●	1/4	-	E	6.350	0.25000	1.90	17.00	75.00	0.250	-	140	25		
8688936	●	-	-	-	8.000	0.31496	2.10	20.00	81.00	-	8.00	90	12		
8688960	●	-	-	-	8.000	0.31496	2.10	20.00	81.00	-	8.00	120	25		
8688969	●	-	-	-	8.000	0.31496	2.10	20.00	81.00	-	8.00	140	25		
519013817	●	3/8	-	-	9.525	0.37500	2.30	24.00	93.00	0.375	-	90	12		
519023817	●	3/8	-	-	9.525	0.37500	2.30	24.00	93.00	0.375	-	120	25		
519033817	●	3/8	-	-	9.525	0.37500	2.30	24.00	93.00	0.375	-	140	25		
8688937	●	-	-	-	10.000	0.39370	2.50	24.00	93.00	-	10.00	90	12		
8688961	●	-	-	-	10.000	0.39370	2.50	24.00	93.00	-	10.00	120	25		
8688970	●	-	-	-	10.000	0.39370	2.50	24.00	93.00	-	10.00	140	25		
8688938	●	-	-	-	12.000	0.47244	2.50	28.00	108.00	-	12.00	90	12		
8688962	●	-	-	-	12.000	0.47244	2.50	28.00	108.00	-	12.00	120	25		
8688971	●	-	-	-	12.000	0.47244	2.50	28.00	108.00	-	12.00	140	25		
519015017	●	1/2	-	-	12.700	0.50000	3.00	36.00	111.00	0.500	-	90	12		
519025017	●	1/2	-	-	12.700	0.50000	3.00	36.00	111.00	0.500	-	120	25		
519035017	●	1/2	-	-	12.700	0.50000	3.00	36.00	111.00	0.500	-	140	25		
519016217	●	5/8	-	-	15.875	0.62500	5.00	41.00	118.00	0.625	-	90	12		
519026217	●	5/8	-	-	15.875	0.62500	5.00	41.00	118.00	0.625	-	120	25		
519036217	●	5/8	-	-	15.875	0.62500	5.00	41.00	118.00	0.625	-	140	25		
519016317	●	-	-	-	16.000	0.62992	5.00	41.00	118.00	-	16.00	90	12		
519026317	●	-	-	-	16.000	0.62992	5.00	41.00	118.00	-	16.00	120	25		
519036317	●	-	-	-	16.000	0.62992	5.00	41.00	118.00	-	16.00	140	25		
519017517	●	3/4	-	-	19.050	0.75000	5.00	46.00	132.00	0.750	-	90	12		
519027517	●	3/4	-	-	19.050	0.75000	5.00	46.00	132.00	0.750	-	120	25		
519037517	●	3/4	-	-	19.050	0.75000	5.00	46.00	132.00	0.750	-	140	25		
519017917	●	-	-	-	20.000	0.78740	5.00	46.00	132.00	-	20.00	90	12		
519027917	●	-	-	-	20.000	0.78740	5.00	46.00	132.00	-	20.00	120	25		
519037917	●	-	-	-	20.000	0.78740	5.00	46.00	132.00	-	20.00	140	25		
519019817	●	-	-	-	25.000	0.98425	5.00	53.00	151.00	-	25.00	90	12		
519029817	●	-	-	-	25.000	0.98425	5.00	53.00	151.00	-	25.00	120	25		
519039817	●	-	-	-	25.000	0.98425	5.00	53.00	151.00	-	25.00	140	25		

● Stocked ○ Available Upon Request; MOQ May Apply ▲ Globally Stocked



P					M			K	N		S		H						
Steel					Stainless Steel			Cast Iron	Non-Ferrous		HRSA		Hardened Steel						
Carbon Steel			Alloy Steel	Die Steel	300	400	17-4 PH		Aluminum		Nickel Alloy	Titanium							
Low	Medium	High							6061 7075	Casting			Inconel	6Al4V (30 HRC)	~35 HRC	35-45 HRC	45-50 HRC	50-70 HRC	
1010	1018	1035	1045	1065	4140	4340													
○	○	○	○	○				○					○	○	○	○	○	○	○

○ Good ○ Best





List 5630

EXOPRO TRS-HO-10D, 3 Flute



SPEED FEED 322	CARBIDE	EgiAs	3 FLUTE	TAPER	30°	SHANK h6	PACKED 1 PIECE
--------------------------	----------------	--------------	----------------	--------------	------------	--------------------	--------------------------



Cutting Diameter Tolerance (h8)		
Size (mm)	mm	inch
5 ≤ D ≤ 6	-0.020 / -0.038	-0.0007 / -0.0014
6 < D ≤ 10	-0.025 / -0.047	-0.0009 / -0.0018
10 < D ≤ 15.875	-0.032 / -0.059	-0.0012 / -0.0023

EDP Number	●	Diameter (D)					Flute Length FL (mm)	Overall Length L (mm)	Shank Diameter	
		Fractional Size	Wire Gage	Letter Size	mm	Inch			d (in)	d (mm)
48159050	●	-	-	-	5.000	0.19685	65.00	115.00	-	6.00
563020011	●	-	-	-	5.100	0.20079	70.00	128.00	-	6.00
563020311	●	13/64	-	-	5.159	0.20313	70.00	128.00	-	6.00
563020411	●	-	-	-	5.200	0.20472	70.00	128.00	-	6.00
563020811	●	-	-	-	5.300	0.20866	70.00	128.00	-	6.00
563021211	●	-	-	-	5.400	0.21260	78.00	128.00	-	6.00
563021311	●	-	3	-	5.410	0.21299	78.00	128.00	-	6.00
8664055	●	-	-	-	5.500	0.21654	78.00	128.00	-	6.00
563021811	●	7/32	-	-	5.558	0.21875	78.00	128.00	-	6.00
563022011	●	-	-	-	5.600	0.22047	78.00	128.00	-	6.00
563022411	●	-	-	-	5.700	0.22441	78.00	128.00	-	6.00
563022811	●	-	-	-	5.800	0.22835	78.00	128.00	-	6.00
563023211	●	-	-	-	5.900	0.23228	78.00	128.00	-	6.00
563023411	●	15/64	-	-	5.953	0.23438	78.00	128.00	-	6.00
8664060	●	-	-	-	6.000	0.23622	78.00	128.00	-	6.00
563024011	●	-	-	-	6.100	0.24016	87.00	140.00	-	8.00
563024411	●	-	-	-	6.200	0.24409	87.00	140.00	-	8.00
563024811	●	-	-	-	6.300	0.24803	87.00	140.00	-	8.00
563025011	●	1/4	-	E	6.350	0.25000	87.00	140.00	0.250	-
563025211	●	-	-	-	6.400	0.25197	87.00	140.00	-	8.00
48159065	●	-	-	-	6.500	0.25591	87.00	140.00	-	8.00
563025711	●	-	-	-	6.530	0.25709	87.00	140.00	-	8.00
563025911	●	-	-	-	6.600	0.25984	87.00	140.00	-	8.00
563026311	●	-	-	-	6.700	0.26378	87.00	140.00	-	8.00
563026511	●	17/64	-	-	6.747	0.26563	90.00	140.00	0.313	-
563026711	●	-	-	-	6.800	0.26772	90.00	140.00	-	8.00
563027111	●	-	-	-	6.900	0.27165	90.00	140.00	-	8.00
48159070	●	-	-	-	7.000	0.27559	90.00	140.00	-	8.00
563027911	●	-	-	-	7.100	0.27953	100.00	155.00	-	8.00
563028111	●	9/32	-	-	7.144	0.28125	100.00	155.00	0.313	-
563028311	●	-	-	-	7.200	0.28346	100.00	155.00	-	8.00
563028711	●	-	-	-	7.300	0.28740	100.00	155.00	-	8.00
563029111	●	-	-	-	7.400	0.29134	100.00	155.00	-	8.00
8664075	●	-	-	-	7.500	0.29528	100.00	155.00	-	8.00
563029611	●	19/64	-	-	7.541	0.29688	105.00	155.00	0.313	-
563029911	●	-	-	-	7.600	0.29921	105.00	155.00	-	8.00
563030311	●	-	-	-	7.700	0.30315	105.00	155.00	-	8.00
563030711	●	-	-	-	7.800	0.30709	105.00	155.00	-	8.00
563031111	●	-	-	-	7.900	0.31102	105.00	155.00	-	8.00
563031211	●	5/16	-	-	7.938	0.31250	105.00	155.00	0.313	-
8664080	●	-	-	-	8.000	0.31496	105.00	155.00	-	8.00
563031811	●	-	-	-	8.100	0.31890	110.00	165.00	-	10.00
563032211	●	-	-	-	8.200	0.32283	110.00	165.00	-	10.00

● Stocked ○ Available Upon Request; MOQ May Apply ▲ Globally Stocked



CONTINUED ➔

P					M			K	N		S		H					
Steel					Stainless Steel			Cast Iron	Non-Ferrous		HRSA		Hardened Steel					
Carbon Steel			Alloy Steel	Die Steel	300	400	17-4 PH		Aluminum		Nickel Alloy	Titanium	Hardened Steel					
Low	Medium	High							6061	Casting			Inconel	6Al4V (30 HRC)	~35 HRC	35-45 HRC	45-50 HRC	50-70 HRC
1010	1035	1065	4140	4340														
1018	1045																	

○ Good ⊗ Best





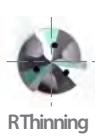
List 5630 (Continued)

EXOPRO TRS-HO-10D, 3 Flute

SPEED
FEED
322

CARBIDE

EgiAs



Cutting Diameter Tolerance (h8)		
Size (mm)	mm	inch
5 ≤ D ≤ 6	-0.020 / -0.038	-0.0007 / -0.0014
6 < D ≤ 10	-0.025 / -0.047	-0.0009 / -0.0018
10 < D ≤ 15.875	-0.032 / -0.059	-0.0012 / -0.0023

EDP Number		Diameter (D)					Flute Length FL (mm)	Overall Length L (mm)	Shank Diameter	
		Fractional Size	Wire Gage	Letter Size	mm	Inch			d (in)	d (mm)
563032611	●	-	-	-	8.300	0.32677	110.00	165.00	-	10.00
563032811	●	21/64	-	-	8.334	0.32813	110.00	165.00	0.375	-
563033011	●	-	-	-	8.400	0.33071	110.00	165.00	-	10.00
563033111	●	-	-	Q	8.433	0.33200	110.00	165.00	-	10.00
48159085	●	-	-	-	8.500	0.33465	110.00	165.00	-	10.00
563033811	●	-	-	-	8.600	0.33858	115.00	165.00	-	10.00
563034211	●	-	-	-	8.700	0.34252	115.00	165.00	-	10.00
563034311	●	11/32	-	-	8.733	0.34375	115.00	165.00	0.375	-
563034611	●	-	-	-	8.800	0.34646	115.00	165.00	-	10.00
563035011	●	-	-	-	8.900	0.35039	115.00	165.00	-	10.00
48159090	●	-	-	-	9.000	0.35433	115.00	165.00	-	10.00
563035811	●	-	-	-	9.100	0.35827	125.00	190.00	-	10.00
563035911	●	23/64	-	-	9.128	0.35938	125.00	190.00	0.375	-
563036211	●	-	-	-	9.200	0.36220	125.00	190.00	-	10.00
563036611	●	-	-	-	9.300	0.36614	125.00	190.00	-	10.00
563037011	●	-	-	-	9.400	0.37008	125.00	190.00	-	10.00
8664095	●	-	-	-	9.500	0.37402	125.00	190.00	-	10.00
563037511	●	3/8	-	-	9.525	0.37500	130.00	190.00	0.375	-
563037811	●	-	-	-	9.600	0.37795	130.00	190.00	-	10.00
563038111	●	-	-	-	9.700	0.38189	130.00	190.00	-	10.00
563038511	●	-	-	-	9.800	0.38583	130.00	190.00	-	10.00
563038911	●	-	-	-	9.900	0.38976	130.00	190.00	-	10.00
563039011	●	25/64	-	-	9.922	0.39063	130.00	190.00	0.438	-
8664100	●	-	-	-	10.000	0.39370	130.00	190.00	-	10.00
563039711	●	-	-	-	10.100	0.39764	140.00	205.00	-	12.00
563040111	●	-	-	-	10.200	0.40157	140.00	205.00	-	12.00
563040511	●	-	-	-	10.300	0.40551	140.00	205.00	-	12.00
563040611	●	13/32	-	-	10.319	0.40625	140.00	205.00	0.438	-
563040911	●	-	-	-	10.400	0.40945	140.00	205.00	-	12.00
563041311	●	-	-	-	10.500	0.41339	140.00	205.00	-	12.00
563041711	●	-	-	-	10.600	0.41732	140.00	205.00	-	12.00
563041211	●	-	-	-	10.700	0.42126	140.00	205.00	-	12.00
563042211	●	27/64	-	-	10.716	0.42188	145.00	205.00	0.438	-
563042511	●	-	-	-	10.800	0.42520	145.00	205.00	-	12.00
563042911	●	-	-	-	10.900	0.42913	145.00	205.00	-	12.00
563043311	●	-	-	-	11.000	0.43307	145.00	205.00	-	12.00
563043711	●	-	-	-	11.100	0.43701	155.00	215.00	-	12.00
563043811	●	7/16	-	-	11.113	0.43750	155.00	215.00	0.438	-
563044011	●	-	-	-	11.200	0.44094	155.00	215.00	-	12.00
563044411	●	-	-	-	11.300	0.44488	155.00	215.00	-	12.00
563044811	●	-	-	-	11.400	0.44882	155.00	215.00	-	12.00
8664115	●	-	-	-	11.500	0.45276	155.00	215.00	-	12.00
563045311	●	29/64	-	-	11.509	0.45313	155.00	215.00	0.500	-
563045611	●	-	-	-	11.600	0.45669	155.00	215.00	-	12.00
563046011	●	-	-	-	11.700	0.46063	155.00	215.00	-	12.00
563046411	●	-	-	-	11.800	0.46457	155.00	215.00	-	12.00
563056811	●	-	-	-	11.900	0.46850	155.00	215.00	-	12.00
8664120	●	-	-	-	12.000	0.47244	155.00	215.00	-	12.00
563047611	●	-	-	-	12.100	0.47638	155.00	215.00	-	14.00
563048011	●	-	-	-	12.200	0.48031	155.00	215.00	-	14.00
563048411	●	-	-	-	12.300	0.48425	155.00	215.00	0.500	-
563048811	●	-	-	-	12.400	0.48819	155.00	215.00	-	14.00

● Stocked ○ Available Upon Request; MOQ May Apply ▲ Globally Stocked





List 5630 (Continued)

EXOPRO TRS-HO-10D, 3 Flute



SPEED FEED
322

CARBIDE

EgiAs



3 FLUTE

TAPER



30°



SHANK
h6



PACKED
1 PIECE

EDP Number		Diameter (D)					Flute Length	Overall Length	Shank Diameter	
		Fractional Size	Wire Gage	Letter Size	mm	Inch	FL (mm)	L (mm)	d (in)	d (mm)
563049211	●	-	-	-	12.500	0.49213	155.00	215.00	-	14.00
563049611	●	-	-	-	12.600	0.49606	155.00	215.00	-	14.00
563050011	●	1/2	-	-	12.700	0.50000	155.00	215.00	0.500	-
563053111	●	17/32	-	-	13.494	0.53125	175.00	225.00	0.625	-
563053211	●	-	-	-	13.500	0.53150	175.00	225.00	-	14.00
563055111	●	-	-	-	14.000	0.55118	180.00	230.00	-	14.00
563056211	●	9/16	-	-	14.288	0.56250	180.00	230.00	0.625	-
563057011	●	-	-	-	14.500	0.57087	190.00	240.00	-	16.00
563062511	●	5/8	-	-	15.875	0.62500	210.00	260.00	0.625	-

● Stocked ○ Available Upon Request; MOQ May Apply ▲ Globally Stocked



ABOUT OSG

DRILLING

THREADING

MILLING

HOLDERS

INDEX

P					M			K	N		S		H			
Steel					Stainless Steel			Cast Iron	Non-Ferrous		HRSA		Hardened Steel			
Carbon Steel			Alloy Steel	Die Steel					Aluminum		Nickel Alloy	Titanium				
Low	Medium	High			4140 4340	300	400	17-4 PH	6061 7075	Casting			Inconel	6Al4V (30 HRC)	~35 HRC	35-45 HRC
1010 1018	1035 1045	1065														
○	○	○	○	○				○		○			○			

○ Good ○ Best





List 5950Ni

EXOPRO WHO-NI-3D

SPEED FEED
323

CARBIDE

DUROREY



Cutting Diameter Tolerance (h8)		
Size (mm)	mm	inch
D = 3	+0 / -0.014	+0 / -0.0006
3 < D ≤ 6	+0 / -0.018	+0 / -0.0007
6 < D ≤ 10	+0 / -0.022	+0 / -0.0009
10 < D ≤ 12.7	+0 / -0.027	+0 / -0.0011

EDP Number		Diameter (D)					Flute Length FL (mm)	Overall Length L (mm)	Shank Diameter d (mm)
		Fractional Size	Wire Gage	Letter Size	mm	Inch			
595011811	●	-	-	-	3.000	0.11811	20.00	62.00	6.00
595012511	●	1/8	-	-	3.175	0.12500	20.00	62.00	6.00
595013011	●	-	-	-	3.300	0.12992	21.00	62.00	6.00
595013411	●	-	-	-	3.400	0.13386	21.00	62.00	6.00
595013711	●	-	-	-	3.490	0.13740	21.00	62.00	6.00
595013811	●	-	-	-	3.500	0.13780	21.00	62.00	6.00
595013911	●	-	-	-	3.510	0.13819	23.00	62.00	6.00
595014211	●	-	-	-	3.600	0.14173	23.00	62.00	6.00
595014611	●	-	-	-	3.700	0.14567	23.00	62.00	6.00
595015011	●	-	-	-	3.800	0.14961	24.00	62.00	6.00
595015411	●	-	-	-	3.900	0.15354	24.00	62.00	6.00
595015611	●	5/32	-	-	3.969	0.15625	24.00	62.00	6.00
595015711	●	-	-	-	4.000	0.15748	24.00	62.00	6.00
595016111	●	-	-	-	4.100	0.16142	26.00	68.00	6.00
595016311	●	-	-	-	4.150	0.16339	26.00	68.00	6.00
595016511	●	-	-	-	4.200	0.16535	26.00	68.00	6.00
595016911	●	-	-	-	4.300	0.16929	27.00	68.00	6.00
595017111	●	11/64	-	-	4.366	0.17188	27.00	68.00	6.00
595017311	●	-	-	-	4.400	0.17323	27.00	68.00	6.00
595017711	●	-	-	-	4.500	0.17717	27.00	68.00	6.00
595018111	●	-	-	-	4.600	0.18110	29.00	68.00	6.00
595018511	●	-	-	-	4.700	0.18504	29.00	68.00	6.00
595018711	●	3/16	-	-	4.763	0.18750	29.00	68.00	6.00
595018911	●	-	-	-	4.800	0.18898	30.00	68.00	6.00
595019311	●	-	-	-	4.900	0.19291	30.00	68.00	6.00
595019711	●	-	-	-	5.000	0.19685	30.00	68.00	6.00
595020111	●	-	-	-	5.100	0.20079	26.00	74.00	6.00
595020311	●	13/64	-	-	5.159	0.20313	26.00	74.00	6.00
595020511	●	-	-	-	5.200	0.20472	26.00	74.00	6.00
595020611	●	-	-	-	5.220	0.20550	28.00	74.00	6.00
595020911	●	-	-	-	5.300	0.20866	28.00	74.00	6.00
595021311	●	-	-	-	5.400	0.21260	28.00	74.00	6.00
595021711	●	-	-	-	5.500	0.21654	28.00	74.00	6.00
595021611	●	-	-	-	5.530	0.21772	29.00	74.00	6.00
595021811	●	7/32	-	-	5.556	0.21875	29.00	74.00	6.00
595021911	●	-	-	-	5.560	0.21890	29.00	74.00	6.00
595022011	●	-	-	-	5.600	0.22047	29.00	74.00	6.00
595022411	●	-	-	-	5.700	0.22441	29.00	74.00	6.00
595022811	●	-	-	-	5.800	0.22835	30.00	74.00	6.00
595023211	●	-	-	-	5.900	0.23228	30.00	74.00	6.00
595023411	●	15/64	-	-	5.953	0.23438	30.00	74.00	6.00
595023611	●	-	-	-	6.000	0.23622	30.00	74.00	6.00
595025011	●	1/4	-	-	6.350	0.25000	33.00	83.00	8.00
595025611	●	-	-	-	6.500	0.25591	33.00	83.00	8.00
595026211	●	-	-	-	6.650	0.26181	34.00	83.00	8.00
595026511	●	17/64	-	-	6.747	0.26563	35.00	83.00	8.00
595026811	●	-	-	-	6.800	0.26772	35.00	83.00	8.00
595027411	●	-	-	-	6.960	0.27402	35.00	83.00	8.00
595027611	●	-	-	-	7.000	0.27559	35.00	83.00	8.00
595028111	●	9/32	-	-	7.144	0.28125	36.00	94.00	8.00
595029511	●	-	-	-	7.500	0.29528	38.00	94.00	8.00
595029611	●	19/64	-	-	7.541	0.29688	39.00	94.00	8.00

● Stocked ○ Available Upon Request; MOQ May Apply ▲ Globally Stocked





List 5950Ni (Continued)

EXOPRO WHO-NI-3D



SPEED FEED 323	CARBIDE	DUROREY	2 FLUTE	STUB	12-20°	SHANK h6	PACKED 1 PIECE
--------------------------	----------------	----------------	----------------	-------------	---------------	--------------------	--------------------------

EDP Number		Diameter (D)					Flute Length	Overall Length	Shank Diameter
		Fractional Size	Wire Gage	Letter Size	mm	Inch	FL (mm)	L (mm)	d (mm)
595030711	●	-	-	-	7.800	0.30709	40.00	94.00	8.00
595031211	●	5/16	-	-	7.938	0.31250	40.00	94.00	8.00
595031511	●	-	-	-	8.000	0.31496	40.00	94.00	8.00
595031711	●	-	-	-	8.040	0.31654	41.00	101.00	10.00
595032811	●	21/64	-	-	8.334	0.32813	43.00	101.00	10.00
595033411	●	-	-	-	8.500	0.33465	43.00	101.00	10.00
595033511	●	-	-	-	8.520	0.33543	44.00	101.00	10.00
595033811	●	-	-	-	8.580	0.33780	44.00	101.00	10.00
595034211	●	-	-	-	8.700	0.34252	44.00	101.00	10.00
595034311	●	11/32	-	-	8.731	0.34375	45.00	101.00	10.00
595034611	●	-	-	-	8.800	0.34646	45.00	101.00	10.00
595035411	●	-	-	-	9.000	0.35433	45.00	101.00	10.00
595035911	●	23/64	-	-	9.128	0.35938	46.00	106.00	10.00
595037011	●	-	-	-	9.390	0.36969	48.00	106.00	10.00
595037411	●	-	-	-	9.500	0.37402	48.00	106.00	10.00
595037511	●	3/8	-	-	9.525	0.37500	49.00	106.00	10.00
595038611	●	-	-	-	9.800	0.38583	50.00	106.00	10.00
595038911	●	-	-	-	9.900	0.38976	50.00	106.00	10.00
595039011	●	25/64	-	-	9.922	0.39063	50.00	106.00	10.00
595039311	●	-	-	-	9.970	0.39252	50.00	106.00	10.00
595039411	●	-	-	-	10.000	0.39370	50.00	106.00	10.00
595040511	●	-	-	-	10.300	0.40551	53.00	113.00	12.00
595040611	●	13/32	-	-	10.319	0.40625	53.00	113.00	12.00
595041311	●	-	-	-	10.500	0.41339	53.00	113.00	12.00
595042211	●	27/64	-	-	10.716	0.42188	55.00	113.00	12.00
595042511	●	-	-	-	10.800	0.42520	55.00	113.00	12.00
595042611	●	-	-	-	10.830	0.42638	55.00	113.00	12.00
595043311	●	-	-	-	11.000	0.43307	55.00	113.00	12.00
595043711	●	7/16	-	-	11.113	0.43750	56.00	120.00	12.00
595045211	●	-	-	-	11.470	0.45157	58.00	120.00	12.00
595045411	●	-	-	-	11.500	0.45276	58.00	120.00	12.00
595045311	●	29/64	-	-	11.509	0.45313	59.00	120.00	12.00
595045511	●	-	-	-	11.560	0.45512	59.00	120.00	12.00
595046511	●	-	-	-	11.800	0.46457	60.00	120.00	12.00
595046811	●	15/32	-	-	11.906	0.46875	60.00	120.00	12.00
595047211	●	-	-	-	12.000	0.47244	60.00	120.00	12.00
595048411	●	31/64	-	-	12.303	0.48438	63.00	128.00	14.00
595050011	●	1/2	-	-	12.700	0.50000	65.00	128.00	14.00

● Stocked ○ Available Upon Request; MOQ May Apply ▲ Globally Stocked



P					M			K	N		S		H			
Steel					Stainless Steel			Cast Iron	Non-Ferrous		HRSA		Hardened Steel			
Carbon Steel			Alloy Steel	Die Steel	300	400	17-4 PH		Aluminum		Nickel Alloy	Titanium				
Low	Medium	High							6061	Casting			Inconel	6Al4V	~35 HRC	35-45 HRC
1010	1035	1065	4140	4340				7075			(30 HRC)					
○	○	○	⊙	○				○			⊙		○	○	⊙	○

○ Good ⊙ Best



ABOUT OSG

DRILLING

THREADING

MILLING

HOLDERS

INDEX



ABOUT OSG

DRILLING

THREADING

MILLING

HOLDERS

INDEX

List 5955Ni

EXOPRO WHO-NI-5D



SPEED FEED
323

CARBIDE

DUROREY




2 FLUTE

JOBBER

12-20°

SHANK
h6

PACKED
1 PIECE



Cutting Diameter Tolerance (h8)		
Size (mm)	mm	inch
D = 3	+0 / -0.014	+0 / -0.0006
3 < D ≤ 6	+0 / -0.018	+0 / -0.0007
6 < D ≤ 10	+0 / -0.022	+0 / -0.0009
10 < D ≤ 12.7	+0 / -0.027	+0 / -0.0011

EDP Number		Diameter (D)					Flute Length FL (mm)	Overall Length L (mm)	Shank Diameter d (mm)
		Fractional Size	Wire Gage	Letter Size	mm	Inch			
595511811	●	-	-	-	3.000	0.11811	29.00	78.00	6.00
595512511	●	1/8	-	-	3.175	0.12500	29.00	78.00	6.00
3316330	●	-	-	-	3.300	0.12992	32.00	78.00	6.00
3316340	●	-	-	-	3.400	0.13386	32.00	78.00	6.00
3316349	●	-	-	-	3.490	0.13740	32.00	78.00	6.00
3316350	●	-	-	-	3.500	0.13780	32.00	78.00	6.00
595513911	●	-	-	-	3.510	0.13819	34.00	78.00	6.00
3316360	●	-	-	-	3.600	0.14173	34.00	78.00	6.00
3316370	●	-	-	-	3.700	0.14567	34.00	78.00	6.00
3316380	●	-	-	-	3.800	0.14961	36.00	78.00	6.00
3316390	●	-	-	-	3.900	0.15354	36.00	78.00	6.00
595515611	●	5/32	-	-	3.969	0.15625	36.00	78.00	6.00
3316400	●	-	-	-	4.000	0.15748	36.00	78.00	6.00
3316410	●	-	-	-	4.100	0.16142	38.00	88.00	6.00
3316415	●	-	-	-	4.150	0.16339	38.00	88.00	6.00
3316420	●	-	-	-	4.200	0.16535	38.00	88.00	6.00
3316430	●	-	-	-	4.300	0.16929	41.00	88.00	6.00
595517111	●	11/64	-	-	4.366	0.17188	41.00	88.00	6.00
3316440	●	-	-	-	4.400	0.17323	41.00	88.00	6.00
3316450	●	-	-	-	4.500	0.17717	41.00	88.00	6.00
3316460	●	-	-	-	4.600	0.18110	43.00	88.00	6.00
3316470	●	-	-	-	4.700	0.18504	43.00	88.00	6.00
595518711	●	3/16	-	-	4.763	0.18750	45.00	88.00	6.00
3316480	●	-	-	-	4.800	0.18898	45.00	88.00	6.00
3316490	●	-	-	-	4.900	0.19291	45.00	88.00	6.00
3316500	●	-	-	-	5.000	0.19685	45.00	88.00	6.00
3316510	●	-	-	-	5.100	0.20079	42.00	92.00	6.00
595520311	●	13/64	-	-	5.159	0.20313	42.00	92.00	6.00
3316520	●	-	-	-	5.200	0.20472	42.00	92.00	6.00
595520611	●	-	-	-	5.220	0.20550	44.00	92.00	6.00
3316530	●	-	-	-	5.300	0.20866	44.00	92.00	6.00
3316540	●	-	-	-	5.400	0.21260	44.00	92.00	6.00
3316550	●	-	-	-	5.500	0.21654	44.00	92.00	6.00
595521611	●	-	-	-	5.530	0.21772	46.00	92.00	6.00
595521811	●	7/32	-	-	5.556	0.21875	46.00	92.00	6.00
3316556	●	-	-	-	5.560	0.21890	46.00	92.00	6.00
3316560	●	-	-	-	5.600	0.22047	46.00	92.00	6.00
3316570	●	-	-	-	5.700	0.22441	46.00	92.00	6.00
3316580	●	-	-	-	5.800	0.22835	48.00	92.00	6.00
3316590	●	-	-	-	5.900	0.23228	48.00	92.00	6.00
595523411	●	15/64	-	-	5.953	0.23438	48.00	92.00	6.00
3316600	●	-	-	-	6.000	0.23622	48.00	92.00	6.00
595525011	●	1/4	-	-	6.350	0.25000	52.00	102.00	8.00
3316650	●	-	-	-	6.500	0.25591	52.00	102.00	8.00
595526211	●	-	-	-	6.650	0.26181	54.00	102.00	8.00
595526511	●	17/64	-	-	6.747	0.26563	55.00	102.00	8.00
3316680	●	-	-	-	6.800	0.26772	56.00	102.00	8.00
595527411	●	-	-	-	6.960	0.27402	56.00	102.00	8.00
3316700	●	-	-	-	7.000	0.27559	56.00	102.00	8.00
595528111	●	9/32	-	-	7.144	0.28125	58.00	118.00	8.00
3316750	●	-	-	-	7.500	0.29528	60.00	118.00	8.00

● Stocked ○ Available Upon Request; MOQ May Apply ▲ Globally Stocked





List 5955Ni (Continued)

EXOPRO WHO-NI-5D



SPEED FEED 323	CARBIDE	DUOREY	2 FLUTE	JOBBER	12-20°	SHANK h6	PACKED 1 PIECE
--------------------------	----------------	---------------	----------------	---------------	---------------	--------------------	--------------------------

EDP Number		Diameter (D)					Flute Length	Overall Length	Shank Diameter
		Fractional Size	Wire Gage	Letter Size	mm	Inch	FL (mm)	L (mm)	d (mm)
595529611	●	19/64	-	-	7.541	0.29688	62.00	118.00	8.00
3316780	●	-	-	-	7.800	0.30709	64.00	118.00	8.00
595531211	●	5/16	-	-	7.938	0.31250	64.00	118.00	8.00
3316800	●	-	-	-	8.000	0.31496	64.00	118.00	8.00
595531711	●	-	-	-	8.040	0.31654	66.00	128.00	10.00
595532811	●	21/64	-	-	8.334	0.32813	68.00	128.00	10.00
3316850	●	-	-	-	8.500	0.33465	68.00	128.00	10.00
595533511	●	-	-	-	8.520	0.33543	70.00	128.00	10.00
3316858	●	-	-	-	8.580	0.33780	70.00	128.00	10.00
3316870	●	-	-	-	8.700	0.34252	70.00	128.00	10.00
595534311	●	11/32	-	-	8.731	0.34375	70.00	128.00	10.00
3316880	●	-	-	-	8.800	0.34646	72.00	128.00	10.00
3316900	●	-	-	-	9.000	0.35433	72.00	128.00	10.00
595535911	●	23/64	-	-	9.128	0.35938	74.00	136.00	10.00
595537011	●	-	-	-	9.390	0.36969	76.00	136.00	10.00
3316950	●	-	-	-	9.500	0.37402	76.00	136.00	10.00
595537511	●	3/8	-	-	9.525	0.37500	78.00	136.00	10.00
3316980	●	-	-	-	9.800	0.38583	80.00	136.00	10.00
595538911	●	-	-	-	9.900	0.38976	80.00	136.00	10.00
595539011	●	25/64	-	-	9.922	0.39063	80.00	136.00	10.00
3316997	●	-	-	-	9.970	0.39252	80.00	136.00	10.00
3317000	●	-	-	-	10.000	0.39370	80.00	136.00	10.00
3317030	●	-	-	-	10.300	0.40551	84.00	146.00	12.00
595540611	●	13/32	-	-	10.319	0.40625	84.00	146.00	12.00
3317050	●	-	-	-	10.500	0.41339	84.00	146.00	12.00
595542211	●	27/64	-	-	10.716	0.42188	88.00	146.00	12.00
3317080	●	-	-	-	10.800	0.42520	88.00	146.00	12.00
595542611	●	-	-	-	10.830	0.42638	88.00	146.00	12.00
3317100	●	-	-	-	11.000	0.43307	88.00	146.00	12.00
595543711	●	7/16	-	-	11.113	0.43750	90.00	156.00	12.00
595545211	●	-	-	-	11.470	0.45157	92.00	156.00	12.00
3317150	●	-	-	-	11.500	0.45276	92.00	156.00	12.00
595545311	●	29/64	-	-	11.509	0.45313	94.00	156.00	12.00
3317156	●	-	-	-	11.560	0.45512	94.00	156.00	12.00
3317180	●	-	-	-	11.800	0.46457	96.00	156.00	12.00
595546811	●	15/32	-	-	11.906	0.46875	96.00	156.00	12.00
3317200	●	-	-	-	12.000	0.47244	96.00	156.00	12.00
595548411	●	31/64	-	-	12.303	0.48438	100.00	167.00	14.00
595550011	●	1/2	-	-	12.700	0.50000	104.00	167.00	14.00

● Stocked ○ Available Upon Request; MOQ May Apply ▲ Globally Stocked



P					M			K	N		S		H			
Steel					Stainless Steel			Cast Iron	Non-Ferrous		HRSA		Hardened Steel			
Carbon Steel			Alloy Steel	Die Steel	300	400	17-4 PH		Aluminum		Nickel Alloy	Titanium				
Low	Medium	High							6061	Casting			Inconel	6Al4V (30 HRC)	~35 HRC	35-45 HRC
1010	1018	1035	1045	1065	4140	4340		7075								
○	○	○	○	○	○	○	○	○	○	○	○	○	○	○	○	○

○ Good ○ Best





EXOPRO[®] AERO-D-REAM

Diamond Coated Drill/Reamer for Composites



ABOUT OSG

DRILLING

THREADING

MILLING

HOLDERS

INDEX

List 7500

EXOPRO AERO-D-REAM, Tapered Drill/Reamer

SPEED FEED 324	CARBIDE	DIA	4 FLUTE	0°	SHANK h6	PACKED 1 PIECE
--------------------------	----------------	------------	----------------	-----------	--------------------	--------------------------

Cutting Diameter Tolerance
inch
+0/-0.001



EDP Number		Diameter (D)					Flute Length	Taper Length	Overall Length	Shank Diameter
		Fractional Size	Wire Gage	Letter Size	mm	Inch	FL (mm)	I (mm)	L (mm)	d (mm)
750009816	●	-	40	-	2.502	0.09850	14.50	5.00	76.20	2.50
750012816	●	-	30	-	3.264	0.12850	18.90	6.50	76.20	3.26
750012916	●	-	30	-	3.264	0.12850	31.90	6.50	152.40	3.26
750016116	●	-	20	-	4.102	0.16150	23.80	8.10	76.20	4.10
750016216	●	-	20	-	4.102	0.16150	40.10	8.10	152.40	4.10
750018716	●	3/16	-	-	4.763	0.18750	46.70	9.40	152.40	4.76
750019016	●	-	11	-	4.826	0.19000	47.30	9.50	101.60	4.82
750019116	●	-	11	-	4.826	0.19000	47.30	9.50	152.40	4.82
750019216	●	-	11	-	4.851	0.19100	47.30	9.60	101.60	4.85
750019316	●	-	11	-	4.851	0.19100	47.30	9.60	152.40	4.85
750019416	●	-	11	-	4.864	0.19200	28.30	9.60	76.20	4.87
750019516	●	-	11	-	4.864	0.19200	47.70	9.60	101.60	4.87
750019716	●	-	11	-	4.864	0.19200	47.70	9.60	152.40	4.87
750021816	●	7/32	-	-	5.537	0.21875	54.30	10.90	152.40	5.53
750022116	●	-	2	-	5.626	0.22150	55.20	11.10	101.60	5.62
750025316	●	1/4	-	-	6.375	0.25000	37.10	12.50	76.20	6.37
750025016	●	1/4	-	-	6.350	0.25000	62.30	12.50	101.60	6.35
750025116	●	1/4	-	-	6.350	0.25000	62.30	12.50	152.40	6.35
750025416	●	1/4	-	-	6.375	0.25000	62.60	12.50	101.60	6.37
750025516	●	1/4	-	-	6.375	0.25000	62.60	12.50	152.40	6.37
750031216	●	5/16	-	-	7.938	0.31250	46.20	15.50	101.60	7.93
750031416	●	5/16	-	-	7.963	0.31250	46.30	15.60	101.60	7.96
750031316	●	5/16	-	-	7.938	0.31250	62.00	15.50	152.40	7.93
750031516	●	5/16	-	-	7.963	0.31250	62.20	15.60	152.40	7.96
750037516	●	3/8	-	-	9.525	0.37500	55.40	18.60	101.60	9.52
750037716	●	3/8	-	-	9.550	0.37500	55.50	18.70	101.60	9.55
750037616	●	3/8	-	-	9.525	0.37500	74.40	18.60	152.40	9.52
750037816	●	3/8	-	-	9.550	0.37500	74.60	18.70	152.40	9.55
750043816	●	7/16	-	-	11.138	0.43750	64.80	21.70	101.60	11.13
750050116	●	1/2	-	-	12.725	0.50000	99.50	24.80	152.40	12.72

● Stocked ○ Available Upon Request; MOQ May Apply ▲ Globally Stocked
 Note: Drills are oversize over nominal. Tri-Flat Shank available upon request.



Carbon Fiber (CFRP)	Glass Fiber (GFRP)	Aramid Fiber (AFRP)	Honeycomb					Carbon/Carbon	Carbon Fiber/Aluminum Stack	Carbon Fiber/Titanium Stack	Carbon Fiber/Al/Ti/CRES Stack
			CFRP/Nomex	GFRP/Nomex	AFRP	CFRP/Al	Al/Al				
○	○		○	○		○		○			

○ Good ○ Best





List 7501

EXOPRO AERO-STAD, Triple Angle

SPEED FEED	CARBIDE	DIA	2 FLUTE	0°	SHANK	PACKED
324					h6	1 PIECE

Cutting Diameter Tolerance
inch
+0 / -0.001



EDP Number		Diameter (D)					Flute Length FL (mm)	Taper Length I (mm)	Overall Length L (mm)	Shank Diameter d (mm)
		Fractional Size	Wire Gage	Letter Size	mm	Inch				
750109816	●	-	40	-	2.502	0.09850	15.20	3.80	50.80	2.50
750112916	●	-	30	-	3.277	0.12900	20.30	4.80	50.80	3.27
750116116	●	-	20	-	4.102	0.16150	25.40	5.90	76.20	4.10
750119116	●	-	11	-	4.864	0.19150	27.90	7.00	76.20	4.86
750119216	●	-	11	-	4.864	0.19150	48.20	7.00	101.60	4.86
750122116	●	-	2	-	5.626	0.22150	33.00	8.00	88.90	5.62
750125116	●	1/4	-	-	6.375	0.25000	38.10	9.00	88.90	6.37
750125216	●	1/4	-	-	6.375	0.25000	63.50	9.00	139.70	6.37
750131316	●	5/16	-	-	7.963	0.31250	48.20	11.20	101.60	7.96
750137616	●	3/8	-	-	9.550	0.37500	58.40	13.40	101.60	9.55
750137716	●	3/8	-	-	9.550	0.37500	96.50	13.40	152.40	9.55
750143816	●	7/16	-	-	11.138	0.43750	66.00	15.50	101.60	11.13
750150116	●	1/2	-	-	12.725	0.50000	76.20	17.70	127.00	12.72

● Stocked ○ Available Upon Request; MOQ May Apply ▲ Globally Stocked
 Note: Drills are oversize over nominal. Tri-Flat Shank available upon request.



Carbon Fiber (CFRP)	Glass Fiber (GFRP)	Aramid Fiber (AFRP)	Honeycomb					Carbon/Carbon	Carbon Fiber/Aluminum Stack	Carbon Fiber/Titanium Stack	Carbon Fiber/Al/Ti/CRES Stack
			CFRP/Nomex	GFRP/Nomex	AFRP	CFRP/Al	Al/Al				
○	○		○	○		○	○	○			

○ Good ○ Best





ABOUT OSG

DRILLING

THREADING

MILLING

HOLDERS

INDEX

List 7520

EXOPRO AERO-LHX, Low Helix

SPEED FEED	CARBIDE	DIA	4 FLUTE	5°	SHANK	PACKED
324					h6	1 PIECE

Cutting Diameter Tolerance
inch
+0 / -0.001



EDP Number		Diameter (D)					Flute Length	Taper Length	Overall Length	Shank Diameter
		Fractional Size	Wire Gage	Letter Size	mm	Inch	FL (mm)	l (mm)	L (mm)	d (mm)
752009816	●	-	40	-	2.502	0.09850	15.20	7.00	50.80	2.50
752012916	●	-	30	-	3.277	0.12900	20.30	9.00	50.80	3.27
752016116	●	-	20	-	4.102	0.16150	25.40	11.20	76.20	4.10
752019216	●	-	11	-	4.864	0.19150	27.90	13.20	76.20	4.86
752022116	●	-	2	-	5.626	0.22150	33.00	15.20	88.90	5.62
752025116	●	1/4	-	-	6.375	0.25000	38.10	17.20	88.90	6.37
752031316	●	5/16	-	-	7.963	0.31250	48.20	21.40	101.60	7.96
752037616	●	3/8	-	-	9.550	0.37500	58.40	25.60	101.60	9.55
752043816	●	7/16	-	-	11.138	0.43750	66.00	29.80	101.60	11.13
752050116	●	1/2	-	-	12.725	0.50000	76.20	34.00	127.00	12.72

● Stocked ○ Available Upon Request; MOQ May Apply ▲ Globally Stocked
Note: Drills are oversize over nominal.



Carbon Fiber (CFRP)	Glass Fiber (GFRP)	Aramid Fiber (AFRP)	Honeycomb					Carbon/Carbon	Carbon Fiber/Aluminum Stack	Carbon Fiber/Titanium Stack	Carbon Fiber/Al/Ti/CRES Stack
			CFRP/Nomex	GFRP/Nomex	AFRP	CFRP/Al	Al/Al				
○	○		○	○		○					

○ Good ○ Best






List 7530

EXOPRO AERO-S, High Helix

SPEED FEED 325	CARBIDE	DIA	2 FLUTE	JOBBER	40°	SHANK h6	PACKED 1 PIECE
-------------------	---------	-----	---------	--------	-----	-------------	-------------------

Cutting Diameter Tolerance
inch
+0 / -0.001



EDP Number		Diameter (D)					Flute Length	Overall Length	Shank Diameter
		Fractional Size	Wire Gage	Letter Size	mm	Inch	FL (mm)	L (mm)	d (mm)
753009816	●	-	40	-	2.502	0.09850	15.20	50.80	2.50
753012916	●	-	30	-	3.277	0.12900	20.30	76.20	3.27
753016116	●	-	20	-	4.102	0.16150	25.40	101.60	4.10
753019116	●	-	11	-	4.864	0.19150	27.90	101.60	4.86
753022116	●	-	2	-	5.626	0.22150	33.00	101.60	5.62
753025116	●	1/4	-	-	6.375	0.25000	38.10	101.60	6.37
753031316	●	5/16	-	-	7.963	0.31250	48.20	101.60	7.96
753037616	●	3/8	-	-	9.550	0.37500	58.40	152.40	9.55
753043816	●	7/16	-	-	11.138	0.43750	66.00	152.40	11.13
753050116	●	1/2	-	-	12.725	0.50000	76.20	152.40	12.72

● Stocked ○ Available Upon Request; MOQ May Apply ▲ Globally Stocked
Note: Drills are oversize over nominal.



ABOUT OSG

DRILLING

THREADING

MILLING

HOLDERS

INDEX

Carbon Fiber (CFRP)	Glass Fiber (GFRP)	Aramid Fiber (AFRP)	Honeycomb					Carbon/Carbon	Carbon Fiber/Aluminum Stack	Carbon Fiber/Titanium Stack	Carbon Fiber/Al/Ti/CRES Stack
			CFRP/Nomex	GFRP/Nomex	AFRP	CFRP/Al	Al/Al				
○	○		○	○		○	○		○		

○ Good ○ Best





ABOUT OSG

DRILLING

THREADING

MILLING

HOLDERS

INDEX

List 7532

EXOPRO AERO-H, Stack Drill

SPEED FEED 326	CARBIDE	DIA	2 FLUTE	JOBBER	40°	SHANK h6	PACKED 1 PIECE
--------------------------	----------------	------------	----------------	---------------	------------	--------------------	--------------------------

Cutting Diameter Tolerance
inch
+0 / -0.001



EDP Number		Diameter (D)					Flute Length	Overall Length	Shank Diameter
		Fractional Size	Wire Gage	Letter Size	mm	Inch	FL (mm)	L (mm)	d (mm)
753209816	●	-	40	-	2.502	0.09850	15.20	50.80	2.50
753212916	●	-	30	-	3.277	0.12900	20.30	76.20	3.27
753216116	●	-	20	-	4.102	0.16150	25.40	101.60	4.10
753219116	●	-	11	-	4.864	0.19150	27.90	101.60	4.86
753222116	●	-	2	-	5.626	0.22150	33.00	101.60	5.62
753225116	●	1/4	-	-	6.375	0.25000	38.10	101.60	6.37
753231316	●	5/16	-	-	7.963	0.31250	48.20	101.60	7.96
753237616	●	3/8	-	-	9.550	0.37500	58.40	152.40	9.55
753243816	●	7/16	-	-	11.138	0.43750	66.00	152.40	11.13
753250116	●	1/2	-	-	12.725	0.50000	76.20	152.40	12.72

● Stocked ○ Available Upon Request; MOQ May Apply ▲ Globally Stocked
 Note: Drills are oversize over nominal.



Carbon Fiber (CFRP)	Glass Fiber (GFRP)	Aramid Fiber (AFRP)	Honeycomb					Carbon/Carbon	Carbon Fiber/Aluminum Stack	Carbon Fiber/Titanium Stack	Carbon Fiber/Al/Ti/CRES Stack
			CFRP/Nomex	GFRP/Nomex	AFRP	CFRP/Al	Al/Al				
○								○	○	○	

○ Good ○ Best





List 5732

EXOCARB AERO-H, Stack Drill

SPEED FEED 326	CARBIDE	TiAIN	2 FLUTE	JOBBER	40°	SHANK h6	PACKED 1 PIECE
--------------------------	----------------	--------------	----------------	---------------	------------	--------------------	--------------------------

Cutting Diameter Tolerance
inch
+0 / -0.0011



EDP Number		Diameter (D)					Flute Length	Overall Length	Shank Diameter
		Fractional Size	Wire Gage	Letter Size	mm	Inch	FL (mm)	L (mm)	d (mm)
573219111	●	-	11	-	4.864	0.19150	50.80	101.60	4.86
573225111	●	1/4	-	-	6.375	0.25000	50.80	101.60	6.37
573237611	●	3/8	-	-	9.550	0.37600	50.80	101.60	9.55
573250111	●	1/2	-	-	12.725	0.50100	101.60	152.40	12.72

● Stocked ○ Available Upon Request; MOQ May Apply ▲ Globally Stocked
Note: Drills are oversize over nominal.



ABOUT OSG

DRILLING

THREADING

MILLING

HOLDERS

INDEX

Carbon Fiber (CFRP)	Glass Fiber (GFRP)	Aramid Fiber (AFRP)	Honeycomb					Carbon/Carbon	Carbon Fiber/Aluminum Stack	Carbon Fiber/Titanium Stack	Carbon Fiber/Al/Ti/CRES Stack
			CFRP/Nomex	GFRP/Nomex	AFRP	CFRP/Al	Al/Al				
○								○	○	○	

○ Good ○ Best





HY-PRO® CARB NEPTUNE®

Three Flute Drill for Hand Drilling Tough Materials

ABOUT OSG

DRILLING

THREADING

MILLING

HOLDERS


INDEX

List HP700

HY-PRO CARB NEPTUNE

SPEED FEED 327	CARBIDE	TiAIN	3 FLUTE	JOBBER	30°	SHANK h6	PACKED 1 PIECE
--------------------------	----------------	--------------	----------------	---------------	------------	--------------------	--------------------------

Cutting Diameter Tolerance inch +0 / -0.001
--



EDP Number		Diameter (D)					Pilot Diameter	Flute Length	Overall Length	Shank Diameter
		Fractional Size	Wire Gage	Letter Size	mm	Inch	Da (mm)	FL (mm)	L (mm)	d (mm)
HP700-0980	●	-	40	-	2.490	0.09800	-	12.70	38.10	2.48
HP700-1285	●	-	30	-	3.260	0.12850	-	12.70	38.10	3.26
HP700-1610	●	-	20	-	4.090	0.16100	-	12.70	38.10	4.08
HP700-1910	●	-	11	-	4.850	0.19100	-	12.70	38.10	4.85
HP700-2500	●	1/4	-	-	6.350	0.25000	-	12.70	38.10	6.35
HP700-2512	●	1/4	-	-	6.350	0.25000	4.090	15.80	38.10	6.35

● Stocked ○ Available Upon Request; MOQ May Apply ▲ Globally Stocked
 Note: Tri-Flat shank available upon request.



Carbon Fiber (CFRP)	Glass Fiber (GFRP)	Aramid Fiber (AFRP)	Honeycomb					Carbon/Carbon	Carbon Fiber/Aluminum Stack	Carbon Fiber/Titanium Stack	Carbon Fiber/Al/Ti/CRES Stack
			CFRP/Nomex	GFRP/Nomex	AFRP	CFRP/Al	Al/Al				
◎								◎	◎	◎	

○ Good ◎ Best



CARBIDE AERO-D-REAM

Carbide Drill/Reamer for Composites




List 257

OSG CARBIDE AERO-D-REAM, Tapered Drill/Reamer

SPEED FEED 324	CARBIDE	BR	4 FLUTE	0°	SHANK h6	PACKED 1 PIECE
--------------------------	----------------	-----------	----------------	-----------	--------------------	--------------------------

Cutting Diameter Tolerance inch +0.0005 / -0



EDP Number		Diameter (D)					Flute Length FL (mm)	Taper Length I (mm)	Overall Length L (mm)	Shank Diameter d (mm)
		Fractional Size	Wire Gage	Letter Size	mm	Inch				
257-0980	●	-	40	-	2.489	0.09800	14.40	5.10	76.20	2.48
257-1094	●	7/64	-	-	2.779	0.10938	16.10	5.60	76.20	2.77
257-1250	●	1/8	-	-	3.175	0.12500	18.40	6.40	76.20	3.17
257-1280	●	-	-	-	3.251	0.12800	31.90	6.50	152.40	3.25
257-1285	●	-	30	-	3.264	0.12850	18.90	6.60	76.20	3.26
257-1286	●	-	-	-	3.264	0.12850	32.00	6.60	152.40	3.26
257-1299	●	-	-	-	3.299	0.12990	19.20	6.60	76.20	3.29
257-1406	●	9/64	-	-	3.571	0.14063	20.70	7.20	76.20	3.57
257-1440	●	-	27	-	3.658	0.14400	21.20	7.30	76.20	3.65
257-1562	●	5/32	-	-	3.970	0.15625	23.00	7.90	76.20	3.96
257-1570	●	-	22	-	3.988	0.15700	23.20	8.00	76.20	3.98
257-1610	●	-	20	-	4.089	0.16100	23.70	8.20	76.20	4.08
257-1616	●	-	20	-	4.089	0.16100	40.10	8.20	152.40	4.08
257-1630	●	-	-	-	4.140	0.16300	24.10	8.30	76.20	4.14
257-1719	●	11/64	-	-	4.366	0.17188	25.40	8.70	76.20	4.36
257-1870	●	-	-	-	4.750	0.18700	27.60	9.40	76.20	4.74
257-1875	●	3/16	-	-	4.763	0.18750	27.70	9.50	76.20	4.76
257-1900	●	-	-	-	4.826	0.19000	47.30	9.60	101.60	4.82
257-1906	●	-	-	-	4.826	0.19000	47.30	9.60	152.40	4.82
257-1910	●	-	11	-	4.851	0.19100	47.60	9.60	76.20	4.85
257-1916	●	-	11	-	4.851	0.19100	47.60	9.60	101.60	4.85
257-1920	●	-	-	-	4.877	0.19200	47.80	9.70	101.60	4.87
257-1930	●	-	-	-	4.902	0.19300	48.10	9.70	101.60	4.90
257-1935	●	-	10	-	4.915	0.19350	48.20	9.80	101.60	4.91
257-1940	●	-	-	-	4.928	0.19400	48.30	9.80	101.60	4.92
257-2010	●	-	7	-	5.105	0.20100	50.10	10.10	101.60	5.10
257-2031	●	13/64	-	-	5.159	0.20313	50.60	10.20	101.60	5.15
257-2040	●	-	6	-	5.182	0.20400	50.80	10.30	101.60	5.18
257-2055	●	-	5	-	5.220	0.20550	51.20	10.40	101.60	5.21
257-2180	●	-	-	-	5.537	0.21800	54.30	11.00	101.60	5.53
257-2186	●	7/32	-	-	5.558	0.21875	54.30	11.00	152.40	5.55
257-2188	●	7/32	-	-	5.558	0.21875	54.50	11.00	101.60	5.55
257-2210	●	-	2	-	5.613	0.22100	55.10	11.10	101.60	5.61
257-2280	●	-	1	-	5.791	0.22800	56.80	11.50	101.60	5.79
257-2344	●	15/64	-	-	5.954	0.23438	58.40	11.80	101.60	5.95

● Stocked ○ Available Upon Request; MOQ May Apply ▲ Globally Stocked
Note: Brazed shanks available on request: Threaded, Quick Change and Tri-Flat.



CONTINUED ➔

Carbon Fiber (CFRP)	Glass Fiber (GFRP)	Aramid Fiber (AFRP)	Honeycomb					Carbon/Carbon	Carbon Fiber/Aluminum Stack	Carbon Fiber/Titanium Stack	Carbon Fiber/Al/Ti/CRES Stack
			CFRP/Nomex	GFRP/Nomex	AFRP	CFRP/Al	Al/Al				
○	○		○	○		○	○				

○ Good ○ Best





CARBIDE AERO-D-REAM

Carbide Drill/Reamer for Composites

ABOUT OSG

DRILLING

THREADING

MILLING

HOLDERS


INDEX

List 257 (Continued)

OSG CARBIDE AERO-D-REAM, Tapered Drill/Reamer

SPEED FEED 324	CARBIDE	BR	4 FLUTE	0°	SHANK h6	PACKED 1 PIECE
--------------------------	----------------	-----------	----------------	-----------	--------------------	--------------------------

Cutting Diameter Tolerance
inch
+0.0005 / -0



EDP Number		Diameter (D)					Flute Length	Taper Length	Overall Length	Shank Diameter
		Fractional Size	Wire Gage	Letter Size	mm	Inch	FL (mm)	I (mm)	L (mm)	d (mm)
257-2500	●	1/4	-	-	6.350	0.25000	54.30	12.50	101.60	6.35
257-2506	●	1/4	-	-	6.350	0.25000	62.30	12.60	152.40	6.35
257-2510	●	-	-	-	6.375	0.25100	62.60	12.60	101.60	6.37
257-2516	●	-	-	-	6.375	0.25100	62.60	12.60	152.40	6.37
257-2520	●	-	-	-	6.401	0.25200	62.80	12.60	101.60	6.40
257-2530	●	-	-	-	6.426	0.25300	63.00	12.70	101.60	6.42
257-2656	●	17/64	-	-	6.746	0.26563	66.20	13.30	101.60	6.74
257-2812	●	9/32	-	-	7.145	0.28125	70.10	14.10	101.60	7.14
257-2969	●	19/64	-	-	7.541	0.29688	74.00	14.90	101.60	7.54
257-3120	●	-	-	-	7.925	0.31200	46.10	15.60	101.60	7.92
257-3125	●	5/16	-	-	7.938	0.31250	46.20	15.60	101.60	7.93
257-3135	●	-	-	-	7.963	0.31350	46.30	15.70	101.60	7.96
257-3280	●	21/64	-	-	8.334	0.32813	48.40	16.40	101.60	8.33
257-3438	●	11/32	-	-	8.733	0.34375	50.80	17.20	101.60	8.73
257-3500	●	-	-	-	8.890	0.35000	51.70	17.50	101.60	8.89
257-3594	●	23/64	-	-	9.129	0.35938	53.10	17.90	101.60	9.12
257-3750	●	3/8	-	-	9.525	0.37500	55.40	18.70	101.60	9.52
257-3756	●	3/8	-	-	9.525	0.37500	74.40	18.70	152.40	9.52
257-3906	●	25/64	-	-	9.921	0.39063	77.40	19.40	152.40	9.90
257-4066	●	13/32	-	-	10.320	0.40625	80.60	20.20	152.40	10.31
257-4376	●	7/16	-	-	11.113	0.43750	86.80	21.80	152.40	11.11
257-5006	●	1/2	-	-	12.700	0.50000	99.30	24.90	152.40	12.70

● Stocked ○ Available Upon Request; MOQ May Apply ▲ Globally Stocked
 Note: Brazed shanks available on request: Threaded, Quick Change and Tri-Flat.



Carbon Fiber (CFRP)	Glass Fiber (GFRP)	Aramid Fiber (AFRP)	Honeycomb					Carbon/Carbon	Carbon Fiber/Aluminum Stack	Carbon Fiber/Titanium Stack	Carbon Fiber/Al/Ti/CRES Stack
			CFRP/Nomex	GFRP/Nomex	AFRP	CFRP/Al	Al/Al				
○	○		○	○		○	○				

○ Good ○ Best

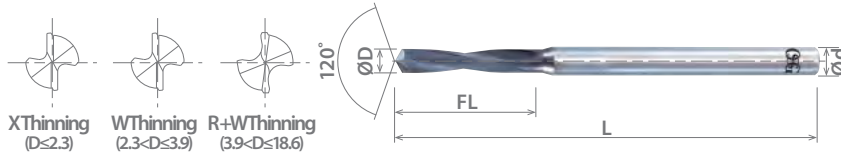




List 5171

EXOCARB® WH70-DRL, 55-70 HRC

SPEED FEED 328	CARBIDE	WXS	2 FLUTE	JOBBER	12°	SHANK h6	PACKED 1 PIECE
--------------------------	----------------	------------	----------------	---------------	------------	--------------------	--------------------------



Cutting Diameter Tolerance (h8)		
Size (mm)	mm	inch
2 ≤ D ≤ 3	+0 / -0.014	+0 / -0.0006
3 < D ≤ 6	+0 / -0.018	+0 / -0.0007
6 < D ≤ 10	+0 / -0.022	+0 / -0.0009
10 < D ≤ 18	+0 / -0.027	+0 / -0.0011
18 < D ≤ 18.6	+0 / -0.033	+0 / -0.0013

EDP Number		Diameter (D)					Flute Length FL (mm)	Overall Length L (mm)	Shank Diameter d (mm)
		Fractional Size	Wire Gage	Letter Size	mm	Inch			
3318200	●	-	-	-	2.000	0.07874	12.00	42.00	3.00
3318210	●	-	-	-	2.100	0.08268	12.00	42.00	3.00
3318220	●	-	-	-	2.200	0.08661	13.00	43.00	3.00
3318230	●	-	-	-	2.300	0.09055	13.00	43.00	3.00
3318240	●	-	-	-	2.400	0.09449	14.00	44.00	3.00
3318250	●	-	-	-	2.500	0.09843	14.00	44.00	3.00
3318260	●	-	-	-	2.600	0.10236	14.00	44.00	3.00
3318270	●	-	-	-	2.700	0.10630	16.00	46.00	3.00
3318280	●	-	-	-	2.800	0.11024	16.00	46.00	3.00
3318290	●	-	-	-	2.900	0.11417	16.00	46.00	3.00
3318300	●	-	-	-	3.000	0.11811	16.00	46.00	3.00
3318310	●	-	-	-	3.100	0.12205	18.00	48.00	4.00
3318320	●	-	-	-	3.200	0.12598	18.00	48.00	4.00
3318330	●	-	-	-	3.300	0.12992	18.00	48.00	4.00
3318340	●	-	-	-	3.400	0.13386	20.00	50.00	4.00
3318350	●	-	-	-	3.500	0.13780	20.00	50.00	4.00
3318360	●	-	-	-	3.600	0.14173	20.00	50.00	4.00
3318370	●	-	-	-	3.700	0.14567	20.00	50.00	4.00
3318380	●	-	-	-	3.800	0.14961	22.00	52.00	4.00
3318390	●	-	-	-	3.900	0.15354	22.00	52.00	4.00
3318400	●	-	-	-	4.000	0.15748	22.00	52.00	4.00
3318410	●	-	-	-	4.100	0.16142	25.00	68.00	5.00
3318420	●	-	-	-	4.200	0.16535	25.00	68.00	5.00
3318430	●	-	-	-	4.300	0.16929	28.00	68.00	5.00
3318440	●	-	-	-	4.400	0.17323	28.00	68.00	5.00
3318450	●	-	-	-	4.500	0.17717	28.00	68.00	5.00
3318460	●	-	-	-	4.600	0.18110	28.00	68.00	5.00
3318470	●	-	-	-	4.700	0.18504	28.00	68.00	5.00
3318480	●	-	-	-	4.800	0.18898	32.00	68.00	5.00
3318490	●	-	-	-	4.900	0.19291	32.00	68.00	5.00
3318500	●	-	-	-	5.000	0.19685	32.00	68.00	5.00
3318510	●	-	-	-	5.100	0.20079	32.00	74.00	6.00
3318520	●	-	-	-	5.200	0.20472	32.00	74.00	6.00
3318530	●	-	-	-	5.300	0.20866	32.00	74.00	6.00
3318540	●	-	-	-	5.400	0.21260	35.00	74.00	6.00
3318550	●	-	-	-	5.500	0.21654	35.00	74.00	6.00
3318560	●	-	-	-	5.600	0.22047	35.00	74.00	6.00
3318570	●	-	-	-	5.700	0.22441	35.00	74.00	6.00
3318580	●	-	-	-	5.800	0.22835	35.00	74.00	6.00
3318590	●	-	-	-	5.900	0.23228	35.00	74.00	6.00
3318600	●	-	-	-	6.000	0.23622	35.00	74.00	6.00
3318610	●	-	-	-	6.100	0.24016	40.00	83.00	7.00

● Stocked ○ Available Upon Request; MOQ May Apply ▲ Globally Stocked
Note: EXOCARB VX taps recommended.



CONTINUED ➔

P					M			K	N		S		H						
Steel					Stainless Steel			Cast Iron	Non-Ferrous		HRSA		Hardened Steel						
Carbon Steel			Alloy Steel	Die Steel	300	400	17-4 PH		Aluminum		Nickel Alloy	Titanium							
Low	Medium	High							6061	7075			Casting	Inconel	6Al4V (30 HRC)	~35 HRC	35-45 HRC	45-50 HRC	50-70 HRC
1010	1018	1035	1045	1065	4140	4340													

○ Good ⊙ Best





EXOCARB® WH70

High Performance Drills for Hardened Steels (50-70 HRC)

ABOUT OSG

DRILLING

THREADING

MILLING

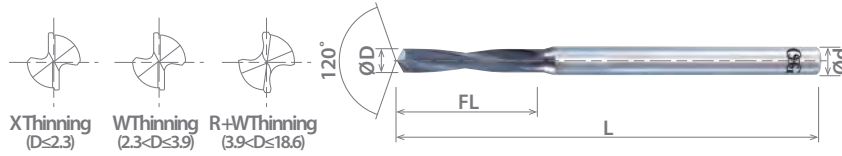
HOLDERS

INDEX

List 5171 (Continued)

EXOCARB® WH70-DRL, 55-70 HRC

SPEED FEED 328	CARBIDE	WXS	2 FLUTE	JOBBER	12°	SHANK h6	PACKED 1 PIECE
-------------------	---------	-----	---------	--------	-----	-------------	-------------------



Size (mm)	mm	inch
2 ≤ D ≤ 3	+0 / -0.014	+0 / -0.0006
3 < D ≤ 6	+0 / -0.018	+0 / -0.0007
6 < D ≤ 10	+0 / -0.022	+0 / -0.0009
10 < D ≤ 18	+0 / -0.027	+0 / -0.0011
18 < D ≤ 18.6	+0 / -0.033	+0 / -0.0013

EDP Number		Diameter (D)					Flute Length FL (mm)	Overall Length L (mm)	Shank Diameter d (mm)
		Fractional Size	Wire Gage	Letter Size	mm	Inch			
3318620	●	-	-	-	6.200	0.24409	40.00	83.00	7.00
3318630	●	-	-	-	6.300	0.24803	40.00	83.00	7.00
3318640	●	-	-	-	6.400	0.25197	40.00	83.00	7.00
3318650	●	-	-	-	6.500	0.25591	40.00	83.00	7.00
3318660	●	-	-	-	6.600	0.25984	40.00	83.00	7.00
3318670	●	-	-	-	6.700	0.26378	40.00	83.00	7.00
3318680	●	-	-	-	6.800	0.26772	45.00	83.00	7.00
3318690	●	-	-	-	6.900	0.27217	45.00	83.00	7.00
3318700	●	-	-	-	7.000	0.27559	45.00	83.00	7.00
3318710	●	-	-	-	7.100	0.27953	45.00	94.00	8.00
3318720	●	-	-	-	7.200	0.28346	45.00	94.00	8.00
3318730	●	-	-	-	7.300	0.28740	45.00	94.00	8.00
3318740	●	-	-	-	7.400	0.29134	45.00	94.00	8.00
3318750	●	-	-	-	7.500	0.29528	45.00	94.00	8.00
3318760	●	-	-	-	7.600	0.29921	50.00	94.00	8.00
3318770	●	-	-	-	7.700	0.30315	50.00	94.00	8.00
3318780	●	-	-	-	7.800	0.30709	50.00	94.00	8.00
3318790	●	-	-	-	7.900	0.31102	50.00	94.00	8.00
3318800	●	-	-	-	8.000	0.31496	50.00	94.00	8.00
3318810	●	-	-	-	8.100	0.31890	50.00	101.00	9.00
3318820	●	-	-	-	8.200	0.32283	50.00	101.00	9.00
3318830	●	-	-	-	8.300	0.32677	50.00	101.00	9.00
3318840	●	-	-	-	8.400	0.33071	50.00	101.00	9.00
3318850	●	-	-	-	8.500	0.33465	50.00	101.00	9.00
3318860	●	-	-	-	8.600	0.33858	57.00	101.00	9.00
3318870	●	-	-	-	8.700	0.34252	57.00	101.00	9.00
3318880	●	-	-	-	8.800	0.34646	57.00	101.00	9.00
3318890	●	-	-	-	8.900	0.35039	57.00	101.00	9.00
3318900	●	-	-	-	9.000	0.35433	57.00	101.00	9.00
3318910	●	-	-	-	9.100	0.35827	57.00	106.00	10.00
3318920	●	-	-	-	9.200	0.36220	57.00	106.00	10.00
3318930	●	-	-	-	9.300	0.36614	57.00	106.00	10.00
3318940	●	-	-	-	9.400	0.37008	57.00	106.00	10.00
3318950	●	-	-	-	9.500	0.37402	57.00	106.00	10.00
3318960	●	-	-	-	9.600	0.37795	63.00	106.00	10.00
3318970	●	-	-	-	9.700	0.38189	63.00	106.00	10.00
3318980	●	-	-	-	9.800	0.38583	63.00	106.00	10.00
3318990	●	-	-	-	9.900	0.38976	63.00	106.00	10.00
3319000	●	-	-	-	10.000	0.39370	63.00	106.00	10.00
3319010	●	-	-	-	10.100	0.39764	63.00	113.00	11.00
3319020	●	-	-	-	10.200	0.40157	63.00	113.00	11.00
3319030	●	-	-	-	10.300	0.40551	63.00	113.00	11.00
3319040	●	-	-	-	10.400	0.40945	63.00	113.00	11.00
3319050	●	-	-	-	10.500	0.41339	63.00	113.00	11.00
3319060	●	-	-	-	10.600	0.41732	63.00	113.00	11.00
3319070	●	-	-	-	10.700	0.42126	71.00	113.00	11.00
3319080	●	-	-	-	10.800	0.42520	71.00	113.00	11.00
3319090	●	-	-	-	10.900	0.42913	71.00	113.00	11.00
3319100	●	-	-	-	11.000	0.43307	71.00	113.00	11.00
3319110	●	-	-	-	11.100	0.43701	71.00	120.00	12.00
3319120	●	-	-	-	11.200	0.44094	71.00	120.00	12.00
3319130	●	-	-	-	11.300	0.44488	71.00	120.00	12.00

● Stocked ○ Available Upon Request; MOQ May Apply ▲ Globally Stocked
 Note: EXOCARB VX taps recommended.





List 5171 (Continued)

EXOCARB® WH70-DRL, 55-70 HRC

SPEED FEED 328	CARBIDE	WXS	2 FLUTE	JOBBER	12°	SHANK h6	PACKED 1 PIECE
--------------------------	----------------	------------	----------------	---------------	------------	--------------------	--------------------------

EDP Number		Diameter (D)					Flute Length	Overall Length	Shank Diameter
		Fractional Size	Wire Gage	Letter Size	mm	Inch	FL (mm)	L (mm)	d (mm)
3319140	●	-	-	-	11.400	0.44882	71.00	120.00	12.00
3319150	●	-	-	-	11.500	0.45276	71.00	120.00	12.00
3319160	●	-	-	-	11.600	0.45669	71.00	120.00	12.00
3319170	●	-	-	-	11.700	0.46063	71.00	120.00	12.00
3319180	●	-	-	-	11.800	0.46457	71.00	120.00	12.00
3319190	●	-	-	-	11.900	0.46850	76.00	120.00	12.00
3319200	●	-	-	-	12.000	0.47244	76.00	120.00	12.00
517112113	●	-	-	-	12.100	0.47638	76.00	136.00	16.00
517112613	●	-	-	-	12.600	0.49606	79.00	139.00	16.00
517114113	●	-	-	-	14.100	0.55512	90.00	150.00	16.00
517114613	●	-	-	-	14.600	0.57480	90.00	150.00	16.00
517115613	●	-	-	-	15.600	0.61417	96.00	156.00	16.00
517116113	●	-	-	-	16.100	0.63386	102.00	162.00	20.00
517116613	●	-	-	-	16.600	0.65354	102.00	162.00	20.00
517117613	●	-	-	-	17.600	0.69291	108.00	168.00	20.00
517118613	●	-	-	-	18.600	0.73228	114.00	174.00	20.00

● Stocked ○ Available Upon Request; MOQ May Apply ▲ Globally Stocked
Note: EXOCARB VX taps recommended.



ABOUT OSG

DRILLING

THREADING

MILLING

HOLDERS

INDEX

P					M			K	N		S		H					
Steel					Stainless Steel			Cast Iron	Non-Ferrous		HRSA		Hardened Steel					
Carbon Steel			Alloy Steel	Die Steel	Aluminum		Nickel Alloy		Titanium									
Low	Medium	High			6061	7075				Casting	Inconel	6Al4V (30 HRC)	~35 HRC	35-45 HRC	45-50 HRC	50-70 HRC		
1010	1035	1065	4140	Die Steel	300	400	17-4 PH											
1018	1045		4340															

○ Good ◎ Best





List 5172

EXOCARB® EX-H-DRL, Tap Extractor

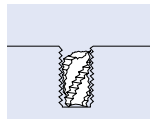
SPEED FEED 328	CARBIDE	BR	SHANK h7	PACKED 1 PIECE
--------------------------	----------------	-----------	--------------------	--------------------------



EDP Number	Diameter	Flute Length	Overall Length	Shank Diameter	Tap Types						
					Straight Fluted		Spiral Pointed		Spiral Fluted		
					Metric	ANSI	Metric	ANSI	Metric	ANSI	
87700	2-6 Set	-	-	-	-	-	-	-	-	-	-
87702	2.000	10.00	30.00	2.00	M3	#4, #5, #6	M3	#4, #5	M3	#4, #5, #6	#4, #5, #6
87703	3.000	15.00	40.00	3.00	M4, M5	#8, #10	M4	#8, #10	M4, M5	#8, #10	#8, #10
87704	4.000	20.00	45.00	4.00	M6	1/4, 5/16	M5, M6	1/4	M6	1/4, 5/16	1/4, 5/16
87705	5.000	25.00	50.00	5.00	M8, M10	3/8	-	5/16	M8, M10	5/8	5/8
87706	6.000	30.00	60.00	6.00	M12	7/16, 1/2	M8	3/8	M12	7/16, 1/2	7/16, 1/2
87707	7.000	35.00	80.00	7.00	M14	9/16	M10	7/16	M14	9/16	9/16
87708	8.000	40.00	80.00	8.00	M16	5/8	M12	1/2	M16	5/8	5/8
87709	9.000	45.00	100.00	9.00	M18	3/4	M14	9/16	M18	3/4	3/4
87781	11.000	55.00	110.00	11.00	M22	7/8	M18	-	M22	7/8	7/8
87782	12.000	60.00	110.00	12.00	M24	1	M20	3/4	M24	1	1
87710	10.000	50.00	100.00	10.00	M20	-	M16	5/8	M20	-	-

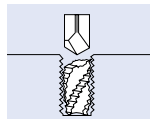
● Stocked ○ Available Upon Request; MOQ May Apply ▲ Globally Stocked

Note: For drill diameter selection, use the method outlined below. Straight Fluted & Spiral Fluted Taps: 0.46 (TapØ) < (DrillØ) < 0.75 (TapØ). Spiral Pointed Taps: 0.6 (TapØ) < (DrillØ) < 0.75 (TapØ).



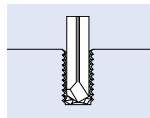
1. Broken Tap

Check how tap is broken. If any portion of the tap is protruding, grind the damaged surface of the tap flush with the workpiece. This will allow the damaged tap to be drilled easier.



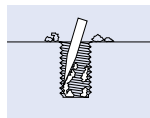
2. Centering of Drill

Position the drill over the center of the tap. Please make sure both the workpiece and drill are properly secured. Make an initial light drill approach, and then quickly retract the drill. For this step, do not use lubrication.



3. Hole Processing

Drill the hole at a fixed feed and speed, stopping the operation occasionally to remove broken chips. In addition, use plenty of high quality cutting oil.



4. Chip Removal

Once the tap has been broken up, the remaining portions of the tap can be removed. For best results, use a scribe. Once the hole is cleaned, tapping can be resumed.

Cutting Conditions and Procedures to Note

1. Use a drilling speed of 65-80SFM.
2. Hand feed of 0.0005~0.001 in/rev is normal.
3. Use a rigid holder.
4. Select a high quality cutting oil and apply in sufficient amounts.
5. This tool should not be used to drill soft steels, aluminum alloys or other soft materials.
6. Resharpening should be done periodically.
7. For through hole processing of heat treated steels, use a spare piece of material underneath the material being drilled as this will prevent breakage caused by sudden torque.
8. Cannot be used to remove forming taps.

P					M			K	N		S		H						
Steel					Stainless Steel			Cast Iron	Non-Ferrous		HRSA		Hardened Steel						
Carbon Steel			Alloy Steel	Die Steel	Aluminum		Nickel Alloy		Titanium										
Low	Medium	High			6061	Casting				Inconel	6Al4V (30 HRC)	~35 HRC	35-45 HRC	45-50 HRC	50-70 HRC				
1010	1035	1045	1065	4140	4340	300	400	17-4 PH	7075										

○ Good ○ Best






List 5275

EXOCARB® EX-H-DRL, 15D-30D

SPEED FEED 329	CARBIDE	BR	2 FLUTE	TAPER	30°	SHANK h6	PACKED 1 PIECE
-------------------	---------	----	---------	-------	-----	-------------	-------------------

Size	mm	inch
D=3	+0/-0.014	+0/-0.0006
3 < D ≤ 6	+0/-0.018	+0/-0.0007
6 < D ≤ 10	+0/-0.022	+0/-0.0009



EDP Number		Diameter (D)					Drilling L/D Ratio	Flute Length	Overall Length	Shank Diameter
		Fractional Size	Wire Gage	Letter Size	mm	Inch		FL (mm)	L (mm)	d (mm)
8567130	●	-	-	-	3.000	0.11811	16	55.00	105.00	3.00
8567140	●	-	-	-	4.000	0.15748	17	75.00	125.00	4.00
8567340	●	-	-	-	4.000	0.15748	21	90.00	140.00	4.00
8567345	●	-	-	-	4.500	0.17717	22	110.00	165.00	5.00
8567150	●	-	-	-	5.000	0.19685	16	90.00	140.00	5.00
8567350	●	-	-	-	5.000	0.19685	21	115.00	165.00	5.00
8567450	●	-	-	-	5.000	0.19685	31	165.00	215.00	5.00
8567355	●	-	-	-	5.500	0.21654	23	140.00	190.00	6.00
8567455	●	-	-	-	5.500	0.21654	34	200.00	250.00	6.00
8567160	●	-	-	-	6.000	0.23622	16	110.00	160.00	6.00
8567360	●	-	-	-	6.000	0.23622	21	140.00	190.00	6.00
8567460	●	-	-	-	6.000	0.23622	31	200.00	250.00	6.00
8567165	●	-	-	-	6.500	0.25591	16	120.00	175.00	7.00
8567170	●	-	-	-	7.000	0.27559	16	125.00	175.00	7.00
8567370	●	-	-	-	7.000	0.27559	21	160.00	210.00	7.00
8567470	●	-	-	-	7.000	0.27559	31	230.00	280.00	7.00
8567180	●	-	-	-	8.000	0.31496	16	145.00	195.00	8.00
8567380	●	-	-	-	8.000	0.31496	21	180.00	230.00	8.00
8567480	●	-	-	-	8.000	0.31496	31	265.00	315.00	8.00
8567190	●	-	-	-	9.000	0.35433	16	160.00	210.00	9.00
8567390	●	-	-	-	9.000	0.35433	21	210.00	260.00	9.00
8567200	●	-	-	-	10.000	0.39370	16	180.00	240.00	10.00
8567400	●	-	-	-	10.000	0.39370	21	230.00	290.00	10.00

● Stocked ○ Available Upon Request; MOQ May Apply ▲ Globally Stocked



P					M			K	N		S		H				
Steel					Stainless Steel			Cast Iron	Non-Ferrous		HRSA		Hardened Steel				
Carbon Steel			Alloy Steel	Die Steel	300	400	17-4 PH		Aluminum		Nickel Alloy	Titanium					
Low	Medium	High							6061	7075			Casting	Inconel	6Al4V	~35 HRC	35-45 HRC
1010	1035	1065	4140	4340				○	○								
1018	1045																

○ Good ○ Best





EXOCARB® MAX-MINI

High Performance Micro Carbide Drills

ABOUT OSG

DRILLING

THREADING

MILLING

HOLDERS


INDEX

List 5310

EXOCARB® MAX-MINI FHL-GDTS, Miniature, Up to 20D, 40-65 HRC

SPEED FEED 330	CARBIDE	EXO	3 FLUTE	TAPER	25°	SHANK h6	PACKED 1 PIECE
--------------------------	----------------	------------	----------------	--------------	------------	--------------------	--------------------------

Cutting Diameter Tolerance (h8)		
Size (mm)	mm	inch
1 ≤ D ≤ 3	+0/-0.014	+0/-0.0006



EDP Number		Diameter (D)					Flute Length	Neck Length	Overall Length	Shank Diameter	Point Angle
		Fractional Size	Wire Gage	Letter Size	mm	Inch	FL (mm)	L1 (mm)	L (mm)	d (mm)	α
8569010	●	-	-	-	1.000	0.03937	5.00	20.00	57.00	3.00	140
8569011	●	-	-	-	1.100	0.04331	5.50	20.00	57.00	3.00	140
8569012	●	-	-	-	1.200	0.04724	6.50	20.00	57.00	3.00	140
8569013	●	-	-	-	1.300	0.05118	6.50	20.00	57.00	3.00	140
8569014	●	-	-	-	1.400	0.05512	7.50	20.00	57.00	3.00	140
8569015	●	-	-	-	1.500	0.05906	7.50	20.00	57.00	3.00	140
8569016	●	-	-	-	1.600	0.06299	8.50	20.00	57.00	3.00	140
8569017	●	-	-	-	1.700	0.06693	8.50	20.00	57.00	3.00	140
8569018	●	-	-	-	1.800	0.07087	9.50	20.00	57.00	3.00	140
8569019	●	-	-	-	1.900	0.07480	9.50	20.00	57.00	3.00	140
8569020	●	-	-	-	2.000	0.07874	10.50	30.00	65.00	3.00	140
8569025	●	-	-	-	2.500	0.09843	13.00	30.00	65.00	3.00	120
8569030	●	-	-	-	3.000	0.11811	15.00	30.00	65.00	3.00	120

● Stocked ○ Available Upon Request; MOQ May Apply ▲ Globally Stocked

Note: Shrink fit holders recommended. Must utilize recommended peck cycle for optimum tool life.



P					M			K	N		S		H								
Steel					Stainless Steel			Cast Iron	Non-Ferrous		HRSA		Hardened Steel								
Carbon Steel			Alloy Steel	Die Steel					Aluminum		Nickel Alloy	Titanium									
Low	Medium	High			300	400	17-4 PH	6061 7075	Casting	Inconel			6Al4V (30 HRC)	~35 HRC	35-45 HRC	45-50 HRC	50-70 HRC				
1010	1035	1065	4140	4340																	
1018	1045																				

○ Good ⊗ Best





List 5315

EXOCARB® MAX-MINI UVM-LDS, Miniature, Pilot

SPEED FEED 331	CARBIDE	SS	2 FLUTE	30°	SHANK h3	PACKED 1 PIECE
-------------------	---------	----	---------	-----	-------------	-------------------

Cutting Diameter Tolerance		
Size (mm)	mm	inch
0.05	+0/-0.003	+0/-0.0001



EDP Number		Diameter (D)					Flute Length FL (mm)	Overall Length L (mm)	Shank Diameter	
		Fractional Size	Wire Gage	Letter Size	mm	Inch			d (in)	d (mm)
8589205	●	-	-	-	0.050	0.00197	0.08	38.00	-	3.00
8589255	●	-	-	-	0.050	0.00197	0.08	38.00	0.125	-

● Stocked ○ Available Upon Request; MOQ May Apply ▲ Globally Stocked



ABOUT OSG

DRILLING

THREADING

MILLING

HOLDERS

INDEX

P					M			K	N		S		H			
Steel					Stainless Steel			Cast Iron	Non-Ferrous		HRSA		Hardened Steel			
Carbon Steel			Alloy Steel	Die Steel					Aluminum		Nickel Alloy	Titanium				
Low	Medium	High			300	400	17-4 PH		6061	7075			Casting	Inconel	6Al4V (30 HRC)	~35 HRC
1010	1035	1065	4140	4340	○	○	○	○	○	○	○	○	○	○	○	○
1018	1045				○	○	○	○	○	○	○	○	○	○	○	○

○ Good ○ Best





EXOCARB® MAX-MINI

High Performance Micro Carbide Drills

ABOUT OSG

DRILLING

THREADING

MILLING

HOLDERS

INDEX

List 5320

EXOCARB® MAX-MINI UVM-DRL-5D, Miniature

SPEED FEED 331	CARBIDE	SS	2 FLUTE	JOBBER	30°	SHANK h3	PACKED 1 PIECE
-------------------	---------	----	---------	--------	-----	-------------	-------------------

Cutting Diameter Tolerance		
Size (mm)	mm	inch
0.02 ≤ D ≤ 0.08	+0/-0.003	+0/-0.0001



EDP Number		Diameter (D)					Flute Length	Overall Length	Shank Diameter	
		Fractional Size	Wire Gage	Letter Size	mm	Inch	FL (mm)	L (mm)	d (in)	d (mm)
8589002	●	-	-	-	0.020	0.00079	0.12	38.00	-	3.00
8589052	●	-	-	-	0.020	0.00079	0.12	38.00	0.125	-
8589003	●	-	-	-	0.030	0.00118	0.18	38.00	-	3.00
8589053	●	-	-	-	0.030	0.00118	0.18	38.00	0.125	-
8589004	●	-	-	-	0.040	0.00157	0.24	38.00	-	3.00
8589054	●	-	-	-	0.040	0.00157	0.24	38.00	0.125	-
8589005	●	-	-	-	0.050	0.00197	0.30	38.00	-	3.00
8589055	●	-	-	-	0.050	0.00197	0.30	38.00	0.125	-
8589008	●	-	-	-	0.080	0.00315	0.48	38.00	-	3.00
8589058	●	-	-	-	0.080	0.00315	0.48	38.00	0.125	-

● Stocked ○ Available Upon Request; MOQ May Apply ▲ Globally Stocked



P					M			K	N		S		H			
Steel					Stainless Steel			Cast Iron	Non-Ferrous		HRSA		Hardened Steel			
Carbon Steel			Alloy Steel	Die Steel	Aluminum		Inconel		Titanium	Hardened Steel						
Low	Medium	High			6061	7075				Casting	6Al4V (30 HRC)	~35 HRC	35-45 HRC	45-50 HRC	50-70 HRC	
1010	1035	1065	4140	4340	300	400	17-4 PH	6061	7075	Casting	Inconel	6Al4V (30 HRC)	~35 HRC	35-45 HRC	45-50 HRC	50-70 HRC
					○	○	○	○	○	○	○	○	○	○	○	○

○ Good ○ Best





List 5325

EXOCARB® MAX-MINI UVM-DRL-10D, Miniature

SPEED FEED 331	CARBIDE	SS	2 FLUTE	TAPER	30°	SHANK h3	PACKED 1 PIECE
-------------------	---------	----	---------	-------	-----	-------------	-------------------

Cutting Diameter Tolerance		
Size (mm)	mm	inch
0.02 ≤ D ≤ 0.08	+0/-0.003	+0/-0.0001



EDP Number		Diameter (D)					Flute Length FL (mm)	Overall Length L (mm)	Shank Diameter	
		Fractional Size	Wire Gage	Letter Size	mm	Inch			d (in)	d (mm)
8589102	●	-	-	-	0.020	0.00079	0.22	38.00	-	3.00
8589152	●	-	-	-	0.020	0.00079	0.22	38.00	0.125	-
8589103	●	-	-	-	0.030	0.00118	0.33	38.00	-	3.00
8589153	●	-	-	-	0.030	0.00118	0.33	38.00	0.125	-
8589104	●	-	-	-	0.040	0.00157	0.44	38.00	-	3.00
8589154	●	-	-	-	0.040	0.00157	0.44	38.00	0.125	-
8589105	●	-	-	-	0.050	0.00197	0.55	38.00	-	3.00
8589155	●	-	-	-	0.050	0.00197	0.55	38.00	0.125	-
8589108	●	-	-	-	0.080	0.00315	0.88	38.00	-	3.00
8589158	●	-	-	-	0.080	0.00315	0.88	38.00	0.125	-

● Stocked ○ Available Upon Request; MOQ May Apply ▲ Globally Stocked



ABOUT OSG

DRILLING

THREADING

MILLING

HOLDERS

INDEX

P					M			K	N		S		H						
Steel					Stainless Steel			Cast Iron	Non-Ferrous		HRSA		Hardened Steel						
Carbon Steel			Alloy Steel	Die Steel					Aluminum		Nickel Alloy	Titanium							
Low	Medium	High							6061	Casting			Inconel	6Al4V (30 HRC)	~35 HRC	35-45 HRC	45-50 HRC	50-70 HRC	
1010	1035	1065	4140	4340					6061	7075									
1018	1045				300	400	17-4 PH		○	○	●	○	○	○	○	○	○		

○ Good ● Best



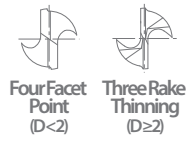


List 5330

EXOCARB® WX-MS-GDS, Precision Drill

SPEED FEED 332	CARBIDE	TiAIN	2 FLUTE	JOBBER	30°	SHANK h6	PACKED 1 PIECE
--------------------------	----------------	--------------	----------------	---------------	------------	--------------------	--------------------------

Cutting Diameter Tolerance		
Size (mm)	mm	inch
0.2 ≤ D ≤ 5	+0 / -0.010	+0 / -0.0004



ABOUT OSG

DRILLING

THREADING

MILLING

HOLDERS

INDEX

EDP Number		Diameter (D)					Flute Length	Overall Length	Shank Diameter	Point Angle
		Fractional Size	Wire Gage	Letter Size	mm	Inch	FL (mm)	L (mm)	d (mm)	α
3300020	●	-	-	-	0.200	0.00787	1.50	38.00	3.00	140
3300021	●	-	-	-	0.210	0.00827	1.50	38.00	3.00	140
3300022	●	-	-	-	0.220	0.00866	1.50	38.00	3.00	140
3300023	●	-	-	-	0.230	0.00906	1.50	38.00	3.00	140
3300024	●	-	-	-	0.240	0.00945	1.50	38.00	3.00	140
3300025	●	-	-	-	0.250	0.00984	1.50	38.00	3.00	140
3300026	●	-	-	-	0.260	0.01024	1.50	38.00	3.00	140
3300027	●	-	-	-	0.270	0.01063	1.50	38.00	3.00	140
3300028	●	-	-	-	0.280	0.01102	1.50	38.00	3.00	140
3300029	●	-	-	-	0.290	0.01142	1.50	38.00	3.00	140
3300030	●	-	-	-	0.300	0.01181	1.50	38.00	3.00	140
3300031	●	-	-	-	0.310	0.01220	2.00	38.00	3.00	140
3300032	●	-	-	-	0.320	0.01260	2.00	38.00	3.00	140
3300033	●	-	-	-	0.330	0.01299	2.00	38.00	3.00	140
3300034	●	-	-	-	0.340	0.01339	2.00	38.00	3.00	140
3300035	●	-	-	-	0.350	0.01378	2.00	38.00	3.00	140
3300036	●	-	-	-	0.360	0.01417	2.00	38.00	3.00	140
3300037	●	-	-	-	0.370	0.01457	2.00	38.00	3.00	140
3300038	●	-	-	-	0.380	0.01496	2.00	38.00	3.00	140
3300039	●	-	-	-	0.390	0.01535	2.50	38.00	3.00	140
3300040	●	-	-	-	0.400	0.01575	2.50	38.00	3.00	140
3300041	●	-	-	-	0.410	0.01614	2.50	38.00	3.00	140
3300042	●	-	-	-	0.420	0.01654	2.50	38.00	3.00	140
3300043	●	-	-	-	0.430	0.01693	2.50	38.00	3.00	140
3300044	●	-	-	-	0.440	0.01732	2.50	38.00	3.00	140
3300045	●	-	-	-	0.450	0.01772	2.50	38.00	3.00	140
3300046	●	-	-	-	0.460	0.01811	2.50	38.00	3.00	140
3300047	●	-	-	-	0.470	0.01850	2.50	38.00	3.00	140
3300048	●	-	-	-	0.480	0.01890	2.50	38.00	3.00	140
3300049	●	-	-	-	0.490	0.01929	3.00	38.00	3.00	140
3300050	●	-	-	-	0.500	0.01969	3.00	38.00	3.00	140
3300051	●	-	-	-	0.510	0.02008	3.00	38.00	3.00	140
3300052	●	-	-	-	0.520	0.02047	3.00	38.00	3.00	140
3300053	●	-	-	-	0.530	0.02087	3.00	38.00	3.00	140
3300054	●	-	-	-	0.540	0.02126	3.50	38.00	3.00	140
3300055	●	-	-	-	0.550	0.02165	3.50	38.00	3.00	140
3300056	●	-	-	-	0.560	0.02205	3.50	38.00	3.00	140
3300057	●	-	-	-	0.570	0.02244	3.50	38.00	3.00	140
3300058	●	-	-	-	0.580	0.02283	3.50	38.00	3.00	140
3300059	●	-	-	-	0.590	0.02323	3.50	38.00	3.00	140
3300060	●	-	-	-	0.600	0.02362	3.50	38.00	3.00	140
3300061	●	-	-	-	0.610	0.02402	4.00	38.00	3.00	140
3300062	●	-	-	-	0.620	0.02441	4.00	38.00	3.00	140
3300063	●	-	-	-	0.630	0.02480	4.00	38.00	3.00	140
3300064	●	-	-	-	0.640	0.02520	4.00	38.00	3.00	140
3300065	●	-	-	-	0.650	0.02559	4.00	38.00	3.00	140
3300066	●	-	-	-	0.660	0.02598	4.00	38.00	3.00	140
3300067	●	-	-	-	0.670	0.02638	4.00	38.00	3.00	140
3300068	●	-	-	-	0.680	0.02677	4.50	38.00	3.00	140
3300069	●	-	-	-	0.690	0.02717	4.50	38.00	3.00	140
3300070	●	-	-	-	0.700	0.02756	4.50	38.00	3.00	140
3300071	●	-	-	-	0.710	0.02795	4.50	38.00	3.00	140
3300072	●	-	-	-	0.720	0.02835	4.50	38.00	3.00	140

● Stocked ○ Available Upon Request; MOQ May Apply ▲ Globally Stocked





List 5330 (Continued)

EXOCARB® WX-MS-GDS, Precision Drill

SPEED FEED 332	CARBIDE	TiAIN	2 FLUTE	JOBBER	30°	SHANK h6	PACKED 1 PIECE
-------------------	---------	-------	---------	--------	-----	-------------	-------------------

EDP Number		Diameter (D)					Flute Length	Overall Length	Shank Diameter	Point Angle
		Fractional Size	Wire Gage	Letter Size	mm	Inch	FL (mm)	L (mm)	d (mm)	α
3300073	●	-	-	-	0.730	0.02874	4.50	38.00	3.00	140
3300074	●	-	-	-	0.740	0.02913	4.50	38.00	3.00	140
3300075	●	-	-	-	0.750	0.02953	4.50	38.00	3.00	140
3300076	●	-	-	-	0.760	0.02992	5.00	38.00	3.00	140
3300077	●	-	-	-	0.770	0.03031	5.00	38.00	3.00	140
3300078	●	-	-	-	0.780	0.03071	5.00	38.00	3.00	140
3300079	●	-	-	-	0.790	0.03110	5.00	38.00	3.00	140
3300080	●	-	-	-	0.800	0.03150	5.00	38.00	3.00	140
3300081	●	-	-	-	0.810	0.03189	5.00	38.00	3.00	140
3300082	●	-	-	-	0.820	0.03228	5.00	38.00	3.00	140
3300083	●	-	-	-	0.830	0.03268	5.00	38.00	3.00	140
3300084	●	-	-	-	0.840	0.03307	5.00	38.00	3.00	140
3300085	●	-	-	-	0.850	0.03346	5.00	38.00	3.00	140
3300086	●	-	-	-	0.860	0.03386	5.50	38.00	3.00	140
3300087	●	-	-	-	0.870	0.03425	5.50	38.00	3.00	140
3300088	●	-	-	-	0.880	0.03465	5.50	38.00	3.00	140
3300089	●	-	-	-	0.890	0.03504	5.50	38.00	3.00	140
3300090	●	-	-	-	0.900	0.03543	5.50	38.00	3.00	140
3300091	●	-	-	-	0.910	0.03583	5.50	38.00	3.00	140
3300092	●	-	-	-	0.920	0.03622	5.50	38.00	3.00	140
3300093	●	-	-	-	0.930	0.03661	5.50	38.00	3.00	140
3300094	●	-	-	-	0.940	0.03701	5.50	38.00	3.00	140
3300095	●	-	-	-	0.950	0.03740	5.50	38.00	3.00	140
3300096	●	-	-	-	0.960	0.03780	6.00	38.00	3.00	140
3300097	●	-	-	-	0.970	0.03819	6.00	38.00	3.00	140
3300098	●	-	-	-	0.980	0.03858	6.00	38.00	3.00	140
3300099	●	-	-	-	0.990	0.03898	6.00	38.00	3.00	140
3300100	●	-	-	-	1.000	0.03937	6.00	38.00	3.00	140
3300101	●	-	-	-	1.010	0.03976	6.00	38.00	3.00	140
3300102	●	-	-	-	1.020	0.04016	6.00	38.00	3.00	140
3300103	●	-	-	-	1.030	0.04055	6.00	38.00	3.00	140
3300104	●	-	-	-	1.040	0.04094	6.00	38.00	3.00	140
3300105	●	-	-	-	1.050	0.04134	6.00	38.00	3.00	140
3300106	●	-	-	-	1.060	0.04173	6.00	38.00	3.00	140
3300107	●	-	-	-	1.070	0.04213	7.00	42.00	3.00	140
3300108	●	-	-	-	1.080	0.04252	7.00	42.00	3.00	140
3300109	●	-	-	-	1.090	0.04291	7.00	42.00	3.00	140
3300110	●	-	-	-	1.100	0.04331	7.00	42.00	3.00	140
3300111	●	-	-	-	1.110	0.04370	7.00	42.00	3.00	140
3300112	●	-	-	-	1.120	0.04409	7.00	42.00	3.00	140
3300113	●	-	-	-	1.130	0.04449	7.00	42.00	3.00	140
3300114	●	-	-	-	1.140	0.04488	7.00	42.00	3.00	140
3300115	●	-	-	-	1.150	0.04528	7.00	42.00	3.00	140
3300116	●	-	-	-	1.160	0.04567	7.00	42.00	3.00	140
3300117	●	-	-	-	1.170	0.04606	7.00	42.00	3.00	140
3300118	●	-	-	-	1.180	0.04646	7.00	42.00	3.00	140
3300119	●	-	-	-	1.190	0.04685	8.00	42.00	3.00	140
3300120	●	-	-	-	1.200	0.04724	8.00	42.00	3.00	140
3300121	●	-	-	-	1.210	0.04764	8.00	42.00	3.00	140

● Stocked ○ Available Upon Request; MOQ May Apply ▲ Globally Stocked



CONTINUED

P Steel					M			K	N		S		H			
Carbon Steel			Alloy Steel	Die Steel	Stainless Steel			Cast Iron	Non-Ferrous		HRSA		Hardened Steel			
Low	Medium	High			300	400	17-4 PH		Aluminum	Nickel Alloy	Titanium	~35 HRC	35-45 HRC	45-50 HRC	50-70 HRC	
1010	1035	1065	4140					6061	Casting	Inconel	6Al4V (30 HRC)					
1018	1045		4340					7075								

○ Good ○ Best





EXOCARB® MAX-MINI


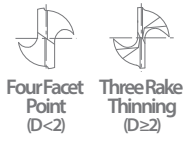
High Performance Micro Carbide Drills

List 5330 (Continued)

EXOCARB® WX-MS-GDS, Precision Drill

SPEED FEED 332	CARBIDE	TiAIN	2 FLUTE	JOBBER	30°	SHANK h6	PACKED 1 PIECE
-------------------	---------	-------	---------	--------	-----	-------------	-------------------

Cutting Diameter Tolerance		
Size (mm)	mm	inch
0.2 ≤ D ≤ 5	+0 / -0.010	+0 / -0.0004



ABOUT OSG

DRILLING

THREADING

MILLING

HOLDERS

INDEX

EDP Number		Diameter (D)					Flute Length	Overall Length	Shank Diameter	Point Angle
		Fractional Size	Wire Gage	Letter Size	mm	Inch	FL (mm)	L (mm)	d (mm)	α
3300122	●	-	-	-	1.220	0.04803	8.00	42.00	3.00	140
3300123	●	-	-	-	1.230	0.04843	8.00	42.00	3.00	140
3300124	●	-	-	-	1.240	0.04882	8.00	42.00	3.00	140
3300125	●	-	-	-	1.250	0.04921	8.00	42.00	3.00	140
3300126	●	-	-	-	1.260	0.04961	8.00	42.00	3.00	140
3300127	●	-	-	-	1.270	0.05000	8.00	42.00	3.00	140
3300128	●	-	-	-	1.280	0.05039	8.00	42.00	3.00	140
3300129	●	-	-	-	1.290	0.05079	8.00	42.00	3.00	140
3300130	●	-	-	-	1.300	0.05118	8.00	42.00	3.00	140
3300131	●	-	-	-	1.310	0.05157	8.00	42.00	3.00	140
3300132	●	-	-	-	1.320	0.05197	8.00	42.00	3.00	140
3300133	●	-	-	-	1.330	0.05236	9.00	42.00	3.00	140
3300134	●	-	-	-	1.340	0.05276	9.00	42.00	3.00	140
3300135	●	-	-	-	1.350	0.05315	9.00	42.00	3.00	140
3300136	●	-	-	-	1.360	0.05354	9.00	42.00	3.00	140
3300137	●	-	-	-	1.370	0.05394	9.00	42.00	3.00	140
3300138	●	-	-	-	1.380	0.05433	9.00	42.00	3.00	140
3300139	●	-	-	-	1.390	0.05472	9.00	42.00	3.00	140
3300140	●	-	-	-	1.400	0.05512	9.00	42.00	3.00	140
3300141	●	-	-	-	1.410	0.05551	9.00	42.00	3.00	140
3300142	●	-	-	-	1.420	0.05591	9.00	42.00	3.00	140
3300143	●	-	-	-	1.430	0.05630	9.00	42.00	3.00	140
3300144	●	-	-	-	1.440	0.05669	9.00	42.00	3.00	140
3300145	●	-	-	-	1.450	0.05709	9.00	42.00	3.00	140
3300146	●	-	-	-	1.460	0.05748	9.00	42.00	3.00	140
3300147	●	-	-	-	1.470	0.05787	9.00	42.00	3.00	140
3300148	●	-	-	-	1.480	0.05827	9.00	42.00	3.00	140
3300149	●	-	-	-	1.490	0.05866	9.00	42.00	3.00	140
3300150	●	-	-	-	1.500	0.05906	9.00	42.00	3.00	140
3300151	●	-	-	-	1.510	0.05945	10.00	42.00	3.00	140
3300152	●	-	-	-	1.520	0.05984	10.00	42.00	3.00	140
3300153	●	-	-	-	1.530	0.06024	10.00	42.00	3.00	140
3300154	●	-	-	-	1.540	0.06063	10.00	42.00	3.00	140
3300155	●	-	-	-	1.550	0.06102	10.00	42.00	3.00	140
3300156	●	-	-	-	1.560	0.06142	10.00	42.00	3.00	140
3300157	●	-	-	-	1.570	0.06181	10.00	42.00	3.00	140
3300158	●	-	-	-	1.580	0.06220	10.00	42.00	3.00	140
3300159	●	-	-	-	1.590	0.06260	10.00	42.00	3.00	140
3300160	●	-	-	-	1.600	0.06299	10.00	42.00	3.00	140
3300161	●	-	-	-	1.610	0.06339	10.00	42.00	3.00	140
3300162	●	-	-	-	1.620	0.06378	10.00	42.00	3.00	140
3300163	●	-	-	-	1.630	0.06417	10.00	42.00	3.00	140
3300164	●	-	-	-	1.640	0.06457	10.00	42.00	3.00	140
3300165	●	-	-	-	1.650	0.06496	10.00	42.00	3.00	140
3300166	●	-	-	-	1.660	0.06535	10.00	42.00	3.00	140
3300167	●	-	-	-	1.670	0.06575	10.00	42.00	3.00	140
3300168	●	-	-	-	1.680	0.06614	10.00	42.00	3.00	140
3300169	●	-	-	-	1.690	0.06654	10.00	42.00	3.00	140
3300170	●	-	-	-	1.700	0.06693	10.00	42.00	3.00	140
3300171	●	-	-	-	1.710	0.06732	11.00	42.00	3.00	140
3300172	●	-	-	-	1.720	0.06772	11.00	42.00	3.00	140
3300173	●	-	-	-	1.730	0.06811	11.00	42.00	3.00	140
3300174	●	-	-	-	1.740	0.06850	11.00	42.00	3.00	140

● Stocked ○ Available Upon Request; MOQ May Apply ▲ Globally Stocked





List 5330 (Continued)

EXOCARB® WX-MS-GDS, Precision Drill

SPEED FEED 332	CARBIDE	TiAIN	2 FLUTE	JOBBER	30°	SHANK h6	PACKED 1 PIECE
--------------------------	----------------	--------------	----------------	---------------	------------	--------------------	--------------------------

EDP Number		Diameter (D)					Flute Length	Overall Length	Shank Diameter	Point Angle
		Fractional Size	Wire Gage	Letter Size	mm	Inch	FL (mm)	L (mm)	d (mm)	α
3300175	●	-	-	-	1.750	0.06890	11.00	42.00	3.00	140
3300176	●	-	-	-	1.760	0.06929	11.00	42.00	3.00	140
3300177	●	-	-	-	1.770	0.06969	11.00	42.00	3.00	140
3300178	●	-	-	-	1.780	0.07008	11.00	42.00	3.00	140
3300179	●	-	-	-	1.790	0.07047	11.00	42.00	3.00	140
3300180	●	-	-	-	1.800	0.07087	11.00	42.00	3.00	140
3300181	●	-	-	-	1.810	0.07126	11.00	42.00	3.00	140
3300182	●	-	-	-	1.820	0.07165	11.00	42.00	3.00	140
3300183	●	-	-	-	1.830	0.07205	11.00	42.00	3.00	140
3300184	●	-	-	-	1.840	0.07244	11.00	42.00	3.00	140
3300185	●	-	-	-	1.850	0.07283	11.00	42.00	3.00	140
3300186	●	-	-	-	1.860	0.07323	11.00	42.00	3.00	140
3300187	●	-	-	-	1.870	0.07362	11.00	42.00	3.00	140
3300188	●	-	-	-	1.880	0.07402	11.00	42.00	3.00	140
3300189	●	-	-	-	1.890	0.07441	11.00	42.00	3.00	140
3300190	●	-	-	-	1.900	0.07480	11.00	42.00	3.00	140
3300191	●	-	-	-	1.910	0.07520	12.00	50.00	3.00	140
3300192	●	-	-	-	1.920	0.07559	12.00	50.00	3.00	140
3300193	●	-	-	-	1.930	0.07598	12.00	50.00	3.00	140
3300194	●	-	-	-	1.940	0.07638	12.00	50.00	3.00	140
3300195	●	-	-	-	1.950	0.07677	12.00	50.00	3.00	140
3300196	●	-	-	-	1.960	0.07717	12.00	50.00	3.00	140
3300197	●	-	-	-	1.970	0.07756	12.00	50.00	3.00	140
3300198	●	-	-	-	1.980	0.07795	12.00	50.00	3.00	140
3300199	●	-	-	-	1.990	0.07835	12.00	50.00	3.00	140
3300200	●	-	-	-	2.000	0.07874	12.00	50.00	3.00	140
48172201	●	-	-	-	2.010	0.07913	12.00	50.00	3.00	140
48172202	●	-	-	-	2.020	0.07953	12.00	50.00	3.00	140
48172203	●	-	-	-	2.030	0.07992	12.00	50.00	3.00	140
48172204	●	-	-	-	2.040	0.08031	12.00	50.00	3.00	140
3300205	●	-	-	-	2.050	0.08071	12.00	50.00	3.00	140
48172206	●	-	-	-	2.060	0.08110	12.00	50.00	3.00	140
48172207	●	-	-	-	2.070	0.08150	12.00	50.00	3.00	140
48172208	●	-	-	-	2.080	0.08189	12.00	50.00	3.00	140
48172209	●	-	-	-	2.090	0.08228	12.00	50.00	3.00	140
3300210	●	-	-	-	2.100	0.08268	12.00	50.00	3.00	140
48172211	●	-	-	-	2.110	0.08307	12.00	50.00	3.00	140
48172212	●	-	-	-	2.120	0.08346	12.00	50.00	3.00	140
48172213	●	-	-	-	2.130	0.08386	13.00	50.00	3.00	140
48172214	●	-	-	-	2.140	0.08425	13.00	50.00	3.00	140
3300215	●	-	-	-	2.150	0.08465	13.00	50.00	3.00	140
48172216	●	-	-	-	2.160	0.08504	13.00	50.00	3.00	140
48172217	●	-	-	-	2.170	0.08543	13.00	50.00	3.00	140
48172218	●	-	-	-	2.180	0.08583	13.00	50.00	3.00	140
48172219	●	-	-	-	2.190	0.08622	13.00	50.00	3.00	140
3300220	●	-	-	-	2.200	0.08661	13.00	50.00	3.00	140
48172221	●	-	-	-	2.210	0.08701	13.00	50.00	3.00	140
48172222	●	-	-	-	2.220	0.08740	13.00	50.00	3.00	140
48172223	●	-	-	-	2.230	0.08780	13.00	50.00	3.00	140

● Stocked ○ Available Upon Request; MOQ May Apply ▲ Globally Stocked



CONTINUED ➔

P					M			K	N		S		H			
Steel					Stainless Steel			Cast Iron	Non-Ferrous		HRSA		Hardened Steel			
Carbon Steel			Alloy Steel	Die Steel	300	400	17-4 PH		Aluminum		Nickel Alloy	Titanium	~35 HRC	35-45 HRC	45-50 HRC	50-70 HRC
Low	Medium	High							6061	Casting						
1010	1035	1065	4140	7075												
○	○	○	○	○	○	○	○	○	○	○	○					

○ Good ○ Best





EXOCARB® MAX-MINI

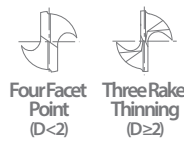
High Performance Micro Carbide Drills

List 5330 (Continued)

EXOCARB® WX-MS-GDS, Precision Drill

SPEED FEED	CARBIDE	TiAIN	2 FLUTE	JOBBER	30°	SHANK h6	PACKED 1 PIECE
332							

Cutting Diameter Tolerance		
Size (mm)	mm	inch
0.2 ≤ D ≤ 5	+0 / -0.010	+0 / -0.0004



ABOUT OSG

DRILLING

THREADING

MILLING

HOLDERS

INDEX

EDP Number		Diameter (D)					Flute Length	Overall Length	Shank Diameter	Point Angle
		Fractional Size	Wire Gage	Letter Size	mm	Inch	FL (mm)	L (mm)	d (mm)	α
48172224	●	-	-	-	2.240	0.08819	13.00	50.00	3.00	140
3300225	●	-	-	-	2.250	0.08858	13.00	50.00	3.00	140
48172226	●	-	-	-	2.260	0.08898	13.00	50.00	3.00	140
48172227	●	-	-	-	2.270	0.08937	13.00	50.00	3.00	140
48172228	●	-	-	-	2.280	0.08976	13.00	50.00	3.00	140
48172229	●	-	-	-	2.290	0.09016	13.00	50.00	3.00	140
3300230	●	-	-	-	2.300	0.09055	13.00	50.00	3.00	140
48172231	●	-	-	-	2.310	0.09094	13.00	50.00	3.00	140
48172232	●	-	-	-	2.320	0.09134	13.00	50.00	3.00	140
48172233	●	-	-	-	2.330	0.09173	13.00	50.00	3.00	140
48172234	●	-	-	-	2.340	0.09213	13.00	50.00	3.00	140
3300235	●	-	-	-	2.350	0.09252	13.00	50.00	3.00	140
48172236	●	-	-	-	2.360	0.09291	13.00	50.00	3.00	140
48172237	●	-	-	-	2.370	0.09331	14.00	50.00	3.00	140
48172238	●	-	-	-	2.380	0.09370	14.00	50.00	3.00	140
48172239	●	-	-	-	2.390	0.09409	14.00	50.00	3.00	140
3300240	●	-	-	-	2.400	0.09449	14.00	50.00	3.00	130
48172241	●	-	-	-	2.410	0.09488	14.00	50.00	3.00	130
48172242	●	-	-	-	2.420	0.09528	14.00	50.00	3.00	130
48172243	●	-	-	-	2.430	0.09567	14.00	50.00	3.00	130
48172244	●	-	-	-	2.440	0.09606	14.00	50.00	3.00	130
3300245	●	-	-	-	2.450	0.09646	14.00	50.00	3.00	130
48172246	●	-	-	-	2.460	0.09685	14.00	50.00	3.00	130
48172247	●	-	-	-	2.470	0.09724	14.00	50.00	3.00	130
48172248	●	-	-	-	2.480	0.09764	14.00	50.00	3.00	130
48172249	●	-	-	-	2.490	0.09803	14.00	50.00	3.00	130
3300250	●	-	-	-	2.500	0.09843	14.00	50.00	3.00	130
48172251	●	-	-	-	2.510	0.09882	14.00	50.00	3.00	130
48172252	●	-	-	-	2.520	0.09921	14.00	50.00	3.00	130
48172253	●	-	-	-	2.530	0.09961	14.00	50.00	3.00	130
48172254	●	-	-	-	2.540	0.10000	14.00	50.00	3.00	130
3300255	●	-	-	-	2.550	0.10039	14.00	50.00	3.00	130
48172256	●	-	-	-	2.560	0.10079	14.00	50.00	3.00	130
48172257	●	-	-	-	2.570	0.10118	14.00	50.00	3.00	130
48172258	●	-	-	-	2.580	0.10157	14.00	50.00	3.00	130
48172259	●	-	-	-	2.590	0.10197	14.00	50.00	3.00	130
3300260	●	-	-	-	2.600	0.10236	14.00	50.00	3.00	130
48172261	●	-	-	-	2.610	0.10276	14.00	50.00	3.00	130
48172262	●	-	-	-	2.620	0.10315	14.00	50.00	3.00	130
48172263	●	-	-	-	2.630	0.10354	14.00	50.00	3.00	130
48172264	●	-	-	-	2.640	0.10394	14.00	50.00	3.00	130
3300265	●	-	-	-	2.650	0.10433	14.00	50.00	3.00	130
48172266	●	-	-	-	2.660	0.10472	16.00	50.00	3.00	130
48172267	●	-	-	-	2.670	0.10512	16.00	50.00	3.00	130
48172268	●	-	-	-	2.680	0.10551	16.00	50.00	3.00	130
48172269	●	-	-	-	2.690	0.10591	16.00	50.00	3.00	130
3300270	●	-	-	-	2.700	0.10630	16.00	50.00	3.00	130
48172271	●	-	-	-	2.710	0.10669	16.00	50.00	3.00	130
48172272	●	-	-	-	2.720	0.10709	16.00	50.00	3.00	130
48172273	●	-	-	-	2.730	0.10748	16.00	50.00	3.00	130
48172274	●	-	-	-	2.740	0.10787	16.00	50.00	3.00	130
3300275	●	-	-	-	2.750	0.10827	16.00	50.00	3.00	130
48172276	●	-	-	-	2.760	0.10866	16.00	50.00	3.00	130

● Stocked ○ Available Upon Request; MOQ May Apply ▲ Globally Stocked





List 5330 (Continued)

EXOCARB® WX-MS-GDS, Precision Drill

SPEED FEED 332	CARBIDE	TIAlN	2 FLUTE	JOBBER	30°	SHANK h6	PACKED 1 PIECE
-------------------	---------	-------	---------	--------	-----	-------------	-------------------

EDP Number		Diameter (D)					Flute Length	Overall Length	Shank Diameter	Point Angle
		Fractional Size	Wire Gage	Letter Size	mm	Inch	FL (mm)	L (mm)	d (mm)	α
48172277	●	-	-	-	2.770	0.10906	16.00	50.00	3.00	130
48172278	●	-	-	-	2.780	0.10945	16.00	50.00	3.00	130
48172279	●	-	-	-	2.790	0.10984	16.00	50.00	3.00	130
3300280	●	-	-	-	2.800	0.11024	16.00	50.00	3.00	130
48172281	●	-	-	-	2.810	0.11063	16.00	50.00	3.00	130
48172282	●	-	-	-	2.820	0.11102	16.00	50.00	3.00	130
48172283	●	-	-	-	2.830	0.11142	16.00	50.00	3.00	130
48172284	●	-	-	-	2.840	0.11181	16.00	50.00	3.00	130
3300285	●	-	-	-	2.850	0.11220	16.00	50.00	3.00	130
48172286	●	-	-	-	2.860	0.11260	16.00	50.00	3.00	130
48172287	●	-	-	-	2.870	0.11299	16.00	50.00	3.00	130
48172288	●	-	-	-	2.880	0.11339	16.00	50.00	3.00	130
48172289	●	-	-	-	2.890	0.11378	16.00	50.00	3.00	130
3300290	●	-	-	-	2.900	0.11417	16.00	50.00	3.00	130
48172291	●	-	-	-	2.910	0.11457	16.00	50.00	3.00	130
48172292	●	-	-	-	2.920	0.11496	16.00	50.00	3.00	130
48172293	●	-	-	-	2.930	0.11535	16.00	50.00	3.00	130
48172294	●	-	-	-	2.940	0.11575	16.00	50.00	3.00	130
3300295	●	-	-	-	2.950	0.11614	16.00	50.00	3.00	130
48172296	●	-	-	-	2.960	0.11654	16.00	50.00	3.00	130
48172297	●	-	-	-	2.970	0.11693	16.00	50.00	3.00	130
48172298	●	-	-	-	2.980	0.11732	16.00	50.00	3.00	130
48172299	●	-	-	-	2.990	0.11772	16.00	50.00	3.00	130
3300300	●	-	-	-	3.000	0.11811	16.00	50.00	3.00	130
48172301	●	-	-	-	3.010	0.11850	18.00	56.00	4.00	130
48172302	●	-	-	-	3.020	0.11890	18.00	56.00	4.00	130
48172303	●	-	-	-	3.030	0.11929	18.00	56.00	4.00	130
48172304	●	-	-	-	3.040	0.11969	18.00	56.00	4.00	130
3300305	●	-	-	-	3.050	0.12008	18.00	56.00	4.00	130
48172306	●	-	-	-	3.060	0.12047	18.00	56.00	4.00	130
48172307	●	-	-	-	3.070	0.12087	18.00	56.00	4.00	130
48172308	●	-	-	-	3.080	0.12126	18.00	56.00	4.00	130
48172309	●	-	-	-	3.090	0.12165	18.00	56.00	4.00	130
3300310	●	-	-	-	3.100	0.12205	18.00	56.00	4.00	130
48172311	●	-	-	-	3.110	0.12244	18.00	56.00	4.00	130
48172312	●	-	-	-	3.120	0.12283	18.00	56.00	4.00	130
48172313	●	-	-	-	3.130	0.12323	18.00	56.00	4.00	130
48172314	●	-	-	-	3.140	0.12362	18.00	56.00	4.00	130
3300315	●	-	-	-	3.150	0.12402	18.00	56.00	4.00	130
48172316	●	-	-	-	3.160	0.12441	18.00	56.00	4.00	130
48172317	●	-	-	-	3.170	0.12480	18.00	56.00	4.00	130
48172318	●	-	-	-	3.180	0.12520	18.00	56.00	4.00	130
48172319	●	-	-	-	3.190	0.12559	18.00	56.00	4.00	130
3300320	●	-	-	-	3.200	0.12598	18.00	56.00	4.00	130
48172321	●	-	-	-	3.210	0.12638	18.00	56.00	4.00	130
48172322	●	-	-	-	3.220	0.12677	18.00	56.00	4.00	130
48172323	●	-	-	-	3.230	0.12717	18.00	56.00	4.00	130
48172324	●	-	-	-	3.240	0.12756	18.00	56.00	4.00	130
3300325	●	-	-	-	3.250	0.12795	18.00	56.00	4.00	130

● Stocked ○ Available Upon Request; MOQ May Apply ▲ Globally Stocked



CONTINUED

P					M			K	N		S		H			
Steel					Stainless Steel			Cast Iron	Non-Ferrous		HRSA		Hardened Steel			
Carbon Steel			Alloy Steel	Die Steel					Aluminum	Nickel Alloy	Titanium					
Low	Medium	High						6061				Casting	Inconel	6Al4V	~35 HRC	35-45 HRC
1010	1035	1045	1065	4140	4340	300	400	17-4 PH	6061	7075						
○	○	○	○	○	○	○	○	○	○	○		○				

○ Good ○ Best




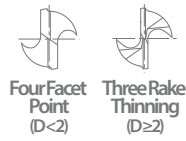


List 5330 (Continued)

EXOCARB® WX-MS-GDS, Precision Drill

SPEED FEED 332	CARBIDE	TiAIN	2 FLUTE	JOBBER	30°	SHANK h6	PACKED 1 PIECE
--------------------------	----------------	--------------	----------------	---------------	------------	--------------------	--------------------------

Cutting Diameter Tolerance		
Size (mm)	mm	inch
0.2 ≤ D ≤ 5	+0 / -0.010	+0 / -0.0004



ABOUT OSG

DRILLING

THREADING

MILLING

HOLDERS

INDEX

EDP Number		Diameter (D)					Flute Length	Overall Length	Shank Diameter	Point Angle
		Fractional Size	Wire Gage	Letter Size	mm	Inch	FL (mm)	L (mm)	d (mm)	α
48172326	●	-	-	-	3.260	0.12835	18.00	56.00	4.00	130
48172327	●	-	-	-	3.270	0.12874	18.00	56.00	4.00	130
48172328	●	-	-	-	3.280	0.12913	18.00	56.00	4.00	130
48172329	●	-	-	-	3.290	0.12953	18.00	56.00	4.00	130
3300330	●	-	-	-	3.300	0.12992	18.00	56.00	4.00	130
48172331	●	-	-	-	3.310	0.13031	18.00	56.00	4.00	130
48172332	●	-	-	-	3.320	0.13071	18.00	56.00	4.00	130
48172333	●	-	-	-	3.330	0.13110	18.00	56.00	4.00	130
48172334	●	-	-	-	3.340	0.13150	18.00	56.00	4.00	130
3300335	●	-	-	-	3.350	0.13189	18.00	56.00	4.00	130
48172336	●	-	-	-	3.360	0.13228	20.00	56.00	4.00	130
48172337	●	-	-	-	3.370	0.13268	20.00	56.00	4.00	130
48172338	●	-	-	-	3.380	0.13307	20.00	56.00	4.00	130
48172339	●	-	-	-	3.390	0.13346	20.00	56.00	4.00	130
3300340	●	-	-	-	3.400	0.13386	20.00	56.00	4.00	130
48172341	●	-	-	-	3.410	0.13425	20.00	56.00	4.00	130
48172342	●	-	-	-	3.420	0.13465	20.00	56.00	4.00	130
48172343	●	-	-	-	3.430	0.13504	20.00	56.00	4.00	130
48172344	●	-	-	-	3.440	0.13543	20.00	56.00	4.00	130
3300345	●	-	-	-	3.450	0.13583	20.00	56.00	4.00	130
48172346	●	-	-	-	3.460	0.13622	20.00	56.00	4.00	130
48172347	●	-	-	-	3.470	0.13661	20.00	56.00	4.00	130
48172348	●	-	-	-	3.480	0.13701	20.00	56.00	4.00	130
48172349	●	-	-	-	3.490	0.13740	20.00	56.00	4.00	130
3300350	●	-	-	-	3.500	0.13780	20.00	56.00	4.00	130
48172351	●	-	-	-	3.510	0.13819	20.00	56.00	4.00	130
48172352	●	-	-	-	3.520	0.13858	20.00	56.00	4.00	130
48172353	●	-	-	-	3.530	0.13898	20.00	56.00	4.00	130
48172354	●	-	-	-	3.540	0.13937	20.00	56.00	4.00	130
3300355	●	-	-	-	3.550	0.13976	20.00	56.00	4.00	130
48172356	●	-	-	-	3.560	0.14016	20.00	56.00	4.00	130
48172357	●	-	-	-	3.570	0.14055	20.00	56.00	4.00	130
48172358	●	-	-	-	3.580	0.14094	20.00	56.00	4.00	130
48172359	●	-	-	-	3.590	0.14134	20.00	56.00	4.00	130
3300360	●	-	-	-	3.600	0.14173	20.00	56.00	4.00	130
48172361	●	-	-	-	3.610	0.14213	20.00	56.00	4.00	130
48172362	●	-	-	-	3.620	0.14252	20.00	56.00	4.00	130
48172363	●	-	-	-	3.630	0.14291	20.00	56.00	4.00	130
48172364	●	-	-	-	3.640	0.14331	20.00	56.00	4.00	130
3300365	●	-	-	-	3.650	0.14370	20.00	56.00	4.00	130
48172366	●	-	-	-	3.660	0.14409	20.00	56.00	4.00	130
48172367	●	-	-	-	3.670	0.14449	20.00	56.00	4.00	130
48172368	●	-	-	-	3.680	0.14488	20.00	56.00	4.00	130
48172369	●	-	-	-	3.690	0.14528	20.00	56.00	4.00	130
3300370	●	-	-	-	3.700	0.14567	20.00	56.00	4.00	130
48172371	●	-	-	-	3.710	0.14606	20.00	56.00	4.00	130
48172372	●	-	-	-	3.720	0.14646	20.00	56.00	4.00	130
48172373	●	-	-	-	3.730	0.14685	20.00	56.00	4.00	130
48172374	●	-	-	-	3.740	0.14724	20.00	56.00	4.00	130
3300375	●	-	-	-	3.750	0.14764	20.00	56.00	4.00	130
48172376	●	-	-	-	3.760	0.14803	22.00	56.00	4.00	130
48172377	●	-	-	-	3.770	0.14843	22.00	56.00	4.00	130
48172378	●	-	-	-	3.780	0.14882	22.00	56.00	4.00	130

● Stocked ○ Available Upon Request; MOQ May Apply ▲ Globally Stocked





List 5330 (Continued)

EXOCARB® WX-MS-GDS, Precision Drill

SPEED FEED 332	CARBIDE	TiAIN	2 FLUTE	JOBBER	30°	SHANK h6	PACKED 1 PIECE
--------------------------	----------------	--------------	----------------	---------------	------------	--------------------	--------------------------

EDP Number		Diameter (D)					Flute Length	Overall Length	Shank Diameter	Point Angle
		Fractional Size	Wire Gage	Letter Size	mm	Inch	FL (mm)	L (mm)	d (mm)	α
48172379	●	-	-	-	3.790	0.14921	22.00	56.00	4.00	130
3300380	●	-	-	-	3.800	0.14961	22.00	56.00	4.00	130
48172381	●	-	-	-	3.810	0.15000	22.00	56.00	4.00	130
48172382	●	-	-	-	3.820	0.15039	22.00	56.00	4.00	130
48172383	●	-	-	-	3.830	0.15079	22.00	56.00	4.00	130
48172384	●	-	-	-	3.840	0.15118	22.00	56.00	4.00	130
3300385	●	-	-	-	3.850	0.15157	22.00	56.00	4.00	130
48172386	●	-	-	-	3.860	0.15197	22.00	56.00	4.00	130
48172387	●	-	-	-	3.870	0.15236	22.00	56.00	4.00	130
48172388	●	-	-	-	3.880	0.15276	22.00	56.00	4.00	130
48172389	●	-	-	-	3.890	0.15315	22.00	56.00	4.00	130
3300390	●	-	-	-	3.900	0.15354	22.00	56.00	4.00	130
48172391	●	-	-	-	3.910	0.15394	22.00	56.00	4.00	130
48172392	●	-	-	-	3.920	0.15433	22.00	56.00	4.00	130
48172393	●	-	-	-	3.930	0.15472	22.00	56.00	4.00	130
48172394	●	-	-	-	3.940	0.15512	22.00	56.00	4.00	130
3300395	●	-	-	-	3.950	0.15551	22.00	56.00	4.00	130
48172396	●	-	-	-	3.960	0.15591	22.00	56.00	4.00	130
48172397	●	-	-	-	3.970	0.15630	22.00	56.00	4.00	130
48172398	●	-	-	-	3.980	0.15669	22.00	56.00	4.00	130
48172399	●	-	-	-	3.990	0.15709	22.00	56.00	4.00	130
3300400	●	-	-	-	4.000	0.15748	22.00	56.00	4.00	130
3300405	●	-	-	-	4.050	0.15945	22.00	64.00	5.00	130
3300410	●	-	-	-	4.100	0.16142	22.00	64.00	5.00	130
3300415	●	-	-	-	4.150	0.16339	22.00	64.00	5.00	130
3300420	●	-	-	-	4.200	0.16535	22.00	64.00	5.00	130
3300425	●	-	-	-	4.250	0.16732	22.00	64.00	5.00	130
3300430	●	-	-	-	4.300	0.16929	24.00	64.00	5.00	130
3300435	●	-	-	-	4.350	0.17126	24.00	64.00	5.00	130
3300440	●	-	-	-	4.400	0.17323	24.00	64.00	5.00	130
3300445	●	-	-	-	4.450	0.17520	24.00	64.00	5.00	130
3300450	●	-	-	-	4.500	0.17717	24.00	64.00	5.00	130
3300455	●	-	-	-	4.550	0.17913	24.00	64.00	5.00	130
3300460	●	-	-	-	4.600	0.18110	24.00	64.00	5.00	130
3300465	●	-	-	-	4.650	0.18307	24.00	64.00	5.00	130
3300470	●	-	-	-	4.700	0.18504	24.00	64.00	5.00	130
3300475	●	-	-	-	4.750	0.18701	24.00	64.00	5.00	130
3300480	●	-	-	-	4.800	0.18898	26.00	64.00	5.00	130
3300485	●	-	-	-	4.850	0.19094	26.00	64.00	5.00	130
3300490	●	-	-	-	4.900	0.19291	26.00	64.00	5.00	130
3300495	●	-	-	-	4.950	0.19488	26.00	64.00	5.00	130
3300500	●	-	-	-	5.000	0.19685	26.00	64.00	5.00	130

● Stocked ○ Available Upon Request; MOQ May Apply ▲ Globally Stocked



P					M			K	N		S		H			
Steel					Stainless Steel			Cast Iron	Non-Ferrous		HRSA		Hardened Steel			
Carbon Steel			Alloy Steel	Die Steel	Aluminum		Nickel Alloy		Titanium							
Low	Medium	High			6061	7075				Casting	Inconel	6Al4V (30 HRC)	~35 HRC	35-45 HRC	45-50 HRC	50-70 HRC
1010	1035	1065	4140	4340	300	400	17-4 PH	6061	7075	Casting	Inconel	6Al4V (30 HRC)	~35 HRC	35-45 HRC	45-50 HRC	50-70 HRC
○	○	○	○	○	○	○	○	○	○	○	○	○	○	○	○	○

○ Good ○ Best





EXOCARB® MAX-MINI


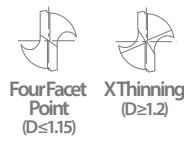
High Performance Micro Carbide Drills

List 5340

EXOCARB® MAX-MINI MRS-GDL, Precision Drill

SPEED FEED 333	CARBIDE	SS	2 FLUTE	TAPER	30°	SHANK h6	PACKED 1 PIECE
-------------------	---------	----	---------	-------	-----	-------------	-------------------

Cutting Diameter Tolerance		
Size (mm)	mm	inch
0.5 ≤ D ≤ 3	+0 / -0.008	+0 / -0.0003



EDP Number		Diameter (D)					Flute Length	Overall Length	Shank Diameter
		Fractional Size	Wire Gage	Letter Size	mm	Inch	FL (mm)	L (mm)	d (mm)
8577050	●	-	-	-	0.500	0.01969	6.00	42.00	3.00
8577054	●	-	-	-	0.540	0.02126	6.60	42.00	3.00
8577055	●	-	-	-	0.550	0.02165	6.60	42.00	3.00
8577056	●	-	-	-	0.560	0.02205	7.20	42.00	3.00
8577060	●	-	-	-	0.600	0.02362	7.20	42.00	3.00
8577063	●	-	-	-	0.630	0.02480	7.80	46.00	3.00
8577064	●	-	-	-	0.640	0.02520	7.80	46.00	3.00
8577065	●	-	-	-	0.650	0.02559	7.80	46.00	3.00
8577070	●	-	-	-	0.700	0.02756	8.40	46.00	3.00
8577071	●	-	-	-	0.710	0.02795	9.00	46.00	3.00
8577072	●	-	-	-	0.720	0.02835	9.00	46.00	3.00
8577073	●	-	-	-	0.730	0.02874	9.00	46.00	3.00
8577074	●	-	-	-	0.740	0.02913	9.00	46.00	3.00
8577075	●	-	-	-	0.750	0.02953	9.00	46.00	3.00
8577080	●	-	-	-	0.800	0.03150	9.60	46.00	3.00
8577081	●	-	-	-	0.810	0.03189	10.20	46.00	3.00
8577082	●	-	-	-	0.820	0.03228	10.20	46.00	3.00
8577090	●	-	-	-	0.900	0.03543	10.80	46.00	3.00
8577091	●	-	-	-	0.910	0.03583	11.40	46.00	3.00
8577092	●	-	-	-	0.920	0.03622	11.40	46.00	3.00
8577100	●	-	-	-	1.000	0.03937	12.00	46.00	3.00
8577110	●	-	-	-	1.100	0.04331	13.20	50.00	3.00
8577111	●	-	-	-	1.110	0.04370	13.80	50.00	3.00
8577112	●	-	-	-	1.120	0.04409	13.80	50.00	3.00
8577115	●	-	-	-	1.150	0.04528	13.80	50.00	3.00
8577120	●	-	-	-	1.200	0.04724	14.40	50.00	3.00
8577127	●	-	-	-	1.270	0.05000	15.60	50.00	3.00
8577128	●	-	-	-	1.280	0.05039	15.60	50.00	3.00
8577129	●	-	-	-	1.290	0.05079	15.60	50.00	3.00
8577130	●	-	-	-	1.300	0.05118	15.60	50.00	3.00
8577140	●	-	-	-	1.400	0.05512	16.80	54.00	3.00
8577145	●	-	-	-	1.450	0.05709	17.40	54.00	3.00
8577146	●	-	-	-	1.460	0.05748	18.00	54.00	3.00
8577147	●	-	-	-	1.470	0.05787	18.00	54.00	3.00
8577150	●	-	-	-	1.500	0.05906	18.00	54.00	3.00
8577151	●	-	-	-	1.510	0.05945	18.60	54.00	3.00
8577152	●	-	-	-	1.520	0.05984	18.60	54.00	3.00
8577153	●	-	-	-	1.530	0.06024	18.60	54.00	3.00
8577155	●	-	-	-	1.550	0.06102	18.60	54.00	3.00
8577156	●	-	-	-	1.560	0.06142	19.20	54.00	3.00
8577157	●	-	-	-	1.570	0.06181	19.20	54.00	3.00
8577160	●	-	-	-	1.600	0.06299	19.20	54.00	3.00
8577170	●	-	-	-	1.700	0.06693	20.40	58.00	3.00
8577180	●	-	-	-	1.800	0.07087	21.60	58.00	3.00
8577181	●	-	-	-	1.810	0.07126	22.20	58.00	3.00
8577182	●	-	-	-	1.820	0.07165	22.20	58.00	3.00
8577183	●	-	-	-	1.830	0.07205	22.20	58.00	3.00
8577190	●	-	-	-	1.900	0.07480	22.80	58.00	3.00
8577198	●	-	-	-	1.980	0.07795	24.00	58.00	3.00
8577199	●	-	-	-	1.990	0.07835	24.00	58.00	3.00
8577200	●	-	-	-	2.000	0.07874	24.00	58.00	3.00
8577210	●	-	-	-	2.100	0.08268	25.20	62.00	3.00

● Stocked ○ Available Upon Request; MOQ May Apply ▲ Globally Stocked





List 5340 (Continued)

EXOCARB® MAX-MINI MRS-GDL, Precision Drill

SPEED FEED 333	CARBIDE	SS	2 FLUTE	TAPER	30°	SHANK h6	PACKED 1 PIECE
--------------------------	----------------	-----------	----------------	--------------	------------	--------------------	--------------------------

EDP Number		Diameter (D)					Flute Length	Overall Length	Shank Diameter
		Fractional Size	Wire Gage	Letter Size	mm	Inch	FL (mm)	L (mm)	d (mm)
8577212	●	-	-	-	2.120	0.08346	25.80	62.00	3.00
8577213	●	-	-	-	2.130	0.08386	25.80	62.00	3.00
8577214	●	-	-	-	2.140	0.08425	25.80	62.00	3.00
8577220	●	-	-	-	2.200	0.08661	26.40	62.00	3.00
8577229	●	-	-	-	2.290	0.09016	27.60	62.00	3.00
8577230	●	-	-	-	2.300	0.09055	27.60	62.00	3.00
8577231	●	-	-	-	2.310	0.09094	28.20	62.00	3.00
8577239	●	-	-	-	2.390	0.09409	28.80	62.00	3.00
8577240	●	-	-	-	2.400	0.09449	28.80	62.00	3.00
8577241	●	-	-	-	2.410	0.09488	29.40	66.00	3.00
8577242	●	-	-	-	2.420	0.09528	29.40	66.00	3.00
8577250	●	-	-	-	2.500	0.09843	30.00	66.00	3.00
8577255	●	-	-	-	2.550	0.10039	30.60	66.00	3.00
8577256	●	-	-	-	2.560	0.10079	31.20	66.00	3.00
8577257	●	-	-	-	2.570	0.10118	31.20	66.00	3.00
8577260	●	-	-	-	2.600	0.10236	31.20	66.00	3.00
8577270	●	-	-	-	2.700	0.10630	32.40	66.00	3.00
8577277	●	-	-	-	2.770	0.10906	33.60	66.00	3.00
8577278	●	-	-	-	2.780	0.10945	33.60	66.00	3.00
8577279	●	-	-	-	2.790	0.10984	33.60	66.00	3.00
8577280	●	-	-	-	2.800	0.11024	33.60	66.00	3.00
8577290	●	-	-	-	2.900	0.11417	34.80	66.00	3.00
8577300	●	-	-	-	3.000	0.11811	36.00	66.00	3.00

● Stocked ○ Available Upon Request; MOQ May Apply ▲ Globally Stocked



P					M			K	N		S		H					
Steel					Stainless Steel			Cast Iron	Non-Ferrous		HRSA		Hardened Steel					
Carbon Steel			Alloy Steel	Die Steel	Aluminum		Nickel Alloy		Titanium									
Low	Medium	High			6061	7075				Casting	Inconel	6Al4V (30 HRC)	~35 HRC	35-45 HRC	45-50 HRC	50-70 HRC		
1010	1018	1035	1045	1065	4140	4340	300	400	17-4 PH	6061	7075	Casting	Inconel	6Al4V (30 HRC)	~35 HRC	35-45 HRC	45-50 HRC	50-70 HRC
○	○	○	○	○	○	○	○	○	○	○	○	○	○	○	○	○	○	○

○ Good ○ Best






List HP253

HY-PRO® CARB-OH-3D

SPEED FEED 334-335	CARBIDE	EgiAs		2 FLUTE	STUB	30°	SHANK h6	PACKED 1 PIECE
------------------------------	----------------	--------------	--	----------------	-------------	------------	--------------------	--------------------------



Cutting Diameter Tolerance (m7)		
Size (mm)	mm	inch
D = 3	+0.002 / +0.012	+0.0001 / +0.0005
3 < D ≤ 6	+0.004 / +0.016	+0.0002 / +0.0006
6 < D ≤ 10	+0.006 / +0.021	+0.0002 / +0.0008
10 < D ≤ 18	+0.007 / +0.025	+0.0003 / +0.0010
18 < D ≤ 20	+0.008 / +0.029	+0.0003 / +0.0011

EDP Number		Diameter (D)				Flute Length FL (mm)	Overall Length L (mm)	Shank Diameter d (mm)	
		Fractional Size	Wire Gage	Letter Size	mm				Inch
HP253-1181	●	-	-	-	3.000	0.11811	20.00	62.00	6.00
HP253-1220	●	-	-	-	3.100	0.12205	20.00	62.00	6.00
HP253-1248	●	1/8	-	-	3.175	0.12500	20.00	62.00	6.00
HP253-1260	●	-	-	-	3.200	0.12598	20.00	62.00	6.00
HP253-1299	●	-	-	-	3.300	0.12992	20.00	62.00	6.00
HP253-1339	●	-	-	-	3.400	0.13386	20.00	62.00	6.00
HP253-1378	●	-	-	-	3.500	0.13780	20.00	62.00	6.00
HP253-1406	●	9/64	-	-	3.572	0.14063	20.00	62.00	6.00
HP253-1417	●	-	-	-	3.600	0.14173	20.00	62.00	6.00
HP253-1457	●	-	-	-	3.700	0.14567	20.00	62.00	6.00
HP253-1496	●	-	-	-	3.800	0.14961	24.00	66.00	6.00
HP253-1535	●	-	-	-	3.900	0.15354	24.00	66.00	6.00
HP253-1563	●	5/32	-	-	3.969	0.15625	24.00	66.00	6.00
HP253-1575	●	-	-	-	4.000	0.15748	24.00	66.00	6.00
HP253-1610	●	-	20	-	4.089	0.16100	24.00	66.00	6.00
HP253-1614	●	-	-	-	4.100	0.16142	24.00	66.00	6.00
HP253-1654	●	-	-	-	4.200	0.16535	24.00	66.00	6.00
HP253-1693	●	-	-	-	4.300	0.16929	24.00	66.00	6.00
HP253-1720	●	11/64	-	-	4.366	0.17188	24.00	66.00	6.00
HP253-1732	●	-	-	-	4.400	0.17323	24.00	66.00	6.00
HP253-1772	●	-	-	-	4.500	0.17717	24.00	66.00	6.00
HP253-1811	●	-	-	-	4.600	0.18110	24.00	66.00	6.00
HP253-1831	●	-	-	-	4.650	0.18307	24.00	66.00	6.00
HP253-1850	●	-	-	-	4.700	0.18504	24.00	66.00	6.00
HP253-1874	●	3/16	-	-	4.763	0.18750	28.00	66.00	6.00
HP253-1890	●	-	-	-	4.800	0.18898	28.00	66.00	6.00
HP253-1929	●	-	-	-	4.900	0.19291	28.00	66.00	6.00
HP253-1969	●	-	-	-	5.000	0.19685	28.00	66.00	6.00
HP253-2008	●	-	-	-	5.100	0.20079	28.00	66.00	6.00
HP253-2031	●	13/64	-	-	5.159	0.20313	28.00	66.00	6.00
HP253-2047	●	-	-	-	5.200	0.20472	28.00	66.00	6.00
HP253-2087	●	-	-	-	5.300	0.20866	28.00	66.00	6.00
HP253-2126	●	-	-	-	5.400	0.21260	28.00	66.00	6.00
HP253-2130	●	-	3	-	5.410	0.21300	28.00	66.00	6.00
HP253-2165	●	-	-	-	5.500	0.21654	28.00	66.00	6.00
HP253-2189	●	7/32	-	-	5.556	0.21875	28.00	66.00	6.00
HP253-2205	●	-	-	-	5.600	0.22047	28.00	66.00	6.00
HP253-2244	●	-	-	-	5.700	0.22441	28.00	66.00	6.00
HP253-2283	●	-	-	-	5.800	0.22835	28.00	66.00	6.00
HP253-2323	●	-	-	-	5.900	0.23228	28.00	66.00	6.00
HP253-2343	●	15/64	-	-	5.953	0.23438	28.00	66.00	6.00
HP253-2362	●	-	-	-	6.000	0.23622	28.00	66.00	6.00
HP253-2402	●	-	-	-	6.100	0.24016	34.00	79.00	8.00
HP253-2441	●	-	-	-	6.200	0.24409	34.00	79.00	8.00
HP253-2480	●	-	-	-	6.300	0.24803	34.00	79.00	8.00
HP253-2500	●	1/4	-	E	6.350	0.25000	34.00	79.00	8.00
HP253-2520	●	-	-	-	6.400	0.25197	34.00	79.00	8.00
HP253-2559	●	-	-	-	6.500	0.25591	34.00	79.00	8.00
HP253-2571	●	-	-	F	6.528	0.25700	34.00	79.00	8.00
HP253-2598	●	-	-	-	6.600	0.25984	34.00	79.00	8.00
HP253-2638	●	-	-	-	6.700	0.26378	34.00	79.00	8.00
HP253-2657	●	17/64	-	-	6.747	0.26563	34.00	79.00	8.00
HP253-2677	●	-	-	-	6.800	0.26772	34.00	79.00	8.00

● Stocked ○ Available Upon Request; MOQ May Apply ▲ Globally Stocked





List HP253 (Continued)

HY-PRO® CARB-OH-3D

SPEED FEED	CARBIDE	EgiAs	2 FLUTE	STUB	30°	SHANK h6	PACKED 1 PIECE
334-335							

EDP Number		Diameter (D)				Flute Length	Overall Length	Shank Diameter	
		Fractional Size	Wire Gage	Letter Size	mm	Inch	FL (mm)	L (mm)	d (mm)
HP253-2717	●	-	-	-	6.900	0.27165	34.00	79.00	8.00
HP253-2756	●	-	-	-	7.000	0.27559	34.00	79.00	8.00
HP253-2795	●	-	-	-	7.100	0.27953	41.00	79.00	8.00
HP253-2811	●	9/32	-	-	7.144	0.28125	41.00	79.00	8.00
HP253-2835	●	-	-	-	7.200	0.28346	41.00	79.00	8.00
HP253-2874	●	-	-	-	7.300	0.28740	41.00	79.00	8.00
HP253-2913	●	-	-	-	7.400	0.29134	41.00	79.00	8.00
HP253-2953	●	-	-	-	7.500	0.29528	41.00	79.00	8.00
HP253-2969	●	19/64	-	-	7.541	0.29688	41.00	79.00	8.00
HP253-2992	●	-	-	-	7.600	0.29921	41.00	79.00	8.00
HP253-3031	●	-	-	-	7.700	0.30315	41.00	79.00	8.00
HP253-3071	●	-	-	-	7.800	0.30709	41.00	79.00	8.00
HP253-3110	●	-	-	-	7.900	0.31102	41.00	79.00	8.00
HP253-3126	●	5/16	-	-	7.938	0.31250	41.00	79.00	8.00
HP253-3150	●	-	-	-	8.000	0.31496	41.00	79.00	8.00
HP253-3189	●	-	-	-	8.100	0.31890	47.00	89.00	10.00
HP253-3228	●	-	-	-	8.200	0.32283	47.00	89.00	10.00
HP253-3268	●	-	-	-	8.300	0.32677	47.00	89.00	10.00
HP253-3280	●	21/64	-	-	8.334	0.32813	47.00	89.00	10.00
HP253-3307	●	-	-	-	8.400	0.33071	47.00	89.00	10.00
HP253-3319	●	-	-	Q	8.433	0.33200	47.00	89.00	10.00
HP253-3346	●	-	-	-	8.500	0.33465	47.00	89.00	10.00
HP253-3386	●	-	-	-	8.600	0.33858	47.00	89.00	10.00
HP253-3425	●	-	-	-	8.700	0.34252	47.00	89.00	10.00
HP253-3437	●	11/32	-	-	8.731	0.34375	47.00	89.00	10.00
HP253-3465	●	-	-	-	8.800	0.34646	47.00	89.00	10.00
HP253-3504	●	-	-	-	8.900	0.35039	47.00	89.00	10.00
HP253-3543	●	-	-	-	9.000	0.35433	47.00	89.00	10.00
HP253-3583	●	-	-	-	9.100	0.35827	47.00	89.00	10.00
HP253-3594	●	23/64	-	-	9.128	0.35938	47.00	89.00	10.00
HP253-3622	●	-	-	-	9.200	0.36220	47.00	89.00	10.00
HP253-3642	●	-	-	-	9.250	0.36417	47.00	89.00	10.00
HP253-3661	●	-	-	-	9.300	0.36614	47.00	89.00	10.00
HP253-3701	●	-	-	-	9.400	0.37008	47.00	89.00	10.00
HP253-3740	●	-	-	-	9.500	0.37402	47.00	89.00	10.00
HP253-3748	●	3/8	-	-	9.525	0.37500	47.00	89.00	10.00
HP253-3780	●	-	-	-	9.600	0.37795	47.00	89.00	10.00
HP253-3819	●	-	-	-	9.700	0.38189	47.00	89.00	10.00
HP253-3858	●	-	-	-	9.800	0.38583	47.00	89.00	10.00
HP253-3898	●	-	-	-	9.900	0.38976	47.00	89.00	10.00
HP253-3906	●	25/64	-	-	9.922	0.39063	47.00	89.00	10.00
HP253-3937	●	-	-	-	10.000	0.39370	47.00	89.00	10.00
HP253-3976	●	-	-	-	10.100	0.39764	55.00	102.00	12.00
HP253-4016	●	-	-	-	10.200	0.40157	55.00	102.00	12.00
HP253-4055	●	-	-	-	10.300	0.40551	55.00	102.00	12.00
HP253-4063	●	13/32	-	-	10.319	0.40625	55.00	102.00	12.00
HP253-4094	●	-	-	-	10.400	0.40945	55.00	102.00	12.00
HP253-4134	●	-	-	-	10.500	0.41339	55.00	102.00	12.00
HP253-4173	●	-	-	-	10.600	0.41732	55.00	102.00	12.00

● Stocked ○ Available Upon Request; MOQ May Apply ▲ Globally Stocked



CONTINUED ➔

P					M			K	N		S		H				
Steel					Stainless Steel			Cast Iron	Non-Ferrous		HRSA		Hardened Steel				
Carbon Steel			Alloy Steel	Die Steel	300	400	17-4 PH		Aluminum		Nickel Alloy	Titanium					
Low	Medium	High							6061	Casting			Inconel	6Al4V (30 HRC)	~35 HRC	35-45 HRC	45-50 HRC
1010	1035	1065	4140	4340				7075									
○	○	○	○	○	○	○	○	○	○	○	○	○	○	○	○	○	○

○ Good ○ Best




ABOUT OSG
DRILLING
THREADING
MILLING
HOLDERS
INDEX



List HP253 (Continued)

HY-PRO® CARB-OH-3D

SPEED FEED 334-335	CARBIDE	EgiAs		2 FLUTE	STUB	30°	SHANK h6	PACKED 1 PIECE
------------------------------	----------------	--------------	--	----------------	-------------	------------	--------------------	--------------------------



Cutting Diameter Tolerance (m7)		
Size (mm)	mm	inch
D = 3	+0.002 / +0.012	+0.0001 / +0.0005
3 < D ≤ 6	+0.004 / +0.016	+0.0002 / +0.0006
6 < D ≤ 10	+0.006 / +0.021	+0.0002 / +0.0008
10 < D ≤ 18	+0.007 / +0.025	+0.0003 / +0.0010
18 < D ≤ 20	+0.008 / +0.029	+0.0003 / +0.0011

EDP Number		Diameter (D)					Flute Length	Overall Length	Shank Diameter
		Fractional Size	Wire Gage	Letter Size	mm	Inch	FL (mm)	L (mm)	d (mm)
HP253-4213	●	-	-	-	10.700	0.42126	55.00	102.00	12.00
HP253-4220	●	27/64	-	-	10.716	0.42188	55.00	102.00	12.00
HP253-4252	●	-	-	-	10.800	0.42520	55.00	102.00	12.00
HP253-4291	●	-	-	-	10.900	0.42913	55.00	102.00	12.00
HP253-4331	●	-	-	-	11.000	0.43307	55.00	102.00	12.00
HP253-4370	●	-	-	-	11.100	0.43701	55.00	102.00	12.00
HP253-4374	●	7/16	-	-	11.113	0.43750	55.00	102.00	12.00
HP253-4409	●	-	-	-	11.200	0.44094	55.00	102.00	12.00
HP253-4449	●	-	-	-	11.300	0.44488	55.00	102.00	12.00
HP253-4488	●	-	-	-	11.400	0.44882	55.00	102.00	12.00
HP253-4528	●	-	-	-	11.500	0.45276	55.00	102.00	12.00
HP253-4531	●	29/64	-	-	11.509	0.45313	55.00	102.00	12.00
HP253-4567	●	-	-	-	11.600	0.45669	55.00	102.00	12.00
HP253-4606	●	-	-	-	11.700	0.46063	55.00	102.00	12.00
HP253-4646	●	-	-	-	11.800	0.46457	55.00	102.00	12.00
HP253-4685	●	-	-	-	11.900	0.46850	55.00	102.00	12.00
HP253-4689	●	15/32	-	-	11.906	0.46875	55.00	102.00	12.00
HP253-4724	●	-	-	-	12.000	0.47244	55.00	102.00	12.00
HP253-4764	●	-	-	-	12.100	0.47638	60.00	107.00	14.00
HP253-4803	●	-	-	-	12.200	0.48031	60.00	107.00	14.00
HP253-4843	●	-	-	-	12.303	0.48438	60.00	107.00	14.00
HP253-4882	●	-	-	-	12.400	0.48819	60.00	107.00	14.00
HP253-4921	●	-	-	-	12.500	0.49213	60.00	107.00	14.00
HP253-4961	●	-	-	-	12.600	0.49606	60.00	107.00	14.00
HP253-5000	●	1/2	-	-	12.700	0.50000	60.00	107.00	14.00
HP253-5039	●	-	-	-	12.800	0.50394	60.00	107.00	14.00
HP253-5079	●	-	-	-	12.900	0.50787	60.00	107.00	14.00
HP253-5118	●	-	-	-	13.000	0.51181	60.00	107.00	14.00
HP253-5157	●	-	-	-	13.097	0.51563	60.00	107.00	14.00
HP253-5197	●	-	-	-	13.200	0.51969	60.00	107.00	14.00
HP253-5236	●	-	-	-	13.300	0.52362	60.00	107.00	14.00
HP253-5276	●	-	-	-	13.400	0.52756	60.00	107.00	14.00
HP253-5311	●	17/32	-	-	13.494	0.53125	60.00	107.00	14.00
HP253-5315	●	-	-	-	13.500	0.53150	60.00	107.00	14.00
HP253-5394	●	-	-	-	13.700	0.53937	60.00	107.00	14.00
HP253-5512	●	-	-	-	14.000	0.55118	60.00	107.00	14.00
HP253-5626	●	9/16	-	-	14.288	0.56250	65.00	115.00	16.00
HP253-5709	●	-	-	-	14.500	0.57087	65.00	115.00	16.00
HP253-5780	●	37/64	-	-	14.684	0.57813	65.00	115.00	16.00
HP253-5787	●	-	-	-	14.700	0.57874	65.00	115.00	16.00
HP253-5906	●	-	-	-	15.000	0.59055	65.00	115.00	16.00
HP253-5937	●	19/32	-	-	15.081	0.59375	65.00	115.00	16.00
HP253-6102	●	-	-	-	15.500	0.61024	65.00	115.00	16.00
HP253-6181	●	-	-	-	15.700	0.61811	65.00	115.00	16.00
HP253-6248	●	5/8	-	-	15.875	0.62500	65.00	115.00	16.00
HP253-6299	●	-	-	-	16.000	0.62992	65.00	115.00	16.00
HP253-6339	●	-	-	-	16.100	0.63386	73.00	123.00	18.00
HP253-6496	●	-	-	-	16.500	0.64961	73.00	123.00	18.00
HP253-6563	●	21/32	-	-	16.669	0.65625	73.00	123.00	18.00
HP253-6693	●	-	-	-	17.000	0.66929	73.00	123.00	18.00
HP253-6890	●	-	-	-	17.500	0.68898	73.00	123.00	18.00
HP253-7087	●	-	-	-	18.000	0.70866	73.00	123.00	18.00
HP253-7283	●	-	-	-	18.500	0.72835	79.00	131.00	20.00

● Stocked ○ Available Upon Request; MOQ May Apply ▲ Globally Stocked





List HP253 (Continued)

HY-PRO® CARB-OH-3D

SPEED FEED 334-335	CARBIDE	EgiAs		2 FLUTE	STUB	30°	SHANK h6	PACKED 1 PIECE
------------------------------	----------------	--------------	--	----------------	-------------	------------	--------------------	--------------------------

EDP Number		Diameter (D)					Flute Length	Overall Length	Shank Diameter
		Fractional Size	Wire Gage	Letter Size	mm	Inch	FL (mm)	L (mm)	d (mm)
HP253-7480	●	-	-	-	19.000	0.74803	79.00	131.00	20.00
HP253-7500	●	3/4	-	-	19.050	0.75000	79.00	131.00	20.00
HP253-7579	●	-	-	-	19.250	0.75787	79.00	131.00	20.00
HP253-7677	●	-	-	-	19.500	0.76772	79.00	131.00	20.00
HP253-7874	●	-	-	-	20.000	0.78740	79.00	131.00	20.00

● Stocked ○ Available Upon Request; MOQ May Apply ▲ Globally Stocked



ABOUT OSG

DRILLING

THREADING

MILLING

HOLDERS

INDEX

P					M			K	N		S		H						
Steel					Stainless Steel			Cast Iron	Non-Ferrous		HRSA		Hardened Steel						
Carbon Steel			Alloy Steel	Die Steel					Aluminum		Nickel Alloy	Titanium							
Low	Medium	High			300	400	17-4 PH		6061	Casting			Inconel	6Al4V (30 HRC)	~35 HRC	35-45 HRC	45-50 HRC	50-70 HRC	
1010	1035	1045	1065	4140	4340														
○	○	○	○	○	○	○	○	○	○	○	○	○	○	○	○	○	○	○	○

○ Good ○ Best





List HP255

HY-PRO® CARB-OH-5D

SPEED FEED 334-335	CARBIDE	EgiAs			JOBBER	30°	SHANK h6	PACKED 1 PIECE
------------------------------	----------------	--------------	--	--	---------------	------------	--------------------	--------------------------



Size (mm)	mm	inch
D = 3	+0.002 / +0.012	+0.0001 / +0.0005
3 < D ≤ 6	+0.004 / +0.016	+0.0002 / +0.0006
6 < D ≤ 10	+0.006 / +0.021	+0.0002 / +0.0008
10 < D ≤ 18	+0.007 / +0.025	+0.0003 / +0.0010
18 < D ≤ 20	+0.008 / +0.029	+0.0003 / +0.0011

EDP Number		Diameter					Flute Length	Overall Length	Shank Diameter
		Fractional Size	Wire Gage	Letter Size	mm	Inch	FL (mm)	L (mm)	d (mm)
HP255-1181	●	-	-	-	3.000	0.11811	28.00	66.00	6.00
HP255-1220	●	-	-	-	3.100	0.12205	28.00	66.00	6.00
HP255-1248	●	1/8	-	-	3.175	0.12500	28.00	66.00	6.00
HP255-1260	●	-	-	-	3.200	0.12598	28.00	66.00	6.00
HP255-1299	●	-	-	-	3.300	0.12992	28.00	66.00	6.00
HP255-1339	●	-	-	-	3.400	0.13386	28.00	66.00	6.00
HP255-1378	●	-	-	-	3.500	0.13780	28.00	66.00	6.00
HP255-1406	●	9/64	-	-	3.572	0.14063	28.00	66.00	6.00
HP255-1417	●	-	-	-	3.600	0.14173	28.00	66.00	6.00
HP255-1457	●	-	-	-	3.700	0.14567	28.00	66.00	6.00
HP255-1496	●	-	-	-	3.800	0.14961	36.00	74.00	6.00
HP255-1535	●	-	-	-	3.900	0.15354	36.00	74.00	6.00
HP255-1563	●	5/32	-	-	3.969	0.15625	36.00	74.00	6.00
HP255-1575	●	-	-	-	4.000	0.15748	36.00	74.00	6.00
HP255-1610	●	-	20	-	4.089	0.16100	36.00	74.00	6.00
HP255-1614	●	-	-	-	4.100	0.16142	36.00	74.00	6.00
HP255-1654	●	-	-	-	4.200	0.16535	36.00	74.00	6.00
HP255-1693	●	-	-	-	4.300	0.16929	36.00	74.00	6.00
HP255-1720	●	11/64	-	-	4.366	0.17188	36.00	74.00	6.00
HP255-1732	●	-	-	-	4.400	0.17323	36.00	74.00	6.00
HP255-1772	●	-	-	-	4.500	0.17717	36.00	74.00	6.00
HP255-1811	●	-	-	-	4.600	0.18110	36.00	74.00	6.00
HP255-1831	●	-	-	-	4.650	0.18307	36.00	74.00	6.00
HP255-1850	●	-	-	-	4.700	0.18504	36.00	74.00	6.00
HP255-1874	●	3/16	-	-	4.763	0.18750	44.00	82.00	6.00
HP255-1890	●	-	-	-	4.800	0.18898	44.00	82.00	6.00
HP255-1929	●	-	-	-	4.900	0.19291	44.00	82.00	6.00
HP255-1969	●	-	-	-	5.000	0.19685	44.00	82.00	6.00
HP255-2008	●	-	-	-	5.100	0.20079	44.00	82.00	6.00
HP255-2031	●	13/64	-	-	5.159	0.20313	44.00	82.00	6.00
HP255-2047	●	-	-	-	5.200	0.20472	44.00	82.00	6.00
HP255-2087	●	-	-	-	5.300	0.20866	44.00	82.00	6.00
HP255-2126	●	-	-	-	5.400	0.21260	44.00	82.00	6.00
HP255-2130	●	-	3	-	5.410	0.21300	44.00	82.00	6.00
HP255-2165	●	-	-	-	5.500	0.21654	44.00	82.00	6.00
HP255-2189	●	7/32	-	-	5.556	0.21875	44.00	82.00	6.00
HP255-2205	●	-	-	-	5.600	0.22047	44.00	82.00	6.00
HP255-2244	●	-	-	-	5.700	0.22441	44.00	82.00	6.00
HP255-2283	●	-	-	-	5.800	0.22835	44.00	82.00	6.00
HP255-2323	●	-	-	-	5.900	0.23228	44.00	82.00	6.00
HP255-2343	●	15/64	-	-	5.953	0.23438	44.00	82.00	6.00
HP255-2362	●	-	-	-	6.000	0.23622	44.00	82.00	6.00
HP255-2402	●	-	-	-	6.100	0.24016	53.00	91.00	8.00
HP255-2441	●	-	-	-	6.200	0.24409	53.00	91.00	8.00
HP255-2480	●	-	-	-	6.300	0.24803	53.00	91.00	8.00
HP255-2500	●	1/4	-	E	6.350	0.25000	53.00	91.00	8.00
HP255-2520	●	-	-	-	6.400	0.25197	53.00	91.00	8.00
HP255-2559	●	-	-	-	6.500	0.25591	53.00	91.00	8.00
HP255-2571	●	-	-	F	6.528	0.25700	53.00	91.00	8.00
HP255-2598	●	-	-	-	6.600	0.25984	53.00	91.00	8.00
HP255-2638	●	-	-	-	6.700	0.26378	53.00	91.00	8.00
HP255-2657	●	17/64	-	-	6.746	0.26563	53.00	91.00	8.00
HP255-2677	●	-	-	-	6.800	0.26772	53.00	91.00	8.00

● Stocked ○ Available Upon Request; MOQ May Apply ▲ Globally Stocked





List HP255 (Continued)

HY-PRO® CARB-OH-5D

SPEED FEED	CARBIDE	EgiAs	2 FLUTE	JOBBER	30°	SHANK h6	PACKED 1 PIECE
334-335							

EDP Number		Diameter					Flute Length	Overall Length	Shank Diameter
		Fractional Size	Wire Gage	Letter Size	mm	Inch	FL (mm)	L (mm)	d (mm)
HP255-2717	●	-	-	-	6.900	0.27165	53.00	91.00	8.00
HP255-2756	●	-	-	-	7.000	0.27559	53.00	91.00	8.00
HP255-2795	●	-	-	-	7.100	0.27953	53.00	91.00	8.00
HP255-2811	●	9/32	-	-	7.145	0.28125	53.00	91.00	8.00
HP255-2835	●	-	-	-	7.200	0.28346	53.00	91.00	8.00
HP255-2874	●	-	-	-	7.300	0.28740	53.00	91.00	8.00
HP255-2913	●	-	-	-	7.400	0.29134	53.00	91.00	8.00
HP255-2953	●	-	-	-	7.500	0.29528	53.00	91.00	8.00
HP255-2969	●	19/64	-	-	7.541	0.29688	53.00	91.00	8.00
HP255-2992	●	-	-	-	7.600	0.29921	53.00	91.00	8.00
HP255-3031	●	-	-	-	7.700	0.30315	53.00	91.00	8.00
HP255-3071	●	-	-	-	7.800	0.30709	53.00	91.00	8.00
HP255-3110	●	-	-	-	7.900	0.31102	53.00	91.00	8.00
HP255-3126	●	5/16	-	-	7.938	0.31250	53.00	91.00	8.00
HP255-3150	●	-	-	-	8.000	0.31496	53.00	91.00	8.00
HP255-3189	●	-	-	-	8.100	0.31890	61.00	103.00	10.00
HP255-3228	●	-	-	-	8.200	0.32283	61.00	103.00	10.00
HP255-3268	●	-	-	-	8.300	0.32677	61.00	103.00	10.00
HP255-3280	●	21/64	-	-	8.334	0.32813	61.00	103.00	10.00
HP255-3307	●	-	-	-	8.400	0.33071	61.00	103.00	10.00
HP255-3319	●	-	-	Q	8.433	0.33200	61.00	103.00	10.00
HP255-3346	●	-	-	-	8.500	0.33465	61.00	103.00	10.00
HP255-3386	●	-	-	-	8.600	0.33858	61.00	103.00	10.00
HP255-3425	●	-	-	-	8.700	0.34252	61.00	103.00	10.00
HP255-3437	●	11/32	-	-	8.733	0.34375	61.00	103.00	10.00
HP255-3465	●	-	-	-	8.800	0.34646	61.00	103.00	10.00
HP255-3504	●	-	-	-	8.900	0.35039	61.00	103.00	10.00
HP255-3543	●	-	-	-	9.000	0.35433	61.00	103.00	10.00
HP255-3583	●	-	-	-	9.100	0.35827	61.00	103.00	10.00
HP255-3594	●	23/64	-	-	9.129	0.35938	61.00	103.00	10.00
HP255-3622	●	-	-	-	9.200	0.36220	61.00	103.00	10.00
HP255-3642	●	-	-	-	9.250	0.36417	61.00	103.00	10.00
HP255-3661	●	-	-	-	9.300	0.36614	61.00	103.00	10.00
HP255-3701	●	-	-	-	9.400	0.37008	61.00	103.00	10.00
HP255-3740	●	-	-	-	9.500	0.37402	61.00	103.00	10.00
HP255-3748	●	3/8	-	-	9.525	0.37500	61.00	103.00	10.00
HP255-3780	●	-	-	-	9.600	0.37795	61.00	103.00	10.00
HP255-3819	●	-	-	-	9.700	0.38189	61.00	103.00	10.00
HP255-3858	●	-	-	-	9.800	0.38583	61.00	103.00	10.00
HP255-3898	●	-	-	-	9.900	0.38976	61.00	103.00	10.00
HP255-3906	●	25/64	-	-	9.921	0.39063	61.00	103.00	10.00
HP255-3937	●	-	-	-	10.000	0.39370	61.00	103.00	10.00
HP255-3976	●	-	-	-	10.100	0.39764	71.00	118.00	12.00
HP255-4016	●	-	-	-	10.200	0.40157	71.00	118.00	12.00
HP255-4055	●	-	-	-	10.300	0.40551	71.00	118.00	12.00
HP255-4063	●	13/32	-	-	10.319	0.40625	71.00	118.00	12.00
HP255-4094	●	-	-	-	10.400	0.40945	71.00	118.00	12.00
HP255-4134	●	-	-	-	10.500	0.41339	71.00	118.00	12.00
HP255-4173	●	-	-	-	10.600	0.41732	71.00	118.00	12.00

● Stocked ○ Available Upon Request; MOQ May Apply ▲ Globally Stocked



CONTINUED ➔

P					M			K	N		S		H			
Steel					Stainless Steel			Cast Iron	Non-Ferrous		HRSA		Hardened Steel			
Carbon Steel			Alloy Steel	Die Steel	300	400	17-4 PH		Aluminum		Nickel Alloy	Titanium				
Low	Medium	High							6061	Casting			Inconel	6Al4V (30 HRC)	~35 HRC	35-45 HRC
1010	1035	1065	4140	4340	300	400	17-4 PH	6061	7075	Casting	Inconel	6Al4V (30 HRC)	~35 HRC	35-45 HRC	45-50 HRC	50-70 HRC
○	○	○	○	○	○	○	○	○	○	○	○	○	○	○	○	○

○ Good ○ Best





List HP255 (Continued)

HY-PRO® CARB-OH-5D

SPEED FEED 334-335	CARBIDE	EgiAs		2 FLUTE	JOBBER	30°	SHANK h6	PACKED 1 PIECE
------------------------------	----------------	--------------	--	----------------	---------------	------------	--------------------	--------------------------



Cutting Diameter Tolerance (m7)		
Size (mm)	mm	inch
D = 3	+0.002 / +0.012	+0.0001 / +0.0005
3 < D ≤ 6	+0.004 / +0.016	+0.0002 / +0.0006
6 < D ≤ 10	+0.006 / +0.021	+0.0002 / +0.0008
10 < D ≤ 18	+0.007 / +0.025	+0.0003 / +0.0010
18 < D ≤ 20	+0.008 / +0.029	+0.0003 / +0.0011

EDP Number		Diameter					Flute Length	Overall Length	Shank Diameter
		Fractional Size	Wire Gage	Letter Size	mm	Inch	FL (mm)	L (mm)	d (mm)
HP255-4213	●	-	-	-	10.700	0.42126	71.00	118.00	12.00
HP255-4220	●	27/64	-	-	10.716	0.42188	71.00	118.00	12.00
HP255-4252	●	-	-	-	10.800	0.42520	71.00	118.00	12.00
HP255-4291	●	-	-	-	10.900	0.42913	71.00	118.00	12.00
HP255-4331	●	-	-	-	11.000	0.43307	71.00	118.00	12.00
HP255-4370	●	-	-	-	11.100	0.43701	71.00	118.00	12.00
HP255-4374	●	7/16	-	-	11.113	0.43750	71.00	118.00	12.00
HP255-4409	●	-	-	-	11.200	0.44094	71.00	118.00	12.00
HP255-4449	●	-	-	-	11.300	0.44488	71.00	118.00	12.00
HP255-4488	●	-	-	-	11.400	0.44882	71.00	118.00	12.00
HP255-4528	●	-	-	-	11.500	0.45276	71.00	118.00	12.00
HP255-4531	●	29/64	-	-	11.509	0.45313	71.00	118.00	12.00
HP255-4567	●	-	-	-	11.600	0.45669	71.00	118.00	12.00
HP255-4606	●	-	-	-	11.700	0.46063	71.00	118.00	12.00
HP255-4646	●	-	-	-	11.800	0.46457	71.00	118.00	12.00
HP255-4685	●	-	-	-	11.900	0.46850	71.00	118.00	12.00
HP255-4689	●	15/32	-	-	11.908	0.46875	71.00	118.00	12.00
HP255-4724	●	-	-	-	12.000	0.47244	71.00	118.00	12.00
HP255-4764	●	-	-	-	12.100	0.47638	77.00	124.00	14.00
HP255-4803	●	-	-	-	12.200	0.48031	77.00	124.00	14.00
HP255-4843	●	-	-	-	12.300	0.48425	77.00	124.00	14.00
HP255-4882	●	-	-	-	12.400	0.48819	77.00	124.00	14.00
HP255-4921	●	-	-	-	12.500	0.49213	77.00	124.00	14.00
HP255-4961	●	-	-	-	12.600	0.49606	77.00	124.00	14.00
HP255-5000	●	1/2	-	-	12.700	0.50000	77.00	124.00	14.00
HP255-5039	●	-	-	-	12.800	0.50394	77.00	124.00	14.00
HP255-5079	●	-	-	-	12.900	0.50787	77.00	124.00	14.00
HP255-5118	●	-	-	-	13.000	0.51181	77.00	124.00	14.00
HP255-5157	●	-	-	-	13.100	0.51575	77.00	124.00	14.00
HP255-5197	●	-	-	-	13.200	0.51969	77.00	124.00	14.00
HP255-5236	●	-	-	-	13.300	0.52362	77.00	124.00	14.00
HP255-5276	●	-	-	-	13.400	0.52756	77.00	124.00	14.00
HP255-5311	●	17/32	-	-	13.495	0.53125	77.00	124.00	14.00
HP255-5315	●	-	-	-	13.500	0.53150	77.00	124.00	14.00
HP255-5394	●	-	-	-	13.700	0.53937	77.00	124.00	14.00
HP255-5512	●	-	-	-	14.000	0.55118	77.00	124.00	14.00
HP255-5626	●	9/16	-	-	14.288	0.56250	83.00	133.00	16.00
HP255-5709	●	-	-	-	14.500	0.57087	83.00	133.00	16.00
HP255-5780	●	37/64	-	-	14.684	0.57813	83.00	133.00	16.00
HP255-5787	●	-	-	-	14.700	0.57874	83.00	133.00	16.00
HP255-5906	●	-	-	-	15.000	0.59055	83.00	133.00	16.00
HP255-5937	●	19/32	-	-	15.083	0.59375	83.00	133.00	16.00
HP255-6102	●	-	-	-	15.500	0.61024	83.00	133.00	16.00
HP255-6181	●	-	-	-	15.700	0.61811	83.00	133.00	16.00
HP255-6248	●	5/8	-	-	15.875	0.62500	83.00	133.00	16.00
HP255-6299	●	-	-	-	16.000	0.62992	83.00	133.00	16.00
HP255-6339	●	-	-	-	16.100	0.63386	93.00	143.00	18.00
HP255-6496	●	-	-	-	16.500	0.64961	93.00	143.00	18.00
HP255-6563	●	21/32	-	-	16.669	0.65625	93.00	143.00	18.00
HP255-6693	●	-	-	-	17.000	0.66929	93.00	143.00	18.00
HP255-6890	●	-	-	-	17.500	0.68898	93.00	143.00	18.00
HP255-7087	●	-	-	-	18.000	0.70866	93.00	143.00	18.00
HP255-7283	●	-	-	-	18.500	0.72835	101.00	153.00	20.00

● Stocked ○ Available Upon Request; MOQ May Apply ▲ Globally Stocked





List HP255 (Continued)

HY-PRO® CARB-OH-5D

SPEED FEED 334-335	CARBIDE	EgiAs			JOBBER	30°	SHANK h6	PACKED 1 PIECE
------------------------------	----------------	--------------	--	--	---------------	------------	--------------------	--------------------------

EDP Number		Diameter					Flute Length	Overall Length	Shank Diameter
		Fractional Size	Wire Gage	Letter Size	mm	Inch	FL (mm)	L (mm)	d (mm)
HP255-7480	●	-	-	-	19.000	0.74803	101.00	153.00	20.00
HP255-7500	●	3/4	-	-	19.050	0.75000	101.00	153.00	20.00
HP255-7579	●	-	-	-	19.250	0.75787	101.00	153.00	20.00
HP255-7677	●	-	-	-	19.500	0.76772	101.00	153.00	20.00
HP255-7874	●	-	-	-	20.000	0.78740	101.00	153.00	20.00

● Stocked ○ Available Upon Request; MOQ May Apply ▲ Globally Stocked



ABOUT OSG

DRILLING

THREADING

MILLING

HOLDERS

INDEX

P					M			K	N		S		H						
Steel					Stainless Steel			Cast Iron	Non-Ferrous		HRSA		Hardened Steel						
Carbon Steel			Alloy Steel	Die Steel					Aluminum		Nickel Alloy	Titanium							
Low	Medium	High			300	400	17-4 PH		6061	Casting			Inconel	6Al4V (30 HRC)	~35 HRC	35-45 HRC	45-50 HRC	50-70 HRC	
1010	1035	1045	1065	4140	4340														
○	○	○	○	○	○	○	○	○	○	○	○	○	○	○	○	○	○	○	○

○ Good ○ Best





List HP258

HY-PRO® CARB-OH-8D

SPEED FEED 334-335	CARBIDE	EgiAs		2 FLUTE	TAPER	30°	SHANK h6	PACKED 1 PIECE
------------------------------	----------------	--------------	--	----------------	--------------	------------	--------------------	--------------------------



Cutting Diameter Tolerance (m7)		
Size (mm)	mm	inch
D = 3	+0.002 / +0.012	+0.0001 / +0.0005
3 < D ≤ 6	+0.004 / +0.016	+0.0002 / +0.0006
6 < D ≤ 10	+0.006 / +0.021	+0.0002 / +0.0008
10 < D ≤ 18	+0.007 / +0.025	+0.0003 / +0.0010
18 < D ≤ 20	+0.008 / +0.029	+0.0003 / +0.0011

EDP Number	●	Diameter (D)				Flute Length FL (mm)	Overall Length L (mm)	Shank Diameter d (mm)	
		Fractional Size	Wire Gage	Letter Size	mm				Inch
HP258-1181	●	-	-	-	3.000	0.11811	34.00	77.00	4.00
HP258-1220	●	-	-	-	3.100	0.12205	36.00	77.00	4.00
HP258-1248	●	1/8	-	-	3.175	0.12500	43.00	81.00	4.00
HP258-1260	●	-	-	-	3.200	0.12598	36.00	77.00	4.00
HP258-1299	●	-	-	-	3.300	0.12992	36.00	77.00	4.00
HP258-1339	●	-	-	-	3.400	0.13386	36.00	77.00	4.00
HP258-1378	●	-	-	-	3.500	0.13780	36.00	77.00	4.00
HP258-1406	●	9/64	-	-	3.572	0.14063	43.00	81.00	4.00
HP258-1417	●	-	-	-	3.600	0.14173	36.00	77.00	4.00
HP258-1457	●	-	-	-	3.700	0.14567	36.00	77.00	4.00
HP258-1496	●	-	-	-	3.800	0.14961	45.00	85.00	4.00
HP258-1535	●	-	-	-	3.900	0.15354	45.00	85.00	4.00
HP258-1563	●	5/32	-	-	3.969	0.15625	43.00	81.00	4.00
HP258-1575	●	-	-	-	4.000	0.15748	45.00	85.00	4.00
HP258-1610	●	-	20	-	4.089	0.16100	50.00	90.00	6.00
HP258-1614	●	-	-	-	4.100	0.16142	45.00	85.00	6.00
HP258-1654	●	-	-	-	4.200	0.16535	45.00	85.00	6.00
HP258-1693	●	-	-	-	4.300	0.16929	45.00	85.00	6.00
HP258-1720	●	11/64	-	-	4.366	0.17188	50.00	90.00	6.00
HP258-1732	●	-	-	-	4.400	0.17323	45.00	85.00	6.00
HP258-1772	●	-	-	-	4.500	0.17717	45.00	85.00	6.00
HP258-1811	●	-	-	-	4.600	0.18110	45.00	85.00	6.00
HP258-1831	●	-	-	-	4.650	0.18307	45.00	85.00	6.00
HP258-1850	●	-	-	-	4.700	0.18504	45.00	85.00	6.00
HP258-1874	●	3/16	-	-	4.763	0.18750	50.00	90.00	6.00
HP258-1890	●	-	-	-	4.800	0.18898	50.00	90.00	6.00
HP258-1929	●	-	-	-	4.900	0.19291	50.00	90.00	6.00
HP258-1969	●	-	-	-	5.000	0.19685	50.00	90.00	6.00
HP258-2008	●	-	-	-	5.100	0.20079	57.00	97.00	6.00
HP258-2031	●	13/64	-	-	5.159	0.20313	57.00	97.00	6.00
HP258-2047	●	-	-	-	5.200	0.20472	57.00	97.00	6.00
HP258-2087	●	-	-	-	5.300	0.20866	57.00	97.00	6.00
HP258-2126	●	-	-	-	5.400	0.21260	57.00	97.00	6.00
HP258-2130	●	-	3	-	5.410	0.21300	57.00	97.00	6.00
HP258-2165	●	-	-	-	5.500	0.21654	57.00	97.00	6.00
HP258-2189	●	7/32	-	-	5.556	0.21875	57.00	97.00	6.00
HP258-2205	●	-	-	-	5.600	0.22047	57.00	97.00	6.00
HP258-2244	●	-	-	-	5.700	0.22441	57.00	97.00	6.00
HP258-2283	●	-	-	-	5.800	0.22835	57.00	97.00	6.00
HP258-2323	●	-	-	-	5.900	0.23228	57.00	97.00	6.00
HP258-2343	●	15/64	-	-	5.953	0.23438	57.00	97.00	6.00
HP258-2362	●	-	-	-	6.000	0.23622	57.00	97.00	6.00
HP258-2402	●	-	-	-	6.100	0.24016	66.00	106.00	8.00
HP258-2441	●	-	-	-	6.200	0.24409	66.00	106.00	8.00
HP258-2480	●	-	-	-	6.300	0.24803	66.00	106.00	8.00
HP258-2500	●	1/4	-	-	6.350	0.25000	66.00	106.00	8.00
HP258-2520	●	-	-	E	6.400	0.25197	66.00	106.00	8.00
HP258-2559	●	-	-	-	6.500	0.25591	66.00	106.00	8.00
HP258-2571	●	-	-	F	6.528	0.25700	66.00	106.00	8.00
HP258-2598	●	-	-	-	6.600	0.25984	66.00	106.00	8.00
HP258-2638	●	-	-	-	6.700	0.26378	66.00	106.00	8.00
HP258-2657	●	17/64	-	-	6.746	0.26563	66.00	106.00	8.00

● Stocked ○ Available Upon Request; MOQ May Apply ▲ Globally Stocked





List HP258 (Continued)

HY-PRO® CARB-OH-8D

SPEED FEED	CARBIDE	EgiAs	2 FLUTE	TAPER	30°	SHANK h6	PACKED 1 PIECE
334-335							

EDP Number		Diameter (D)					Flute Length	Overall Length	Shank Diameter
		Fractional Size	Wire Gage	Letter Size	mm	Inch	FL (mm)	L (mm)	d (mm)
HP258-2677	●	-	-	-	6.800	0.26772	66.00	106.00	8.00
HP258-2717	●	-	-	-	6.900	0.27165	76.00	116.00	8.00
HP258-2756	●	-	-	-	7.000	0.27559	76.00	116.00	8.00
HP258-2795	●	-	-	-	7.100	0.27953	76.00	116.00	8.00
HP258-2811	●	9/32	-	-	7.145	0.28125	76.00	116.00	8.00
HP258-2835	●	-	-	-	7.200	0.28346	76.00	116.00	8.00
HP258-2874	●	-	-	-	7.300	0.28740	76.00	116.00	8.00
HP258-2913	●	-	-	-	7.400	0.29134	76.00	116.00	8.00
HP258-2953	●	-	-	-	7.500	0.29528	76.00	116.00	8.00
HP258-2969	●	19/64	-	-	7.541	0.29688	76.00	116.00	8.00
HP258-2992	●	-	-	-	7.600	0.29921	76.00	116.00	8.00
HP258-3031	●	-	-	-	7.700	0.30315	76.00	116.00	8.00
HP258-3071	●	-	-	-	7.800	0.30709	76.00	116.00	8.00
HP258-3110	●	-	-	-	7.900	0.31102	76.00	116.00	8.00
HP258-3126	●	5/16	-	-	7.938	0.31250	76.00	116.00	8.00
HP258-3150	●	-	-	-	8.000	0.31496	76.00	116.00	8.00
HP258-3189	●	-	-	-	8.100	0.31890	87.00	131.00	10.00
HP258-3228	●	-	-	-	8.200	0.32283	87.00	131.00	10.00
HP258-3268	●	-	-	-	8.300	0.32677	87.00	131.00	10.00
HP258-3280	●	21/64	-	-	8.334	0.32813	87.00	131.00	10.00
HP258-3307	●	-	-	-	8.400	0.33071	87.00	131.00	10.00
HP258-3319	●	-	-	Q	8.433	0.33200	87.00	131.00	10.00
HP258-3346	●	-	-	-	8.500	0.33465	87.00	131.00	10.00
HP258-3386	●	-	-	-	8.600	0.33858	87.00	131.00	10.00
HP258-3425	●	-	-	-	8.700	0.34252	87.00	131.00	10.00
HP258-3437	●	11/32	-	-	8.733	0.34375	87.00	131.00	10.00
HP258-3465	●	-	-	-	8.800	0.34646	87.00	131.00	10.00
HP258-3504	●	-	-	-	8.900	0.35039	87.00	131.00	10.00
HP258-3543	●	-	-	-	9.000	0.35433	87.00	131.00	10.00
HP258-3583	●	-	-	-	9.100	0.35827	95.00	139.00	10.00
HP258-3594	●	23/64	-	-	9.129	0.35938	95.00	139.00	10.00
HP258-3622	●	-	-	-	9.200	0.36220	95.00	139.00	10.00
HP258-3642	●	-	-	-	9.250	0.36417	95.00	139.00	10.00
HP258-3661	●	-	-	-	9.300	0.36614	95.00	139.00	10.00
HP258-3701	●	-	-	-	9.400	0.37008	95.00	139.00	10.00
HP258-3740	●	-	-	-	9.500	0.37402	95.00	139.00	10.00
HP258-3748	●	3/8	-	-	9.525	0.37500	95.00	139.00	10.00
HP258-3780	●	-	-	-	9.600	0.37795	95.00	139.00	10.00
HP258-3819	●	-	-	-	9.700	0.38189	95.00	139.00	10.00
HP258-3858	●	-	-	-	9.800	0.38583	95.00	139.00	10.00
HP258-3898	●	-	-	-	9.900	0.38976	95.00	139.00	10.00
HP258-3906	●	25/64	-	-	9.921	0.39063	95.00	139.00	10.00
HP258-3937	●	-	-	-	10.000	0.39370	95.00	139.00	10.00
HP258-3976	●	-	-	-	10.100	0.39764	106.00	155.00	12.00
HP258-4016	●	-	-	-	10.200	0.40157	106.00	155.00	12.00
HP258-4055	●	-	-	-	10.300	0.40551	106.00	155.00	12.00
HP258-4063	●	13/32	-	-	10.319	0.40625	106.00	155.00	12.00
HP258-4094	●	-	-	-	10.400	0.40945	106.00	155.00	12.00

● Stocked ○ Available Upon Request; MOQ May Apply ▲ Globally Stocked



CONTINUED ➔

P					M			K	N		S		H			
Steel					Stainless Steel			Cast Iron	Non-Ferrous		HRSA		Hardened Steel			
Carbon Steel			Alloy Steel	Die Steel	300	400	17-4 PH		Aluminum		Nickel Alloy	Titanium				
Low	Medium	High							6061	Casting			Inconel	6Al4V (30 HRC)	~35 HRC	35-45 HRC
1010	1035	1065	4140	4340	6061	7075	7075	7075	7075	Inconel	6Al4V (30 HRC)	~35 HRC	35-45 HRC	45-50 HRC	50-70 HRC	
○	○	○	○	○	○	○	○	○	○	○	○	○	○	○	○	

○ Good ○ Best





List HP258 (Continued)

HY-PRO® CARB-OH-8D

SPEED FEED 334-335	CARBIDE	EgiAs		2 FLUTE	TAPER	30°	SHANK h6	PACKED 1 PIECE
------------------------------	----------------	--------------	--	----------------	--------------	------------	--------------------	--------------------------



Size (mm)	mm	inch
D = 3	+0.002 / +0.012	+0.0001 / +0.0005
3 < D ≤ 6	+0.004 / +0.016	+0.0002 / +0.0006
6 < D ≤ 10	+0.006 / +0.021	+0.0002 / +0.0008
10 < D ≤ 18	+0.007 / +0.025	+0.0003 / +0.0010
18 < D ≤ 20	+0.008 / +0.029	+0.0003 / +0.0011

EDP Number		Diameter (D)					Flute Length FL (mm)	Overall Length L (mm)	Shank Diameter d (mm)
		Fractional Size	Wire Gage	Letter Size	mm	Inch			
HP258-4134	●	-	-	-	10.500	0.41339	106.00	155.00	12.00
HP258-4173	●	-	-	-	10.600	0.41732	106.00	155.00	12.00
HP258-4213	●	-	-	-	10.700	0.42126	106.00	155.00	12.00
HP258-4220	●	27/64	-	-	10.716	0.42188	106.00	155.00	12.00
HP258-4252	●	-	-	-	10.800	0.42520	106.00	155.00	12.00
HP258-4291	●	-	-	-	10.900	0.42913	106.00	155.00	12.00
HP258-4331	●	-	-	-	11.000	0.43307	106.00	155.00	12.00
HP258-4370	●	-	-	-	11.100	0.43701	114.00	163.00	12.00
HP258-4374	●	7/16	-	-	11.113	0.43750	114.00	163.00	12.00
HP258-4409	●	-	-	-	11.200	0.44094	114.00	163.00	12.00
HP258-4449	●	-	-	-	11.300	0.44488	114.00	163.00	12.00
HP258-4488	●	-	-	-	11.400	0.44882	114.00	163.00	12.00
HP258-4528	●	-	-	-	11.500	0.45276	114.00	163.00	12.00
HP258-4531	●	29/64	-	-	11.509	0.45313	114.00	163.00	12.00
HP258-4567	●	-	-	-	11.600	0.45669	114.00	163.00	12.00
HP258-4606	●	-	-	-	11.700	0.46063	114.00	163.00	12.00
HP258-4646	●	-	-	-	11.800	0.46457	114.00	163.00	12.00
HP258-4685	●	-	-	-	11.900	0.46850	114.00	163.00	12.00
HP258-4689	●	15/32	-	-	11.908	0.46875	114.00	163.00	12.00
HP258-4724	●	-	-	-	12.000	0.47244	114.00	163.00	12.00
HP258-4764	●	-	-	-	12.100	0.47638	133.00	182.00	14.00
HP258-4803	●	-	-	-	12.200	0.48031	133.00	182.00	14.00
HP258-4843	●	-	-	-	12.300	0.48425	133.00	182.00	14.00
HP258-4882	●	-	-	-	12.400	0.48819	133.00	182.00	14.00
HP258-4921	●	-	-	-	12.500	0.49213	133.00	182.00	14.00
HP258-4961	●	-	-	-	12.600	0.49606	133.00	182.00	14.00
HP258-5000	●	1/2	-	-	12.700	0.50000	133.00	182.00	14.00
HP258-5039	●	-	-	-	12.800	0.50394	133.00	182.00	14.00
HP258-5079	●	-	-	-	12.900	0.50787	133.00	182.00	14.00
HP258-5118	●	-	-	-	13.000	0.51181	133.00	182.00	14.00
HP258-5157	●	-	-	-	13.100	0.51575	133.00	182.00	14.00
HP258-5197	●	-	-	-	13.200	0.51969	133.00	182.00	14.00
HP258-5236	●	-	-	-	13.300	0.52362	133.00	182.00	14.00
HP258-5276	●	-	-	-	13.400	0.52756	133.00	182.00	14.00
HP258-5311	●	17/32	-	-	13.495	0.53125	133.00	182.00	14.00
HP258-5315	●	-	-	-	13.500	0.53150	133.00	182.00	14.00
HP258-5394	●	-	-	-	13.700	0.53937	133.00	182.00	14.00
HP258-5512	●	-	-	-	14.000	0.55118	133.00	182.00	14.00
HP258-5626	●	9/16	-	-	14.288	0.56250	152.00	204.00	16.00
HP258-5709	●	-	-	-	14.500	0.57087	152.00	204.00	16.00
HP258-5780	●	37/64	-	-	14.684	0.57813	152.00	204.00	16.00
HP258-5787	●	-	-	-	14.700	0.57874	152.00	204.00	16.00
HP258-5906	●	-	-	-	15.000	0.59055	152.00	204.00	16.00
HP258-5937	●	19/32	-	-	15.083	0.59375	152.00	204.00	16.00
HP258-6102	●	-	-	-	15.500	0.61024	152.00	204.00	16.00
HP258-6181	●	-	-	-	15.700	0.61811	152.00	204.00	16.00
HP258-6248	●	5/8	-	-	15.875	0.62500	152.00	204.00	16.00
HP258-6299	●	-	-	-	16.000	0.62992	152.00	204.00	16.00
HP258-6496	●	-	-	-	16.500	0.64961	171.00	223.00	18.00
HP258-6563	●	21/32	-	-	16.669	0.65625	171.00	223.00	18.00
HP258-6693	●	-	-	-	17.000	0.66929	171.00	223.00	18.00
HP258-6890	●	-	-	-	17.500	0.68898	171.00	223.00	18.00

● Stocked ○ Available Upon Request; MOQ May Apply ▲ Globally Stocked





List HP258 (Continued)

HY-PRO® CARB-OH-8D

SPEED FEED 334-335	CARBIDE	EgiAs		2 FLUTE	TAPER	30°	SHANK h6	PACKED 1 PIECE
------------------------------	----------------	--------------	--	----------------	--------------	------------	--------------------	--------------------------

EDP Number		Diameter (D)					Flute Length	Overall Length	Shank Diameter
		Fractional Size	Wire Gage	Letter Size	mm	Inch	FL (mm)	L (mm)	d (mm)
HP258-7087	●	-	-	-	18.000	0.70866	171.00	223.00	18.00
HP258-7283	●	-	-	-	18.500	0.72835	190.00	244.00	20.00
HP258-7480	●	-	-	-	19.000	0.74803	190.00	244.00	20.00
HP258-7500	●	3/4	-	-	19.050	0.75000	190.00	244.00	20.00
HP258-7677	●	-	-	-	19.500	0.76772	190.00	244.00	20.00
HP258-7874	●	-	-	-	20.000	0.78740	190.00	244.00	20.00

● Stocked ○ Available Upon Request; MOQ May Apply ▲ Globally Stocked



ABOUT OSG

DRILLING

THREADING

MILLING

HOLDERS

INDEX

P					M			K	N		S		H					
Steel					Stainless Steel			Cast Iron	Non-Ferrous		HRSA		Hardened Steel					
Carbon Steel			Alloy Steel	Die Steel					Aluminum		Nickel Alloy	Titanium						
Low	Medium	High			300	400	17-4 PH		6061 7075	Casting			Inconel	6Al4V (30 HRC)	~35 HRC	35-45 HRC	45-50 HRC	50-70 HRC
1010	1035	1065	4140	4340	○	○	○	○		○	○	○	○	○	○	○	○	○
1018	1045				○	○	○	○		○	○	○	○	○	○	○	○	○

○ Good ○ Best





List HP243

HY-PRO® CARB-3D

SPEED FEED 336-337	CARBIDE	EgiAs	2 FLUTE	STUB	30°	SHANK h6	PACKED 1 PIECE
------------------------------	----------------	--------------	----------------	-------------	------------	--------------------	--------------------------



Cutting Diameter Tolerance (m7)		
Size (mm)	mm	inch
1 ≤ D ≤ 3	+0.002 / +0.012	+0.0001 / +0.0005
3 < D ≤ 6	+0.004 / +0.016	+0.0002 / +0.0006
6 < D ≤ 10	+0.006 / +0.021	+0.0002 / +0.0008
10 < D ≤ 18	+0.007 / +0.025	+0.0003 / +0.0010
18 < D ≤ 20	+0.008 / +0.029	+0.0003 / +0.0011

EDP Number		Diameter (D)					Flute Length FL (mm)	Overall Length L (mm)	Shank Diameter d (mm)
		Fractional Size	Wire Gage	Letter Size	mm	Inch			
HP243-0394	●	-	-	-	1.000	0.03937	7.00	35.00	3.00
HP243-0433	●	-	-	-	1.100	0.04331	7.00	35.00	3.00
HP243-0469	●	3/64	-	-	1.191	0.04688	8.00	35.00	3.00
HP243-0472	●	-	-	-	1.200	0.04724	8.00	35.00	3.00
HP243-0512	●	-	-	-	1.300	0.05118	8.00	35.00	3.00
HP243-0551	●	-	-	-	1.400	0.05512	9.00	35.00	3.00
HP243-0591	●	-	-	-	1.500	0.05906	9.00	40.00	3.00
HP243-0626	●	1/16	-	-	1.588	0.06250	10.00	40.00	3.00
HP243-0630	●	-	-	-	1.600	0.06299	10.00	40.00	3.00
HP243-0669	●	-	-	-	1.700	0.06693	10.00	40.00	3.00
HP243-0709	●	-	-	-	1.800	0.07087	11.00	40.00	3.00
HP243-0748	●	-	-	-	1.900	0.07480	11.00	40.00	3.00
HP243-0780	●	5/64	-	-	1.984	0.07813	13.00	45.00	3.00
HP243-0787	●	-	-	-	2.000	0.07874	13.00	45.00	3.00
HP243-0827	●	-	-	-	2.100	0.08268	13.00	45.00	3.00
HP243-0866	●	-	-	-	2.200	0.08661	13.00	45.00	3.00
HP243-0906	●	-	-	-	2.300	0.09055	13.00	45.00	3.00
HP243-0937	●	3/32	-	-	2.381	0.09375	13.00	45.00	3.00
HP243-0945	●	-	-	-	2.400	0.09449	15.00	45.00	3.00
HP243-0984	●	-	-	-	2.500	0.09843	15.00	50.00	3.00
HP243-1024	●	-	-	-	2.600	0.10236	15.00	50.00	3.00
HP243-1063	●	-	-	-	2.700	0.10630	17.00	50.00	3.00
HP243-1094	●	7/64	-	-	2.778	0.10938	17.00	50.00	3.00
HP243-1102	●	-	-	-	2.800	0.11024	17.00	50.00	3.00
HP243-1142	●	-	-	-	2.900	0.11417	17.00	50.00	3.00
HP243-1181	●	-	-	-	3.000	0.11811	20.00	62.00	6.00
HP243-1220	●	-	-	-	3.100	0.12205	20.00	62.00	6.00
HP243-1248	●	1/8	-	-	3.175	0.12500	20.00	62.00	6.00
HP243-1260	●	-	-	-	3.200	0.12598	20.00	62.00	6.00
HP243-1299	●	-	-	-	3.300	0.12992	20.00	62.00	6.00
HP243-1339	●	-	-	-	3.400	0.13386	20.00	62.00	6.00
HP243-1378	●	-	-	-	3.500	0.13780	20.00	62.00	6.00
HP243-1406	●	9/64	-	-	3.572	0.14063	20.00	62.00	6.00
HP243-1417	●	-	-	-	3.600	0.14173	20.00	62.00	6.00
HP243-1457	●	-	-	-	3.700	0.14567	20.00	62.00	6.00
HP243-1496	●	-	-	-	3.800	0.14961	24.00	66.00	6.00
HP243-1535	●	-	-	-	3.900	0.15354	24.00	66.00	6.00
HP243-1563	●	5/32	-	-	3.969	0.15625	24.00	66.00	6.00
HP243-1575	●	-	-	-	4.000	0.15748	24.00	66.00	6.00
HP243-1610	●	-	20	-	4.089	0.16100	24.00	66.00	6.00
HP243-1614	●	-	-	-	4.100	0.16142	24.00	66.00	6.00
HP243-1654	●	-	-	-	4.200	0.16535	24.00	66.00	6.00
HP243-1693	●	-	-	-	4.300	0.16929	24.00	66.00	6.00
HP243-1720	●	11/64	-	-	4.366	0.17188	24.00	66.00	6.00
HP243-1732	●	-	-	-	4.400	0.17323	24.00	66.00	6.00
HP243-1772	●	-	-	-	4.500	0.17717	24.00	66.00	6.00
HP243-1811	●	-	-	-	4.600	0.18110	24.00	66.00	6.00
HP243-1831	●	-	-	-	4.650	0.18307	24.00	66.00	6.00
HP243-1850	●	-	-	-	4.700	0.18504	24.00	66.00	6.00
HP243-1874	●	3/16	-	-	4.763	0.18750	28.00	66.00	6.00
HP243-1890	●	-	-	-	4.800	0.18898	28.00	66.00	6.00
HP243-1929	●	-	-	-	4.900	0.19291	28.00	66.00	6.00
HP243-1969	●	-	-	-	5.000	0.19685	28.00	66.00	6.00

● Stocked ○ Available Upon Request; MOQ May Apply ▲ Globally Stocked



List HP243 (Continued)

HY-PRO® CARB-3D

SPEED FEED	CARBIDE	EgiAs	2 FLUTE	STUB	30°	SHANK h6	PACKED 1 PIECE
336-337							

EDP Number		Diameter (D)					Flute Length	Overall Length	Shank Diameter
		Fractional Size	Wire Gage	Letter Size	mm	Inch	FL (mm)	L (mm)	d (mm)
HP243-2008	●	-	-	-	5.100	0.20079	28.00	66.00	6.00
HP243-2031	●	13/64	-	-	5.159	0.20313	28.00	66.00	6.00
HP243-2047	●	-	-	-	5.200	0.20472	28.00	66.00	6.00
HP243-2087	●	-	-	-	5.300	0.20866	28.00	66.00	6.00
HP243-2126	●	-	-	-	5.400	0.21260	28.00	66.00	6.00
HP243-2130	●	-	3	-	5.410	0.21300	28.00	66.00	6.00
HP243-2165	●	-	-	-	5.500	0.21654	28.00	66.00	6.00
HP243-2189	●	7/32	-	-	5.556	0.21875	28.00	66.00	6.00
HP243-2205	●	-	-	-	5.600	0.22047	28.00	66.00	6.00
HP243-2244	●	-	-	-	5.700	0.22441	28.00	66.00	6.00
HP243-2283	●	-	-	-	5.800	0.22835	28.00	66.00	6.00
HP243-2323	●	-	-	-	5.900	0.23228	28.00	66.00	6.00
HP243-2343	●	15/64	-	-	5.953	0.23438	28.00	66.00	6.00
HP243-2362	●	-	-	-	6.000	0.23622	28.00	66.00	6.00
HP243-2402	●	-	-	-	6.100	0.24016	34.00	79.00	8.00
HP243-2441	●	-	-	-	6.200	0.24409	34.00	79.00	8.00
HP243-2480	●	-	-	-	6.300	0.24803	34.00	79.00	8.00
HP243-2500	●	1/4	-	E	6.350	0.25000	34.00	79.00	8.00
HP243-2520	●	-	-	-	6.400	0.25197	34.00	79.00	8.00
HP243-2559	●	-	-	-	6.500	0.25591	34.00	79.00	8.00
HP243-2571	●	-	-	F	6.528	0.25700	34.00	79.00	8.00
HP243-2598	●	-	-	-	6.600	0.25984	34.00	79.00	8.00
HP243-2638	●	-	-	-	6.700	0.26378	34.00	79.00	8.00
HP243-2657	●	17/64	-	-	6.747	0.26563	34.00	79.00	8.00
HP243-2677	●	-	-	-	6.800	0.26772	34.00	79.00	8.00
HP243-2717	●	-	-	-	6.900	0.27165	34.00	79.00	8.00
HP243-2756	●	-	-	-	7.000	0.27559	34.00	79.00	8.00
HP243-2795	●	-	-	-	7.100	0.27953	41.00	79.00	8.00
HP243-2811	●	9/32	-	-	7.144	0.28125	41.00	79.00	8.00
HP243-2835	●	-	-	-	7.200	0.28346	41.00	79.00	8.00
HP243-2874	●	-	-	-	7.300	0.28740	41.00	79.00	8.00
HP243-2913	●	-	-	-	7.400	0.29134	41.00	79.00	8.00
HP243-2953	●	-	-	-	7.500	0.29528	41.00	79.00	8.00
HP243-2969	●	19/64	-	-	7.541	0.29688	41.00	79.00	8.00
HP243-2992	●	-	-	-	7.600	0.29921	41.00	79.00	8.00
HP243-3031	●	-	-	-	7.700	0.30315	41.00	79.00	8.00
HP243-3071	●	-	-	-	7.800	0.30709	41.00	79.00	8.00
HP243-3110	●	-	-	-	7.900	0.31102	41.00	79.00	8.00
HP243-3126	●	5/16	-	-	7.938	0.31250	41.00	79.00	8.00
HP243-3150	●	-	-	-	8.000	0.31496	41.00	79.00	8.00
HP243-3189	●	-	-	-	8.100	0.31890	47.00	89.00	10.00
HP243-3228	●	-	-	-	8.200	0.32283	47.00	89.00	10.00
HP243-3268	●	-	-	-	8.300	0.32677	47.00	89.00	10.00
HP243-3280	●	21/64	-	-	8.334	0.32813	47.00	89.00	10.00
HP243-3307	●	-	-	-	8.400	0.33071	47.00	89.00	10.00
HP243-3319	●	-	-	Q	8.433	0.33200	47.00	89.00	10.00
HP243-3346	●	-	-	-	8.500	0.33465	47.00	89.00	10.00
HP243-3386	●	-	-	-	8.600	0.33858	47.00	89.00	10.00
HP243-3425	●	-	-	-	8.700	0.34252	47.00	89.00	10.00

● Stocked ○ Available Upon Request; MOQ May Apply ▲ Globally Stocked



CONTINUED ➔

P					M			K	N		S		H			
Steel					Stainless Steel			Cast Iron	Non-Ferrous		HRSA		Hardened Steel			
Carbon Steel			Alloy Steel	Die Steel	300	400	17-4 PH		Aluminum		Nickel Alloy	Titanium				
Low	Medium	High							6061	Casting			Inconel	6Al4V (30 HRC)	~35 HRC	35-45 HRC
1010	1035	1065	4140	4340				7075								
○	○	○	○	○				○		○			○	○		

○ Good ○ Best





List HP243 (Continued)

HY-PRO® CARB-3D

SPEED FEED 336-337	CARBIDE	EgiAs	2 FLUTE	STUB	30°	SHANK h6	PACKED 1 PIECE
-----------------------	---------	-------	---------	------	-----	-------------	-------------------



Cutting Diameter Tolerance (m7)		
Size (mm)	mm	inch
1 ≤ D ≤ 3	+0.002 / +0.012	+0.0001 / +0.0005
3 < D ≤ 6	+0.004 / +0.016	+0.0002 / +0.0006
6 < D ≤ 10	+0.006 / +0.021	+0.0002 / +0.0008
10 < D ≤ 18	+0.007 / +0.025	+0.0003 / +0.0010
18 < D ≤ 20	+0.008 / +0.029	+0.0003 / +0.0011

EDP Number		Diameter (D)					Flute Length	Overall Length	Shank Diameter
		Fractional Size	Wire Gage	Letter Size	mm	Inch	FL (mm)	L (mm)	d (mm)
HP243-3437	●	11/32	-	-	8.731	0.34375	47.00	89.00	10.00
HP243-3465	●	-	-	-	8.800	0.34646	47.00	89.00	10.00
HP243-3504	●	-	-	-	8.900	0.35039	47.00	89.00	10.00
HP243-3543	●	-	-	-	9.000	0.35433	47.00	89.00	10.00
HP243-3583	●	-	-	-	9.100	0.35827	47.00	89.00	10.00
HP243-3594	●	23/64	-	-	9.128	0.35938	47.00	89.00	10.00
HP243-3622	●	-	-	-	9.200	0.36220	47.00	89.00	10.00
HP243-3642	●	-	-	-	9.250	0.36417	47.00	89.00	10.00
HP243-3661	●	-	-	-	9.300	0.36614	47.00	89.00	10.00
HP243-3701	●	-	-	-	9.400	0.37008	47.00	89.00	10.00
HP243-3740	●	-	-	-	9.500	0.37402	47.00	89.00	10.00
HP243-3748	●	3/8	-	-	9.525	0.37500	47.00	89.00	10.00
HP243-3780	●	-	-	-	9.600	0.37795	47.00	89.00	10.00
HP243-3819	●	-	-	-	9.700	0.38189	47.00	89.00	10.00
HP243-3858	●	-	-	-	9.800	0.38583	47.00	89.00	10.00
HP243-3898	●	-	-	-	9.900	0.38976	47.00	89.00	10.00
HP243-3906	●	25/64	-	-	9.922	0.39063	47.00	89.00	10.00
HP243-3937	●	-	-	-	10.000	0.39370	47.00	89.00	10.00
HP243-3976	●	-	-	-	10.100	0.39764	55.00	102.00	12.00
HP243-4016	●	-	-	-	10.200	0.40157	55.00	102.00	12.00
HP243-4055	●	-	-	-	10.300	0.40551	55.00	102.00	12.00
HP243-4063	●	13/32	-	-	10.319	0.40625	55.00	102.00	12.00
HP243-4094	●	-	-	-	10.400	0.40945	55.00	102.00	12.00
HP243-4134	●	-	-	-	10.500	0.41339	55.00	102.00	12.00
HP243-4173	●	-	-	-	10.600	0.41732	55.00	102.00	12.00
HP243-4213	●	-	-	-	10.700	0.42126	55.00	102.00	12.00
HP243-4220	●	27/64	-	-	10.716	0.42188	55.00	102.00	12.00
HP243-4252	●	-	-	-	10.800	0.42520	55.00	102.00	12.00
HP243-4291	●	-	-	-	10.900	0.42913	55.00	102.00	12.00
HP243-4331	●	-	-	-	11.000	0.43307	55.00	102.00	12.00
HP243-4370	●	-	-	-	11.100	0.43701	55.00	102.00	12.00
HP243-4374	●	7/16	-	-	11.113	0.43750	55.00	102.00	12.00
HP243-4409	●	-	-	-	11.200	0.44094	55.00	102.00	12.00
HP243-4449	●	-	-	-	11.300	0.44488	55.00	102.00	12.00
HP243-4488	●	-	-	-	11.400	0.44882	55.00	102.00	12.00
HP243-4528	●	-	-	-	11.500	0.45276	55.00	102.00	12.00
HP243-4531	●	29/64	-	-	11.509	0.45313	55.00	102.00	12.00
HP243-4567	●	-	-	-	11.600	0.45669	55.00	102.00	12.00
HP243-4606	●	-	-	-	11.700	0.46063	55.00	102.00	12.00
HP243-4646	●	-	-	-	11.800	0.46457	55.00	102.00	12.00
HP243-4685	●	-	-	-	11.900	0.46850	55.00	102.00	12.00
HP243-4689	●	15/32	-	-	11.906	0.46875	55.00	102.00	12.00
HP243-4724	●	-	-	-	12.000	0.47244	55.00	102.00	12.00
HP243-4764	●	-	-	-	12.100	0.47638	60.00	107.00	14.00
HP243-4803	●	-	-	-	12.200	0.48031	60.00	107.00	14.00
HP243-4843	●	31/64	-	-	12.303	0.48438	60.00	107.00	14.00
HP243-4882	●	-	-	-	12.400	0.48819	60.00	107.00	14.00
HP243-4921	●	-	-	-	12.500	0.49213	60.00	107.00	14.00
HP243-4961	●	-	-	-	12.600	0.49606	60.00	107.00	14.00
HP243-5000	●	1/2	-	-	12.700	0.50000	60.00	107.00	14.00
HP243-5039	●	-	-	-	12.800	0.50394	60.00	107.00	14.00
HP243-5079	●	-	-	-	12.900	0.50787	60.00	107.00	14.00
HP243-5118	●	-	-	-	13.000	0.51181	60.00	107.00	14.00

● Stocked ○ Available Upon Request; MOQ May Apply ▲ Globally Stocked



List HP243 (Continued)

HY-PRO® CARB-3D

SPEED FEED 336-337	CARBIDE	EgiAs	2 FLUTE	STUB	30°	SHANK h6	PACKED 1 PIECE
------------------------------	----------------	--------------	----------------	-------------	------------	--------------------	--------------------------

EDP Number		Diameter (D)					Flute Length	Overall Length	Shank Diameter
		Fractional Size	Wire Gage	Letter Size	mm	Inch	FL (mm)	L (mm)	d (mm)
HP243-5157	●	33/64	-	-	13.097	0.51563	60.00	107.00	14.00
HP243-5197	●	-	-	-	13.200	0.51969	60.00	107.00	14.00
HP243-5236	●	-	-	-	13.300	0.52362	60.00	107.00	14.00
HP243-5276	●	-	-	-	13.400	0.52756	60.00	107.00	14.00
HP243-5311	●	17/32	-	-	13.494	0.53125	60.00	107.00	14.00
HP243-5315	●	-	-	-	13.500	0.53150	60.00	107.00	14.00
HP243-5394	●	-	-	-	13.700	0.53937	60.00	107.00	14.00
HP243-5512	●	-	-	-	14.000	0.55118	60.00	107.00	14.00
HP243-5626	●	9/16	-	-	14.288	0.56250	65.00	115.00	16.00
HP243-5709	●	-	-	-	14.500	0.57087	65.00	115.00	16.00
HP243-5780	●	37/64	-	-	14.684	0.57813	65.00	115.00	16.00
HP243-5787	●	-	-	-	14.700	0.57874	65.00	115.00	16.00
HP243-5906	●	-	-	-	15.000	0.59055	65.00	115.00	16.00
HP243-5937	●	19/32	-	-	15.081	0.59375	65.00	115.00	16.00
HP243-6102	●	-	-	-	15.500	0.61024	65.00	115.00	16.00
HP243-6181	●	-	-	-	15.700	0.61811	65.00	115.00	16.00
HP243-6248	●	5/8	-	-	15.875	0.62500	65.00	115.00	16.00
HP243-6299	●	-	-	-	16.000	0.62992	65.00	115.00	16.00
HP243-6339	●	-	-	-	16.100	0.63386	73.00	123.00	18.00
HP243-6496	●	-	-	-	16.500	0.64961	73.00	123.00	18.00
HP243-6563	●	21/32	-	-	16.669	0.65625	73.00	123.00	18.00
HP243-6693	●	-	-	-	17.000	0.66929	73.00	123.00	18.00
HP243-6890	●	-	-	-	17.500	0.68898	73.00	123.00	18.00
HP243-7087	●	-	-	-	18.000	0.70866	73.00	123.00	18.00
HP243-7283	●	-	-	-	18.500	0.72835	79.00	131.00	20.00
HP243-7480	●	-	-	-	19.000	0.74803	79.00	131.00	20.00
HP243-7500	●	3/4	-	-	19.050	0.75000	79.00	131.00	20.00
HP243-7579	●	-	-	-	19.250	0.75787	79.00	131.00	20.00
HP243-7677	●	-	-	-	19.500	0.76772	79.00	131.00	20.00
HP243-7874	●	-	-	-	20.000	0.78740	79.00	131.00	20.00

● Stocked ○ Available Upon Request; MOQ May Apply ▲ Globally Stocked



CONTINUED ➔

P					M			K	N		S		H			
Steel					Stainless Steel			Cast Iron	Non-Ferrous		HRSA		Hardened Steel			
Carbon Steel			Alloy Steel	Die Steel	300	400	17-4 PH		Aluminum		Nickel Alloy	Titanium				
Low	Medium	High							6061	7075			Casting	Inconel	6Al4V (30 HRC)	~35 HRC
○	○	○	○	○				○		○			○	○		

○ Good ○ Best



ABOUT OSG
DRILLING
THREADING
MILLING
HOLDERS
INDEX




List HP245

HY-PRO® CARB-5D

SPEED FEED 336-337	CARBIDE	EgiAs	2 FLUTE	JOBBER	30°	SHANK h6	PACKED 1 PIECE
-----------------------	---------	-------	---------	--------	-----	-------------	-------------------

Cutting Diameter Tolerance (m7)		
Size (mm)	mm	inch
1 ≤ D ≤ 3	+0.002 / +0.012	+0.0001 / +0.0005
3 < D ≤ 6	+0.004 / +0.016	+0.0002 / +0.0006
6 < D ≤ 10	+0.006 / +0.021	+0.0002 / +0.0008
10 < D ≤ 18	+0.007 / +0.025	+0.0003 / +0.0010
18 < D ≤ 20	+0.008 / +0.029	+0.0003 / +0.0011



EDP Number		Diameter (D)					Flute Length FL (mm)	Overall Length L (mm)	Shank Diameter d (mm)
		Fractional Size	Wire Gage	Letter Size	mm	Inch			
HP245-0394	●	-	-	-	1.000	0.03937	9.00	38.00	3.00
HP245-0433	●	-	-	-	1.100	0.04331	9.00	38.00	3.00
HP245-0469	●	3/64	-	-	1.191	0.04688	11.00	38.00	3.00
HP245-0472	●	-	-	-	1.200	0.04724	11.00	38.00	3.00
HP245-0512	●	-	-	-	1.300	0.05118	11.00	38.00	3.00
HP245-0551	●	-	-	-	1.400	0.05512	12.00	38.00	3.00
HP245-0591	●	-	-	-	1.500	0.05906	12.00	45.00	3.00
HP245-0626	●	1/16	-	-	1.588	0.06250	14.00	45.00	3.00
HP245-0630	●	-	-	-	1.600	0.06299	14.00	45.00	3.00
HP245-0669	●	-	-	-	1.700	0.06693	14.00	45.00	3.00
HP245-0709	●	-	-	-	1.800	0.07087	16.00	45.00	3.00
HP245-0748	●	-	-	-	1.900	0.07480	16.00	45.00	3.00
HP245-0780	●	5/64	-	-	1.984	0.07813	18.00	52.00	3.00
HP245-0787	●	-	-	-	2.000	0.07874	18.00	50.00	3.00
HP245-0827	●	-	-	-	2.100	0.08268	18.00	50.00	3.00
HP245-0866	●	-	-	-	2.200	0.08661	20.00	52.00	3.00
HP245-0906	●	-	-	-	2.300	0.09055	20.00	52.00	3.00
HP245-0937	●	3/32	-	-	2.381	0.09375	22.00	52.00	3.00
HP245-0945	●	-	-	-	2.400	0.09449	22.00	52.00	3.00
HP245-0984	●	-	-	-	2.500	0.09843	22.00	56.00	3.00
HP245-1024	●	-	-	-	2.600	0.10236	22.00	56.00	3.00
HP245-1063	●	-	-	-	2.700	0.10630	23.00	56.00	3.00
HP245-1094	●	7/64	-	-	2.778	0.10938	23.00	56.00	3.00
HP245-1102	●	-	-	-	2.800	0.11024	23.00	56.00	3.00
HP245-1142	●	-	-	-	2.900	0.11417	23.00	56.00	3.00
HP245-1181	●	-	-	-	3.000	0.11811	28.00	66.00	6.00
HP245-1220	●	-	-	-	3.100	0.12205	28.00	66.00	6.00
HP245-1248	●	1/8	-	-	3.175	0.12500	28.00	66.00	6.00
HP245-1260	●	-	-	-	3.200	0.12598	28.00	66.00	6.00
HP245-1299	●	-	-	-	3.300	0.12992	28.00	66.00	6.00
HP245-1339	●	-	-	-	3.400	0.13386	28.00	66.00	6.00
HP245-1378	●	-	-	-	3.500	0.13780	28.00	66.00	6.00
HP245-1406	●	9/64	-	-	3.572	0.14063	28.00	66.00	6.00
HP245-1417	●	-	-	-	3.600	0.14173	28.00	66.00	6.00
HP245-1457	●	-	-	-	3.700	0.14567	28.00	66.00	6.00
HP245-1496	●	-	-	-	3.800	0.14961	36.00	74.00	6.00
HP245-1535	●	-	-	-	3.900	0.15354	36.00	74.00	6.00
HP245-1563	●	5/32	-	-	3.969	0.15625	36.00	74.00	6.00
HP245-1575	●	-	-	-	4.000	0.15748	36.00	74.00	6.00
HP245-1610	●	-	20	-	4.089	0.16100	36.00	74.00	6.00
HP245-1614	●	-	-	-	4.100	0.16142	36.00	74.00	6.00
HP245-1654	●	-	-	-	4.200	0.16535	36.00	74.00	6.00
HP245-1693	●	-	-	-	4.300	0.16929	36.00	74.00	6.00
HP245-1720	●	11/64	-	-	4.366	0.17188	36.00	74.00	6.00
HP245-1732	●	-	-	-	4.400	0.17323	36.00	74.00	6.00
HP245-1772	●	-	-	-	4.500	0.17717	36.00	74.00	6.00
HP245-1811	●	-	-	-	4.600	0.18110	36.00	74.00	6.00
HP245-1831	●	-	-	-	4.650	0.18307	36.00	74.00	6.00
HP245-1850	●	-	-	-	4.700	0.18504	36.00	74.00	6.00
HP245-1874	●	3/16	-	-	4.763	0.18750	44.00	82.00	6.00
HP245-1890	●	-	-	-	4.800	0.18898	44.00	82.00	6.00
HP245-1929	●	-	-	-	4.900	0.19291	44.00	82.00	6.00
HP245-1969	●	-	-	-	5.000	0.19685	44.00	82.00	6.00

● Stocked ○ Available Upon Request; MOQ May Apply ▲ Globally Stocked



List HP245 (Continued)

HY-PRO® CARB-5D

SPEED FEED 336-337	CARBIDE	EgiAs	2 FLUTE	JOBBER	30°	SHANK h6	PACKED 1 PIECE
--------------------------	---------	-------	---------	--------	-----	-------------	-------------------

EDP Number		Diameter (D)					Flute Length	Overall Length	Shank Diameter
		Fractional Size	Wire Gage	Letter Size	mm	Inch	FL (mm)	L (mm)	d (mm)
HP245-2008	●	-	-	-	5.100	0.20079	44.00	82.00	6.00
HP245-2031	●	13/64	-	-	5.159	0.20313	44.00	82.00	6.00
HP245-2047	●	-	-	-	5.200	0.20472	44.00	82.00	6.00
HP245-2087	●	-	-	-	5.300	0.20866	44.00	82.00	6.00
HP245-2126	●	-	-	-	5.400	0.21260	44.00	82.00	6.00
HP245-2130	●	-	3	-	5.410	0.21300	44.00	82.00	6.00
HP245-2165	●	-	-	-	5.500	0.21654	44.00	82.00	6.00
HP245-2189	●	7/32	-	-	5.556	0.21875	44.00	82.00	6.00
HP245-2205	●	-	-	-	5.600	0.22047	44.00	82.00	6.00
HP245-2244	●	-	-	-	5.700	0.22441	44.00	82.00	6.00
HP245-2283	●	-	-	-	5.800	0.22835	44.00	82.00	6.00
HP245-2323	●	-	-	-	5.900	0.23228	44.00	82.00	6.00
HP245-2343	●	15/64	-	-	5.953	0.23438	44.00	82.00	6.00
HP245-2362	●	-	-	-	6.000	0.23622	44.00	82.00	6.00
HP245-2402	●	-	-	-	6.100	0.24016	53.00	91.00	8.00
HP245-2441	●	-	-	-	6.200	0.24409	53.00	91.00	8.00
HP245-2480	●	-	-	-	6.300	0.24803	53.00	91.00	8.00
HP245-2500	●	1/4	-	E	6.350	0.25000	53.00	91.00	8.00
HP245-2520	●	-	-	-	6.400	0.25197	53.00	91.00	8.00
HP245-2559	●	-	-	-	6.500	0.25591	53.00	91.00	8.00
HP245-2571	●	-	-	F	6.528	0.25700	53.00	91.00	8.00
HP245-2598	●	-	-	-	6.600	0.25984	53.00	91.00	8.00
HP245-2638	●	-	-	-	6.700	0.26378	53.00	91.00	8.00
HP245-2657	●	17/64	-	-	6.747	0.26563	53.00	91.00	8.00
HP245-2677	●	-	-	-	6.800	0.26772	53.00	91.00	8.00
HP245-2717	●	-	-	-	6.900	0.27165	53.00	91.00	8.00
HP245-2756	●	-	-	-	7.000	0.27559	53.00	91.00	8.00
HP245-2795	●	-	-	-	7.100	0.27953	53.00	91.00	8.00
HP245-2811	●	9/32	-	-	7.144	0.28125	53.00	91.00	8.00
HP245-2835	●	-	-	-	7.200	0.28346	53.00	91.00	8.00
HP245-2874	●	-	-	-	7.300	0.28740	53.00	91.00	8.00
HP245-2913	●	-	-	-	7.400	0.29134	53.00	91.00	8.00
HP245-2953	●	-	-	-	7.500	0.29528	53.00	91.00	8.00
HP245-2969	●	19/64	-	-	7.541	0.29688	53.00	91.00	8.00
HP245-2992	●	-	-	-	7.600	0.29921	53.00	91.00	8.00
HP245-3031	●	-	-	-	7.700	0.30315	53.00	91.00	8.00
HP245-3071	●	-	-	-	7.800	0.30709	53.00	91.00	8.00
HP245-3110	●	-	-	-	7.900	0.31102	53.00	91.00	8.00
HP245-3126	●	5/16	-	-	7.938	0.31250	53.00	91.00	8.00
HP245-3150	●	-	-	-	8.000	0.31496	53.00	91.00	8.00
HP245-3189	●	-	-	-	8.100	0.31890	61.00	103.00	10.00
HP245-3228	●	-	-	-	8.200	0.32283	61.00	103.00	10.00
HP245-3268	●	-	-	-	8.300	0.32677	61.00	103.00	10.00
HP245-3280	●	21/64	-	-	8.334	0.32813	61.00	103.00	10.00
HP245-3307	●	-	-	-	8.400	0.33071	61.00	103.00	10.00
HP245-3319	●	-	-	Q	8.433	0.33200	61.00	103.00	10.00
HP245-3346	●	-	-	-	8.500	0.33465	61.00	103.00	10.00
HP245-3386	●	-	-	-	8.600	0.33858	61.00	103.00	10.00
HP245-3425	●	-	-	-	8.700	0.34252	61.00	103.00	10.00

● Stocked ○ Available Upon Request; MOQ May Apply ▲ Globally Stocked



CONTINUED ➔

P					M			K	N		S		H			
Steel					Stainless Steel			Cast Iron	Non-Ferrous		HRSA		Hardened Steel			
Carbon Steel			Alloy Steel	Die Steel	300	400	17-4 PH		Aluminum		Nickel Alloy	Titanium				
Low	Medium	High							6061	Casting			Inconel	6Al4V (30 HRC)	~35 HRC	35-45 HRC
1010	1035	1065	4140	4340				6061	7075			6Al4V (30 HRC)	~35 HRC	35-45 HRC	45-50 HRC	50-70 HRC
○	○	○	○	○				○				○	○	○	○	○

○ Good ○ Best






List HP245 (Continued)

HY-PRO® CARB-5D

SPEED FEED 336-337	CARBIDE	EgiAs	2 FLUTE	JOBBER	30°	SHANK h6	PACKED 1 PIECE
------------------------------	----------------	--------------	----------------	---------------	------------	--------------------	--------------------------



Cutting Diameter Tolerance (m7)		
Size (mm)	mm	inch
1 ≤ D ≤ 3	+0.002 / +0.012	+0.0001 / +0.0005
3 < D ≤ 6	+0.004 / +0.016	+0.0002 / +0.0006
6 < D ≤ 10	+0.006 / +0.021	+0.0002 / +0.0008
10 < D ≤ 18	+0.007 / +0.025	+0.0003 / +0.0010
18 < D ≤ 20	+0.008 / +0.029	+0.0003 / +0.0011

EDP Number		Diameter (D)					Flute Length	Overall Length	Shank Diameter
		Fractional Size	Wire Gage	Letter Size	mm	Inch	FL (mm)	L (mm)	d (mm)
HP245-3437	●	11/32	-	-	8.731	0.34375	61.00	103.00	10.00
HP245-3465	●	-	-	-	8.800	0.34646	61.00	103.00	10.00
HP245-3504	●	-	-	-	8.900	0.35039	61.00	103.00	10.00
HP245-3543	●	-	-	-	9.000	0.35433	61.00	103.00	10.00
HP245-3583	●	-	-	-	9.100	0.35827	61.00	103.00	10.00
HP245-3594	●	23/64	-	-	9.128	0.35938	61.00	103.00	10.00
HP245-3622	●	-	-	-	9.200	0.36220	61.00	103.00	10.00
HP245-3642	●	-	-	-	9.250	0.36417	61.00	103.00	10.00
HP245-3661	●	-	-	-	9.300	0.36614	61.00	103.00	10.00
HP245-3701	●	-	-	-	9.400	0.37008	61.00	103.00	10.00
HP245-3740	●	-	-	-	9.500	0.37402	61.00	103.00	10.00
HP245-3748	●	3/8	-	-	9.525	0.37500	61.00	103.00	10.00
HP245-3780	●	-	-	-	9.600	0.37795	61.00	103.00	10.00
HP245-3819	●	-	-	-	9.700	0.38189	61.00	103.00	10.00
HP245-3858	●	-	-	-	9.800	0.38583	61.00	103.00	10.00
HP245-3898	●	-	-	-	9.900	0.38976	61.00	103.00	10.00
HP245-3906	●	25/64	-	-	9.922	0.39063	61.00	103.00	10.00
HP245-3937	●	-	-	-	10.000	0.39370	61.00	103.00	10.00
HP245-3976	●	-	-	-	10.100	0.39764	71.00	118.00	12.00
HP245-4016	●	-	-	-	10.200	0.40157	71.00	118.00	12.00
HP245-4055	●	-	-	-	10.300	0.40551	71.00	118.00	12.00
HP245-4063	●	13/32	-	-	10.319	0.40625	71.00	118.00	12.00
HP245-4094	●	-	-	-	10.400	0.40945	71.00	118.00	12.00
HP245-4134	●	-	-	-	10.500	0.41339	71.00	118.00	12.00
HP245-4173	●	-	-	-	10.600	0.41732	71.00	118.00	12.00
HP245-4213	●	-	-	-	10.700	0.42126	71.00	118.00	12.00
HP245-4220	●	27/64	-	-	10.716	0.42188	71.00	118.00	12.00
HP245-4252	●	-	-	-	10.800	0.42520	71.00	118.00	12.00
HP245-4291	●	-	-	-	10.900	0.42913	71.00	118.00	12.00
HP245-4331	●	-	-	-	11.000	0.43307	71.00	118.00	12.00
HP245-4370	●	-	-	-	11.100	0.43701	71.00	118.00	12.00
HP245-4374	●	7/16	-	-	11.113	0.43750	71.00	118.00	12.00
HP245-4409	●	-	-	-	11.200	0.44094	71.00	118.00	12.00
HP245-4449	●	-	-	-	11.300	0.44488	71.00	118.00	12.00
HP245-4488	●	-	-	-	11.400	0.44882	71.00	118.00	12.00
HP245-4528	●	-	-	-	11.500	0.45276	71.00	118.00	12.00
HP245-4531	●	29/64	-	-	11.509	0.45313	71.00	118.00	12.00
HP245-4567	●	-	-	-	11.600	0.45669	71.00	118.00	12.00
HP245-4606	●	-	-	-	11.700	0.46063	71.00	118.00	12.00
HP245-4646	●	-	-	-	11.800	0.46457	71.00	118.00	12.00
HP245-4685	●	-	-	-	11.900	0.46850	71.00	118.00	12.00
HP245-4689	●	15/32	-	-	11.906	0.46875	71.00	118.00	12.00
HP245-4724	●	-	-	-	12.000	0.47244	71.00	118.00	12.00
HP245-4764	●	-	-	-	12.100	0.47638	77.00	124.00	14.00
HP245-4803	●	-	-	-	12.200	0.48031	77.00	124.00	14.00
HP245-4843	●	31/64	-	-	12.303	0.48438	77.00	124.00	14.00
HP245-4882	●	-	-	-	12.400	0.48819	77.00	124.00	14.00
HP245-4921	●	-	-	-	12.500	0.49213	77.00	124.00	14.00
HP245-4961	●	-	-	-	12.600	0.49606	77.00	124.00	14.00
HP245-5000	●	1/2	-	-	12.700	0.50000	77.00	124.00	14.00
HP245-5039	●	-	-	-	12.800	0.50394	77.00	124.00	14.00
HP245-5079	●	-	-	-	12.900	0.50787	77.00	124.00	14.00
HP245-5118	●	-	-	-	13.000	0.51181	77.00	124.00	14.00

● Stocked ○ Available Upon Request; MOQ May Apply ▲ Globally Stocked



List HP245 (Continued)

HY-PRO® CARB-5D

SPEED FEED 336-337	CARBIDE	EgiAs	2 FLUTE	JOBBER	30°	SHANK h6	PACKED 1 PIECE
------------------------------	----------------	--------------	----------------	---------------	------------	--------------------	--------------------------

EDP Number		Diameter (D)					Flute Length	Overall Length	Shank Diameter
		Fractional Size	Wire Gage	Letter Size	mm	Inch	FL (mm)	L (mm)	d (mm)
HP245-5157	●	33/64	-	-	13.097	0.51563	77.00	124.00	14.00
HP245-5197	●	-	-	-	13.200	0.51969	77.00	124.00	14.00
HP245-5236	●	-	-	-	13.300	0.52362	77.00	124.00	14.00
HP245-5276	●	-	-	-	13.400	0.52756	77.00	124.00	14.00
HP245-5311	●	17/32	-	-	13.494	0.53125	77.00	124.00	14.00
HP245-5315	●	-	-	-	13.500	0.53150	77.00	124.00	14.00
HP245-5394	●	-	-	-	13.700	0.53937	77.00	124.00	14.00
HP245-5512	●	-	-	-	14.000	0.55118	77.00	124.00	14.00
HP245-5626	●	9/16	-	-	14.288	0.56250	83.00	133.00	16.00
HP245-5709	●	-	-	-	14.500	0.57087	83.00	133.00	16.00
HP245-5780	●	37/64	-	-	14.684	0.57813	83.00	133.00	16.00
HP245-5787	●	-	-	-	14.700	0.57874	83.00	133.00	16.00
HP245-5906	●	-	-	-	15.000	0.59055	83.00	133.00	16.00
HP245-5937	●	19/32	-	-	15.081	0.59375	83.00	133.00	16.00
HP245-6102	●	-	-	-	15.500	0.61024	83.00	133.00	16.00
HP245-6181	●	-	-	-	15.700	0.61811	83.00	133.00	16.00
HP245-6248	●	5/8	-	-	15.875	0.62500	83.00	133.00	16.00
HP245-6299	●	-	-	-	16.000	0.62992	83.00	133.00	16.00
HP245-6339	●	-	-	-	16.100	0.63386	93.00	143.00	18.00
HP245-6496	●	-	-	-	16.500	0.64961	93.00	143.00	18.00
HP245-6563	●	21/32	-	-	16.669	0.65625	93.00	143.00	18.00
HP245-6693	●	-	-	-	17.000	0.66929	93.00	143.00	18.00
HP245-6890	●	-	-	-	17.500	0.68898	93.00	143.00	18.00
HP245-7087	●	-	-	-	18.000	0.70866	93.00	143.00	18.00
HP245-7283	●	-	-	-	18.500	0.72835	101.00	153.00	20.00
HP245-7480	●	-	-	-	19.000	0.74803	101.00	153.00	20.00
HP245-7500	●	3/4	-	-	19.050	0.75000	101.00	153.00	20.00
HP245-7579	●	-	-	-	19.250	0.75787	101.00	153.00	20.00
HP245-7677	●	-	-	-	19.500	0.76772	101.00	153.00	20.00
HP245-7874	●	-	-	-	20.000	0.78740	101.00	153.00	20.00

● Stocked ○ Available Upon Request; MOQ May Apply ▲ Globally Stocked



P					M			K	N		S		H					
Steel					Stainless Steel			Cast Iron	Non-Ferrous		HRSA		Hardened Steel					
Carbon Steel			Alloy Steel	Die Steel	Aluminum		Nickel Alloy		Titanium									
Low	Medium	High			6061	7075				Casting	Inconel	6Al4V (30 HRC)	~35 HRC	35-45 HRC	45-50 HRC	50-70 HRC		
1010	1035	1065	4140	4340	300	400	17-4 PH											
○	○	○	○	○				○		○			○	○	○	○	○	○

○ Good ○ Best



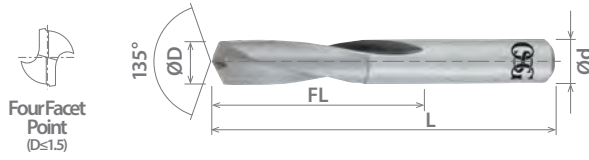


List 215

OSG CARBIDE SLOW SPIRAL DRILL

SPEED FEED 338-340	CARBIDE	BR	2 FLUTE	JOBBER	15°	PACKED 1 PIECE
------------------------------	----------------	-----------	----------------	---------------	------------	--------------------------

Cutting Diameter Tolerance		
Size (mm)	mm	inch
1 ≤ D ≤ 12.7	+0 / -0.013	+0 / -0.0005



ABOUT OSG

DRILLING

THREADING

MILLING

HOLDERS

INDEX

EDP Number		Diameter (D)					Flute Length FL (mm)	Overall Length L (mm)	Shank Diameter	
		Fractional Size	Wire Gage	Letter Size	mm	Inch			d (in)	d (mm)
215-0394	●	-	-	-	1.000	0.03937	11.11	38.10	-	1.00
215-0433	●	-	-	-	1.100	0.04331	12.70	38.10	-	1.10
215-0465	●	-	56	-	1.181	0.04650	12.70	38.10	-	1.18
215-0469	●	3/64	-	-	1.191	0.04688	12.70	38.10	0.05	-
215-0472	●	-	-	-	1.200	0.04724	12.70	38.10	-	1.20
215-0512	●	-	-	-	1.300	0.05118	12.70	38.10	-	1.30
215-0520	●	-	55	-	1.321	0.05200	12.70	38.10	-	1.32
215-0550	●	-	54	-	1.397	0.05500	12.70	38.10	-	1.40
215-0551	●	-	-	-	1.400	0.05512	12.70	38.10	-	1.40
215-0591	●	-	-	-	1.500	0.05906	12.70	38.10	-	1.50
215-0595	●	-	53	-	1.511	0.05950	12.70	38.10	-	1.51
215-0625	●	1/16	-	-	1.588	0.06250	15.88	41.28	0.06	-
215-0630	●	-	-	-	1.600	0.06299	17.46	42.86	-	1.60
215-0635	●	-	52	-	1.613	0.06350	17.46	42.69	-	1.61
215-0669	●	-	-	-	1.700	0.06693	17.46	42.86	-	1.70
215-0670	●	-	51	-	1.702	0.06700	17.46	42.86	-	1.70
215-0700	●	-	50	-	1.778	0.07000	17.46	42.86	-	1.78
215-0709	●	-	-	-	1.800	0.07087	18.01	43.00	-	1.80
215-0730	●	-	49	-	1.854	0.07300	17.46	42.86	-	1.85
215-0748	●	-	-	-	1.900	0.07480	17.46	42.86	-	1.90
215-0760	●	-	48	-	1.930	0.07600	17.46	42.86	-	1.93
215-0781	●	5/64	-	-	1.984	0.07813	17.46	42.86	0.078	-
215-0785	●	-	47	-	1.994	0.07850	19.05	44.45	-	1.99
215-0787	●	-	-	-	2.000	0.07874	19.05	44.45	-	2.00
215-0810	●	-	46	-	2.057	0.08100	19.05	44.45	-	2.06
215-0820	●	-	45	-	2.083	0.08200	19.05	44.45	-	2.08
215-0827	●	-	-	-	2.100	0.08268	19.05	44.45	-	2.10
215-0860	●	-	44	-	2.184	0.08600	19.05	44.45	-	2.18
215-0866	●	-	-	-	2.200	0.08661	19.05	44.45	-	2.20
215-0890	●	-	43	-	2.261	0.08900	19.05	44.45	-	2.26
215-0906	●	-	-	-	2.300	0.09055	19.05	44.45	-	2.30
215-0935	●	-	42	-	2.375	0.09350	19.05	44.45	-	2.37
215-0938	●	3/32	-	-	2.381	0.09375	19.05	44.45	0.094	-
215-0945	●	-	-	-	2.400	0.09449	20.64	46.04	-	2.40
215-0960	●	-	41	-	2.438	0.09600	20.64	46.04	-	2.44
215-0980	●	-	40	-	2.489	0.09800	20.64	46.04	-	2.49
215-0984	●	-	-	-	2.500	0.09843	20.64	46.04	-	2.50
215-0995	●	-	39	-	2.527	0.09950	20.64	46.04	-	2.53
215-1015	●	-	38	-	2.578	0.10150	20.64	46.04	-	2.58
215-1024	●	-	-	-	2.600	0.10236	20.64	46.04	-	2.60
215-1040	●	-	37	-	2.642	0.10400	20.64	46.04	-	2.64
215-1063	●	-	-	-	2.700	0.10630	20.64	46.04	-	2.70
215-1065	●	-	36	-	2.705	0.10650	20.64	46.04	-	2.71
215-1094	●	7/64	-	-	2.778	0.10938	20.64	46.04	0.109	-
215-1100	●	-	35	-	2.794	0.11000	22.23	47.63	-	2.79
215-1102	●	-	-	-	2.800	0.11024	22.23	47.63	-	2.80
215-1110	●	-	34	-	2.819	0.11100	22.23	47.63	-	2.82
215-1130	●	-	33	-	2.870	0.11300	22.23	47.63	-	2.87
215-1142	●	-	-	-	2.900	0.11417	22.23	47.63	-	2.90
215-1160	●	-	32	-	2.946	0.11600	22.23	47.63	-	2.95
215-1181	●	-	-	-	3.000	0.11811	22.23	47.63	-	3.00
215-1200	●	-	31	-	3.048	0.12000	22.23	47.63	-	3.05
215-1220	●	-	-	-	3.100	0.12205	22.23	47.63	-	3.10

● Stocked ○ Available Upon Request; MOQ May Apply ▲ Globally Stocked
 Note: Other coatings are available upon request.



List 215 (Continued)

OSG CARBIDE SLOW SPIRAL DRILL

SPEED FEED 338-340	CARBIDE	BR	2 FLUTE	JOBBER	15°	PACKED 1 PIECE
-----------------------	---------	----	---------	--------	-----	-------------------

EDP Number		Diameter (D)					Flute Length	Overall Length	Shank Diameter	
		Fractional Size	Wire Gage	Letter Size	mm	Inch	FL (mm)	L (mm)	d (in)	d (mm)
215-1250	●	1/8	-	-	3.175	0.12500	22.23	47.63	0.125	-
215-1260	●	-	-	-	3.200	0.12598	23.81	49.21	-	3.20
215-1285	●	-	30	-	3.264	0.12850	23.81	49.21	-	3.26
215-1299	●	-	-	-	3.300	0.12992	23.81	49.21	-	3.30
215-1339	●	-	-	-	3.400	0.13386	23.81	49.21	-	3.40
215-1360	●	-	29	-	3.454	0.13600	23.81	49.21	-	3.45
215-1378	●	-	-	-	3.500	0.13780	23.81	49.21	-	3.50
215-1405	●	-	28	-	3.569	0.14050	23.81	49.21	-	3.57
215-1406	●	9/64	-	-	3.572	0.14063	23.81	49.21	0.141	-
215-1417	●	-	-	-	3.600	0.14173	25.40	52.39	-	3.60
215-1440	●	-	27	-	3.658	0.14400	25.40	52.39	-	3.66
215-1457	●	-	-	-	3.700	0.14567	25.40	52.39	-	3.70
215-1470	●	-	26	-	3.734	0.14700	25.40	52.39	-	3.73
215-1495	●	-	25	-	3.797	0.14950	25.40	52.39	-	3.80
215-1496	●	-	-	-	3.800	0.14961	25.40	52.39	-	3.80
215-1520	●	-	24	-	3.861	0.15200	25.40	52.39	-	3.86
215-1535	●	-	-	-	3.900	0.15354	25.40	52.39	-	3.90
215-1540	●	-	23	-	3.912	0.15400	25.40	52.39	-	3.91
215-1562	●	5/32	-	-	3.969	0.15625	25.40	52.39	0.156	-
215-1570	●	-	22	-	3.988	0.15700	26.99	53.98	-	3.99
215-1575	●	-	-	-	4.000	0.15748	26.99	53.98	-	4.00
215-1590	●	-	21	-	4.039	0.15900	26.99	53.98	-	4.04
215-1610	●	-	20	-	4.089	0.16100	26.99	53.98	-	4.09
215-1614	●	-	-	-	4.100	0.16142	26.99	53.98	-	4.10
215-1654	●	-	-	-	4.200	0.16535	26.99	53.98	-	4.20
215-1660	●	-	19	-	4.216	0.16600	26.99	53.98	-	4.22
215-1693	●	-	-	-	4.300	0.16929	26.99	53.98	-	4.30
215-1695	●	-	-	-	4.305	0.16950	26.99	53.98	-	4.31
215-1719	●	11/64	-	-	4.366	0.17188	26.99	53.98	0.172	-
215-1730	●	-	17	-	4.394	0.17300	28.58	55.56	-	4.39
215-1732	●	-	-	-	4.400	0.17323	28.58	55.56	-	4.40
215-1770	●	-	16	-	4.496	0.17700	28.58	55.56	-	4.50
215-1772	●	-	-	-	4.501	0.17720	28.58	55.56	-	4.50
215-1800	●	-	15	-	4.572	0.18000	28.58	55.56	-	4.57
215-1811	●	-	-	-	4.600	0.18110	28.58	55.56	-	4.60
215-1820	●	-	14	-	4.623	0.18200	28.58	55.56	-	4.62
215-1850	●	-	13	-	4.699	0.18500	28.58	55.56	-	4.70
215-1875	●	3/16	-	-	4.763	0.18750	28.58	55.56	0.188	-
215-1890	●	-	12	-	4.801	0.18900	30.16	57.15	-	4.80
215-1910	●	-	11	-	4.851	0.19100	30.16	57.15	-	4.85
215-1929	●	-	-	-	4.900	0.19291	30.16	57.15	-	4.90
215-1935	●	-	10	-	4.915	0.19350	30.16	57.15	-	4.91
215-1960	●	-	9	-	4.978	0.19600	30.16	57.15	-	4.98
215-1968	●	-	-	-	5.000	0.19685	30.16	57.15	-	5.00
215-1990	●	-	8	-	5.055	0.19900	30.16	57.15	-	5.05
215-2008	●	-	-	-	5.100	0.20079	30.16	57.15	-	5.10
215-2010	●	-	7	-	5.105	0.20100	30.16	57.15	-	5.11
215-2031	●	13/64	-	-	5.159	0.20313	30.16	57.15	0.203	-
215-2040	●	-	6	-	5.182	0.20400	31.75	60.33	-	5.18

● Stocked ○ Available Upon Request; MOQ May Apply ▲ Globally Stocked
 Note: Other coatings are available upon request.



CONTINUED ➔

P					M			K	N		S		H				
Steel					Stainless Steel			Cast Iron	Non-Ferrous		HRSA		Hardened Steel				
Carbon Steel			Alloy Steel	Die Steel	Aluminum		Nickel Alloy		Titanium								
Low	Medium	High			6061	Casting				Inconel	6Al4V (30 HRC)	~35 HRC	35-45 HRC	45-50 HRC	50-70 HRC		
1010	1035	1045	1065	4140	4340	300	400	17-4 PH	6061	7075	Casting	Inconel	6Al4V (30 HRC)	~35 HRC	35-45 HRC	45-50 HRC	50-70 HRC
○	○	○	○	○	○	○	○	○	○	○	○	○	○	○	○	○	○

○ Good ⊙ Best






List 215 (Continued)

OSG CARBIDE SLOW SPIRAL DRILL

SPEED FEED 338-340	CARBIDE	BR	2 FLUTE	JOBBER	15°	PACKED 1 PIECE
------------------------------	----------------	-----------	----------------	---------------	------------	--------------------------

Cutting Diameter Tolerance		
Size (mm)	mm	inch
1 ≤ D ≤ 12.7	+0 / -0.013	+0 / -0.0005



ABOUT OSG

DRILLING

THREADING

MILLING

HOLDERS

INDEX

EDP Number		Diameter (D)					Flute Length	Overall Length	Shank Diameter	
		Fractional Size	Wire Gage	Letter Size	mm	Inch	FL (mm)	L (mm)	d (in)	d (mm)
215-2047	●	-	-	-	5.200	0.20472	31.75	60.33	-	5.20
215-2055	●	-	5	-	5.220	0.20550	31.75	60.33	-	5.22
215-2087	●	-	-	-	5.300	0.20866	31.75	60.33	-	5.30
215-2090	●	-	4	-	5.309	0.20900	31.75	60.33	-	5.31
215-2126	●	-	-	-	5.400	0.21260	31.75	60.33	-	5.40
215-2130	●	-	3	-	5.410	0.21300	31.75	60.33	-	5.41
215-2165	●	-	-	-	5.500	0.21654	31.75	60.33	-	5.50
215-2188	●	7/32	-	-	5.556	0.21875	31.75	60.33	0.219	-
215-2205	●	-	-	-	5.600	0.22047	33.34	61.91	-	5.60
215-2210	●	-	2	-	5.613	0.22100	33.34	61.91	-	5.61
215-2244	●	-	-	-	5.700	0.22441	33.34	61.91	-	5.70
215-2280	●	-	1	-	5.791	0.22800	33.34	61.91	-	5.79
215-2283	●	-	-	-	5.800	0.22835	33.34	61.91	-	5.80
215-2323	●	-	-	-	5.900	0.23228	33.34	61.91	-	5.90
215-2340	●	-	-	A	5.944	0.23400	33.34	61.91	-	5.94
215-2344	●	15/64	-	-	5.953	0.23438	33.34	61.91	0.234	-
215-2362	●	-	-	-	6.000	0.23622	33.34	61.91	-	6.00
215-2380	●	-	-	B	6.045	0.23800	34.93	63.50	-	6.05
215-2402	●	-	-	-	6.100	0.24016	34.93	63.50	-	6.10
215-2420	●	-	-	C	6.147	0.24200	34.93	63.50	-	6.15
215-2441	●	-	-	-	6.200	0.24409	34.93	63.50	-	6.20
215-2460	●	-	-	D	6.248	0.24600	34.93	63.50	-	6.25
215-2480	●	-	-	-	6.300	0.24803	34.93	63.50	-	6.30
215-2500	●	1/4	-	E	6.350	0.25000	34.93	63.50	0.250	-
215-2520	●	-	-	-	6.400	0.25197	34.93	63.50	-	6.40
215-2559	●	-	-	-	6.500	0.25591	34.93	63.50	-	6.50
215-2570	●	-	-	F	6.528	0.25700	36.51	66.68	-	6.53
215-2598	●	-	-	-	6.600	0.25984	36.51	66.68	-	6.60
215-2610	●	-	-	G	6.629	0.26100	36.51	66.68	-	6.63
215-2638	●	-	-	-	6.700	0.26378	36.51	66.68	-	6.70
215-2656	●	17/64	-	-	6.747	0.26563	36.51	66.68	0.266	-
215-2660	●	-	-	H	6.756	0.26600	38.10	68.26	-	6.76
215-2677	●	-	-	-	6.800	0.26772	38.10	68.00	-	6.80
215-2717	●	-	-	-	6.900	0.27165	38.10	68.26	-	6.90
215-2720	●	-	-	I	6.909	0.27200	38.10	68.26	-	6.91
215-2756	●	-	-	-	7.000	0.27559	38.10	68.26	-	7.00
215-2770	●	-	-	J	7.036	0.27700	38.10	68.26	-	7.04
215-2795	●	-	-	-	7.100	0.27953	38.10	68.26	-	7.10
215-2810	●	-	-	K	7.137	0.28100	38.10	68.26	-	7.14
215-2812	●	9/32	-	-	7.144	0.28125	38.10	68.26	0.281	-
215-2835	●	-	-	-	7.200	0.28346	39.69	69.85	-	7.20
215-2874	●	-	-	-	7.300	0.28740	39.69	69.85	-	7.30
215-2900	●	-	-	L	7.366	0.29000	39.69	69.85	-	7.37
215-2913	●	-	-	-	7.400	0.29134	39.69	69.85	-	7.40
215-2950	●	-	-	M	7.493	0.29500	39.69	69.85	-	7.49
215-2953	●	-	-	-	7.500	0.29528	39.69	69.85	-	7.50
215-2969	●	19/64	-	-	7.541	0.29688	39.69	69.85	0.297	-
215-2992	●	-	-	-	7.600	0.29921	41.28	71.44	-	7.60
215-3020	●	-	-	N	7.671	0.30200	41.28	71.44	-	7.67
215-3031	●	-	-	-	7.700	0.30315	41.28	71.44	-	7.70
215-3071	●	-	-	-	7.800	0.30709	41.28	71.44	-	7.80
215-3110	●	-	-	-	7.900	0.31102	41.28	71.44	-	7.90
215-3125	●	5/16	-	-	7.938	0.31250	41.28	71.44	0.313	-

● Stocked ○ Available Upon Request; MOQ May Apply ▲ Globally Stocked
 Note: Other coatings are available upon request.



List 215 (Continued)

OSG CARBIDE SLOW SPIRAL DRILL

SPEED FEED 338-340	CARBIDE	BR	2 FLUTE	JOBBER	15°	PACKED 1 PIECE
------------------------------	----------------	-----------	----------------	---------------	------------	--------------------------

EDP Number		Diameter (D)					Flute Length	Overall Length	Shank Diameter	
		Fractional Size	Wire Gage	Letter Size	mm	Inch	FL (mm)	L (mm)	d (in)	d (mm)
215-3150	●	-	-	-	8.000	0.31496	41.28	71.44	-	8.00
215-3160	●	-	-	O	8.026	0.31600	42.86	74.61	-	8.03
215-3189	●	-	-	-	8.100	0.31890	42.86	74.61	-	8.10
215-3228	●	-	-	-	8.200	0.32283	42.86	74.61	-	8.20
215-3230	●	-	-	P	8.204	0.32300	42.86	74.61	-	8.20
215-3268	●	-	-	-	8.300	0.32677	42.86	74.61	-	8.30
215-3281	●	21/64	-	-	8.334	0.32813	42.86	74.61	0.656	-
215-3307	●	-	-	-	8.400	0.33071	42.86	76.20	-	8.40
215-3320	●	-	-	Q	8.433	0.33200	42.86	76.20	-	8.43
215-3346	●	-	-	-	8.500	0.33465	42.86	76.20	-	8.50
215-3386	●	-	-	-	8.600	0.33858	42.86	76.20	-	8.60
215-3390	●	-	-	R	8.611	0.33900	42.86	76.20	-	8.61
215-3425	●	-	-	-	8.700	0.34252	42.86	76.20	-	8.70
215-3438	●	11/32	-	-	8.731	0.34375	42.86	76.20	0.344	-
215-3465	●	-	-	-	8.800	0.34646	44.45	77.79	-	8.80
215-3480	●	-	-	S	8.839	0.34800	44.45	77.79	-	8.84
215-3504	●	-	-	-	8.900	0.35039	44.45	77.79	-	8.90
215-3543	●	-	-	-	9.000	0.35433	44.45	77.79	-	9.00
215-3580	●	-	-	T	9.093	0.35800	44.45	77.79	-	9.09
215-3583	●	-	-	-	9.100	0.35827	44.45	77.79	-	9.10
215-3594	●	23/64	-	-	9.128	0.35938	44.45	77.79	0.359	-
215-3622	●	-	-	-	9.200	0.36220	46.04	79.38	-	9.20
215-3661	●	-	-	-	9.300	0.36614	46.04	79.38	-	9.30
215-3680	●	-	-	U	9.347	0.36800	46.04	79.38	-	9.35
215-3701	●	-	-	-	9.400	0.37008	46.04	79.38	-	9.40
215-3740	●	-	-	-	9.500	0.37402	46.00	78.99	-	9.50
215-3750	●	3/8	-	-	9.525	0.37500	46.04	79.38	0.375	-
215-3770	●	-	-	V	9.576	0.37700	47.63	82.55	-	9.58
215-3780	●	-	-	-	9.600	0.37795	47.63	82.55	-	9.60
215-3819	●	-	-	-	9.700	0.38189	47.63	82.55	-	9.70
215-3858	●	-	-	-	9.800	0.38583	47.63	82.55	-	9.80
215-3860	●	-	-	W	9.804	0.38600	47.63	82.55	-	9.80
215-3898	●	-	-	-	9.900	0.38976	47.63	82.55	-	9.90
215-3906	●	25/64	-	-	9.922	0.39063	47.63	82.55	0.391	-
215-3937	●	-	-	-	10.000	0.39370	48.01	83.01	-	10.00
215-3970	●	-	-	X	10.084	0.39700	49.21	84.14	-	10.08
215-3976	●	-	-	-	10.100	0.39764	49.21	84.14	-	10.10
215-4016	●	-	-	-	10.200	0.40157	49.21	84.14	-	10.20
215-4040	●	-	-	Y	10.262	0.40400	49.21	84.14	-	10.26
215-4055	●	-	-	-	10.300	0.40551	49.21	84.14	-	10.30
215-4062	●	13/32	-	-	10.319	0.40625	49.21	84.14	0.406	-
215-4094	●	-	-	-	10.400	0.40945	50.80	85.73	-	10.40
215-4130	●	-	-	Z	10.490	0.41300	50.80	85.73	-	10.49
215-4134	●	-	-	-	10.500	0.41339	50.80	86.00	-	10.50
215-4173	●	-	-	-	10.600	0.41732	50.80	85.73	-	10.60
215-4213	●	-	-	-	10.700	0.42126	50.80	85.73	-	10.70
215-4219	●	27/64	-	-	10.716	0.42188	50.80	85.73	0.422	-
215-4252	●	-	-	-	10.800	0.42520	52.39	87.31	-	10.80
215-4291	●	-	-	-	10.900	0.42913	52.39	87.31	-	10.90

● Stocked ○ Available Upon Request; MOQ May Apply ▲ Globally Stocked
Note: Other coatings are available upon request.



CONTINUED ➔

P					M			K	N		S		H			
Steel					Stainless Steel			Cast Iron	Non-Ferrous		HRSA		Hardened Steel			
Carbon Steel			Alloy Steel	Die Steel	300	400	17-4 PH		Aluminum		Nickel Alloy	Titanium				
Low	Medium	High							6061	Casting			Inconel	6Al4V (30 HRC)	~35 HRC	35-45 HRC
1010	1035	1045	1065	4140	4340											
1018	1045	1065														
○	○	○	○	○	○	○	○	○	○	○	○	○	○	○	○	○

○ Good ⊙ Best






List 215 (Continued)

OSG CARBIDE SLOW SPIRAL DRILL

SPEED FEED 338-340	CARBIDE	BR	2 FLUTE	JOBBER	15°	PACKED 1 PIECE
------------------------------	----------------	-----------	----------------	---------------	------------	--------------------------

Cutting Diameter Tolerance		
Size (mm)	mm	inch
1 ≤ D ≤ 12.7	+0 / -0.013	+0 / -0.0005



EDP Number		Diameter (D)					Flute Length	Overall Length	Shank Diameter	
		Fractional Size	Wire Gage	Letter Size	mm	Inch	FL (mm)	L (mm)	d (in)	d (mm)
215-4331	●	-	-	-	11.000	0.43307	52.39	87.31	-	11.00
215-4370	●	-	-	-	11.100	0.43701	52.39	87.31	-	11.10
215-4375	●	7/16	-	-	11.113	0.43750	52.39	87.31	0.438	-
215-4409	●	-	-	-	11.200	0.44094	53.98	90.49	-	11.20
215-4449	●	-	-	-	11.300	0.44488	53.98	90.49	-	11.30
215-4488	●	-	-	-	11.400	0.44882	53.98	90.49	-	11.40
215-4528	●	-	-	-	11.500	0.45276	53.98	89.99	-	11.50
215-4531	●	29/64	-	-	11.509	0.45313	53.98	90.49	0.453	-
215-4567	●	-	-	-	11.600	0.45669	53.98	92.08	-	11.60
215-4606	●	-	-	-	11.700	0.46063	53.98	92.08	-	11.70
215-4646	●	-	-	-	11.800	0.46457	53.98	92.08	-	11.80
215-4685	●	-	-	-	11.900	0.46850	53.98	92.08	-	11.90
215-4688	●	15/32	-	-	11.906	0.46875	53.98	92.08	0.469	-
215-4724	●	-	-	-	12.000	0.47244	54.00	93.01	-	12.00
215-4844	●	31/64	-	-	12.303	0.48438	55.56	93.66	0.484	-
215-5000	●	1/2	-	-	12.700	0.50000	57.15	95.25	0.500	-

● Stocked ○ Available Upon Request; MOQ May Apply ▲ Globally Stocked
 Note: Other coatings are available upon request.



ABOUT OSG

DRILLING

THREADING

MILLING

HOLDERS

INDEX

P					M			K	N		S		H					
Steel					Stainless Steel			Cast Iron	Non-Ferrous		HRSA		Hardened Steel					
Carbon Steel			Alloy Steel	Die Steel	Aluminum		Nickel Alloy		Titanium									
Low	Medium	High			6061	Casting				Inconel	6Al4V (30 HRC)	~35 HRC	35-45 HRC	45-50 HRC	50-70 HRC			
1010	1035	1065	4140		300	400	17-4 PH		7075									
1018	1045		4340															
○	○	○	○	○		○	○	○		○	○	○	○	○	○			

○ Good ⊗ Best




List 220D

OSG CARBIDE TWIST DRILL

SPEED FEED 338-340	CARBIDE	BR	2 FLUTE	JOBBER	20°	PACKED 1 PIECE
------------------------------	----------------	-----------	----------------	---------------	------------	--------------------------

Cutting Diameter Tolerance		
Size (mm)	mm	inch
1.18 ≤ D ≤ 12.7	+0 / -0.013	+0 / -0.0005



EDP Number		Diameter (D)					Flute Length FL (mm)	Overall Length L (mm)	Shank Diameter	
		Fractional Size	Wire Gage	Letter Size	mm	Inch			d (in)	d (mm)
220-0465	●	-	56	-	1.181	0.04650	19.05	38.10	-	1.18
220-0469	●	3/64	-	-	1.191	0.04688	19.05	38.10	0.047	-
220-0520	●	-	55	-	1.321	0.05200	19.05	38.10	-	1.32
220-0550	●	-	54	-	1.397	0.05500	19.05	38.10	-	1.40
220-0591	●	-	-	-	1.500	0.05906	19.05	38.10	-	1.50
220-0595	●	-	53	-	1.511	0.05950	19.05	38.10	-	1.51
220-0625	●	1/16	-	-	1.588	0.06250	19.05	38.10	0.063	-
220-0635	●	-	52	-	1.613	0.06350	19.05	38.10	-	1.61
220-0670	●	-	51	-	1.702	0.06700	19.05	38.10	-	1.70
220-0700	●	-	50	-	1.778	0.07000	22.23	44.45	-	1.78
220-0730	●	-	49	-	1.854	0.07300	22.23	44.45	-	1.85
220-0760	●	-	48	-	1.930	0.07600	22.23	44.45	-	1.93
220-0781	●	5/64	-	-	1.984	0.07813	22.23	44.45	0.078	-
220-0785	●	-	47	-	1.994	0.07850	22.23	44.45	-	1.99
220-0787	●	-	47	-	2.000	0.07874	22.23	44.45	-	2.00
220-0810	●	-	46	-	2.057	0.08100	22.23	44.45	-	2.06
220-0820	●	-	45	-	2.083	0.08200	22.23	44.45	-	2.08
220-0860	●	-	44	-	2.184	0.08600	25.40	50.80	-	2.18
220-0890	●	-	43	-	2.261	0.08900	25.40	50.80	-	2.26
220-0935	●	-	42	-	2.375	0.09350	25.40	50.80	-	2.37
220-0938	●	3/32	-	-	2.291	0.09375	25.40	50.80	0.094	-
220-0960	●	-	41	-	2.438	0.09600	25.40	50.80	-	2.44
220-0980	●	-	40	-	2.489	0.09800	25.40	50.80	-	2.49
220-0984	●	-	-	-	2.500	0.09843	25.40	50.80	-	2.50
220-0995	●	-	39	-	2.527	0.09950	31.75	57.15	-	2.53
220-1015	●	-	38	-	2.578	0.10150	31.75	57.15	-	2.58
220-1040	●	-	37	-	2.642	0.10400	31.75	57.15	-	2.64
220-1065	●	-	36	-	2.705	0.10650	31.75	57.15	-	2.71
220-1094	●	7/64	-	-	2.778	0.10938	31.75	57.15	0.109	-
220-1100	●	-	35	-	2.794	0.11000	31.75	57.15	-	2.79
220-1110	●	-	34	-	2.819	0.11100	31.75	57.15	-	2.82
220-1130	●	-	33	-	2.870	0.11300	31.75	57.15	-	2.87
220-1160	●	-	32	-	2.946	0.11600	31.75	57.15	-	2.95
220-1181	●	-	-	-	3.000	0.11811	31.75	57.15	-	3.00
220-1200	●	-	31	-	3.048	0.12000	31.75	57.15	-	3.05
220-1250	●	1/8	-	-	3.175	0.12500	31.75	57.15	0.125	-
220-1285	●	-	30	-	3.264	0.12850	31.75	57.15	-	3.26
220-1360	●	-	29	-	3.454	0.13600	34.93	63.50	-	3.45
220-1378	●	-	-	-	3.500	0.13780	34.93	63.50	-	3.50
220-1405	●	-	28	-	3.569	0.14050	34.93	63.50	-	3.57
220-1406	●	9/64	-	-	3.572	0.14063	34.93	63.50	0.141	-
220-1440	●	-	27	-	3.658	0.14400	34.93	63.50	-	3.66
220-1470	●	-	26	-	3.734	0.14700	34.93	63.50	-	3.73
220-1495	●	-	25	-	3.797	0.14950	34.93	63.50	-	3.80
220-1520	●	-	24	-	3.861	0.15200	34.93	63.50	-	3.86
220-1540	●	-	23	-	3.912	0.15400	34.93	63.50	-	3.91
220-1562	●	5/32	-	-	3.969	0.15625	34.93	63.50	0.156	-

● Stocked ○ Available Upon Request; MOQ May Apply ▲ Globally Stocked
 Note: Other coatings are available upon request.



CONTINUED

P					M			K	N		S		H					
Steel					Stainless Steel			Cast Iron	Non-Ferrous		HRSA		Hardened Steel					
Carbon Steel			Alloy Steel	Die Steel					Aluminum		Nickel Alloy	Titanium						
Low	Medium	High			300	400	17-4 PH	6061 7075	Casting	Inconel			6Al4V (30 HRC)	~35 HRC	35-45 HRC	45-50 HRC	50-70 HRC	
1010	1018	1035	1045	1065	4140	4340												
○	○	○	○	○			○	○	○	○			○					

○ Good ○ Best






List 220D (Continued)

OSG CARBIDE TWIST DRILL

SPEED FEED 338-340	CARBIDE	BR	2 FLUTE	JOBBER	20°	PACKED 1 PIECE
------------------------------	----------------	-----------	----------------	---------------	------------	--------------------------

Cutting Diameter Tolerance		
Size (mm)	mm	inch
1.18 ≤ D ≤ 12.7	+0 / -0.013	+0 / -0.0005



EDP Number	Diameter (D)					Flute Length FL (mm)	Overall Length L (mm)	Shank Diameter	
	Fractional Size	Wire Gage	Letter Size	mm	Inch			d (in)	d (mm)
220-1570	-	22	-	3.988	0.15700	34.93	63.50	-	3.99
220-1575	-	-	-	4.000	0.15748	34.93	63.50	-	4.00
220-1590	-	21	-	4.039	0.15900	34.93	63.50	-	4.04
220-1610	-	20	-	4.089	0.16100	34.93	63.50	-	4.09
220-1660	-	19	-	4.216	0.16600	41.28	69.85	-	4.22
220-1695	-	18	-	4.305	0.16950	41.28	69.85	-	4.31
220-1719	11/64	-	-	4.366	0.17188	41.28	69.85	0.172	-
220-1730	-	17	-	4.394	0.17300	41.28	69.85	-	4.39
220-1770	-	16	-	4.496	0.17700	41.28	69.85	-	4.50
220-1772	-	-	-	4.500	0.17720	41.28	69.85	-	4.50
220-1800	-	15	-	4.572	0.18000	41.28	69.85	-	4.57
220-1820	-	14	-	4.623	0.18200	41.28	69.85	-	4.62
220-1850	-	13	-	4.699	0.18500	41.28	69.85	-	4.70
220-1875	3/16	-	-	4.763	0.18750	41.28	69.85	0.188	-
220-1890	-	12	-	4.801	0.18900	41.28	69.85	-	4.80
220-1910	-	11	-	4.851	0.19100	41.28	69.85	-	4.85
220-1935	-	10	-	4.915	0.19350	41.28	69.85	-	4.91
220-1960	-	9	-	4.978	0.19600	44.45	76.20	-	4.98
220-1968	-	-	-	5.000	0.19685	44.45	76.20	-	5.00
220-1990	-	8	-	5.055	0.19900	44.45	76.20	-	5.05
220-2010	-	7	-	5.105	0.20100	44.45	76.20	-	5.11
220-2031	13/64	-	-	5.159	0.20313	44.45	76.20	0.203	-
220-2040	-	6	-	5.182	0.20400	44.45	76.20	-	5.18
220-2055	-	5	-	5.220	0.20550	44.45	76.20	-	5.22
220-2090	-	4	-	5.309	0.20900	44.45	76.20	-	5.31
220-2130	-	3	-	5.410	0.21300	44.45	76.20	-	5.41
220-2165	-	-	-	5.500	0.21654	44.45	76.20	-	5.50
220-2188	7/32	-	-	5.556	0.21875	44.45	76.20	0.219	-
220-2210	-	2	-	5.613	0.22100	44.45	76.20	-	5.61
220-2280	-	1	-	5.791	0.22800	44.45	76.20	-	5.79
220-2340	-	-	A	5.944	0.23400	50.80	82.55	-	5.94
220-2344	15/64	-	-	5.953	0.23438	50.80	82.55	0.234	-
220-2362	-	-	-	6.000	0.23622	50.80	82.55	-	6.00
220-2380	-	-	B	6.045	0.23800	50.80	82.55	-	6.05
220-2420	-	-	C	6.147	0.24200	50.80	82.55	-	6.15
220-2460	-	-	D	6.248	0.24600	50.80	82.55	-	6.25
220-2500	1/4	-	E	6.350	0.25000	50.80	82.55	0.250	-
220-2559	-	-	F	6.500	0.25591	50.80	82.55	-	6.50
220-2570	-	-	F	6.528	0.25700	50.80	82.55	-	6.53
220-2610	-	-	G	6.629	0.26100	53.98	88.90	-	6.63
220-2656	17/64	-	-	6.747	0.26563	53.98	88.90	0.266	-
220-2660	-	-	H	6.756	0.26600	53.98	88.90	-	6.76
220-2720	-	-	I	6.909	0.27200	53.98	88.90	-	6.91
220-2756	-	-	-	7.000	0.27559	53.98	88.90	-	7.00
220-2770	-	-	J	7.036	0.27700	53.98	88.90	-	7.04
220-2810	-	-	K	7.137	0.28100	53.98	88.90	-	7.14
220-2812	9/32	-	-	7.144	0.28125	53.98	88.90	0.281	-
220-2900	-	-	L	7.366	0.29000	53.98	88.90	-	7.37
220-2950	-	-	M	7.493	0.29500	60.33	95.25	-	7.49
220-2953	-	-	-	7.500	0.29528	60.33	95.25	-	7.50
220-2969	19/64	-	-	7.541	0.29688	60.33	95.25	0.297	-
220-3020	-	-	N	7.671	0.30200	60.33	95.25	-	7.67
220-3125	5/16	-	-	7.938	0.31250	60.33	95.25	-	7.94
220-3150	-	-	-	8.000	0.31496	60.33	95.25	-	8.00
220-3160	-	-	O	8.026	0.31600	60.33	95.25	-	8.03
220-3230	-	-	P	8.204	0.32300	60.33	95.25	-	8.20
220-3281	21/64	-	-	8.334	0.32813	63.50	101.60	0.656	-

● Stocked ○ Available Upon Request; MOQ May Apply ▲ Globally Stocked
 Note: Other coatings are available upon request.



ABOUT OSG

DRILLING

THREADING

MILLING

HOLDERS

INDEX



List 220D (Continued)

OSG CARBIDE TWIST DRILL

SPEED FEED 338-340	CARBIDE	BR	2 FLUTE	JOBBER	20°	PACKED 1 PIECE
------------------------------	----------------	-----------	----------------	---------------	------------	--------------------------

EDP Number		Diameter (D)					Flute Length	Overall Length	Shank Diameter	
		Fractional Size	Wire Gage	Letter Size	mm	Inch	FL (mm)	L (mm)	d (in)	d (mm)
220-3320	●	-	-	Q	8.433	0.33200	63.50	101.60	-	8.43
220-3346	●	-	-	-	8.500	0.33465	63.50	101.60	-	8.50
220-3390	●	-	-	R	8.611	0.33900	63.50	101.60	-	8.61
220-3438	●	11/32	-	-	8.731	0.34375	63.50	101.60	0.344	-
220-3480	●	-	-	S	8.839	0.34800	63.50	101.60	-	8.84
220-3543	●	-	-	-	9.000	0.35433	63.50	101.60	-	9.00
220-3580	●	-	-	T	9.093	0.35800	69.85	107.95	-	9.09
220-3594	●	23/64	-	-	9.128	0.35938	63.50	101.60	0.359	-
220-3680	●	-	-	U	9.347	0.36800	69.85	107.95	-	9.35
220-3740	●	-	-	-	9.500	0.37402	69.85	107.95	-	9.50
220-3750	●	3/8	-	-	9.525	0.37500	69.85	107.95	-	9.53
220-3770	●	-	-	V	9.576	0.37700	69.85	107.95	-	9.58
220-3860	●	-	-	W	9.804	0.38600	73.03	114.30	-	9.80
220-3906	●	25/64	-	-	9.922	0.39063	73.03	114.30	0.391	-
220-3937	●	-	-	-	10.000	0.39370	73.03	114.30	-	10.00
220-3970	●	-	-	X	10.084	0.39700	73.03	114.30	-	10.08
220-4040	●	-	-	Y	10.262	0.40400	73.03	114.30	-	10.26
220-4062	●	13/32	-	-	10.319	0.40625	73.03	114.30	0.406	-
220-4130	●	-	-	Z	10.490	0.41300	73.03	114.30	-	10.49
220-4134	●	-	-	-	10.500	0.41339	73.03	114.30	-	10.50
220-4219	●	27/64	-	-	10.716	0.42188	73.03	114.30	0.266	-
220-4331	●	-	-	-	11.000	0.43307	73.03	114.30	-	11.00
220-4375	●	7/16	-	-	11.113	0.43750	73.03	114.30	0.438	-
220-4528	●	-	-	-	11.500	0.45276	76.20	120.65	-	11.50
220-4531	●	29/64	-	-	11.509	0.45313	76.20	120.65	0.453	-
220-4688	●	15/32	-	-	11.906	0.46875	76.20	120.65	0.469	-
220-4724	●	-	-	-	12.000	0.47244	76.20	120.65	-	12.00
220-4844	●	31/64	-	-	12.303	0.48438	76.20	120.65	0.484	-
220-5000	●	1/2	-	-	12.700	0.50000	76.20	120.65	0.250	-

● Stocked ○ Available Upon Request; MOQ May Apply ▲ Globally Stocked
Note: Other coatings are available upon request.



P					M			K	N		S		H				
Steel					Stainless Steel			Cast Iron	Non-Ferrous		HRSA		Hardened Steel				
Carbon Steel			Alloy Steel	Die Steel					Aluminum		Nickel Alloy	Titanium					
Low	Medium	High							6061	Casting			Inconel	6Al4V (30 HRC)	~35 HRC	35-45 HRC	45-50 HRC
1010	1035	1065	4140	4340	300	400	17-4 PH	6061	7075								
○	○	○	○	○		○	○	○	○	○			○				

○ Good ⊗ Best






List 233

OSG CARBIDE THREE FLUTE DRILL

SPEED FEED 338-340	CARBIDE	BR	3 FLUTE	JOBBER	30°	PACKED 1 PIECE
------------------------------	----------------	-----------	----------------	---------------	------------	--------------------------

Cutting Diameter Tolerance		
Size	mm	inch
3.00≤D≤19.05	+0 / -0.013	+0 / -0.0005



EDP Number		Diameter (D)					Flute Length FL (mm)	Overall Length L (mm)	Shank Diameter	
		Fractional Size	Wire Gage	Letter Size	mm	Inch			d (in)	d (mm)
233-1181	●	-	-	-	3.000	0.11811	31.75	57.15	-	3.00
233-1250	●	1/8	-	-	3.175	0.12500	31.75	57.15	0.125	-
233-1406	●	9/64	-	-	3.572	0.14063	34.93	63.50	0.141	-
233-1562	●	5/32	-	-	3.969	0.15625	34.93	63.50	0.156	-
233-1719	●	11/64	-	-	4.366	0.17188	41.28	69.85	0.172	-
233-1875	●	3/16	-	-	4.763	0.18750	41.28	69.85	0.188	-
233-2031	●	13/64	-	-	5.159	0.20313	44.45	76.20	0.203	-
233-2188	●	7/32	-	-	5.556	0.21875	44.45	76.20	0.219	-
233-2344	●	15/64	-	-	5.953	0.23438	50.80	82.55	0.234	-
233-2362	●	-	-	-	6.000	0.23622	50.80	82.55	-	6.00
233-2500	●	1/4	-	E	6.350	0.25000	50.80	82.55	0.250	-
233-2656	●	17/64	-	-	6.747	0.26563	53.98	88.90	0.266	-
233-2812	●	9/32	-	-	7.144	0.28125	53.98	88.90	0.281	-
233-2969	●	19/64	-	-	7.541	0.29688	60.33	95.25	0.297	-
233-3125	●	5/16	-	-	7.938	0.31250	60.33	95.25	0.313	-
233-3150	●	-	-	-	8.000	0.31496	60.33	95.25	-	8.00
233-3281	●	21/64	-	-	8.334	0.32813	63.50	101.60	0.656	-
233-3438	●	11/32	-	-	8.733	0.34375	63.50	101.60	0.344	-
233-3594	●	23/64	-	-	9.128	0.35938	63.50	101.60	0.359	-
233-3750	●	3/8	-	-	9.525	0.37500	69.85	107.95	0.375	-
233-3906	●	25/64	-	-	9.922	0.39063	73.03	114.30	0.391	-
233-3937	●	-	-	-	10.000	0.39370	73.03	114.30	-	10.00
233-4062	●	13/32	-	-	10.319	0.40625	73.03	114.30	0.406	-
233-4219	●	27/64	-	-	10.716	0.42188	73.03	114.30	0.422	-
233-4375	●	7/16	-	-	11.113	0.43750	73.03	114.30	0.438	-
233-4531	●	29/64	-	-	11.509	0.45313	76.20	120.65	0.453	-
233-4688	●	15/32	-	-	11.906	0.46875	76.20	120.65	0.469	-
233-4724	●	-	-	-	12.000	0.47244	76.20	120.65	-	12.00
233-4844	●	31/64	-	-	12.303	0.48438	76.20	120.65	0.484	-
233-5000	●	1/2	-	-	12.700	0.50000	76.20	120.65	0.500	-
233-5312	●	17/32	-	-	13.494	0.53125	76.20	120.65	0.531	-
233-5512	●	-	-	-	14.000	0.55118	88.90	146.05	-	14.00
233-5625	●	9/16	-	-	14.288	0.56250	88.90	146.05	0.563	-
233-6250	●	5/8	-	-	15.875	0.62500	88.90	146.05	0.625	-
233-6299	●	-	-	-	16.000	0.62992	88.90	146.05	-	16.00
233-7500	●	3/4	-	-	19.050	0.75000	107.95	146.05	0.750	-

● Stocked ○ Available Upon Request; MOQ May Apply ▲ Globally Stocked
 Note: Other coatings are available upon request.



P					M			K	N		S		H					
Steel					Stainless Steel			Cast Iron	Non-Ferrous		HRSA		Hardened Steel					
Carbon Steel			Alloy Steel	Die Steel	300	400	17-4 PH		Aluminum		Nickel Alloy	Titanium						
Low	Medium	High							6061	7075			Casting	Inconel	6Al4V (30 HRC)	~35 HRC	35-45 HRC	45-50 HRC
1010	1035	1065	4140	4340														
1018	1045																	

○ Good ○ Best

ABOUT OSG

DRILLING

THREADING

MILLING

HOLDERS

INDEX




List 200

OSG CARBIDE STRAIGHT DRILL

SPEED FEED 338-340	CARBIDE	BR	2 FLUTE	JOBBER	0°	PACKED 1 PIECE
------------------------------	----------------	-----------	----------------	---------------	-----------	--------------------------

Cutting Diameter Tolerance		
Size (mm)	mm	inch
1.18 ≤ D ≤ 12.7	+0/-0.013	+0/-0.0005



EDP Number		Diameter (D)					Flute Length	Overall Length	Shank Diameter	
		Fractional Size	Wire Gage	Letter Size	mm	Inch	FL (mm)	L (mm)	d (in)	d (mm)
200-0465	●	-	56	-	1.181	0.04650	12.70	38.10	-	1.18
200-0469	●	3/64	-	-	1.191	0.04688	12.70	38.10	0.047	-
200-0520	●	-	55	-	1.321	0.05200	12.70	38.10	-	1.32
200-0550	●	-	54	-	1.397	0.05500	12.70	38.10	-	1.40
200-0591	●	-	-	-	1.500	0.05906	12.70	38.10	-	1.50
200-0595	●	-	53	-	1.511	0.05950	12.70	38.10	-	1.51
200-0625	●	1/16	-	-	1.588	0.06250	15.88	41.28	0.063	-
200-0635	●	-	52	-	1.613	0.06350	17.46	42.86	-	1.61
200-0670	●	-	51	-	1.702	0.06700	17.46	42.86	-	1.70
200-0700	●	-	50	-	1.778	0.07000	17.46	42.86	-	1.78
200-0730	●	-	49	-	1.854	0.07300	17.46	42.86	-	1.85
200-0760	●	-	48	-	1.930	0.07600	17.46	42.86	-	1.93
200-0781	●	5/64	-	-	1.984	0.07813	17.46	42.86	0.078	-
200-0785	●	-	47	-	1.994	0.07850	19.05	44.45	-	1.99
200-0787	●	-	-	-	2.000	0.07874	19.05	44.45	-	2.00
200-0810	●	-	46	-	2.057	0.08100	19.05	44.45	-	2.06
200-0820	●	-	45	-	2.083	0.08200	19.05	44.45	-	2.08
200-0860	●	-	44	-	2.184	0.08600	19.05	44.45	-	2.18
200-0890	●	-	43	-	2.261	0.08900	19.05	44.45	-	2.26
200-0935	●	-	42	-	2.375	0.09350	19.05	44.45	-	2.37
200-0938	●	3/32	-	-	2.381	0.09375	19.05	44.45	0.094	-
200-0960	●	-	41	-	2.438	0.09600	20.62	46.02	-	2.44
200-0980	●	-	40	-	2.489	0.09800	20.62	46.02	-	2.49
200-0984	●	-	-	-	2.500	0.09843	20.62	46.02	-	2.50
200-0995	●	-	39	-	2.527	0.09950	20.62	46.02	-	2.53
200-1015	●	-	38	-	2.578	0.10150	20.62	46.02	-	2.58
200-1040	●	-	37	-	2.642	0.10400	20.62	46.02	-	2.64
200-1065	●	-	36	-	2.705	0.10650	20.62	46.02	-	2.71
200-1094	●	7/64	-	-	2.778	0.10938	20.62	46.02	0.109	-
200-1100	●	-	35	-	2.794	0.11000	22.23	47.63	-	2.79
200-1110	●	-	34	-	2.819	0.11100	22.23	47.63	-	2.82
200-1130	●	-	33	-	2.870	0.11300	22.23	47.63	-	2.87
200-1160	●	-	32	-	2.946	0.11600	22.23	47.63	-	2.95
200-1181	●	-	-	-	3.000	0.11811	22.23	47.63	-	3.00
200-1200	●	-	31	-	3.048	0.12000	22.23	47.63	-	3.05
200-1250	●	1/8	-	-	3.175	0.12500	22.23	47.63	0.125	-
200-1285	●	-	30	-	3.264	0.12850	23.81	49.23	-	3.26
200-1360	●	-	29	-	3.454	0.13600	23.81	49.23	-	3.45
200-1378	●	-	-	-	3.500	0.13780	23.81	49.23	-	3.50
200-1405	●	-	28	-	3.569	0.14050	23.81	49.23	-	3.57
200-1406	●	9/64	-	-	3.572	0.14063	23.81	49.23	0.141	-
200-1440	●	-	27	-	3.658	0.14400	25.40	52.40	-	3.66
200-1470	●	-	26	-	3.734	0.14700	25.40	52.40	-	3.73

● Stocked ○ Available Upon Request; MOQ May Apply ▲ Globally Stocked
 Note: Other coatings are available upon request.



CONTINUED ➔

P					M			K	N		S		H						
Steel					Stainless Steel			Cast Iron	Non-Ferrous		HRSA		Hardened Steel						
Carbon Steel			Alloy Steel	Die Steel	300	400	17-4 PH		Aluminum		Nickel Alloy	Titanium							
Low	Medium	High							6061	7075			7075	Casting	Inconel	6Al4V (30 HRC)	~35 HRC	35-45 HRC	45-50 HRC
1010	1035	1045	1065	4140 4340															
○								○											

○ Good ⊗ Best






List 200 (Continued)

OSG CARBIDE STRAIGHT DRILL

SPEED FEED 338-340	CARBIDE	BR	2 FLUTE	JOBBER	0°	PACKED 1 PIECE
------------------------------	----------------	-----------	----------------	---------------	-----------	--------------------------

Cutting Diameter Tolerance		
Size (mm)	mm	inch
1.18 ≤ D ≤ 12.7	+0 / -0.013	+0 / -0.0005



EDP Number		Diameter (D)					Flute Length	Overall Length	Shank Diameter	
		Fractional Size	Wire Gage	Letter Size	mm	Inch	FL (mm)	L (mm)	d (in)	d (mm)
200-1495	●	-	25	-	3.797	0.14950	25.40	52.40	-	3.80
200-1520	●	-	24	-	3.861	0.15200	25.40	52.40	-	3.86
200-1540	●	-	23	-	3.912	0.15400	25.40	52.40	-	3.91
200-1562	●	5/32	-	-	3.969	0.15625	25.40	52.40	0.156	-
200-1570	●	-	22	-	3.988	0.15700	27.00	53.98	-	3.99
200-1575	●	-	-	-	4.000	0.15748	27.00	53.98	-	4.00
200-1590	●	-	21	-	4.039	0.15900	27.00	53.98	-	4.04
200-1610	●	-	20	-	4.089	0.16100	27.00	53.98	-	4.09
200-1660	●	-	19	-	4.216	0.16600	27.00	53.98	-	4.22
200-1695	●	-	18	-	4.305	0.16950	27.00	53.98	-	4.31
200-1719	●	11/64	-	-	4.366	0.17188	27.00	53.98	0.172	-
200-1730	●	-	17	-	4.394	0.17300	28.58	55.58	-	4.39
200-1770	●	-	16	-	4.496	0.17700	28.58	55.58	-	4.50
200-1772	●	-	-	-	4.500	1.77200	28.58	55.58	-	4.50
200-1800	●	-	15	-	4.572	0.18000	28.58	55.58	-	4.57
200-1820	●	-	14	-	4.623	0.18200	28.58	55.58	-	4.62
200-1850	●	-	13	-	4.699	0.18500	28.58	55.58	-	4.70
200-1875	●	3/16	-	-	4.763	0.18750	28.58	55.58	0.188	-
200-1890	●	-	12	-	4.801	0.18900	30.18	57.15	-	4.80
200-1910	●	-	11	-	4.851	0.19100	30.18	57.15	-	4.85
200-1935	●	-	10	-	4.915	0.19350	30.18	57.15	-	4.91
200-1960	●	-	9	-	4.978	0.19600	30.18	57.15	-	4.98
200-1968	●	-	-	-	5.000	0.19685	30.18	57.15	-	5.00
200-1990	●	-	8	-	5.055	0.19900	30.18	57.15	-	5.05
200-2010	●	-	7	-	5.105	0.20100	30.18	57.15	-	5.11
200-2031	●	13/64	-	-	5.159	0.20313	30.18	57.15	0.203	-
200-2040	●	-	6	-	5.182	0.20400	31.75	60.33	-	5.18
200-2055	●	-	5	-	5.220	0.20550	31.75	60.33	-	5.22
200-2090	●	-	4	-	5.309	0.20900	31.75	60.33	-	5.31
200-2130	●	-	3	-	5.410	0.21300	31.75	60.33	-	5.41
200-2165	●	-	-	-	5.500	0.21654	31.75	60.33	-	5.50
200-2188	●	7/32	-	-	5.556	0.21875	31.75	60.33	0.219	-
200-2210	●	-	2	-	5.613	0.22100	33.35	61.93	-	5.61
200-2280	●	-	1	-	5.791	0.22800	33.35	61.93	-	5.79
200-2340	●	-	-	A	5.944	0.23400	33.35	61.93	-	5.94
200-2344	●	15/64	-	-	5.953	0.23438	33.35	61.93	0.234	-
200-2362	●	-	-	-	6.000	0.23622	33.35	61.93	-	6.00
200-2380	●	-	-	B	6.045	0.23800	34.93	63.50	-	6.05
200-2420	●	-	-	C	6.147	0.24200	34.93	63.50	-	6.15
200-2460	●	-	-	D	6.248	0.24600	34.93	63.50	-	6.25
200-2500	●	1/4	-	E	6.350	0.25000	34.93	63.50	0.250	-
200-2559	●	-	-	-	6.500	0.25591	34.93	63.50	-	6.50
200-2570	●	-	-	F	6.528	0.25700	36.53	66.68	-	6.53
200-2610	●	-	-	G	6.629	0.26100	36.53	66.68	-	6.63
200-2656	●	17/64	-	-	6.747	0.26563	36.53	66.68	0.266	-
200-2660	●	-	-	H	6.756	0.26600	38.10	68.28	-	6.76
200-2720	●	-	-	I	6.909	0.27200	38.10	68.28	-	6.91
200-2756	●	-	-	-	7.000	0.27559	38.10	68.28	-	7.00
200-2770	●	-	-	J	7.036	0.27700	38.10	68.28	-	7.04
200-2810	●	-	-	K	7.137	0.28100	38.10	68.28	-	7.14
200-2812	●	9/32	-	-	7.144	0.28125	38.10	68.28	0.281	-
200-2900	●	-	-	L	7.366	0.29000	39.70	69.85	-	7.37

● Stocked ○ Available Upon Request; MOQ May Apply ▲ Globally Stocked
 Note: Other coatings are available upon request.



ABOUT OSG

DRILLING

THREADING

MILLING

HOLDERS

INDEX



List 200 (Continued)

OSG CARBIDE STRAIGHT DRILL

SPEED FEED 338-340	CARBIDE	BR	2 FLUTE	JOBBER	0°	PACKED 1 PIECE
------------------------------	----------------	-----------	----------------	---------------	-----------	--------------------------

EDP Number		Diameter (D)					Flute Length	Overall Length	Shank Diameter	
		Fractional Size	Wire Gage	Letter Size	mm	Inch	FL (mm)	L (mm)	d (in)	d (mm)
200-2950	●	-	-	M	7.493	0.29500	39.70	69.85	-	7.49
200-2953	●	-	-	-	7.500	0.29528	39.70	69.85	-	7.50
200-2969	●	19/64	-	-	7.541	0.29688	39.70	69.85	0.297	-
200-3020	●	-	-	N	7.671	0.30200	41.28	71.45	-	7.67
200-3125	●	5/16	-	-	7.938	0.31250	41.28	71.45	-	7.94
200-3150	●	-	-	-	8.000	0.31496	41.28	71.45	-	8.00
200-3160	●	-	-	O	8.026	0.31600	42.80	74.63	-	8.03
200-3230	●	-	-	P	8.204	0.32300	42.80	74.63	-	8.20
200-3281	●	21/64	-	-	8.334	0.32813	42.80	74.63	0.656	-
200-3320	●	-	-	Q	8.433	0.33200	42.80	76.20	-	8.43
200-3346	●	-	-	-	8.500	0.33465	42.80	76.20	-	8.50
200-3390	●	-	-	R	8.611	0.33900	42.80	76.20	-	8.61
200-3438	●	11/32	-	-	8.731	0.34375	42.80	76.20	0.344	-
200-3480	●	-	-	S	8.839	0.34800	44.45	77.80	-	8.84
200-3543	●	-	-	-	9.000	0.35433	44.45	77.80	-	9.00
200-3580	●	-	-	T	9.093	0.35800	44.45	77.80	-	9.09
200-3594	●	23/64	-	-	9.128	0.35938	44.45	77.80	-	9.13
200-3680	●	-	-	U	9.347	0.36800	46.05	79.38	-	9.35
200-3740	●	-	-	-	9.500	0.37402	46.05	79.38	-	9.50
200-3750	●	3/8	-	-	9.525	0.37500	46.05	79.38	-	9.53
200-3770	●	-	-	V	9.576	0.37700	47.63	82.55	-	9.58
200-3860	●	-	-	W	9.804	0.38600	47.63	82.55	-	9.80
200-3906	●	25/64	-	-	9.922	0.39063	47.63	82.55	-	9.92
200-3937	●	-	-	-	10.000	0.39370	47.63	82.55	-	10.00
200-3970	●	-	-	X	10.084	0.39700	49.23	84.15	-	10.08
200-4040	●	-	-	Y	10.262	0.40400	49.23	84.15	-	10.26
200-4062	●	13/32	-	-	10.319	0.40625	49.23	84.15	-	10.32
200-4130	●	-	-	Z	10.490	0.41300	50.80	85.73	-	10.49
200-4134	●	-	-	-	10.500	0.41339	50.80	85.73	-	10.50
200-4219	●	27/64	-	-	10.716	0.42188	50.80	85.73	-	10.72
200-4331	●	-	-	-	11.000	0.43307	52.40	87.33	-	11.00
200-4375	●	7/16	-	-	11.113	0.43750	52.40	87.33	-	11.11
200-4528	●	-	-	-	11.500	0.45276	53.98	90.50	-	11.50
200-4531	●	29/64	-	-	11.509	0.45313	53.98	90.50	-	11.51
200-4688	●	15/32	-	-	11.906	0.46875	53.98	92.08	-	11.91
200-4724	●	-	-	-	12.000	0.47244	53.98	92.08	-	12.00
200-4844	●	31/64	-	-	12.303	0.48438	55.58	93.68	-	12.30
200-5000	●	1/2	-	-	12.700	0.50000	57.15	95.25	0.500	-

● Stocked ○ Available Upon Request; MOQ May Apply ▲ Globally Stocked
Note: Other coatings are available upon request.



P Steel					M			K	N		S		H			
Carbon Steel			Alloy Steel	Die Steel	Stainless Steel			Cast Iron	Non-Ferrous		HRSA		Hardened Steel			
Low	Medium	High			300	400	17-4 PH		Aluminum	Nickel Alloy	Titanium	~35 HRC	35-45 HRC	45-50 HRC	50-70 HRC	
1010	1035	1065	4140 4340					6061 7075	Casting	Inconel	6Al4V (30 HRC)					
○							○									

○ Good ⊕ Best



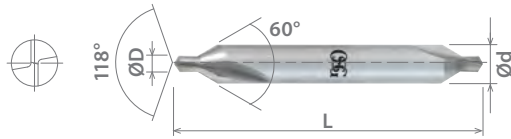


List 235

OSG CARBIDE DRILL/COUNTERSINK

CARBIDE	BR	2 FLUTE	0°	PACKED
				1 PIECE

Cutting Diameter Tolerance		
Size (mm)	mm	inch
1.191 ≤ D ≤ 5.556	+0.076 / -0	+0.003 / -0



EDP Number		Diameter (D)			Type	Overall Length	Shank Diameter
		Fractional Size	mm	inch		L (in)	d (in)
235-0010	●	3/64	1.191	0.04688	1	1.472	0.125
235-0020	●	5/64	1.984	0.07813	2	1.827	0.188
235-0030	●	7/64	2.778	0.10938	3	1.872	0.250
235-0040	●	1/8	3.175	0.12500	4	2.425	0.313
235-0050	●	3/16	4.763	0.18750	5	2.638	0.438
235-0060	●	7/32	5.556	0.21875	6	2.869	0.500

● Stocked ○ Available Upon Request; MOQ May Apply ▲ Globally Stocked
 Note: Other coatings are available upon request.



P					M			K	N		S		H					
Steel					Stainless Steel			Cast Iron	Non-Ferrous		HRSA		Hardened Steel					
Carbon Steel			Alloy Steel	Die Steel					Aluminum		Nickel Alloy	Titanium						
Low	Medium	High							6061	Casting			Inconel	6Al4V (30 HRC)	~35 HRC	35-45 HRC	45-50 HRC	50-70 HRC
1010	1035	1065	4140	4340	300	400	17-4 PH	6061	7075									
○	○	○	⊗		○	○	○	○	○	○	○	○	○	○	○	○	○	○


○ Good ⊗ Best





List 300D

OSG CARBIDE CHUCKING REAMER



SPEED FEED	CARBIDE	BR	0°	PACKED
341				1 PIECE

Cutting Diameter Tolerance		
Size (mm)	mm	Inch
0.80mm-6.45mm	+0.025/+0.102	+0.001/+0.004
6.451mm-13mm	+0.025/+0.127	+0.001/+0.005

EDP Number		Diameter (D)					Flute Length	Overall Length	Shank Diameter	Number of Flutes
		Fractional Size	Wire Gage	Letter Size	mm	Inch				
300-0315	●	-	-	-	0.800	0.03150	0.375	1.500	0.031	4
300-0354	●	-	-	-	0.900	0.03543	0.375	1.500	0.034	4
300-0394	●	-	-	-	1.000	0.03937	0.394	1.500	0.032	4
300-0433	●	-	-	-	1.100	0.04331	0.375	1.500	0.041	4
300-0465	●	-	56	-	1.181	0.04650	0.375	1.500	0.041	4
300-0469	●	3/64	-	-	1.191	0.04688	0.375	1.500	0.041	4
300-0472	●	-	-	-	1.200	0.04724	0.375	1.500	0.041	4
300-0512	●	-	-	-	1.300	0.05118	0.375	1.500	0.041	4
300-0520	●	-	55	-	1.321	0.05200	0.375	1.500	0.041	4
300-0550	●	-	54	-	1.397	0.05500	0.375	1.500	0.052	4
300-0551	●	-	-	-	1.400	0.05510	0.394	1.500	0.053	4
300-0591	●	-	-	-	1.500	0.05906	0.375	1.500	0.052	4
300-0595	●	-	53	-	1.511	0.05950	0.375	1.500	0.052	4
300-0625	●	1/16	-	-	1.588	0.06250	0.375	1.500	0.052	4
300-0630	●	-	-	-	1.600	0.06299	0.375	1.500	0.052	4
300-0635	●	-	52	-	1.613	0.06350	0.375	1.500	0.052	4
300-0669	●	-	-	-	1.700	0.06693	0.500	1.750	0.063	4
300-0670	●	-	51	-	1.702	0.06700	0.500	1.750	0.063	4
300-0700	●	-	50	-	1.778	0.07000	0.500	1.750	0.063	4
300-0709	●	-	-	-	1.800	0.07087	0.500	1.750	0.063	4
300-0730	●	-	49	-	1.854	0.07300	0.500	1.750	0.063	4
300-0748	●	-	-	-	1.900	0.07480	0.500	1.750	0.063	4
300-0760	●	-	48	-	1.930	0.07600	0.500	1.750	0.063	4
300-0781	●	5/64	-	-	1.984	0.07813	0.500	1.750	0.063	4
300-0785	●	-	47	-	1.994	0.07850	0.500	1.750	0.063	4
300-0787	●	-	-	-	2.000	0.07874	0.500	1.750	0.063	4
300-0810	●	-	46	-	2.057	0.08100	0.500	2.000	0.078	4
300-0820	●	-	45	-	2.083	0.08200	0.500	2.000	0.078	4
300-0827	●	-	-	-	2.100	0.08268	0.500	2.000	0.078	4
300-0860	●	-	44	-	2.184	0.08600	0.500	2.000	0.078	4
300-0866	●	-	-	-	2.200	0.08661	0.500	2.000	0.078	4
300-0890	●	-	43	-	2.261	0.08900	0.500	2.000	0.078	4
300-0906	●	-	-	-	2.300	0.09055	0.500	2.000	0.078	4
300-0935	●	-	42	-	2.375	0.09350	0.500	2.000	0.078	4
300-0938	●	3/32	-	-	2.381	0.09375	0.500	2.000	0.078	4
300-0945	●	-	-	-	2.400	0.09449	0.500	2.000	0.078	4
300-0960	●	-	41	-	2.438	0.09600	0.625	2.250	0.094	4
300-0980	●	-	40	-	2.489	0.09800	0.625	2.250	0.094	4
300-0984	●	-	-	-	2.500	0.09843	0.625	2.250	0.094	4
300-0995	●	-	39	-	2.527	0.09950	0.625	2.250	0.094	4
300-1015	●	-	38	-	2.578	0.10150	0.625	2.250	0.094	4
300-1024	●	-	-	-	2.600	0.10236	0.625	2.250	0.094	4
300-1040	●	-	37	-	2.642	0.10400	0.625	2.250	0.094	4

● Stocked ○ Available Upon Request; MOQ May Apply ▲ Globally Stocked



CONTINUED

P					M			K	N		S		H			
Steel					Stainless Steel			Cast Iron	Non-Ferrous		HRSA		Hardened Steel			
Carbon Steel			Alloy Steel	Die Steel	Aluminum		Nickel Alloy		Titanium							
Low	Medium	High			6061	Casting				Inconel	6Al4V (30 HRC)	~35 HRC	35-45 HRC	45-50 HRC	50-70 HRC	
1010	1035	1065	4140	4340	300	400	17-4 PH	6061	7075	Casting	Inconel	6Al4V (30 HRC)	~35 HRC	35-45 HRC	45-50 HRC	50-70 HRC
○	○		○		○	○	○	○	○							

○ Good ⊗ Best






List 300D (Continued)

OSG CARBIDE CHUCKING REAMER

SPEED FEED	CARBIDE	BR	0°	PACKED
341				1 PIECE

Cutting Diameter Tolerance		
Size (mm)	mm	Inch
0.80mm-6.45mm	+0.025/+0.0102	+0.001/+0.0004
6.451mm-13mm	+0.025/+0.0127	+0.001/+0.0005



EDP Number		Diameter (D)					Flute Length FL (mm)	Overall Length L (mm)	Shank Diameter d (mm)	Number of Flutes
		Fractional Size	Wire Gage	Letter Size	mm	Inch				
300-1063	●	-	-	-	2.700	0.10630	0.625	2.250	0.094	4
300-1065	●	-	36	-	2.705	0.10650	0.625	2.250	0.094	4
300-1094	●	7/64	-	-	2.778	0.10938	0.625	2.250	0.094	4
300-1100	●	-	35	-	2.794	0.11000	0.625	2.250	0.094	4
300-1102	●	-	-	-	2.800	0.11024	0.625	2.250	0.094	4
300-1110	●	-	34	-	2.819	0.11100	0.625	2.250	0.094	4
300-1130	●	-	33	-	2.870	0.11300	0.625	2.250	0.094	4
300-1142	●	-	-	-	2.900	0.11417	0.625	2.250	0.109	4
300-1160	●	-	32	-	2.946	0.11600	0.625	2.250	0.109	4
300-1181	●	-	-	-	3.000	0.11811	0.625	2.250	0.109	4
300-1200	●	-	31	-	3.048	0.12000	0.625	2.250	0.109	4
300-1220	●	-	-	-	3.100	0.12205	0.625	2.250	0.109	4
300-1250	●	1/8	-	-	3.175	0.12500	0.625	2.250	0.109	4
300-1260	●	-	-	-	3.200	0.12598	0.625	2.250	0.109	4
300-1285	●	-	30	-	3.264	0.12850	0.625	2.250	0.109	4
300-1299	●	-	-	-	3.300	0.12992	0.750	2.500	0.125	4
300-1339	●	-	-	-	3.400	0.13386	0.750	2.500	0.125	4
300-1360	●	-	29	-	3.454	0.13600	0.750	2.500	0.125	4
300-1378	●	-	-	-	3.500	0.13780	0.750	2.500	0.125	4
300-1405	●	-	28	-	3.569	0.14050	0.750	2.500	0.125	4
300-1406	●	9/64	-	-	3.572	0.14063	0.750	2.500	0.125	4
300-1417	●	-	-	-	3.600	0.14173	0.750	2.500	0.125	4
300-1440	●	-	27	-	3.658	0.14400	0.750	2.500	0.125	4
300-1457	●	-	-	-	3.700	0.14567	0.750	2.500	0.141	4
300-1470	●	-	26	-	3.734	0.14700	0.750	2.500	0.141	4
300-1495	●	-	25	-	3.797	0.14950	0.750	2.500	0.141	4
300-1496	●	-	-	-	3.800	0.14960	0.750	2.500	0.141	4
300-1520	●	-	24	-	3.861	0.15200	0.750	2.500	0.141	4
300-1535	●	-	-	-	3.900	0.15354	0.750	2.500	0.141	4
300-1540	●	-	23	-	3.912	0.15400	0.750	2.500	0.141	4
300-1562	●	5/32	-	-	3.969	0.15625	0.750	2.500	0.141	4
300-1570	●	-	22	-	3.988	0.15700	0.750	2.500	0.141	4
300-1575	●	-	-	-	4.000	0.15748	0.750	2.500	0.141	4
300-1590	●	-	21	-	4.039	0.15900	0.750	2.500	0.141	4
300-1610	●	-	20	-	4.089	0.16100	0.875	2.750	0.156	4
300-1614	●	-	-	-	4.100	0.16142	0.875	2.750	0.156	4
300-1654	●	-	-	-	4.200	0.16535	0.875	2.750	0.156	4
300-1660	●	-	19	-	4.216	0.16600	0.875	2.750	0.156	4
300-1693	●	-	-	-	4.300	0.16929	0.875	2.750	0.156	4
300-1695	●	-	18	-	4.305	0.16950	0.875	2.750	0.156	4
300-1719	●	11/64	-	-	4.366	0.17188	0.875	2.750	0.156	4
300-1730	●	-	17	-	4.394	0.17300	0.875	2.750	0.156	4
300-1732	●	-	-	-	4.400	0.17323	0.875	2.750	0.156	4
300-1770	●	-	16	-	4.496	0.17700	0.875	2.750	0.172	4
300-1772	●	-	-	-	4.500	0.17720	0.875	2.750	0.172	4
300-1800	●	-	15	-	4.572	0.18000	0.875	2.750	0.172	4
300-1811	●	-	-	-	4.600	0.18110	0.875	2.750	0.172	4
300-1820	●	-	14	-	4.623	0.18200	0.875	2.750	0.172	4
300-1850	●	-	13	-	4.699	0.18500	0.875	2.750	0.172	4
300-1875	●	3/16	-	-	4.763	0.18750	0.875	2.750	0.172	4
300-1890	●	-	12	-	4.801	0.18900	0.875	2.750	0.172	4
300-1910	●	-	11	-	4.851	0.19100	1.000	3.000	0.188	4

● Stocked ○ Available Upon Request; MOQ May Apply ▲ Globally Stocked



ABOUT OSG

DRILLING

THREADING

MILLING

HOLDERS

INDEX



List 300D (Continued)

OSG CARBIDE CHUCKING REAMER

SPEED FEED 341	CARBIDE	BR	0°	PACKED 1 PIECE
--------------------------	----------------	-----------	-----------	--------------------------

EDP Number		Diameter (D)					Flute Length	Overall Length	Shank Diameter	Number of Flutes
		Fractional Size	Wire Gage	Letter Size	mm	Inch	FL (mm)	L (mm)	d (mm)	
300-1929	●	-	-	-	4.900	0.19291	0.875	2.750	0.188	4
300-1935	●	-	10	-	4.915	0.19350	0.875	2.750	0.188	4
300-1960	●	-	9	-	4.978	0.19600	1.000	3.000	0.188	4
300-1969	●	-	-	-	5.000	0.19685	1.000	3.000	0.188	4
300-1990	●	-	8	-	5.055	0.19900	1.000	3.000	0.188	4
300-2008	●	-	-	-	5.100	0.20079	1.000	3.000	0.188	4
300-2010	●	-	7	-	5.105	0.20100	1.000	3.000	0.188	4
300-2031	●	13/64	-	-	5.159	0.20313	1.000	3.000	0.188	4
300-2040	●	-	6	-	5.182	0.20400	1.000	3.000	0.188	4
300-2047	●	-	-	-	5.200	0.20472	1.000	3.000	0.188	4
300-2055	●	-	5	-	5.220	0.20550	1.000	3.000	0.188	4
300-2087	●	-	-	-	5.300	0.20866	1.000	3.000	0.188	4
300-2090	●	-	4	-	5.309	0.20900	1.000	3.000	0.188	4
300-2126	●	-	-	-	5.400	0.21260	1.000	3.000	0.188	4
300-2130	●	-	3	-	5.410	0.21300	1.000	3.000	0.188	4
300-2165	●	-	-	-	5.500	0.21654	1.000	3.000	0.188	4
300-2188	●	7/32	-	-	5.556	0.21875	1.000	3.000	0.188	4
300-2205	●	-	-	-	5.600	0.22047	1.000	3.000	0.188	4
300-2210	●	-	2	-	5.613	0.22100	1.000	3.000	0.188	4
300-2244	●	-	-	-	5.700	0.22441	1.000	3.000	0.219	4
300-2280	●	-	1	-	5.791	0.22800	1.000	3.000	0.219	4
300-2283	●	-	-	-	5.800	0.22835	1.000	3.000	0.219	4
300-2323	●	-	-	-	5.900	0.23228	1.000	3.000	0.219	4
300-2340	●	-	-	A	5.944	0.23400	1.000	3.000	0.219	4
300-2344	●	15/64	-	-	5.953	0.23438	1.000	3.000	0.219	4
300-2362	●	-	-	-	6.000	0.23622	1.000	3.000	0.219	4
300-2380	●	-	-	B	6.045	0.23800	1.000	3.000	0.219	4
300-2402	●	-	-	-	6.100	0.24016	1.000	3.000	0.219	4
300-2420	●	-	-	C	6.147	0.24200	1.000	3.000	0.219	4
300-2441	●	-	-	-	6.200	0.24409	0.984	2.990	0.219	4
300-2460	●	-	-	D	6.248	0.24600	1.000	3.000	0.219	4
300-2480	●	-	-	-	6.300	0.24803	1.000	3.000	0.219	4
300-2500	●	1/4	-	E	6.350	0.25000	1.000	3.000	0.219	4
300-2520	●	-	-	-	6.400	0.25197	1.142	3.268	0.250	4
300-2559	●	-	-	-	6.500	0.25591	1.125	3.250	0.250	6
300-2570	●	-	-	F	6.528	0.25700	1.125	3.250	0.250	6
300-2598	●	-	-	-	6.600	0.25984	1.125	3.250	0.250	6
300-2610	●	-	-	G	6.629	0.26100	1.125	3.250	0.250	6
300-2638	●	-	-	-	6.700	0.26378	1.125	3.250	0.250	6
300-2656	●	17/64	-	-	6.747	0.26563	1.125	3.250	0.250	6
300-2660	●	-	-	H	6.756	0.26600	1.125	3.250	0.250	6
300-2677	●	-	-	-	6.800	0.26772	1.125	3.250	0.250	6
300-2717	●	-	-	-	6.900	0.27165	1.125	3.250	0.250	6
300-2720	●	-	-	I	6.909	0.27200	1.125	3.250	0.250	6
300-2756	●	-	-	-	7.000	0.27559	1.125	3.250	0.250	6
300-2770	●	-	-	J	7.036	0.27700	1.125	3.250	0.250	6
300-2795	●	-	-	-	7.100	0.27953	1.125	3.250	0.250	6
300-2810	●	-	-	K	7.137	0.28100	1.125	3.250	0.250	6

● Stocked ○ Available Upon Request; MOQ May Apply ▲ Globally Stocked



CONTINUED ➔

P					M			K	N		S		H			
Steel					Stainless Steel			Cast Iron	Non-Ferrous		HRSA		Hardened Steel			
Carbon Steel			Alloy Steel	Die Steel	300	400	17-4 PH		Aluminum		Nickel Alloy	Titanium				
Low	Medium	High							6061	Casting			Inconel	6Al4V (30 HRC)	~35 HRC	35-45 HRC
1010	1035	1065	4140	4340	○	○	○	○	○	○						
1018	1045				○	○	○	○	○	○						

○ Good ⊙ Best



ABOUT OSG
DRILLING
THREADING
MILLING
HOLDERS
INDEX




List 300D (Continued)

OSG CARBIDE CHUCKING REAMER

SPEED FEED	CARBIDE	BR	0°	PACKED
341				1 PIECE

Cutting Diameter Tolerance		
Size (mm)	mm	Inch
0.80mm-6.45mm	+0.025/+0.0102	+0.001/+0.004
6.451mm-13mm	+0.025/+0.0127	+0.001/+0.005



EDP Number		Diameter (D)					Flute Length FL (mm)	Overall Length L (mm)	Shank Diameter d (mm)	Number of Flutes
		Fractional Size	Wire Gage	Letter Size	mm	Inch				
300-2812	●	9/32	-	-	7.144	0.28125	1.125	3.250	0.250	6
300-2835	●	-	-	-	7.200	0.28346	1.125	3.250	0.250	6
300-2874	●	-	-	-	7.300	0.28740	1.125	3.250	0.281	6
300-2900	●	-	-	L	7.366	0.29000	1.125	3.250	0.281	6
300-2913	●	-	-	-	7.400	0.29134	1.125	3.250	0.281	6
300-2950	●	-	-	M	7.493	0.29500	1.125	3.250	0.281	6
300-2953	●	-	-	-	7.500	0.29528	1.125	3.250	0.281	6
300-2969	●	19/64	-	-	7.541	0.29688	1.125	3.250	0.281	6
300-2992	●	-	-	-	7.600	0.29921	1.125	3.250	0.281	6
300-3020	●	-	-	N	7.671	0.30200	1.125	3.250	0.281	6
300-3031	●	-	-	-	7.700	0.30315	1.125	3.250	0.281	6
300-3071	●	-	-	-	7.800	0.30709	1.125	3.250	0.281	6
300-3110	●	-	-	-	7.900	0.31102	1.125	3.250	0.281	6
300-3125	●	5/16	-	-	7.938	0.31250	1.125	3.250	0.281	6
300-3150	●	-	-	-	8.000	0.31496	1.125	3.250	0.281	6
300-3160	●	-	-	O	8.026	0.31600	1.250	3.500	0.313	6
300-3189	●	-	-	-	8.100	0.31890	1.250	3.500	0.313	6
300-3228	●	-	-	-	8.200	0.32283	1.250	3.500	0.313	6
300-3230	●	-	-	P	8.204	0.32300	1.250	3.500	0.313	6
300-3268	●	-	-	-	8.300	0.32677	1.250	3.500	0.313	6
300-3281	●	21/64	-	-	8.334	0.32813	1.250	3.500	0.313	6
300-3307	●	-	-	-	8.400	0.33071	1.250	3.500	0.313	6
300-3320	●	-	-	Q	8.433	0.33200	1.250	3.500	0.313	6
300-3346	●	-	-	-	8.500	0.33465	1.250	3.500	0.313	6
300-3386	●	-	-	-	8.600	0.33858	1.250	3.500	0.313	6
300-3390	●	-	-	R	8.611	0.33900	1.250	3.500	0.313	6
300-3425	●	-	-	-	8.700	0.34252	1.250	3.500	0.313	6
300-3438	●	11/32	-	-	8.733	0.34380	1.250	3.500	0.313	6
300-3465	●	-	-	-	8.800	0.34646	1.250	3.500	0.313	6
300-3480	●	-	-	S	8.839	0.34800	1.250	3.500	0.313	6
300-3504	●	-	-	-	8.900	0.35039	1.250	3.500	0.313	6
300-3543	●	-	-	-	9.000	0.35433	1.250	3.500	0.313	6
300-3580	●	-	-	T	9.093	0.35800	1.250	3.500	0.313	6
300-3583	●	-	-	-	9.100	0.35827	1.250	3.500	0.313	6
300-3594	●	23/64	-	-	9.128	0.35938	1.250	3.500	0.313	6
300-3622	●	-	-	-	9.200	0.36220	1.250	3.500	0.359	6
300-3661	●	-	-	-	9.300	0.36614	1.250	3.500	0.359	6
300-3680	●	-	-	U	9.347	0.36800	1.250	3.500	0.359	6
300-3701	●	-	-	-	9.400	0.37008	1.250	3.500	0.359	6
300-3740	●	-	-	-	9.500	0.37402	1.250	3.500	0.359	6
300-3750	●	3/8	-	-	9.525	0.37500	1.250	3.500	0.359	6
300-3770	●	-	-	V	9.576	0.37700	1.250	3.500	0.359	6
300-3780	●	-	-	-	9.600	0.37795	1.250	3.500	0.359	6
300-3819	●	-	-	-	9.700	0.38189	1.250	3.500	0.359	6
300-3858	●	-	-	-	9.800	0.38583	1.250	3.500	0.359	6
300-3860	●	-	-	W	9.804	0.38600	1.250	3.500	0.359	6
300-3898	●	-	-	-	9.900	0.38976	1.250	3.500	0.375	6
300-3906	●	25/64	-	-	9.922	0.39063	1.250	3.500	0.375	6
300-3937	●	-	-	-	10.000	0.39370	1.250	3.500	0.375	6
300-3970	●	-	-	X	10.084	0.39700	1.250	3.500	0.375	6
300-3976	●	-	-	-	10.100	0.39764	1.250	3.500	0.375	6
300-4016	●	-	-	-	10.200	0.40157	1.250	3.500	0.375	6

● Stocked ○ Available Upon Request; MOQ May Apply ▲ Globally Stocked



ABOUT OSG

DRILLING

THREADING

MILLING

HOLDERS

INDEX



List 300D (Continued)

OSG CARBIDE CHUCKING REAMER

SPEED FEED 341	CARBIDE	BR	0°	PACKED 1 PIECE
-------------------	---------	----	----	-------------------

EDP Number		Diameter (D)					Flute Length	Overall Length	Shank Diameter	Number of Flutes
		Fractional Size	Wire Gage	Letter Size	mm	Inch	FL (mm)	L (mm)	d (mm)	
300-4040	●	-	-	Y	10.262	0.40400	1.250	3.500	0.375	6
300-4055	●	-	-	-	10.300	0.40551	1.250	3.500	0.375	6
300-4062	●	13/32	-	-	10.319	0.40625	1.250	3.500	0.375	6
300-4094	●	-	-	-	10.400	0.40945	1.250	3.500	0.375	6
300-4130	●	-	-	Z	10.490	0.41300	1.250	3.500	0.375	6
300-4134	●	-	-	-	10.500	0.41339	1.250	3.500	0.375	6
300-4173	●	-	-	-	10.600	0.41732	1.375	3.750	0.375	6
300-4213	●	-	-	-	10.700	0.42126	1.375	3.750	0.375	6
300-4219	●	27/64	-	-	10.716	0.42188	1.375	3.750	0.375	6
300-4252	●	-	-	-	10.800	0.42520	1.375	3.750	0.375	6
300-4291	●	-	-	-	10.900	0.42913	1.375	3.750	0.375	6
300-4331	●	-	-	-	11.000	0.43307	1.378	3.750	0.375	6
300-4370	●	-	-	-	11.100	0.43701	1.375	3.750	0.375	6
300-4375	●	7/16	-	-	11.113	0.43750	1.375	3.750	0.375	6
300-4409	●	-	-	-	11.200	0.44094	1.375	3.750	0.375	6
300-4449	●	-	-	-	11.300	0.44488	1.375	3.750	0.375	6
300-4488	●	-	-	-	11.400	0.44882	1.375	3.750	0.375	6
300-4528	●	-	-	-	11.500	0.45276	1.375	3.750	0.375	6
300-4531	●	29/64	-	-	11.509	0.45313	1.375	3.750	0.438	6
300-4567	●	-	-	-	11.600	0.45669	1.375	3.750	0.438	6
300-4606	●	-	-	-	11.700	0.46063	1.375	3.750	0.438	6
300-4646	●	-	-	-	11.800	0.46457	1.375	3.750	0.438	6
300-4685	●	-	-	-	11.900	0.46850	1.375	3.750	0.438	6
300-4688	●	15/32	-	-	11.906	0.46875	1.375	3.750	0.438	6
300-4724	●	-	-	-	12.000	0.47244	1.375	3.750	0.438	6
300-4764	●	-	-	-	12.100	0.47638	1.500	4.000	0.438	6
300-4803	●	-	-	-	12.200	0.48031	1.500	4.000	0.438	6
300-4843	●	-	-	-	12.300	0.48425	1.500	4.000	0.438	6
300-4844	●	31/64	-	-	12.303	0.48438	1.500	4.000	0.438	6
300-4882	●	-	-	-	12.400	0.48819	1.500	4.000	0.438	6
300-4921	●	-	-	-	12.500	0.49213	1.500	4.000	0.438	6
300-4961	●	-	-	-	12.600	0.49606	1.500	4.000	0.438	6
300-5000	●	1/2	-	-	12.700	0.50000	1.500	4.000	0.438	6
300-5079	●	-	-	-	12.900	0.50787	1.500	4.000	0.438	6
300-5118	●	-	-	-	13.000	0.51181	1.500	4.000	0.438	6

● Stocked ○ Available Upon Request; MOQ May Apply ▲ Globally Stocked



P					M			K	N		S		H			
Steel					Stainless Steel			Cast Iron	Non-Ferrous		HRSA		Hardened Steel			
Carbon Steel			Alloy Steel	Die Steel	Aluminum		Nickel Alloy		Titanium							
Low	Medium	High			6061	Casting				Inconel	6Al4V (30 HRC)	~35 HRC	35-45 HRC	45-50 HRC	50-70 HRC	
1010	1035	1065	4140	4340	300	400	17-4 PH	7075								
○	○		○		○	○	○	○	○							

○ Good ⊙ Best





List 700

OSG CARBIDE COUNTERSINK

CARBIDE	BR	1 FLUTE	21°	PACKED 1 PIECE
---------	----	---------	-----	-------------------



EDP Number		Diameter		Overall Length	Shank Diameter	Point Angle
		D (in)	D (in)	L (in)	d (in)	α
700-1250	●	1/8	0.12500	1.500	0.125	60
700-1251	●	1/8	0.12500	1.500	0.125	82
700-1252	●	1/8	0.12500	1.500	0.125	90
700-1871	●	3/16	0.18750	2	0.188	60
700-1872	●	3/16	0.18750	2	0.188	82
700-1875	●	3/16	0.18750	2	0.188	90
700-2500	●	1/4	0.25000	2	0.250	60
700-2501	●	1/4	0.25000	2	0.250	82
700-2502	●	1/4	0.25000	2	0.250	90
700-3750	●	3/8	0.37500	2.563	0.250	60
700-3751	●	3/8	0.37500	2.438	0.250	82
700-3752	●	3/8	0.37500	2.438	0.250	90
700-5000	●	1/2	0.50000	2.625	0.250	60
700-5001	●	1/2	0.50000	2.625	0.250	82
700-5002	●	1/2	0.50000	2.625	0.250	90
700-6250	●	5/8	0.62500	2.813	0.250	60
700-6251	●	5/8	0.62500	2.625	0.250	82
700-6252	●	5/8	0.62500	2.625	0.250	90
700-6253	●	5/8	0.62500	3.063	0.375	60
700-6254	●	5/8	0.62500	2.875	0.375	82
700-6255	●	5/8	0.62500	2.875	0.375	90
700-7500	●	3/4	0.75000	3	0.375	60
700-7501	●	3/4	0.75000	2.875	0.375	82
700-7502	●	3/4	0.75000	2.875	0.375	90
700-1000	●	1	1.00000	3.250	0.500	60
700-1001	●	1	1.00000	3	0.500	82
700-1002	●	1	1.00000	3	0.500	90

● Stocked ○ Available Upon Request; MOQ May Apply ▲ Globally Stocked
 Note: D ≥ 3/8" With brazed steel shank.



P					M			K	N		S		H						
Steel					Stainless Steel			Cast Iron	Non-Ferrous		HRSA		Hardened Steel						
Carbon Steel			Alloy Steel	Die Steel					Aluminum		Nickel Alloy	Titanium							
Low	Medium	High							6061	Casting			Inconel	6Al4V (30 HRC)	~35 HRC	35-45 HRC	45-50 HRC	50-70 HRC	
1010	1018	1035	1045	1065	4140	4340	300	400	17-4 PH	6061	7075								
○	○				○					○	○								

○ Good ⊗ Best



List 701

OSG CARBIDE COUNTERSINK, Multiple Flute

CARBIDE	BR	5°	PACKED 1 PIECE
---------	----	----	-------------------



EDP Number		Diameter		Overall Length	Shank Diameter	Point Angle	Number of Flutes
		D (in)	D (in)	L (in)	d (in)	α	
701-2500	●	1/4	0.25000	2.000	0.250	60	18
701-2501	●	1/4	0.25000	2.000	0.250	82	18
701-2502	●	1/4	0.25000	2.000	0.250	90	18
701-3750	●	3/8	0.37500	2.188	0.250	60	20
701-3751	●	3/8	0.37500	2.313	0.250	82	20
701-3752	●	3/8	0.37500	2.313	0.250	90	20
701-5000	●	1/2	0.50000	2.313	0.250	60	24
701-5001	●	1/2	0.50000	2.125	0.250	82	24
701-5002	●	1/2	0.50000	2.125	0.250	90	24
701-6250	●	5/8	0.62500	3.000	0.375	60	30
701-6251	●	5/8	0.62500	2.875	0.375	82	30
701-6252	●	5/8	0.62500	2.875	0.375	90	30
701-7500	●	3/4	0.75000	3.000	0.375	60	36
701-7501	●	3/4	0.75000	2.875	0.375	82	36
701-7502	●	3/4	0.75000	2.875	0.375	90	36
701-1000	●	1	1.00000	3.000	0.500	60	46
701-1001	●	1	1.00000	3.000	0.500	82	46
701-1002	●	1	1.00000	3.000	0.500	90	46

● Stocked ○ Available Upon Request; MOQ May Apply ▲ Globally Stocked
Note: D ≥ 3/8 With brazed steel shank.



P					M			K	N		S		H			
Steel					Stainless Steel			Cast Iron	Non-Ferrous		HRSA		Hardened Steel			
Carbon Steel			Alloy Steel	Die Steel	Aluminum		Nickel Alloy		Titanium							
Low	Medium	High			6061	Casting				Inconel	6Al4V (30 HRC)	~35 HRC	35-45 HRC	45-50 HRC	50-70 HRC	
1010	1035	1065	4140	4340	300	400	17-4 PH	6061	7075				○	○	○	
1018	1045												○	○	○	

○ Good ⊙ Best






List 706

OSG CARBIDE COUNTERSINK

CARBIDE	BR	6 FLUTE	0°	PACKED 1 PIECE
---------	----	---------	----	-------------------



EDP Number		Diameter		Overall Length	Shank Diameter	Point Angle
		D (in)	D (in)	L (in)	d (in)	α
706-2500-060	●	1/4	0.25000	2.000	0.250	60
706-2500-082	●	1/4	0.25000	2.000	0.250	82
706-2500-090	●	1/4	0.25000	2.000	0.250	90
706-3750-060	●	3/8	0.37500	2.500	0.250	60
706-3750-082	●	3/8	0.37500	2.375	0.250	82
706-3750-090	●	3/8	0.37500	2.375	0.250	90
706-5000-060	●	1/2	0.50000	2.625	0.250	60
706-5000-082	●	1/2	0.50000	2.500	0.250	82
706-5000-090	●	1/2	0.50000	2.500	0.250	90
706-6250-060	●	5/8	0.62500	3.000	0.375	60
706-6250-082	●	5/8	0.62500	2.875	0.375	82
706-6250-090	●	5/8	0.62500	2.875	0.375	90
706-7500-060	●	3/4	0.75000	3.000	0.375	60
706-7500-082	●	3/4	0.75000	2.875	0.375	82
706-7500-090	●	3/4	0.75000	2.875	0.375	90
706-1000-060	●	1	1.00000	3.250	0.500	60
706-1000-082	●	1	1.00000	3.000	0.500	82
706-1000-090	●	1	1.00000	3.000	0.500	90

● Stocked ○ Available Upon Request; MOQ May Apply ▲ Globally Stocked
 Note: D ≥ 3/8 With brazed steel shank.



P					M			K	N		S		H				
Steel					Stainless Steel			Cast Iron	Non-Ferrous		HRSA		Hardened Steel				
Carbon Steel			Alloy Steel	Die Steel	Aluminum		Nickel Alloy		Titanium								
Low	Medium	High			6061	Casting				Inconel	6Al4V (30 HRC)	~35 HRC	35-45 HRC	45-50 HRC	50-70 HRC		
1010	1035	1065	4140	4340	300	400	17-4 PH	6061	7075								
○	○		○					○	○								

○ Good ⊗ Best

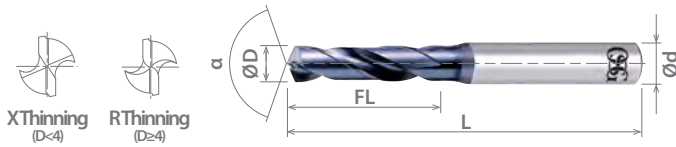




List 1900

V-SERIES-VPH-GDS

SPEED FEED 342-343	XPM	V	2 FLUTE	STUB	30°	PACKED 1 PIECE
------------------------------	------------	----------	----------------	-------------	------------	--------------------------



Cutting Diameter Tolerance (h8)		
Size (mm)	mm	inch
0.5 ≤ D ≤ 3	+0 / -0.014	+0 / -0.0006
3 < D ≤ 6	+0 / -0.018	+0 / -0.0007
6 < D ≤ 10	+0 / -0.022	+0 / -0.0009
10 < D ≤ 18	+0 / -0.027	+0 / -0.0011
18 < D ≤ 20	+0 / -0.033	+0 / -0.0013

EDP Number		Diameter (D)					Flute Length	Overall Length	Shank Diameter	Point Angle
		Fractional Size	Wire Gage	Letter Size	mm	Inch	FL (mm)	L (mm)	d (mm)	α
8599005	●	-	-	-	0.500	0.01969	3.00	38.00	3.00	130
8608055	●	-	-	-	0.550	0.02165	3.50	38.00	3.00	130
8608056	●	-	-	-	0.560	0.02205	3.50	38.00	3.00	130
8608057	●	-	-	-	0.570	0.02244	3.50	38.00	3.00	130
8599006	●	-	-	-	0.600	0.02362	3.50	38.00	3.00	130
8608061	●	-	-	-	0.610	0.02402	4.00	38.00	3.00	130
8608063	●	-	-	-	0.630	0.02480	4.00	38.00	4.00	130
8608065	●	-	-	-	0.650	0.02559	4.00	38.00	3.00	130
8608066	●	-	-	-	0.660	0.02598	4.00	38.00	3.00	130
8608068	●	-	-	-	0.680	0.02677	4.50	38.00	3.00	130
8608069	●	-	-	-	0.690	0.02717	4.50	38.00	3.00	130
8599007	●	-	-	-	0.700	0.02756	4.50	38.00	3.00	130
8608071	●	-	-	-	0.710	0.02795	4.50	38.00	3.00	130
8608074	●	-	-	-	0.740	0.02913	4.50	38.00	4.00	130
8608075	●	-	-	-	0.750	0.02953	4.50	38.00	3.00	130
8599008	●	-	-	-	0.800	0.03150	5.00	38.00	3.00	130
8608082	●	-	-	-	0.820	0.03228	5.00	38.00	4.00	130
8608083	●	-	-	-	0.830	0.03268	5.00	38.00	5.00	130
8608085	●	-	-	-	0.850	0.03346	5.00	38.00	3.00	130
8608088	●	-	-	-	0.880	0.03465	5.50	38.00	3.00	130
8608089	●	-	-	-	0.890	0.03504	5.50	38.00	3.00	130
8599009	●	-	-	-	0.900	0.03543	5.50	38.00	3.00	130
8608094	●	-	-	-	0.940	0.03701	5.50	38.00	3.00	130
8608095	●	-	-	-	0.950	0.03740	5.50	38.00	3.00	130
8608099	●	-	-	-	0.990	0.03898	6.00	38.00	3.00	130
8599010	●	-	-	-	1.000	0.03937	6.00	38.00	3.00	130
8608102	●	-	-	-	1.020	0.04016	6.00	38.00	3.00	130
8608104	●	-	-	-	1.040	0.04094	6.00	38.00	3.00	130
8608105	●	-	-	-	1.050	0.04134	6.00	38.00	4.00	130
8608106	●	-	-	-	1.060	0.04173	6.00	38.00	5.00	130
8608107	●	-	-	-	1.070	0.04213	7.00	39.00	3.00	130
8608109	●	-	-	-	1.090	0.04291	7.00	39.00	3.00	130
8608113	●	-	-	-	1.130	0.04449	7.00	39.00	4.00	130
8608114	●	-	-	-	1.140	0.04488	7.00	39.00	5.00	130
8608118	●	-	-	-	1.180	0.04646	7.00	39.00	3.00	130
8608119	●	-	-	-	1.190	0.04685	8.00	40.00	3.00	130
8608122	●	-	-	-	1.220	0.04803	8.00	40.00	3.00	130
8608124	●	-	-	-	1.240	0.04882	8.00	40.00	3.00	130
8608125	●	-	-	-	1.250	0.04921	8.00	40.00	3.00	130
8608126	●	-	-	-	1.260	0.04961	8.00	40.00	3.00	130
8608127	●	-	-	-	1.270	0.05000	8.00	40.00	3.00	130
8608128	●	-	-	-	1.280	0.05039	8.00	40.00	3.00	130
8608129	●	-	-	-	1.290	0.05079	8.00	40.00	3.00	130

● Stocked ○ Available Upon Request; MOQ May Apply ▲ Globally Stocked



CONTINUED

P					M			K	N		S		H				
Steel					Stainless Steel			Cast Iron	Non-Ferrous		HRSA		Hardened Steel				
Carbon Steel			Alloy Steel	Die Steel	300	400	17-4 PH		Aluminum		Nickel Alloy	Titanium					
Low	Medium	High						6061	7075	Casting			Inconel	6Al4V (30 HRC)	~35 HRC	35-45 HRC	45-50 HRC
1010	1035	1065	4140	4340	○	○	○	○	○	○	○	○	○	○	○	○	○
1018	1045	1065	4140	4340	○	○	○	○	○	○	○	○	○	○	○	○	○

○ Good ○ Best

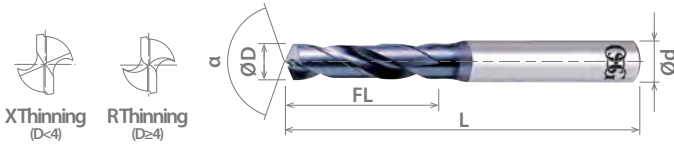




List 1900 (Continued)

V-SERIES-VPH-GDS

SPEED FEED 342-343	XPM	V	2 FLUTE	STUB	30°	PACKED 1 PIECE
------------------------------	------------	----------	----------------	-------------	------------	--------------------------



Cutting Diameter Tolerance (h8)		
Size (mm)	mm	inch
0.5 ≤ D ≤ 3	+0 / -0.014	+0 / -0.0006
3 < D ≤ 6	+0 / -0.018	+0 / -0.0007
6 < D ≤ 10	+0 / -0.022	+0 / -0.0009
10 < D ≤ 18	+0 / -0.027	+0 / -0.0011
18 < D ≤ 20	+0 / -0.033	+0 / -0.0013

EDP Number		Diameter (D)					Flute Length	Overall Length	Shank Diameter	Point Angle
		Fractional Size	Wire Gage	Letter Size	mm	Inch	FL (mm)	L (mm)	d (mm)	α
8599013	●	-	-	-	1.300	0.05118	8.00	40.00	3.00	130
8608131	●	-	-	-	1.310	0.05157	8.00	40.00	3.00	130
8608132	●	-	-	-	1.320	0.05197	8.00	40.00	3.00	130
8599014	●	-	-	-	1.400	0.05512	9.00	41.00	3.00	130
8608146	●	-	-	-	1.460	0.05748	9.00	41.00	3.00	130
8608147	●	-	-	-	1.470	0.05787	9.00	41.00	3.00	130
8608148	●	-	-	-	1.480	0.05827	9.00	41.00	3.00	130
8599015	●	-	-	-	1.500	0.05906	9.00	41.00	3.00	130
8608151	●	-	-	-	1.510	0.05945	10.00	42.00	3.00	130
8608153	●	-	-	-	1.530	0.06024	10.00	42.00	3.00	130
8608155	●	-	-	-	1.550	0.06102	10.00	42.00	3.00	130
8608159	●	-	-	-	1.590	0.06260	10.00	42.00	3.00	130
8608161	●	-	-	-	1.610	0.06339	10.00	42.00	3.00	130
8608162	●	-	-	-	1.620	0.06378	10.00	42.00	4.00	130
8608163	●	-	-	-	1.630	0.06417	10.00	42.00	5.00	130
8608164	●	-	-	-	1.640	0.06457	10.00	42.00	3.00	130
8608166	●	-	-	-	1.660	0.06535	10.00	42.00	3.00	130
8608169	●	-	-	-	1.690	0.06654	10.00	42.00	4.00	130
8599017	●	-	-	-	1.700	0.06693	10.00	42.00	3.00	130
8608176	●	-	-	-	1.760	0.06929	11.00	43.00	3.00	130
8608177	●	-	-	-	1.770	0.06969	11.00	43.00	3.00	130
8608178	●	-	-	-	1.780	0.07008	11.00	43.00	3.00	130
8599018	●	-	-	-	1.800	0.07087	11.00	43.00	3.00	130
8608182	●	-	-	-	1.820	0.07165	11.00	43.00	3.00	130
8608185	●	-	-	-	1.850	0.07283	11.00	43.00	3.00	130
8608193	●	-	-	-	1.930	0.07598	12.00	44.00	3.00	130
8608198	●	-	-	-	1.980	0.07795	12.00	44.00	3.00	130
8608199	●	-	-	-	1.990	0.07835	12.00	44.00	3.00	130
9599020	●	-	-	-	2.000	0.07874	12.00	44.00	3.00	130
8608203	●	-	-	-	2.030	0.07992	12.00	44.00	3.00	130
8608204	●	-	-	-	2.040	0.08031	12.00	44.00	4.00	130
8608206	●	-	-	-	2.060	0.08110	12.00	44.00	3.00	130
8608208	●	-	-	-	2.080	0.08189	12.00	44.00	3.00	130
9599021	●	-	-	-	2.100	0.08268	12.00	44.00	3.00	130
8608213	●	-	-	-	2.130	0.08386	13.00	45.00	3.00	130
8608215	●	-	-	-	2.150	0.08465	13.00	45.00	3.00	130
8608216	●	-	-	-	2.160	0.08504	13.00	45.00	3.00	130
8608218	●	-	-	-	2.180	0.08583	13.00	45.00	3.00	130
9599022	●	-	-	-	2.200	0.08661	13.00	45.00	3.00	130
8608222	●	-	-	-	2.220	0.08740	13.00	45.00	3.00	130
8608226	●	-	-	-	2.260	0.08898	13.00	45.00	3.00	130
9599023	●	-	-	-	2.300	0.09055	13.00	45.00	3.00	130
8608231	●	-	-	-	2.310	0.09094	13.00	45.00	4.00	130
8608233	●	-	-	-	2.330	0.09173	13.00	45.00	3.00	130
8608237	●	-	-	-	2.370	0.09331	14.00	46.00	3.00	130
8608238	●	-	-	-	2.380	0.09370	14.00	46.00	3.00	130
9599024	●	-	-	-	2.400	0.09449	14.00	46.00	3.00	130
8608244	●	-	-	-	2.440	0.09606	14.00	46.00	3.00	130
8608246	●	-	-	-	2.460	0.09685	14.00	46.00	4.00	130
8608249	●	-	-	-	2.490	0.09803	14.00	46.00	3.00	130
9599025	●	-	-	-	2.500	0.09843	14.00	46.00	3.00	130
8608253	●	-	-	-	2.530	0.09961	14.00	46.00	3.00	130

● Stocked ○ Available Upon Request; MOQ May Apply ▲ Globally Stocked



List 1900 (Continued)

V-SERIES-VPH-GDS

SPEED FEED 342-343	XPM	V	2 FLUTE	STUB	30°	PACKED 1 PIECE
------------------------------	------------	----------	----------------	-------------	------------	--------------------------

EDP Number		Diameter (D)					Flute Length	Overall Length	Shank Diameter	Point Angle
		Fractional Size	Wire Gage	Letter Size	mm	Inch	FL (mm)	L (mm)	d (mm)	α
8608258	●	-	-	-	2.580	0.10157	14.00	46.00	3.00	130
9599026	●	-	-	-	2.600	0.10236	14.00	46.00	3.00	130
8608264	●	-	-	-	2.640	0.10394	14.00	46.00	3.00	130
9599027	●	-	-	-	2.700	0.10630	16.00	46.00	3.00	130
8608271	●	-	-	-	2.710	0.10669	16.00	46.00	3.00	130
8608278	●	-	-	-	2.780	0.10945	16.00	46.00	3.00	130
8608279	●	-	-	-	2.790	0.10984	16.00	46.00	3.00	130
9599028	●	-	-	-	2.800	0.11024	16.00	48.00	3.00	130
8608281	●	-	-	-	2.810	0.11063	16.00	48.00	3.00	130
8608282	●	-	-	-	2.820	0.11102	16.00	48.00	3.00	130
8608287	●	-	-	-	2.870	0.11299	16.00	48.00	3.00	130
9599029	●	-	-	-	2.900	0.11417	16.00	48.00	3.00	130
8608295	●	-	-	-	2.950	0.11614	16.00	48.00	3.00	130
9599030	●	-	-	-	3.000	0.11811	16.00	48.00	3.00	130
8608305	●	-	-	-	3.050	0.12008	18.00	50.00	4.00	130
9599031	●	-	-	-	3.100	0.12205	18.00	50.00	4.00	130
8608318	●	1/8	-	-	3.180	0.12500	18.00	50.00	4.00	130
8608319	●	-	-	-	3.190	0.12559	18.00	50.00	4.00	130
9599032	●	-	-	-	3.200	0.12598	18.00	50.00	4.00	130
8608326	●	-	-	-	3.260	0.12835	18.00	50.00	4.00	130
9599033	●	-	-	-	3.300	0.12992	18.00	50.00	4.00	130
8608336	●	-	-	-	3.360	0.13228	20.00	52.00	4.00	130
9599034	●	-	-	-	3.400	0.13386	20.00	52.00	4.00	130
8608345	●	-	-	-	3.450	0.13583	20.00	52.00	4.00	130
9599035	●	-	-	-	3.500	0.13780	20.00	52.00	4.00	130
8608352	●	-	-	-	3.520	0.13858	20.00	52.00	4.00	130
8608357	●	-	-	-	3.570	0.14055	20.00	52.00	4.00	130
9599036	●	-	-	-	3.600	0.14173	20.00	52.00	4.00	130
8608366	●	-	-	-	3.660	0.14409	20.00	52.00	4.00	130
9599037	●	-	-	-	3.700	0.14567	20.00	52.00	4.00	130
8608373	●	-	-	-	3.730	0.14685	20.00	52.00	4.00	130
8608377	●	-	-	-	3.770	0.14843	22.00	54.00	4.00	130
9599038	●	-	-	-	3.800	0.14961	22.00	54.00	4.00	130
8608386	●	-	-	-	3.860	0.15197	22.00	54.00	4.00	130
9599039	●	-	-	-	3.900	0.15354	22.00	54.00	4.00	130
8608391	●	-	-	-	3.910	0.15394	22.00	54.00	4.00	130
8608397	●	-	-	-	3.970	0.15630	22.00	54.00	4.00	130
8608399	●	-	-	-	3.990	0.15709	22.00	54.00	4.00	130
9599040	●	-	-	-	4.000	0.15748	22.00	54.00	4.00	130
8608404	●	-	-	-	4.040	0.15906	22.00	66.00	6.00	130
8608409	●	-	-	-	4.090	0.16102	22.00	66.00	6.00	130
9599041	●	-	-	-	4.100	0.16142	22.00	66.00	6.00	130
8608415	●	-	-	-	4.150	0.16339	22.00	66.00	6.00	130
9599042	●	-	-	-	4.200	0.16535	22.00	66.00	6.00	130
8608422	●	-	-	-	4.220	0.16614	22.00	66.00	6.00	130
8608427	●	-	-	-	4.270	0.16811	24.00	68.00	6.00	130
9599043	●	-	-	-	4.300	0.16929	24.00	68.00	6.00	130
8608431	●	-	-	-	4.310	0.16969	24.00	68.00	6.00	130
8608437	●	11/64	-	-	4.370	0.17188	24.00	68.00	6.00	130

● Stocked ○ Available Upon Request; MOQ May Apply ▲ Globally Stocked



CONTINUED

P					M			K	N		S		H						
Steel					Stainless Steel			Cast Iron	Non-Ferrous		HRSA		Hardened Steel						
Carbon Steel			Alloy Steel	Die Steel	300	400	17-4 PH		Aluminum		Nickel Alloy	Titanium							
Low	Medium	High							6061	7075			Casting	Inconel	6Al4V	~35 HRC	35-45 HRC	45-50 HRC	50-70 HRC
1010	1035	1045	1065	4140				4340	300	400	17-4 PH	6061	7075	Casting	Inconel	6Al4V	(30 HRC)	~35 HRC	35-45 HRC
○	○	○	○	○	○	○	○	○	○	○	○	○	○	○	○	○	○	○	○

○ Good ○ Best

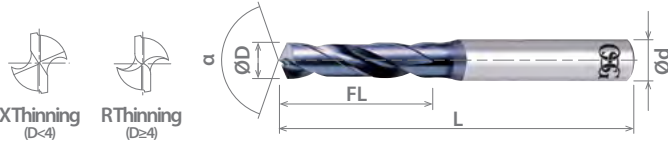




List 1900 (Continued)

V-SERIES-VPH-GDS

SPEED FEED 342-343	XPM	V	2 FLUTE	STUB	30°	PACKED 1 PIECE
-----------------------	-----	---	---------	------	-----	-------------------



Size (mm)	mm	inch
0.5 ≤ D ≤ 3	+0 / -0.014	+0 / -0.0006
3 < D ≤ 6	+0 / -0.018	+0 / -0.0007
6 < D ≤ 10	+0 / -0.022	+0 / -0.0009
10 < D ≤ 18	+0 / -0.027	+0 / -0.0011
18 < D ≤ 20	+0 / -0.033	+0 / -0.0013

ABOUT OSG

DRILLING

THREADING

MILLING

HOLDERS

INDEX

EDP Number		Diameter (D)					Flute Length	Overall Length	Shank Diameter	Point Angle
		Fractional Size	Wire Gage	Letter Size	mm	Inch	FL (mm)	L (mm)	d (mm)	α
8608439	●	-	-	-	4.390	0.17283	24.00	68.00	6.00	130
9599044	●	-	-	-	4.400	0.17323	24.00	68.00	6.00	130
8608445	●	-	-	-	4.450	0.17520	24.00	68.00	6.00	130
9599045	●	-	-	-	4.500	0.17717	24.00	68.00	6.00	130
8608457	●	-	-	-	4.570	0.17992	24.00	68.00	6.00	130
9599046	●	-	-	-	4.600	0.18110	24.00	68.00	6.00	130
8608462	●	-	-	-	4.620	0.18189	24.00	68.00	6.00	130
8608466	●	-	-	-	4.660	0.18346	24.00	68.00	6.00	130
9599047	●	-	-	-	4.700	0.18504	24.00	68.00	6.00	130
8608476	●	-	-	-	4.760	0.18740	26.00	70.00	6.00	130
8608479	●	-	-	-	4.790	0.18858	26.00	70.00	6.00	130
9599048	●	-	-	-	4.800	0.18898	26.00	70.00	6.00	130
8608485	●	-	-	-	4.850	0.19094	26.00	70.00	6.00	130
9599049	●	-	-	-	4.900	0.19291	26.00	70.00	6.00	130
8608491	●	-	-	-	4.910	0.19331	26.00	70.00	6.00	130
8608498	●	-	-	-	4.980	0.19606	26.00	70.00	6.00	130
9599050	●	-	-	-	5.000	0.19685	26.00	70.00	6.00	130
8608505	●	-	-	-	5.050	0.19882	26.00	70.00	6.00	130
9599051	●	-	-	-	5.100	0.20079	26.00	70.00	6.00	130
8608511	●	-	-	-	5.110	0.20118	26.00	70.00	6.00	130
8608515	●	-	-	-	5.150	0.20276	26.00	70.00	6.00	130
8608516	●	-	-	-	5.160	0.20315	26.00	70.00	6.00	130
8608518	●	-	-	-	5.180	0.20394	26.00	70.00	6.00	130
9599052	●	-	-	-	5.200	0.20472	26.00	70.00	6.00	130
8608522	●	-	-	-	5.220	0.20551	26.00	70.00	6.00	130
8608526	●	-	-	-	5.260	0.20709	26.00	70.00	6.00	130
9599053	●	-	-	-	5.300	0.20866	26.00	70.00	6.00	130
8608531	●	-	-	-	5.310	0.20906	28.00	70.00	6.00	130
9599054	●	-	-	-	5.400	0.21260	28.00	70.00	6.00	130
8608541	●	-	-	-	5.410	0.21299	28.00	72.00	6.00	130
8608546	●	-	-	-	5.460	0.21496	28.00	72.00	6.00	130
9599055	●	-	-	-	5.500	0.21654	28.00	72.00	6.00	130
8608556	●	-	-	-	5.560	0.21890	28.00	72.00	6.00	130
9599056	●	-	-	-	5.600	0.22047	28.00	72.00	6.00	130
8608561	●	-	-	-	5.610	0.22087	28.00	72.00	6.00	130
9599057	●	-	-	-	5.700	0.22441	28.00	72.00	6.00	130
8608579	●	-	-	-	5.790	0.22795	28.00	70.00	6.00	130
9599058	●	-	-	-	5.800	0.22835	28.00	72.00	6.00	130
9599059	●	-	-	-	5.900	0.23228	28.00	72.00	6.00	130
8608595	●	15/64	-	-	5.953	0.23438	28.00	72.00	6.00	130
9599060	●	-	-	-	6.000	0.23622	28.00	72.00	6.00	130
9599061	●	-	-	-	6.100	0.24016	31.00	75.00	8.00	130
9598615	●	-	-	-	6.150	0.24213	31.00	75.00	8.00	130
9599062	●	-	-	-	6.200	0.24409	31.00	75.00	8.00	130
9599063	●	-	-	-	6.300	0.24803	31.00	75.00	8.00	130
8608635	●	1/4	-	E	6.350	0.25000	31.00	75.00	8.00	130
9599064	●	-	-	-	6.400	0.25197	31.00	75.00	8.00	130
9599065	●	-	-	-	6.500	0.25591	31.00	75.00	8.00	130
9599066	●	-	-	-	6.600	0.25984	31.00	75.00	8.00	130
9598665	●	-	-	-	6.650	0.26181	31.00	75.00	8.00	130
9599067	●	-	-	-	6.700	0.26378	31.00	75.00	8.00	130
8608675	●	17/64	-	-	6.747	0.26563	34.00	78.00	8.00	130

● Stocked ○ Available Upon Request; MOQ May Apply ▲ Globally Stocked



List 1900 (Continued)

V-SERIES-VPH-GDS

SPEED FEED 342-343	XPM	V	2 FLUTE	STUB	30°	PACKED 1 PIECE
------------------------------	------------	----------	----------------	-------------	------------	--------------------------

EDP Number		Diameter (D)					Flute Length	Overall Length	Shank Diameter	Point Angle
		Fractional Size	Wire Gage	Letter Size	mm	Inch	FL (mm)	L (mm)	d (mm)	α
9599068	●	-	-	-	6.800	0.26772	34.00	78.00	8.00	130
9598686	●	-	-	-	6.860	0.27008	34.00	78.00	8.00	130
9599069	●	-	-	-	6.900	0.27165	34.00	78.00	8.00	130
9599070	●	-	-	-	7.000	0.27559	34.00	78.00	8.00	130
9598704	●	-	-	-	7.040	0.27717	34.00	78.00	8.00	130
9599071	●	-	-	-	7.100	0.27953	34.00	78.00	8.00	130
8608714	●	9/32	-	-	7.144	0.28125	34.00	78.00	8.00	130
9599072	●	-	-	-	7.200	0.28346	34.00	78.00	8.00	130
9599073	●	-	-	-	7.300	0.28740	34.00	78.00	8.00	130
9599074	●	-	-	-	7.400	0.29134	34.00	78.00	8.00	130
9599075	●	-	-	-	7.500	0.29528	34.00	78.00	8.00	130
8608754	●	19/64	-	-	7.541	0.29688	34.00	78.00	8.00	130
9599076	●	-	-	-	7.600	0.29921	37.00	81.00	8.00	130
9599077	●	-	-	-	7.700	0.30315	37.00	81.00	8.00	130
9599078	●	-	-	-	7.800	0.30709	37.00	81.00	8.00	130
9599079	●	-	-	-	7.900	0.31102	37.00	81.00	8.00	130
8608794	●	5/16	-	-	7.938	0.31250	37.00	81.00	8.00	130
9599080	●	-	-	-	8.000	0.31496	37.00	81.00	8.00	130
9599081	●	-	-	-	8.100	0.31890	37.00	87.00	10.00	130
9598815	●	-	-	-	8.150	0.32087	37.00	87.00	10.00	130
9599082	●	-	-	-	8.200	0.32283	37.00	87.00	10.00	130
9599083	●	-	-	-	8.300	0.32677	37.00	87.00	10.00	130
8608833	●	21/64	-	-	8.334	0.32813	37.00	87.00	10.00	130
9599084	●	-	-	-	8.400	0.33071	37.00	87.00	10.00	130
9599085	●	-	-	-	8.500	0.33465	37.00	87.00	10.00	130
9598856	●	-	-	-	8.560	0.33701	40.00	90.00	10.00	130
9599086	●	-	-	-	8.600	0.33858	40.00	90.00	10.00	130
9598868	●	-	-	-	8.680	0.34173	40.00	90.00	10.00	130
9599087	●	-	-	-	8.700	0.34252	40.00	90.00	10.00	130
8608873	●	11/32	-	-	8.731	0.34375	40.00	90.00	10.00	130
9599088	●	-	-	-	8.800	0.34646	40.00	90.00	10.00	130
9598886	●	-	-	-	8.860	0.34882	40.00	90.00	10.00	130
9599089	●	-	-	-	8.900	0.35039	40.00	90.00	10.00	130
9599090	●	-	-	-	9.000	0.35433	40.00	90.00	10.00	130
9599091	●	-	-	-	9.100	0.35827	40.00	90.00	10.00	130
8608913	●	23/64	-	-	9.128	0.35938	40.00	90.00	10.00	130
9599092	●	-	-	-	9.200	0.36220	40.00	90.00	10.00	130
9599093	●	-	-	-	9.300	0.36614	40.00	90.00	10.00	130
9599094	●	-	-	-	9.400	0.37008	40.00	90.00	10.00	130
9599095	●	-	-	-	9.500	0.37402	40.00	90.00	10.00	130
8608952	●	3/8	-	-	9.525	0.37500	40.00	90.00	10.00	130
9598955	●	-	-	-	9.550	0.37598	43.00	93.00	10.00	130
9599096	●	-	-	-	9.600	0.37795	43.00	93.00	10.00	130
9599097	●	-	-	-	9.700	0.38189	43.00	93.00	10.00	130
9599098	●	-	-	-	9.800	0.38583	43.00	93.00	10.00	130
9599099	●	-	-	-	9.900	0.38976	43.00	93.00	10.00	130
8608992	●	25/64	-	-	9.922	0.39063	43.00	93.00	10.00	130
9599100	●	-	-	-	10.000	0.39370	43.00	93.00	10.00	130
9599101	●	-	-	-	10.100	0.39764	43.00	100.00	12.00	130

● Stocked ○ Available Upon Request; MOQ May Apply ▲ Globally Stocked

EXD

CONTINUED

P Steel					M			K	N		S		H			
Carbon Steel			Alloy Steel	Die Steel	Stainless Steel			Cast Iron	Non-Ferrous		HRSA		Hardened Steel			
Low	Medium	High			300	400	17-4 PH		Aluminum	Nickel Alloy	Titanium	~35 HRC	35-45 HRC	45-50 HRC	50-70 HRC	
1010	1035	1065	4140 4340	300	400	17-4 PH	6061	Casting	Inconel	6Al4V (30 HRC)	~35 HRC	35-45 HRC	45-50 HRC	50-70 HRC		
1018	1045	1065	4140 4340	300	400	17-4 PH	7075	Casting	Inconel	6Al4V (30 HRC)	~35 HRC	35-45 HRC	45-50 HRC	50-70 HRC		

○ Good ⊗ Best





List 1900 (Continued)

V-SERIES-VPH-GDS

SPEED FEED
342-343

XPM

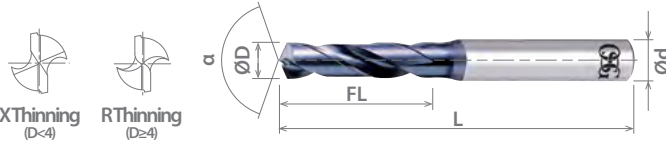
V

2 FLUTE

STUB

30°

PACKED
1 PIECE



Cutting Diameter Tolerance (h8)		
Size (mm)	mm	inch
0.5 ≤ D ≤ 3	+0 / -0.014	+0 / -0.0006
3 < D ≤ 6	+0 / -0.018	+0 / -0.0007
6 < D ≤ 10	+0 / -0.022	+0 / -0.0009
10 < D ≤ 18	+0 / -0.027	+0 / -0.0011
18 < D ≤ 20	+0 / -0.033	+0 / -0.0013

ABOUT OSG

DRILLING

THREADING

MILLING

HOLDERS

INDEX

EDP Number		Diameter (D)					Flute Length	Overall Length	Shank Diameter	Point Angle
		Fractional Size	Wire Gage	Letter Size	mm	Inch	FL (mm)	L (mm)	d (mm)	α
9599102	●	-	-	-	10.200	0.40157	43.00	100.00	12.00	130
9599103	●	-	-	-	10.300	0.40551	43.00	100.00	12.00	130
8609032	●	13/32	-	-	10.319	0.40625	43.00	100.00	12.00	130
9599104	●	-	-	-	10.400	0.40945	43.00	100.00	12.00	130
9599144	●	-	-	-	10.440	0.41102	43.00	100.00	12.00	130
9599105	●	-	-	-	10.500	0.41339	43.00	100.00	12.00	130
9599106	●	-	-	-	10.600	0.41732	43.00	100.00	12.00	130
9599107	●	-	-	-	10.700	0.42126	47.00	104.00	12.00	130
8609072	●	27/64	-	-	10.716	0.42188	47.00	104.00	12.00	130
9599108	●	-	-	-	10.800	0.42520	47.00	104.00	12.00	130
9599186	●	-	-	-	10.860	0.42756	47.00	104.00	12.00	130
9599109	●	-	-	-	10.900	0.42913	47.00	104.00	12.00	130
9599110	●	-	-	-	11.000	0.43307	47.00	104.00	12.00	130
9599111	●	-	-	-	11.100	0.43701	47.00	104.00	12.00	130
8609111	●	7/16	-	-	11.113	0.43750	47.00	104.00	12.00	130
9599112	●	-	-	-	11.200	0.44094	47.00	104.00	12.00	130
9599113	●	-	-	-	11.300	0.44488	47.00	104.00	12.00	130
9599114	●	-	-	-	11.400	0.44882	47.00	104.00	12.00	130
9599115	●	-	-	-	11.500	0.45276	47.00	104.00	12.00	130
8609151	●	29/64	-	-	11.509	0.45313	47.00	104.00	12.00	130
9599116	●	-	-	-	11.600	0.45669	47.00	104.00	12.00	130
9599117	●	-	-	-	11.700	0.46063	47.00	104.00	12.00	130
9599118	●	-	-	-	11.800	0.46457	47.00	104.00	12.00	130
9599119	●	-	-	-	11.900	0.46850	47.00	104.00	12.00	130
8609191	●	15/32	-	-	11.906	0.46875	47.00	104.00	12.00	130
9599120	●	-	-	-	12.000	0.47244	51.00	108.00	12.00	130
9599121	●	-	-	-	12.100	0.47638	51.00	108.00	12.00	130
9599122	●	-	-	-	12.200	0.48031	51.00	108.00	12.00	130
9599123	●	-	-	-	12.300	0.48425	51.00	108.00	12.00	130
9599124	●	-	-	-	12.400	0.48819	51.00	108.00	12.00	130
9599245	●	-	-	-	12.450	0.49016	51.00	108.00	12.00	130
9599125	●	-	-	-	12.500	0.49213	51.00	108.00	12.00	130
9599126	●	-	-	-	12.600	0.49606	51.00	108.00	12.00	130
9599268	●	-	-	-	12.680	0.49921	51.00	108.00	12.00	130
9599127	●	1/2	-	-	12.700	0.50000	51.00	108.00	12.00	130
9599128	●	-	-	-	12.800	0.50394	51.00	108.00	12.00	130
9599129	●	-	-	-	12.900	0.50787	51.00	108.00	12.00	130
9599130	●	-	-	-	13.000	0.51181	51.00	108.00	12.00	130
9599308	●	-	-	-	13.080	0.51496	51.00	111.00	16.00	120
8609349	●	17/32	-	-	13.494	0.53125	54.00	114.00	16.00	120
8599135	●	-	-	-	13.500	0.53150	54.00	114.00	16.00	120
8599136	●	-	-	-	13.600	0.53543	54.00	114.00	16.00	120
8608954	●	-	-	-	13.790	0.54291	54.00	114.00	16.00	120
9599387	●	-	-	-	13.870	0.54606	54.00	114.00	16.00	120
8599140	●	-	-	-	14.000	0.55118	54.00	114.00	16.00	120
8599142	●	-	-	-	14.200	0.55906	56.00	116.00	16.00	120
8609429	●	9/16	-	-	14.288	0.56250	56.00	116.00	16.00	120
8599145	●	-	-	-	14.500	0.57087	56.00	116.00	16.00	120
8599146	●	-	-	-	14.600	0.57480	56.00	116.00	16.00	120
8608956	●	-	-	-	14.610	0.57520	56.00	116.00	16.00	120
9599468	●	-	-	-	14.680	0.57795	56.00	116.00	16.00	120
8599150	●	-	-	-	15.000	0.59055	56.00	116.00	16.00	120

● Stocked ○ Available Upon Request; MOQ May Apply ▲ Globally Stocked



List 1900 (Continued)

V-SERIES-VPH-GDS

SPEED FEED 342-343	XPM	V	2 FLUTE	STUB	30°	PACKED 1 PIECE
------------------------------	------------	----------	----------------	-------------	------------	--------------------------

EDP Number		Diameter (D)					Flute Length	Overall Length	Shank Diameter	Point Angle
		Fractional Size	Wire Gage	Letter Size	mm	Inch	FL (mm)	L (mm)	d (mm)	α
8599155	●	-	-	-	15.500	0.61024	58.00	118.00	16.00	120
8599157	●	-	-	-	15.700	0.61811	58.00	118.00	16.00	120
8609588	●	5/8	-	-	15.875	0.62500	58.00	118.00	16.00	120
8599160	●	-	-	-	16.000	0.62992	58.00	118.00	16.00	120
8599165	●	-	-	-	16.500	0.64961	60.00	126.00	20.00	120
8609667	●	21/32	-	-	16.669	0.65625	60.00	126.00	20.00	120
8608958	●	-	-	-	16.760	0.65984	60.00	126.00	20.00	120
9599684	●	-	-	-	16.840	0.66299	60.00	126.00	20.00	120
8599170	●	-	-	-	17.000	0.66929	60.00	126.00	20.00	120
8599175	●	-	-	-	17.500	0.68898	62.00	128.00	20.00	120
8608960	●	-	-	-	17.630	0.69409	62.00	128.00	20.00	120
8608962	●	-	-	-	17.680	0.69606	62.00	128.00	20.00	120
8599177	●	-	-	-	17.700	0.69685	62.00	128.00	20.00	120
8599180	●	-	-	-	18.000	0.70866	62.00	128.00	20.00	120
8599185	●	-	-	-	18.500	0.72835	64.00	130.00	20.00	120
8608964	●	-	-	-	18.640	0.73386	64.00	130.00	20.00	120
8599190	●	-	-	-	19.000	0.74803	64.00	130.00	20.00	120
8609905	●	3/4	-	-	19.050	0.75000	66.00	132.00	20.00	120
8599195	●	-	-	-	19.500	0.76772	66.00	132.00	20.00	120
8608966	●	-	-	-	19.660	0.77402	66.00	132.00	20.00	120
8608968	●	-	-	-	19.740	0.77717	66.00	132.00	20.00	120
9599976	●	-	-	-	19.760	0.77795	66.00	132.00	20.00	120
8599200	●	-	-	-	20.000	0.78740	66.00	132.00	20.00	120

● Stocked ○ Available Upon Request; MOQ May Apply ▲ Globally Stocked



P Steel					M			K	N		S		H				
Carbon Steel			Alloy Steel	Die Steel	Stainless Steel			Cast Iron	Non-Ferrous		HRSA		Hardened Steel				
Low	Medium	High			300	400	17-4 PH		6061 7075	Casting	Nickel Alloy	Titanium	~35 HRC	35-45 HRC	45-50 HRC	50-70 HRC	
1010	1035	1065	4140 4340														
1018	1045																
○	⊙	⊙	⊙	⊙		○	○	⊙	○	○	⊙	○	⊙	⊙	○		

○ Good ⊙ Best






List 1950

V-SERIES VPH-GDR

SPEED FEED 342-343	XPM	V	2 FLUTE	JOBBER	30°	PACKED 1 PIECE
------------------------------	------------	----------	----------------	---------------	------------	--------------------------

Cutting Diameter Tolerance (h8)		
Size (mm)	mm	inch
1.99 ≤ D ≤ 3	+0 / -0.014	+0 / -0.0006
3 < D ≤ 6	+0 / -0.018	+0 / -0.0007
6 < D ≤ 10	+0 / -0.022	+0 / -0.0009
10 < D ≤ 17.463	+0 / -0.027	+0 / -0.0011



EDP Number		Diameter (D)					Flute Length FL (mm)	Overall Length L (mm)	Shank Diameter d (mm)	Point Angle α
		Fractional Size	Wire Gage	Letter Size	mm	Inch				
8612199	●	-	47	-	1.994	0.07850	24.00	56.00	3.00	130
8612206	●	-	46	-	2.057	0.08100	24.00	56.00	3.00	130
8612208	●	-	45	-	2.083	0.08200	24.00	56.00	3.00	130
8612218	●	-	44	-	2.184	0.08600	27.00	59.00	3.00	130
8612226	●	-	43	-	2.261	0.08900	27.00	59.00	3.00	130
8612237	●	-	42	-	2.375	0.09350	30.00	62.00	3.00	130
8612238	●	3/32	-	-	2.381	0.09375	30.00	62.00	3.00	130
8612244	●	-	41	-	2.438	0.09600	30.00	62.00	3.00	130
8612249	●	-	40	-	2.489	0.09800	30.00	62.00	3.00	130
8612253	●	-	39	-	2.527	0.09950	30.00	62.00	3.00	130
8612258	●	-	38	-	2.578	0.10150	30.00	62.00	3.00	130
8612264	●	-	37	-	2.642	0.10400	30.00	62.00	3.00	130
8612271	●	-	36	-	2.705	0.10650	33.00	65.00	3.00	130
8612278	●	7/64	-	-	2.778	0.10938	33.00	65.00	3.00	130
8612279	●	-	35	-	2.794	0.11000	33.00	65.00	3.00	130
8612282	●	-	34	-	2.819	0.11100	33.00	65.00	3.00	130
8612287	●	-	33	-	2.870	0.11300	33.00	65.00	3.00	130
8612295	●	-	32	-	2.946	0.11600	33.00	65.00	3.00	130
8612305	●	-	31	-	3.048	0.12000	36.00	68.00	4.00	130
8612317	●	1/8	-	-	3.175	0.12500	36.00	68.00	4.00	130
8612326	●	-	30	-	3.264	0.12850	36.00	68.00	4.00	130
8612345	●	-	29	-	3.454	0.13600	39.00	71.00	4.00	130
8612357	●	9/64	-	-	3.572	0.14063	39.00	71.00	4.00	130
8612366	●	-	27	-	3.658	0.14400	39.00	71.00	4.00	130
8612373	●	-	26	-	3.734	0.14700	39.00	71.00	4.00	130
8612380	●	-	25	-	3.797	0.14950	43.00	75.00	4.00	130
8612386	●	-	24	-	3.861	0.15200	43.00	75.00	4.00	130
8612391	●	-	23	-	3.912	0.15400	43.00	75.00	4.00	130
8612397	●	5/32	-	-	3.969	0.15625	43.00	75.00	4.00	130
8612399	●	-	22	-	3.988	0.15700	43.00	75.00	4.00	130
8612404	●	-	21	-	4.039	0.15900	43.00	87.00	6.00	130
8612409	●	-	20	-	4.089	0.16100	43.00	87.00	6.00	130
8612422	●	-	19	-	4.216	0.16600	43.00	87.00	6.00	130
8612430	●	-	-	-	4.300	0.16929	47.00	91.00	6.00	130
8612437	●	11/64	-	-	4.366	0.17188	47.00	91.00	6.00	130
8612439	●	-	17	-	4.394	0.17300	47.00	91.00	6.00	130
8612450	●	-	16	-	4.496	0.17700	47.00	91.00	6.00	130
8612457	●	-	15	-	4.572	0.18000	47.00	91.00	6.00	130
8612462	●	-	14	-	4.623	0.18200	47.00	91.00	6.00	130
8612470	●	-	13	-	4.699	0.18500	47.00	91.00	6.00	130
8612476	●	3/16	-	-	4.763	0.18750	52.00	96.00	6.00	130
8612480	●	-	12	-	4.801	0.18900	52.00	96.00	6.00	130
8612485	●	-	11	-	4.851	0.19100	52.00	96.00	6.00	130
8612491	●	-	-	-	4.910	0.19331	52.00	96.00	6.00	130
8612498	●	-	9	-	4.978	0.19600	52.00	96.00	6.00	130
8612505	●	-	8	-	5.055	0.19900	52.00	96.00	6.00	130
8612511	●	-	7	-	5.105	0.20100	52.00	96.00	6.00	130
8612516	●	13/64	-	-	5.159	0.20313	52.00	96.00	6.00	130
8612518	●	-	6	-	5.182	0.20400	52.00	96.00	6.00	130
8612522	●	-	5	-	5.220	0.20550	52.00	96.00	6.00	130
8612531	●	-	4	-	5.309	0.20900	57.00	101.00	6.00	130
8612541	●	-	3	-	5.410	0.21300	57.00	101.00	6.00	130
8612556	●	7/32	-	-	5.556	0.21875	57.00	101.00	6.00	130

● Stocked ○ Available Upon Request; MOQ May Apply ▲ Globally Stocked



List 1950 (Continued)

V-SERIES VPH-GDR

SPEED FEED 342-343	XPM	V	2 FLUTE	JOBBER	30°	PACKED 1 PIECE
------------------------------	------------	----------	----------------	---------------	------------	--------------------------

EDP Number		Diameter (D)					Flute Length	Overall Length	Shank Diameter	Point Angle
		Fractional Size	Wire Gage	Letter Size	mm	Inch	FL (mm)	L (mm)	d (mm)	α
8612561	●	-	2	-	5.613	0.22100	57.00	101.00	6.00	130
8612579	●	-	1	-	5.791	0.22800	57.00	101.00	6.00	130
8612594	●	-	-	A	5.944	0.23400	57.00	101.00	6.00	130
8612595	●	15/64	-	-	5.953	0.23438	57.00	101.00	6.00	130
8612604	●	-	-	-	6.040	0.23780	63.00	107.00	8.00	130
8612615	●	-	-	C	6.147	0.24200	63.00	107.00	8.00	130
8612625	●	-	-	D	6.248	0.24600	63.00	107.00	8.00	130
8612635	●	1/4	-	E	6.350	0.25000	63.00	107.00	8.00	130
8612653	●	-	-	F	6.528	0.25700	63.00	107.00	8.00	130
8612663	●	-	-	G	6.629	0.26100	63.00	107.00	8.00	130
8612675	●	17/64	-	-	6.747	0.26563	69.00	113.00	8.00	130
8612690	●	-	-	I	6.909	0.27200	69.00	113.00	8.00	130
8612703	●	-	-	J	7.036	0.27700	69.00	113.00	8.00	130
8612714	●	9/32	-	-	7.144	0.28125	69.00	113.00	8.00	130
8612737	●	-	-	L	7.366	0.29000	69.00	113.00	8.00	130
8612749	●	-	-	M	7.493	0.29500	69.00	113.00	8.00	130
8612754	●	19/64	-	-	7.541	0.29688	75.00	119.00	8.00	130
8612767	●	-	-	N	7.671	0.30200	75.00	119.00	8.00	130
8612794	●	5/16	-	-	7.938	0.31250	75.00	119.00	8.00	130
8612803	●	-	-	O	8.026	0.31600	75.00	125.00	10.00	130
8612820	●	-	-	P	8.204	0.32300	75.00	125.00	10.00	130
8612833	●	21/64	-	-	8.334	0.32813	75.00	125.00	10.00	130
8612843	●	-	-	Q	8.433	0.33200	75.00	125.00	10.00	130
8612861	●	-	-	R	8.611	0.33900	81.00	131.00	10.00	130
8612873	●	11/32	-	-	8.731	0.34375	81.00	131.00	10.00	130
8612884	●	-	-	S	8.839	0.34800	81.00	131.00	10.00	130
8612909	●	-	-	T	9.093	0.35800	81.00	131.00	10.00	130
8612913	●	23/64	-	-	9.128	0.35938	81.00	131.00	10.00	130
8612934	●	-	-	-	9.340	0.36772	81.00	131.00	10.00	130
8612952	●	3/8	-	-	9.525	0.37500	87.00	137.00	10.00	130
8612957	●	-	-	V	9.576	0.37700	87.00	137.00	10.00	130
8612980	●	-	-	W	9.804	0.38600	87.00	137.00	10.00	130
8612992	●	25/64	-	-	9.922	0.39063	87.00	137.00	10.00	130
8613008	●	-	-	X	10.084	0.39700	87.00	144.00	12.00	130
8613026	●	-	-	Y	10.262	0.40400	87.00	144.00	12.00	130
8613032	●	13/32	-	-	10.319	0.40625	87.00	144.00	12.00	130
8613049	●	-	-	Z	10.490	0.41300	87.00	144.00	12.00	130
8613072	●	27/64	-	-	10.716	0.42188	94.00	151.00	12.00	130
8613111	●	7/16	-	-	11.113	0.43750	94.00	151.00	12.00	130
8613151	●	29/64	-	-	11.509	0.45313	94.00	151.00	12.00	130
8613191	●	15/32	-	-	11.906	0.46875	101.00	158.00	12.00	130
8613230	●	31/64	-	-	12.303	0.48438	101.00	158.00	12.00	130
8613270	●	1/2	-	-	12.700	0.50000	101.00	158.00	12.00	130
8613349	●	17/32	-	-	13.494	0.53125	106.00	166.00	16.00	120
8613429	●	9/16	-	-	14.288	0.56250	109.00	169.00	16.00	120
8613588	●	5/8	-	-	15.875	0.62500	115.00	175.00	16.00	120
8613667	●	21/32	-	-	16.669	0.65625	115.00	181.00	20.00	120
8613746	●	11/16	-	-	17.463	0.68750	118.00	184.00	20.00	120

● Stocked ○ Available Upon Request; MOQ May Apply ▲ Globally Stocked

EXD

P Steel					M			K	N		S		H			
Carbon Steel			Alloy Steel	Die Steel	Stainless Steel			Cast Iron	Non-Ferrous		HRSA		Hardened Steel			
Low	Medium	High			300	400	17-4 PH		Aluminum	Nickel Alloy	Titanium	~35 HRC	35-45 HRC	45-50 HRC	50-70 HRC	
1010	1035	1065	4140	4340				6061	7075	Casting	Inconel	6Al4V (30 HRC)				
1018	1045															
○	○	○	○	○				○	○	○	○	○	○	○	○	○

○ Good ○ Best






List 2000

V-SERIES VP-GDR, Parabolic

SPEED FEED 344-345	XPM	V	2 FLUTE	JOBBER	40°	PACKED 1 PIECE
------------------------------	------------	----------	----------------	---------------	------------	--------------------------

Cutting Diameter Tolerance (h8)		
Size (mm)	mm	inch
2 ≤ D ≤ 3	+0 / -0.014	+0 / -0.0006
3 < D ≤ 6	+0 / -0.018	+0 / -0.0007
6 < D ≤ 10	+0 / -0.022	+0 / -0.0009
10 < D ≤ 18	+0 / -0.027	+0 / -0.0011
18 < D ≤ 30	+0 / -0.033	+0 / -0.0013
30 < D ≤ 32	+0 / -0.039	+0 / -0.0015



ABOUT OSG

DRILLING

THREADING

MILLING

HOLDERS

INDEX

EDP Number		Diameter (D)					Flute Length FL (mm)	Overall Length L (mm)	Shank Diameter d (mm)
		Fractional Size	Wire Gage	Letter Size	mm	Inch			
8593020	●	-	-	-	2.000	0.07874	24.00	56.00	3.00
8593021	●	-	-	-	2.100	0.08268	24.00	56.00	3.00
8593022	●	-	-	-	2.200	0.08661	27.00	59.00	3.00
8593023	●	-	-	-	2.300	0.09055	27.00	59.00	3.00
8593024	●	-	-	-	2.400	0.09449	30.00	62.00	3.00
8593025	●	-	-	-	2.500	0.09843	30.00	62.00	3.00
8593026	●	-	-	-	2.600	0.10236	30.00	62.00	3.00
8593027	●	-	-	-	2.700	0.10630	33.00	65.00	3.00
8593028	●	-	-	-	2.800	0.11024	33.00	65.00	3.00
8593029	●	-	-	-	2.900	0.11417	33.00	65.00	3.00
8593030	●	-	-	-	3.000	0.11811	33.00	65.00	3.00
8593031	●	-	-	-	3.100	0.12205	36.00	68.00	4.00
8593032	●	-	-	-	3.200	0.12598	36.00	68.00	4.00
8593033	●	-	-	-	3.300	0.12992	36.00	68.00	4.00
8593034	●	-	-	-	3.400	0.13386	39.00	71.00	4.00
8593035	●	-	-	-	3.500	0.13780	39.00	71.00	4.00
8593036	●	-	-	-	3.600	0.14173	39.00	71.00	4.00
8593037	●	-	-	-	3.700	0.14567	39.00	71.00	4.00
8593038	●	-	-	-	3.800	0.14961	43.00	75.00	4.00
8593039	●	-	-	-	3.900	0.15354	43.00	75.00	4.00
8593040	●	-	-	-	4.000	0.15748	43.00	75.00	4.00
8593041	●	-	-	-	4.100	0.16142	43.00	87.00	6.00
8593042	●	-	-	-	4.200	0.16535	43.00	87.00	6.00
8593043	●	-	-	-	4.300	0.16929	47.00	91.00	6.00
8593044	●	-	-	-	4.400	0.17323	47.00	91.00	6.00
8593045	●	-	-	-	4.500	0.17717	47.00	91.00	6.00
8593046	●	-	-	-	4.600	0.18110	47.00	91.00	6.00
8593047	●	-	-	-	4.700	0.18504	47.00	91.00	6.00
8593048	●	-	-	-	4.800	0.18898	52.00	96.00	6.00
8593049	●	-	-	-	4.900	0.19291	52.00	96.00	6.00
8593050	●	-	-	-	5.000	0.19685	52.00	96.00	6.00
8593051	●	-	-	-	5.100	0.20079	52.00	96.00	6.00
8593052	●	-	-	-	5.200	0.20472	52.00	96.00	6.00
8593053	●	-	-	-	5.300	0.20866	52.00	96.00	6.00
8593054	●	-	-	-	5.400	0.21260	57.00	101.00	6.00
8593055	●	-	-	-	5.500	0.21654	57.00	101.00	6.00
8593056	●	-	-	-	5.600	0.22047	57.00	101.00	6.00
8593057	●	-	-	-	5.700	0.22441	57.00	101.00	6.00
8593058	●	-	-	-	5.800	0.22835	57.00	101.00	6.00
8593059	●	-	-	-	5.900	0.23228	57.00	101.00	6.00
8593060	●	-	-	-	6.000	0.23622	57.00	101.00	6.00
8593061	●	-	-	-	6.100	0.24016	63.00	107.00	8.00
8593062	●	-	-	-	6.200	0.24409	63.00	107.00	8.00
8593063	●	-	-	-	6.300	0.24803	63.00	107.00	8.00
8593064	●	-	-	-	6.400	0.25197	63.00	107.00	8.00
8593065	●	-	-	-	6.500	0.25591	63.00	107.00	8.00
8593066	●	-	-	-	6.600	0.25984	63.00	107.00	8.00
8593067	●	-	-	-	6.700	0.26378	63.00	107.00	8.00
8593068	●	-	-	-	6.800	0.26772	69.00	113.00	8.00
8593069	●	-	-	-	6.900	0.27165	69.00	113.00	8.00
8593070	●	-	-	-	7.000	0.27559	69.00	113.00	8.00
8593071	●	-	-	-	7.100	0.27953	69.00	113.00	8.00
8593072	●	-	-	-	7.200	0.28346	69.00	113.00	8.00

● Stocked ○ Available Upon Request; MOQ May Apply ▲ Globally Stocked



List 2000 (Continued)

V-SERIES VP-GDR, Parabolic

SPEED FEED 344-345	XPM	V	2 FLUTE	JOBBER	40°	PACKED 1 PIECE
------------------------------	------------	----------	----------------	---------------	------------	--------------------------

EDP Number		Diameter (D)					Flute Length	Overall Length	Shank Diameter
		Fractional Size	Wire Gage	Letter Size	mm	Inch	FL (mm)	L (mm)	d (mm)
8593073	●	-	-	-	7.300	0.28740	69.00	113.00	8.00
8593074	●	-	-	-	7.400	0.29134	69.00	113.00	8.00
8593075	●	-	-	-	7.500	0.29528	69.00	113.00	8.00
8593076	●	-	-	-	7.600	0.29921	75.00	119.00	8.00
8593077	●	-	-	-	7.700	0.30315	75.00	119.00	8.00
8593078	●	-	-	-	7.800	0.30709	75.00	119.00	8.00
8593079	●	-	-	-	7.900	0.31102	75.00	119.00	8.00
8593080	●	-	-	-	8.000	0.31496	75.00	119.00	8.00
8593081	●	-	-	-	8.100	0.31890	75.00	125.00	10.00
8593082	●	-	-	-	8.200	0.32283	75.00	125.00	10.00
8593083	●	-	-	-	8.300	0.32677	75.00	125.00	10.00
8593084	●	-	-	-	8.400	0.33071	75.00	125.00	10.00
8593085	●	-	-	-	8.500	0.33465	75.00	125.00	10.00
8593086	●	-	-	-	8.600	0.33858	81.00	131.00	10.00
8593087	●	-	-	-	8.700	0.34252	81.00	131.00	10.00
8593088	●	-	-	-	8.800	0.34646	81.00	131.00	10.00
8593089	●	-	-	-	8.900	0.35039	81.00	131.00	10.00
8593090	●	-	-	-	9.000	0.35433	81.00	131.00	10.00
8593091	●	-	-	-	9.100	0.35827	81.00	131.00	10.00
8593092	●	-	-	-	9.200	0.36220	81.00	131.00	10.00
8593093	●	-	-	-	9.300	0.36614	81.00	131.00	10.00
8593094	●	-	-	-	9.400	0.37008	81.00	131.00	10.00
8593095	●	-	-	-	9.500	0.37402	81.00	131.00	10.00
8593096	●	-	-	-	9.600	0.37795	87.00	137.00	10.00
8593097	●	-	-	-	9.700	0.38189	87.00	137.00	10.00
8593098	●	-	-	-	9.800	0.38583	87.00	137.00	10.00
8593099	●	-	-	-	9.900	0.38976	87.00	137.00	10.00
8593100	●	-	-	-	10.000	0.39370	87.00	137.00	10.00
8593101	●	-	-	-	10.100	0.39764	87.00	144.00	12.00
8593102	●	-	-	-	10.200	0.40157	87.00	144.00	12.00
8593103	●	-	-	-	10.300	0.40551	87.00	144.00	12.00
8593104	●	-	-	-	10.400	0.40945	87.00	144.00	12.00
8593105	●	-	-	-	10.500	0.41339	87.00	144.00	12.00
8593106	●	-	-	-	10.600	0.41732	87.00	144.00	12.00
8593107	●	-	-	-	10.700	0.42126	94.00	151.00	12.00
8593108	●	-	-	-	10.800	0.42520	94.00	151.00	12.00
8593109	●	-	-	-	10.900	0.42913	94.00	151.00	12.00
8593110	●	-	-	-	11.000	0.43307	94.00	151.00	12.00
8593111	●	-	-	-	11.100	0.43701	94.00	151.00	12.00
8593112	●	-	-	-	11.200	0.44094	94.00	151.00	12.00
8593113	●	-	-	-	11.300	0.44488	94.00	151.00	12.00
8593114	●	-	-	-	11.400	0.44882	94.00	151.00	12.00
8593115	●	-	-	-	11.500	0.45276	94.00	151.00	12.00
8593116	●	-	-	-	11.600	0.45669	94.00	151.00	12.00
8593117	●	-	-	-	11.700	0.46063	94.00	151.00	12.00
8593118	●	-	-	-	11.800	0.46457	94.00	151.00	12.00
8593119	●	-	-	-	11.900	0.46850	101.00	158.00	12.00
8593120	●	-	-	-	12.000	0.47244	101.00	158.00	12.00
8593121	●	-	-	-	12.100	0.47638	101.00	158.00	12.00

● Stocked ○ Available Upon Request; MOQ May Apply ▲ Globally Stocked



CONTINUED ➔

P					M			K	N		S		H			
Steel					Stainless Steel			Cast Iron	Non-Ferrous		HRSA		Hardened Steel			
Carbon Steel			Alloy Steel	Die Steel	300	400	17-4 PH		Aluminum		Nickel Alloy	Titanium	~35 HRC	35-45 HRC	45-50 HRC	50-70 HRC
Low	Medium	High							6061	7075						
1010	1035	1065	4140	4340												
1018	1045															

○ Good ⊗ Best






List 2000 (Continued)

V-SERIES VP-GDR, Parabolic

SPEED FEED 344-345	XPM	V	2 FLUTE	JOBBER	40°	PACKED 1 PIECE
------------------------------	------------	----------	----------------	---------------	------------	--------------------------



Cutting Diameter Tolerance (h8)		
Size (mm)	mm	inch
2 ≤ D ≤ 3	+0 / -0.014	+0 / -0.0006
3 < D ≤ 6	+0 / -0.018	+0 / -0.0007
6 < D ≤ 10	+0 / -0.022	+0 / -0.0009
10 < D ≤ 18	+0 / -0.027	+0 / -0.0011
18 < D ≤ 30	+0 / -0.033	+0 / -0.0013
30 < D ≤ 32	+0 / -0.039	+0 / -0.0015

ABOUT OSG

DRILLING

THREADING

MILLING

HOLDERS

INDEX

EDP Number		Diameter (D)					Flute Length	Overall Length	Shank Diameter
		Fractional Size	Wire Gage	Letter Size	mm	Inch	FL (mm)	L (mm)	d (mm)
8593122	●	-	-	-	12.200	0.48031	101.00	158.00	12.00
8593123	●	-	-	-	12.300	0.48425	101.00	158.00	12.00
8593124	●	-	-	-	12.400	0.48819	101.00	158.00	12.00
8593125	●	-	-	-	12.500	0.49213	101.00	158.00	12.00
8593126	●	-	-	-	12.600	0.49606	101.00	158.00	12.00
8593127	●	1/2	-	-	12.700	0.50000	101.00	158.00	12.00
8593128	●	-	-	-	12.800	0.50394	101.00	158.00	12.00
8593129	●	-	-	-	12.900	0.50787	101.00	158.00	12.00
8593130	●	-	-	-	13.000	0.51181	101.00	158.00	12.00
8593135	●	-	-	-	13.500	0.53150	106.00	166.00	16.00
8593140	●	-	-	-	14.000	0.55118	106.00	166.00	16.00
8593145	●	-	-	-	14.500	0.57087	109.00	169.00	16.00
8593150	●	-	-	-	15.000	0.59055	109.00	169.00	16.00
8593155	●	-	-	-	15.500	0.61024	112.00	172.00	16.00
8593160	●	-	-	-	16.000	0.62992	112.00	172.00	16.00
8593165	●	-	-	-	16.500	0.64961	115.00	181.00	20.00
8593170	●	-	-	-	17.000	0.66929	115.00	181.00	20.00
8593175	●	-	-	-	17.500	0.68898	118.00	184.00	20.00
8593180	●	-	-	-	18.000	0.70866	118.00	184.00	20.00
8593185	●	-	-	-	18.500	0.72835	122.00	188.00	20.00
8593190	●	-	-	-	19.000	0.74803	122.00	188.00	20.00
8593195	●	-	-	-	19.500	0.76772	125.00	191.00	20.00
8593200	●	-	-	-	20.000	0.78740	125.00	191.00	20.00
8593205	●	-	-	-	20.500	0.80709	128.00	204.00	25.00
8593210	●	-	-	-	21.000	0.82677	128.00	204.00	25.00
8593215	●	-	-	-	21.500	0.84646	132.00	208.00	25.00
8593220	●	-	-	-	22.000	0.86614	132.00	208.00	25.00
8593225	●	-	-	-	22.500	0.88583	136.00	212.00	25.00
8593230	●	-	-	-	23.000	0.90551	136.00	212.00	25.00
8593235	●	-	-	-	23.500	0.92520	136.00	212.00	25.00
8593240	●	-	-	-	24.000	0.94488	140.00	216.00	25.00
8593245	●	-	-	-	24.500	0.96457	140.00	216.00	25.00
8593250	●	-	-	-	25.000	0.98425	140.00	216.00	25.00
8593255	●	-	-	-	25.500	1.00394	145.00	225.00	32.00
8593260	●	-	-	-	26.000	1.02362	145.00	225.00	32.00
8593265	●	-	-	-	26.500	1.04331	145.00	225.00	32.00
8593270	●	-	-	-	27.000	1.06299	150.00	230.00	32.00
8593280	●	-	-	-	28.000	1.10236	150.00	230.00	32.00
8593290	●	-	-	-	29.000	1.14173	155.00	235.00	32.00
8593300	●	-	-	-	30.000	1.18110	155.00	235.00	32.00
8593310	●	-	-	-	31.000	1.22047	160.00	240.00	32.00
8593320	●	-	-	-	32.000	1.25984	165.00	240.00	32.00

● Stocked ○ Available Upon Request; MOQ May Apply ▲ Globally Stocked



P					M			K	N		S		H					
Steel					Stainless Steel			Cast Iron	Non-Ferrous		HRSA		Hardened Steel					
Carbon Steel			Alloy Steel	Die Steel	300	400	17-4 PH		Aluminum		Nickel Alloy	Titanium						
Low	Medium	High							6061	7075			Casting	Inconel	6Al4V (30 HRC)	~35 HRC	35-45 HRC	45-50 HRC
1010	1035	1065	4140	4340														
○	○	⊗	⊗	⊗				⊗	○	○	○		⊗	○				

○ Good ⊗ Best





List 1700

V-SERIES V-HO-GDR

SPEED FEED 346-347	HSS-Co	V	2 FLUTE	JOBBER	30°	PACKED 1 PIECE
------------------------------	---------------	----------	----------------	---------------	------------	--------------------------



Size (mm)	mm	inch
5.953 ≤ D ≤ 6	+0 / -0.018	+0 / -0.0007
6 < D ≤ 10	+0 / -0.022	+0 / -0.0009
10 < D ≤ 18	+0 / -0.027	+0 / -0.0011
18 < D ≤ 30	+0 / -0.033	+0 / -0.0013
30 < D ≤ 31.75	+0 / -0.039	+0 / -0.0015

EDP Number		Diameter (D)					Flute Length	Overall Length	Shank Diameter	
		Fractional Size	Wire Gage	Letter Size	mm	Inch	FL (mm)	L (mm)	d (in)	d (mm)
17234408	●	15/64	-	-	5.953	0.23438	66.00	112.00	0.234	-
17236208	●	-	-	-	6.000	0.23622	69.00	115.00	-	6.00
17250008	●	1/4	-	E	6.350	0.25000	69.00	115.00	0.250	-
17257008	●	-	-	F	6.528	0.25700	73.00	119.00	-	6.53
17265608	●	17/64	-	-	6.747	0.26563	73.00	119.00	0.266	-
17272008	●	-	-	I	6.909	0.27200	73.00	119.00	-	6.91
17281208	●	9/32	-	-	7.144	0.28125	74.00	120.00	0.281	-
17296908	●	19/64	-	-	7.541	0.29688	77.00	123.00	0.297	-
17312508	●	5/16	-	-	7.938	0.31250	80.00	127.00	0.313	-
17315008	●	-	-	-	8.000	0.31496	80.00	127.00	-	8.00
17328108	●	21/64	-	-	8.334	0.32813	84.00	130.00	0.656	-
17343808	●	11/32	-	-	8.731	0.34375	87.00	133.00	0.344	-
17359408	●	23/64	-	-	9.128	0.35938	88.00	134.00	0.359	-
17375008	●	3/8	-	-	9.525	0.37500	92.00	138.00	0.375	-
17377008	●	-	-	V	9.576	0.37700	92.00	145.00	-	9.58
17390608	●	25/64	-	-	9.922	0.39063	95.00	148.00	0.391	-
17393708	●	-	-	-	10.000	0.39370	95.00	148.00	-	10.00
17406208	●	13/32	-	-	10.319	0.40625	98.00	151.00	0.406	-
17421908	●	27/64	-	-	10.716	0.42188	100.00	153.00	0.422	-
17437508	●	7/16	-	-	11.113	0.43750	103.00	156.00	0.438	-
17453108	●	29/64	-	-	11.509	0.45313	106.00	159.00	0.453	-
17468808	●	15/32	-	-	11.906	0.46875	109.00	162.00	0.469	-
17484408	●	31/64	-	-	12.303	0.48438	111.00	164.00	0.484	-
17500008	●	1/2	-	-	12.700	0.50000	114.00	167.00	0.500	-
17531208	●	17/32	-	-	13.494	0.53125	122.00	182.00	0.625	-
17562508	●	9/16	-	-	14.288	0.56250	122.00	182.00	0.625	-
17578108	●	37/64	-	-	14.684	0.57813	122.00	182.00	0.625	-
17593808	●	19/32	-	-	15.081	0.59375	131.00	192.00	0.625	-
17625008	●	5/8	-	-	15.875	0.62500	131.00	192.00	0.625	-
17656208	●	21/32	-	-	16.669	0.65625	131.00	199.00	0.750	-
17687508	●	11/16	-	-	17.463	0.68750	142.00	210.00	0.750	-
17718808	●	23/32	-	-	18.256	0.71875	142.00	210.00	0.750	-
17750008	●	3/4	-	-	19.050	0.75000	149.00	219.00	0.750	-
17781308	●	25/32	-	-	19.844	0.78125	152.00	219.00	0.875	-
17812508	●	13/16	-	-	20.638	0.81250	155.00	223.00	0.875	-
17843808	●	27/32	-	-	21.431	0.84375	155.00	223.00	0.875	-
17875008	●	7/8	-	-	22.225	0.87500	155.00	223.00	0.875	-
17906208	●	29/32	-	-	23.019	0.90625	155.00	233.00	1.000	-
17937508	●	15/16	-	-	23.813	0.93750	155.00	233.00	1.000	-
17968808	●	31/32	-	-	24.606	0.96875	161.00	239.00	1.000	-
18000008	●	1	-	-	25.400	1.00000	161.00	239.00	1.000	-
18031208	●	1- 1/32	-	-	26.194	1.03125	165.00	242.00	1.250	-
18062508	●	1- 1/16	-	-	26.988	1.06250	168.00	246.00	1.250	-

● Stocked ○ Available Upon Request; MOQ May Apply ▲ Globally Stocked



CONTINUED ➔

P					M			K	N		S		H					
Steel					Stainless Steel			Cast Iron	Non-Ferrous		HRSA		Hardened Steel					
Carbon Steel			Alloy Steel	Die Steel					Aluminum		Nickel Alloy	Titanium						
Low	Medium	High			300	400	17-4 PH	6061 7075	Casting	Inconel			6Al4V (30 HRC)	~35 HRC	35-45 HRC	45-50 HRC	50-70 HRC	
1010	1035	1045	1065	4140	4340													
○	○	○	○	○			○	○	○	○	○	○	○	○	○	○	○	○

○ Good ○ Best





V-HO GDR

Cobalt High Speed Steel

ABOUT OSG

DRILLING

THREADING

MILLING


HOLDERS

INDEX

List 1700 (Continued)

V-SERIES V-HO-GDR

SPEED FEED 346-347	HSS-Co	V	2 FLUTE	JOBBER	30°	PACKED 1 PIECE
------------------------------	---------------	----------	----------------	---------------	------------	--------------------------



Cutting Diameter Tolerance (h8)		
Size (mm)	mm	inch
5.953 ≤ D ≤ 6	+0 / -0.018	+0 / -0.0007
6 < D ≤ 10	+0 / -0.022	+0 / -0.0009
10 < D ≤ 18	+0 / -0.027	+0 / -0.0011
18 < D ≤ 30	+0 / -0.033	+0 / -0.0013
30 < D ≤ 31.75	+0 / -0.039	+0 / -0.0015

EDP Number		Diameter (D)					Flute Length	Overall Length	Shank Diameter	
		Fractional Size	Wire Gage	Letter Size	mm	Inch	FL (mm)	L (mm)	d (in)	d (mm)
18093808	●	1- 3/32	-	-	27.781	1.09375	174.00	252.00	1.250	-
18125008	●	1- 1/8	-	-	28.575	1.12500	180.00	258.00	1.250	-
18218808	●	1- 7/32	-	-	30.956	1.21875	190.00	268.00	1.250	-
18250008	●	1- 1/4	-	-	31.750	1.25000	200.00	277.00	1.250	-

● Stocked ○ Available Upon Request; MOQ May Apply ▲ Globally Stocked



P					M			K	N		S		H				
Steel					Stainless Steel			Cast Iron	Non-Ferrous		HRSA		Hardened Steel				
Carbon Steel			Alloy Steel	Die Steel	Aluminum		Nickel Alloy		Titanium	Hardened Steel							
Low	Medium	High			6061	7075				Casting	Inconel	6Al4V (30 HRC)	~35 HRC	35-45 HRC	45-50 HRC	50-70 HRC	
1010	1035	1065	4140	4340	300	400	17-4 PH		6061	7075	Casting	Inconel	6Al4V (30 HRC)	~35 HRC	35-45 HRC	45-50 HRC	50-70 HRC
○	○	○	○	○	○	○	○	○	○	○	○	○	○	○	○	○	○

○ Good ○ Best





List 1750

V-SERIES HELIOS-10D



SPEED FEED
348

HSS-Co

WXL

2 FLUTE

TAPER

40°

PACKED
1 PIECE



Cutting Diameter Tolerance (h8)		
Size (mm)	mm	inch
1.6 ≤ D ≤ 3	+0 / -0.014	+0 / -0.0006
3 < D ≤ 6	+0 / -0.018	+0 / -0.0007
6 < D ≤ 10	+0 / -0.022	+0 / -0.0009
10 < D ≤ 17.859	+0 / -0.027	+0 / -0.0011

EDP Number		Diameter (D)					Flute Length	Overall Length	Shank Diameter	
		Fractional Size	Wire Gage	Letter Size	mm	Inch	FL (mm)	L (mm)	d (in)	d (mm)
8622816	●	-	-	-	1.600	0.06299	26.00	75.00	-	1.60
8622818	●	-	-	-	1.800	0.07087	26.00	75.00	-	1.80
17542411	●	5/64	-	-	1.984	0.07813	26.00	75.00	0.078	-
8622820	●	-	-	-	2.000	0.07874	26.00	75.00	-	2.00
8622821	●	-	-	-	2.100	0.08268	33.00	75.00	-	2.10
8622822	●	-	-	-	2.200	0.08661	33.00	75.00	-	2.20
8622823	●	-	-	-	2.300	0.09055	33.00	75.00	-	2.30
17543111	●	3/32	-	-	2.381	0.09375	33.00	75.00	0.094	-
8622824	●	-	-	-	2.400	0.09449	33.00	75.00	-	2.40
8622825	●	-	-	-	2.500	0.09843	33.00	75.00	-	2.50
8622826	●	-	-	-	2.600	0.10236	40.00	90.00	-	2.60
8622827	●	-	-	-	2.700	0.10630	40.00	90.00	-	2.70
17543811	●	7/64	-	-	2.778	0.10938	40.00	90.00	0.109	-
8622828	●	-	-	-	2.800	0.11024	40.00	90.00	-	2.80
8622829	●	-	-	-	2.900	0.11417	40.00	90.00	-	2.90
8622830	●	-	-	-	3.000	0.11811	40.00	90.00	-	3.00
8622831	●	-	-	-	3.100	0.12205	45.00	100.00	-	3.10
17544411	●	1/8	-	-	3.175	0.12500	45.00	100.00	0.125	-
8622832	●	-	-	-	3.200	0.12598	45.00	100.00	-	3.20
8622833	●	-	-	-	3.300	0.12992	45.00	100.00	-	3.30
8622834	●	-	-	-	3.400	0.13386	50.00	100.00	-	3.40
8622835	●	-	-	-	3.500	0.13780	50.00	100.00	-	3.50
17544711	●	9/64	-	-	3.572	0.14063	50.00	100.00	0.141	-
8622836	●	-	-	-	3.600	0.14173	50.00	100.00	-	3.60
8622837	●	-	-	-	3.700	0.14567	50.00	100.00	-	3.70
8622838	●	-	-	-	3.800	0.14961	50.00	100.00	-	3.80
8622839	●	-	-	-	3.900	0.15354	50.00	100.00	-	3.90
17545311	●	5/32	-	-	3.969	0.15625	50.00	100.00	0.156	-
8622840	●	-	-	-	4.000	0.15748	50.00	100.00	-	4.00
8622841	●	-	-	-	4.100	0.16142	55.00	115.00	-	4.10
8622842	●	-	-	-	4.200	0.16535	55.00	115.00	-	4.20
8622843	●	-	-	-	4.300	0.16929	60.00	115.00	-	4.30
17545911	●	11/64	-	-	4.366	0.17188	60.00	115.00	0.172	-
8622844	●	-	-	-	4.400	0.17323	60.00	115.00	-	4.40
8622845	●	-	-	-	4.500	0.17717	60.00	115.00	-	4.50
8622846	●	-	-	-	4.600	0.18110	60.00	115.00	-	4.60
8622847	●	-	-	-	4.700	0.18504	60.00	115.00	-	4.70
17546511	●	3/16	-	-	4.763	0.18750	65.00	115.00	0.188	-
8622848	●	-	-	-	4.800	0.18898	65.00	115.00	-	4.80
8622849	●	-	-	-	4.900	0.19291	65.00	115.00	-	4.90
8622850	●	-	-	-	5.000	0.19685	65.00	115.00	-	5.00
8622851	●	-	-	-	5.100	0.20079	70.00	128.00	-	5.10
17547211	●	13/64	-	-	5.159	0.20313	70.00	128.00	0.203	-

● Stocked ○ Available Upon Request; MOQ May Apply ▲ Globally Stocked



CONTINUED ▶

P Steel					M Stainless Steel			K Cast Iron	N Non-Ferrous		S HRSA		H Hardened Steel			
Carbon Steel			Alloy Steel	Die Steel					Aluminum		Nickel Alloy	Titanium				
Low	Medium	High							6061	7075						
1010	1035	1065	4140		300	400	17-4 PH						~35 HRC	35-45 HRC	45-50 HRC	50-70 HRC
1018	1045		4340													

○ Good ○ Best





List 1750 (Continued)



SPEED FEED
348

HSS-Co

WXL

2 FLUTE

TAPER

40°

PACKED
1 PIECE

V-SERIES HELIOS-10D



Cutting Diameter Tolerance (h8)		
Size (mm)	mm	inch
1.6 ≤ D ≤ 3	+0 / -0.014	+0 / -0.0006
3 < D ≤ 6	+0 / -0.018	+0 / -0.0007
6 < D ≤ 10	+0 / -0.022	+0 / -0.0009
10 < D ≤ 17.859	+0 / -0.027	+0 / -0.0011

ABOUT OSG

DRILLING

THREADING

MILLING

HOLDERS

INDEX

EDP Number		Diameter (D)					Flute Length	Overall Length	Shank Diameter	
		Fractional Size	Wire Gage	Letter Size	mm	Inch	FL (mm)	L (mm)	d (in)	d (mm)
8622852	●	-	-	-	5.200	0.20472	70.00	128.00	-	5.20
8622853	●	-	-	-	5.300	0.20866	70.00	128.00	-	5.30
8622854	●	-	-	-	5.400	0.21260	78.00	128.00	-	5.40
8622855	●	-	-	-	5.500	0.21654	78.00	128.00	-	5.50
17547711	●	7/32	-	-	5.556	0.21875	78.00	128.00	0.219	-
8622856	●	-	-	-	5.600	0.22047	78.00	128.00	-	5.60
8622857	●	-	-	-	5.700	0.22441	78.00	128.00	-	5.70
8622858	●	-	-	-	5.800	0.22835	78.00	128.00	-	5.80
8622859	●	-	-	-	5.900	0.23228	78.00	128.00	-	5.90
17548111	●	15/64	-	-	5.953	0.23438	78.00	128.00	0.234	-
8622860	●	-	-	-	6.000	0.23622	78.00	128.00	-	6.00
8622861	●	-	-	-	6.100	0.24016	87.00	140.00	-	6.10
8622862	●	-	-	-	6.200	0.24409	87.00	140.00	-	6.20
8622863	●	-	-	-	6.300	0.24803	87.00	140.00	-	6.30
17548511	●	1/4	-	E	6.350	0.25000	87.00	140.00	0.250	-
8622864	●	-	-	-	6.400	0.25197	87.00	140.00	-	6.40
8622865	●	-	-	-	6.500	0.25591	87.00	140.00	-	6.50
8622866	●	-	-	-	6.600	0.25984	87.00	140.00	-	6.60
8622867	●	-	-	-	6.700	0.26378	87.00	140.00	-	6.70
17548811	●	17/64	-	-	6.747	0.26563	90.00	140.00	0.266	-
8622868	●	-	-	-	6.800	0.26772	90.00	140.00	-	6.80
8622869	●	-	-	-	6.900	0.27165	90.00	140.00	-	6.90
8622870	●	-	-	-	7.000	0.27559	90.00	140.00	-	7.00
8622871	●	-	-	-	7.100	0.27953	100.00	155.00	-	7.10
17549111	●	9/32	-	-	7.144	0.28125	100.00	155.00	0.281	-
8622872	●	-	-	-	7.200	0.28346	100.00	155.00	-	7.20
8622873	●	-	-	-	7.300	0.28740	100.00	155.00	-	7.30
8622874	●	-	-	-	7.400	0.29134	100.00	155.00	-	7.40
8622875	●	-	-	-	7.500	0.29528	100.00	155.00	-	7.50
17549411	●	19/64	-	-	7.541	0.29688	105.00	155.00	0.297	-
8622876	●	-	-	-	7.600	0.29921	105.00	155.00	-	7.60
8622877	●	-	-	-	7.700	0.30315	105.00	155.00	-	7.70
8622878	●	-	-	-	7.800	0.30709	105.00	155.00	-	7.80
8622879	●	-	-	-	7.900	0.31102	105.00	155.00	-	7.90
17549611	●	5/16	-	-	7.938	0.31250	105.00	155.00	0.313	-
8622880	●	-	-	-	8.000	0.31496	105.00	155.00	-	8.00
8622881	●	-	-	-	8.100	0.31890	110.00	165.00	-	8.10
8622882	●	-	-	-	8.200	0.32284	110.00	165.00	-	8.20
8622883	●	-	-	-	8.300	0.32677	110.00	165.00	-	8.30
17549911	●	21/64	-	-	8.334	0.32813	110.00	165.00	0.656	-
8622884	●	-	-	-	8.400	0.33071	110.00	165.00	-	8.40
8622885	●	-	-	-	8.500	0.33465	110.00	165.00	-	8.50
8622886	●	-	-	-	8.600	0.33858	115.00	165.00	-	8.60
8622887	●	-	-	-	8.700	0.34252	115.00	165.00	-	8.70
17550211	●	11/32	-	-	8.731	0.34375	115.00	165.00	0.344	-
8622888	●	-	-	-	8.800	0.34646	115.00	165.00	-	8.80
8622889	●	-	-	-	8.900	0.35039	115.00	165.00	-	8.90
8622890	●	-	-	-	9.000	0.35433	115.00	165.00	-	9.00
8622891	●	-	-	-	9.100	0.35827	125.00	190.00	-	9.10
17550511	●	23/64	-	-	9.128	0.35938	125.00	190.00	0.359	-
8622892	●	-	-	-	9.200	0.36220	125.00	190.00	-	9.20
8622893	●	-	-	-	9.300	0.36614	125.00	190.00	-	9.30
8622894	●	-	-	-	9.400	0.37008	125.00	190.00	-	9.40

● Stocked ○ Available Upon Request; MOQ May Apply ▲ Globally Stocked





List 1750 (Continued)

V-SERIES HELIOS-10D



SPEED FEED 348	HSS-Co	WXL	2 FLUTE	TAPER	40°	PACKED 1 PIECE
--------------------------	---------------	------------	----------------	--------------	------------	--------------------------

EDP Number		Diameter (D)					Flute Length	Overall Length	Shank Diameter	
		Fractional Size	Wire Gage	Letter Size	mm	Inch	FL (mm)	L (mm)	d (in)	d (mm)
8622895	●	-	-	-	9.500	0.37402	125.00	190.00	-	9.50
17550711	●	3/8	-	-	9.525	0.37500	130.00	190.00	0.375	-
8622896	●	-	-	-	9.600	0.37795	130.00	190.00	-	9.60
8622897	●	-	-	-	9.700	0.38189	130.00	190.00	-	9.70
8622898	●	-	-	-	9.800	0.38583	130.00	190.00	-	9.80
8622899	●	-	-	-	9.900	0.38976	130.00	190.00	-	9.90
17551011	●	25/64	-	-	9.922	0.39063	130.00	190.00	0.391	-
8622900	●	-	-	-	10.000	0.39370	130.00	190.00	-	10.00
8622901	●	-	-	-	10.100	0.39764	140.00	205.00	-	10.10
8622902	●	-	-	-	10.200	0.40157	140.00	205.00	-	10.20
8622903	●	-	-	-	10.300	0.40551	140.00	205.00	-	10.30
17551311	●	13/32	-	-	10.319	0.40625	140.00	205.00	0.406	-
8622904	●	-	-	-	10.400	0.40945	140.00	205.00	-	10.40
8622905	●	-	-	-	10.500	0.41339	140.00	205.00	-	10.50
8622906	●	-	-	-	10.600	0.41732	145.00	205.00	-	10.60
8622907	●	-	-	-	10.700	0.42126	145.00	205.00	-	10.70
17551511	●	27/64	-	-	10.716	0.42188	145.00	205.00	0.422	-
8622908	●	-	-	-	10.800	0.42520	145.00	205.00	-	10.80
8622909	●	-	-	-	10.900	0.42913	145.00	205.00	-	10.90
8622910	●	-	-	-	11.000	0.43307	145.00	205.00	-	11.00
8622911	●	-	-	-	11.100	0.43701	155.00	215.00	-	11.10
17551611	●	7/16	-	-	11.113	0.43750	155.00	215.00	0.438	-
8622912	●	-	-	-	11.200	0.44094	155.00	215.00	-	11.20
8622913	●	-	-	-	11.300	0.44488	155.00	215.00	-	11.30
8622914	●	-	-	-	11.400	0.44882	155.00	215.00	-	11.40
8622915	●	-	-	-	11.500	0.45276	155.00	215.00	-	11.50
17551711	●	29/64	-	-	11.509	0.45313	155.00	215.00	0.453	-
8622916	●	-	-	-	11.600	0.45669	155.00	215.00	-	11.60
8622917	●	-	-	-	11.700	0.46063	155.00	215.00	-	11.70
8622918	●	-	-	-	11.800	0.46457	155.00	215.00	-	11.80
8622919	●	-	-	-	11.900	0.46850	155.00	215.00	-	11.90
17551811	●	15/32	-	-	11.906	0.46875	155.00	215.00	0.469	-
8622920	●	-	-	-	12.000	0.47244	155.00	215.00	-	12.00
17552011	●	1/2	-	-	12.700	0.50000	160.00	220.00	0.500	-
17525111	●	17/32	-	-	13.494	0.53125	175.00	225.00	0.531	-
17525311	●	9/16	-	-	14.288	0.56250	186.00	236.00	0.563	-
17525511	●	45/64	-	-	17.859	0.70313	233.00	283.00	0.703	-

● Stocked ○ Available Upon Request; MOQ May Apply ▲ Globally Stocked



P Steel					M			K	N		S		H			
Carbon Steel					Stainless Steel			Cast Iron	Non-Ferrous		HRSA		Hardened Steel			
Low	Medium	High	Alloy Steel	Die Steel	300	400	17-4 PH		Aluminum		Nickel Alloy	Titanium	~35 HRC	35-45 HRC	45-50 HRC	50-70 HRC
1010	1035	1045	4140					6061	7075	Casting	Inconel	6Al4V (30 HRC)				
○	○	○	○	○	○	○	○	○	○	○	○	○	○	○	○	○

○ Good ○ Best





List 1760

V-SERIES HELIOS-15D



SPEED FEED
348

HSS-Co


WXL

2 FLUTE

TAPER

40°

PACKED
1 PIECE



Cutting Diameter Tolerance (h8)		
Size (mm)	mm	inch
1.6 ≤ D ≤ 3	+0 / -0.014	+0 / -0.0006
3 < D ≤ 6	+0 / -0.018	+0 / -0.0007
6 < D ≤ 10	+0 / -0.022	+0 / -0.0009
10 < D ≤ 17.859	+0 / -0.027	+0 / -0.0011

ABOUT OSG

DRILLING

THREADING

MILLING

HOLDERS

INDEX

EDP Number		Diameter (D)					Flute Length FL (mm)	Overall Length L (mm)	Shank Diameter	
		Fractional Size	Wire Gage	Letter Size	mm	Inch			d (in)	d (mm)
8623016	●	-	-	-	1.600	0.06299	30.00	70.00	-	1.60
8623018	●	-	-	-	1.800	0.07087	34.00	75.00	-	1.80
17502411	●	5/64	-	-	1.984	0.07813	36.00	80.00	0.078	-
8623020	●	-	-	-	2.000	0.07874	36.00	80.00	-	2.00
8623021	●	-	-	-	2.100	0.08268	38.00	80.00	-	2.10
8623022	●	-	-	-	2.200	0.08661	40.00	80.00	-	2.20
8623023	●	-	-	-	2.300	0.09055	42.00	85.00	-	2.30
17503111	●	3/32	-	-	2.381	0.09375	44.00	85.00	0.094	-
8623024	●	-	-	-	2.400	0.09449	44.00	85.00	-	2.40
8623025	●	-	-	-	2.500	0.09843	46.00	85.00	-	2.50
8623026	●	-	-	-	2.600	0.10236	48.00	100.00	-	2.60
8623027	●	-	-	-	2.700	0.10630	50.00	100.00	-	2.70
17503811	●	7/64	-	-	2.778	0.10938	50.00	100.00	0.109	-
8623028	●	-	-	-	2.800	0.11024	50.00	100.00	-	2.80
8623029	●	-	-	-	2.900	0.11417	54.00	105.00	-	2.90
8623030	●	-	-	-	3.000	0.11811	54.00	105.00	-	3.00
8623031	●	-	-	-	3.100	0.12205	56.00	110.00	-	3.10
17504411	●	1/8	-	-	3.175	0.12500	58.00	110.00	0.125	-
8623032	●	-	-	-	3.200	0.12598	58.00	110.00	-	3.20
8623033	●	-	-	-	3.300	0.12992	60.00	110.00	-	3.30
8623034	●	-	-	-	3.400	0.13386	62.00	115.00	-	3.40
8623035	●	-	-	-	3.500	0.13780	64.00	115.00	-	3.50
17504711	●	9/64	-	-	3.572	0.14063	64.00	115.00	0.141	-
8623036	●	-	-	-	3.600	0.14173	66.00	115.00	-	3.60
8623037	●	-	-	-	3.700	0.14567	68.00	120.00	-	3.70
8623038	●	-	-	-	3.800	0.14961	70.00	120.00	-	3.80
8623039	●	-	-	-	3.900	0.15354	70.00	120.00	-	3.90
17505311	●	5/32	-	-	3.969	0.15625	72.00	120.00	0.156	-
8623040	●	-	-	-	4.000	0.15748	72.00	120.00	-	4.00
8623041	●	-	-	-	4.100	0.16142	74.00	135.00	-	4.10
8623042	●	-	-	-	4.200	0.16535	76.00	135.00	-	4.20
8623043	●	-	-	-	4.300	0.16929	78.00	140.00	-	4.30
17505911	●	11/64	-	-	4.366	0.17188	78.00	140.00	0.172	-
8623044	●	-	-	-	4.400	0.17323	80.00	140.00	-	4.40
8623045	●	-	-	-	4.500	0.17717	82.00	140.00	-	4.50
8623046	●	-	-	-	4.600	0.18110	84.00	145.00	-	4.60
8623047	●	-	-	-	4.700	0.18504	86.00	145.00	-	4.70
17506511	●	3/16	-	-	4.763	0.18750	86.00	145.00	0.188	-
8623048	●	-	-	-	4.800	0.18898	86.00	145.00	-	4.80
8623049	●	-	-	-	4.900	0.19291	88.00	150.00	-	4.90
8623050	●	-	-	-	5.000	0.19685	90.00	150.00	-	5.00
8623051	●	-	-	-	5.100	0.20079	92.00	150.00	-	5.10
17507211	●	13/64	-	-	5.159	0.20313	92.00	150.00	0.203	-
8623052	●	-	-	-	5.200	0.20472	94.00	155.00	-	5.20
8623053	●	-	-	-	5.300	0.20866	96.00	155.00	-	5.30
8623054	●	-	-	-	5.400	0.21260	98.00	155.00	-	5.40
8623055	●	-	-	-	5.500	0.21654	100.00	155.00	-	5.50
17507711	●	7/32	-	-	5.556	0.21875	100.00	155.00	0.219	-
8623056	●	-	-	-	5.600	0.22047	102.00	160.00	-	5.60
8623057	●	-	-	-	5.700	0.22441	104.00	165.00	-	5.70
8623058	●	-	-	-	5.800	0.22835	106.00	165.00	-	5.80
17508111	●	15/64	-	-	5.950	0.23438	108.00	170.00	0.234	-
8623060	●	-	-	-	6.000	0.23622	108.00	170.00	-	6.00
8623062	●	-	-	-	6.200	0.24409	112.00	170.00	-	6.20
8623063	●	-	-	-	6.300	0.24803	114.00	175.00	-	6.30
17508511	●	1/4	-	E	6.350	0.25000	114.00	175.00	0.250	-
8623065	●	-	-	-	6.500	0.25591	118.00	200.00	-	6.50

● Stocked ○ Available Upon Request; MOQ May Apply ▲ Globally Stocked



List 1760 (Continued)

V-SERIES HELIOS-15D

	SPEED FEED 348	HSS-Co	WXL	2 FLUTE	TAPER	40°	PACKED 1 PIECE
--	--------------------------	---------------	------------	----------------	--------------	------------	--------------------------

EDP Number		Diameter (D)					Flute Length	Overall Length	Shank Diameter	
		Fractional Size	Wire Gage	Letter Size	mm	Inch	FL (mm)	L (mm)	d (in)	d (mm)
8623066	●	-	-	-	6.600	0.25984	120.00	200.00	-	6.60
17508811	●	17/64	-	-	6.747	0.26563	120.00	200.00	0.266	-
8623068	●	-	-	-	6.800	0.26772	120.00	200.00	-	6.80
8623069	●	-	-	-	6.900	0.27165	124.00	200.00	-	6.90
8623070	●	-	-	-	7.000	0.27559	126.00	200.00	-	7.00
8623071	●	-	-	-	7.100	0.27953	126.00	200.00	-	7.10
17509111	●	9/32	-	-	7.144	0.28125	130.00	205.00	0.281	-
8623075	●	-	-	-	7.500	0.29528	136.00	205.00	-	7.50
17509411	●	19/64	-	-	7.541	0.29688	136.00	205.00	0.297	-
17509611	●	5/16	-	-	7.938	0.31250	144.00	215.00	0.313	-
8623080	●	-	-	-	8.000	0.31496	144.00	215.00	-	8.00
8623081	●	-	-	-	8.100	0.31890	146.00	215.00	-	8.10
8623082	●	-	-	-	8.200	0.32283	148.00	220.00	-	8.20
17509911	●	21/64	-	-	8.334	0.32813	150.00	220.00	0.656	-
8623085	●	-	-	-	8.500	0.33465	154.00	225.00	-	8.50
8623086	●	-	-	-	8.600	0.33858	156.00	225.00	-	8.60
17510211	●	11/32	-	-	8.731	0.34375	160.00	230.00	0.344	-
8623088	●	-	-	-	8.800	0.34646	160.00	230.00	-	8.80
8623090	●	-	-	-	9.000	0.35433	162.00	230.00	-	9.00
17510511	●	23/64	-	-	9.128	0.35938	165.00	235.00	0.359	-
8623093	●	-	-	-	9.300	0.36614	168.00	240.00	-	9.30
8623095	●	-	-	-	9.500	0.37402	172.00	240.00	-	9.50
17510711	●	3/8	-	-	9.525	0.37500	172.00	240.00	0.375	-
8623097	●	-	-	-	9.700	0.38189	176.00	245.00	-	9.70
8623098	●	-	-	-	9.800	0.38583	178.00	245.00	-	9.80
17511011	●	25/64	-	-	9.922	0.39063	180.00	250.00	0.391	-
8623100	●	-	-	-	10.000	0.39370	180.00	250.00	-	10.00
17511311	●	13/32	-	-	10.319	0.40625	185.00	260.00	0.406	-
8623105	●	-	-	-	10.500	0.41339	190.00	270.00	-	10.50
17511511	●	27/64	-	-	10.716	0.42188	195.00	275.00	0.422	-
8623110	●	-	-	-	11.000	0.43307	200.00	280.00	-	11.00
17511611	●	7/16	-	-	11.113	0.43750	200.00	280.00	0.438	-
8623115	●	-	-	-	11.500	0.45276	208.00	290.00	-	11.50
17511711	●	29/64	-	-	11.509	0.45313	210.00	290.00	0.453	-
8623118	●	-	-	-	11.800	0.46457	214.00	295.00	-	11.80
17511811	●	15/32	-	-	11.906	0.46875	215.00	295.00	0.469	-
8623120	●	-	-	-	12.000	0.47244	216.00	300.00	-	12.00
17512011	●	1/2	-	-	12.700	0.50000	230.00	310.00	0.500	-
17525711	●	17/32	-	-	13.494	0.53125	243.00	293.00	0.531	-
17525911	●	9/16	-	-	14.288	0.56250	257.00	307.00	0.563	-
17526111	●	45/64	-	-	17.859	0.70313	322.00	372.00	0.703	-

● Stocked ○ Available Upon Request; MOQ May Apply ▲ Globally Stocked



P					M			K	N		S		H				
Steel					Stainless Steel			Cast Iron	Non-Ferrous		HRSA		Hardened Steel				
Carbon Steel			Alloy Steel	Die Steel	Aluminum		Nickel Alloy		Titanium								
Low	Medium	High			6061	7075				Casting	Inconel	6Al4V (30 HRC)	~35 HRC	35-45 HRC	45-50 HRC	50-70 HRC	
1010	1035	1045	1065	4140	4340	300	400	17-4 PH	6061	7075	Casting	Inconel	6Al4V (30 HRC)	~35 HRC	35-45 HRC	45-50 HRC	50-70 HRC
○	○	○	○	○	○	○	○	○	○	○	○	○	○	○	○	○	○

○ Good ○ Best





List 1770

V-SERIES HELIOS-20D



SPEED FEED
348

HSS-Co


WXL

2 FLUTE

TAPER

40°

PACKED
1 PIECE



Cutting Diameter Tolerance (h8)		
Size (mm)	mm	inch
1.6 ≤ D ≤ 3	+0 / -0.014	+0 / -0.0006
3 < D ≤ 6	+0 / -0.018	+0 / -0.0007
6 < D ≤ 10	+0 / -0.022	+0 / -0.0009
10 < D ≤ 14.288	+0 / -0.027	+0 / -0.0011

ABOUT OSG

DRILLING

THREADING

MILLING

HOLDERS

INDEX

EDP Number		Diameter (D)					Flute Length	Overall Length	Shank Diameter	
		Fractional Size	Wire Gage	Letter Size	mm	Inch	FL (mm)	L (mm)	d (in)	d (mm)
8623216	●	-	-	-	1.600	0.06299	38.00	85.00	-	1.60
8623218	●	-	-	-	1.800	0.07087	42.00	85.00	-	1.80
17515311	●	5/64	-	-	1.984	0.07813	46.00	85.00	0.078	-
8623220	●	-	-	-	2.000	0.07874	46.00	85.00	-	2.00
8623221	●	-	-	-	2.100	0.08268	50.00	90.00	-	2.10
8623222	●	-	-	-	2.200	0.08661	52.00	90.00	-	2.20
8623223	●	-	-	-	2.300	0.09055	54.00	95.00	-	2.30
17516011	●	3/32	-	-	2.381	0.09375	56.00	95.00	0.094	-
8623224	●	-	-	-	2.400	0.09449	56.00	95.00	-	2.40
8623225	●	-	-	-	2.500	0.09843	58.00	100.00	-	2.50
8623226	●	-	-	-	2.600	0.10236	60.00	110.00	-	2.60
8623227	●	-	-	-	2.700	0.10630	64.00	115.00	-	2.70
17516711	●	7/64	-	-	2.778	0.10938	66.00	115.00	0.109	-
8623228	●	-	-	-	2.800	0.11024	66.00	115.00	-	2.80
8623229	●	-	-	-	2.900	0.11417	68.00	120.00	-	2.90
8623230	●	-	-	-	3.000	0.11811	70.00	120.00	-	3.00
8623231	●	-	-	-	3.100	0.12205	72.00	125.00	-	3.10
17517311	●	1/8	-	-	3.175	0.12500	74.00	125.00	0.125	-
8623232	●	-	-	-	3.200	0.12598	74.00	125.00	-	3.20
8623233	●	-	-	-	3.300	0.12992	76.00	125.00	-	3.30
8623234	●	-	-	-	3.400	0.13386	80.00	130.00	-	3.40
8623235	●	-	-	-	3.500	0.13780	82.00	130.00	-	3.50
17517611	●	9/64	-	-	3.572	0.14063	82.00	130.00	0.141	-
8623237	●	-	-	-	3.700	0.14567	86.00	135.00	-	3.70
8623238	●	-	-	-	3.800	0.14961	88.00	140.00	-	3.80
17518211	●	5/32	-	-	3.969	0.15625	92.00	140.00	0.156	-
8623240	●	-	-	-	4.000	0.15748	92.00	140.00	-	4.00
8623241	●	-	-	-	4.100	0.16142	96.00	155.00	-	4.10
8623242	●	-	-	-	4.200	0.16535	98.00	155.00	-	4.20
8623243	●	-	-	-	4.300	0.16929	100.00	160.00	-	4.30
17518811	●	11/64	-	-	4.366	0.17188	100.00	160.00	0.172	-
8623245	●	-	-	-	4.500	0.17717	104.00	165.00	-	4.50
8623246	●	-	-	-	4.600	0.18110	106.00	165.00	-	4.60
17519411	●	3/16	-	-	4.763	0.18750	110.00	170.00	0.188	-
8623248	●	-	-	-	4.800	0.18898	112.00	170.00	-	4.80
8623250	●	-	-	-	5.000	0.19685	116.00	175.00	-	5.00
8623251	●	-	-	-	5.100	0.20079	118.00	180.00	-	5.10
17520111	●	13/64	-	-	5.159	0.20313	120.00	180.00	0.203	-
8623252	●	-	-	-	5.200	0.20472	120.00	180.00	-	5.20
8623255	●	-	-	-	5.500	0.21654	128.00	185.00	-	5.50
17520611	●	7/32	-	-	5.556	0.21875	128.00	185.00	0.219	-
8623257	●	-	-	-	5.700	0.22441	132.00	190.00	-	5.70
8623258	●	-	-	-	5.800	0.22835	134.00	200.00	-	5.80
17521011	●	15/64	-	-	5.953	0.23438	138.00	200.00	0.234	-
8623260	●	-	-	-	6.000	0.23622	138.00	200.00	-	6.00
17521411	●	1/4	-	E	6.350	0.25000	146.00	200.00	0.250	-
8623265	●	-	-	-	6.500	0.25591	150.00	225.00	-	6.50
17521711	●	17/64	-	-	6.747	0.26563	156.00	225.00	0.266	-
8623270	●	-	-	-	7.000	0.27559	162.00	230.00	-	7.00
17522011	●	9/32	-	-	7.144	0.28125	164.00	235.00	0.281	-
8623275	●	-	-	-	7.500	0.29528	174.00	245.00	-	7.50
17522311	●	19/64	-	-	7.541	0.29688	174.00	245.00	0.297	-
17522511	●	5/16	-	-	7.938	0.31250	184.00	255.00	0.313	-

● Stocked ○ Available Upon Request; MOQ May Apply ▲ Globally Stocked



List 1770 (Continued)

V-SERIES HELIOS-20D



SPEED FEED
348

HSS-Co

WXL

2 FLUTE

TAPER

40°

PACKED
1 PIECE

EDP Number		Diameter (D)					Flute Length	Overall Length	Shank Diameter	
		Fractional Size	Wire Gage	Letter Size	mm	Inch	FL (mm)	L (mm)	d (in)	d (mm)
8623280	●	-	-	-	8.000	0.31496	184.00	255.00	-	8.00
8623281	●	-	-	-	8.100	0.31890	188.00	255.00	-	8.10
8623282	●	-	-	-	8.200	0.32283	190.00	260.00	-	8.20
17522811	●	21/64	-	-	8.334	0.32813	192.00	260.00	0.656	-
8623285	●	-	-	-	8.500	0.33465	196.00	265.00	-	8.50
17523111	●	11/32	-	-	8.731	0.34375	200.00	270.00	0.344	-
8623290	●	-	-	-	9.000	0.35433	208.00	275.00	-	9.00
17523411	●	23/64	-	-	9.128	0.35938	210.00	275.00	0.359	-
17523611	●	3/8	-	-	9.525	0.37500	220.00	290.00	0.375	-
17523911	●	25/64	-	-	9.922	0.39063	230.00	300.00	0.391	-
8623300	●	-	-	-	10.000	0.39370	230.00	300.00	-	10.00
17524211	●	13/32	-	-	10.319	0.40625	238.00	300.00	0.406	-
17524411	●	27/64	-	-	10.716	0.42188	246.00	340.00	0.422	-
8623310	●	-	-	-	11.000	0.43307	254.00	350.00	-	11.00
17524511	●	7/16	-	-	11.113	0.43750	255.00	350.00	0.438	-
17524611	●	29/64	-	-	11.509	0.45313	265.00	350.00	0.453	-
17524711	●	15/32	-	-	11.906	0.46875	274.00	350.00	0.469	-
8623320	●	-	-	-	12.000	0.47244	276.00	350.00	-	12.00
17524911	●	1/2	-	-	12.700	0.50000	292.00	360.00	0.500	-
17526311	●	17/32	-	-	13.494	0.53125	310.00	360.00	0.531	-
17526511	●	9/16	-	-	14.288	0.56250	328.00	378.00	0.563	-

● Stocked ○ Available Upon Request; MOQ May Apply ▲ Globally Stocked



P					M			K	N		S		H				
Steel					Stainless Steel			Cast Iron	Non-Ferrous		HRSA		Hardened Steel				
Carbon Steel			Alloy Steel	Die Steel	Aluminum		Nickel Alloy		Titanium								
Low	Medium	High			6061	7075				Casting	Inconel	6Al4V (30 HRC)	~35 HRC	35-45 HRC	45-50 HRC	50-70 HRC	
1010	1035	1045	1065	4140	4340	300	400	17-4 PH	6061	7075	Casting	Inconel	6Al4V (30 HRC)	~35 HRC	35-45 HRC	45-50 HRC	50-70 HRC
○	○	○	○	○	○	○	○	○	○	○	○	○	○	○	○	○	○

○ Good ○ Best






List 1800

V-SELECT V-SDR

SPEED FEED 349	HSSE	V	2 FLUTE	JOBBER	35°	PACKED 1 PIECE
--------------------------	-------------	----------	----------------	---------------	------------	--------------------------



Cutting Diameter Tolerance (h8)		
Size (mm)	mm	inch
2 ≤ D ≤ 3	+0 / -0.014	+0 / -0.0006
3 < D ≤ 6	+0 / -0.018	+0 / -0.0007
6 < D ≤ 10	+0 / -0.022	+0 / -0.0009
10 < D ≤ 13	+0 / -0.027	+0 / -0.0011

ABOUT OSG

DRILLING

THREADING

MILLING

HOLDERS

INDEX

EDP Number		Diameter (D)					Flute Length FL (mm)	Overall Length L (mm)	Shank Diameter d (mm)
		Fractional Size	Wire Gage	Letter Size	mm	Inch			
8594020	●	-	-	-	2.000	0.07874	24.00	49.00	2.00
8594021	●	-	-	-	2.100	0.08268	24.00	49.00	2.10
8594022	●	-	-	-	2.200	0.08661	27.00	53.00	2.20
8594023	●	-	-	-	2.300	0.09055	27.00	53.00	2.30
8594024	●	-	-	-	2.400	0.09449	30.00	57.00	2.40
8594025	●	-	-	-	2.500	0.09843	30.00	57.00	2.50
8594026	●	-	-	-	2.600	0.10236	30.00	57.00	2.60
8594027	●	-	-	-	2.700	0.10630	33.00	61.00	2.70
8594028	●	-	-	-	2.800	0.11024	33.00	61.00	2.80
8594029	●	-	-	-	2.900	0.11417	33.00	61.00	2.90
8594030	●	-	-	-	3.000	0.11811	33.00	61.00	3.00
8594031	●	-	-	-	3.100	0.12205	36.00	65.00	3.10
8594032	●	-	-	-	3.200	0.12598	36.00	65.00	3.20
8594033	●	-	-	-	3.300	0.12992	36.00	65.00	3.30
8594034	●	-	-	-	3.400	0.13386	39.00	70.00	3.40
8594035	●	-	-	-	3.500	0.13780	39.00	70.00	3.50
8594036	●	-	-	-	3.600	0.14173	39.00	70.00	3.60
8594037	●	-	-	-	3.700	0.14567	39.00	70.00	3.70
8594038	●	-	-	-	3.800	0.14961	43.00	75.00	3.80
8594039	●	-	-	-	3.900	0.15354	43.00	75.00	3.90
8594040	●	-	-	-	4.000	0.15748	43.00	75.00	4.00
8594041	●	-	-	-	4.100	0.16142	43.00	75.00	4.10
8594042	●	-	-	-	4.200	0.16535	43.00	75.00	4.20
8594043	●	-	-	-	4.300	0.16929	47.00	80.00	4.30
8594044	●	-	-	-	4.400	0.17323	47.00	80.00	4.40
8594045	●	-	-	-	4.500	0.17717	47.00	80.00	4.50
8594046	●	-	-	-	4.600	0.18110	47.00	80.00	4.60
8594047	●	-	-	-	4.700	0.18504	47.00	80.00	4.70
8594048	●	-	-	-	4.800	0.18898	52.00	86.00	4.80
8594049	●	-	-	-	4.900	0.19291	52.00	86.00	4.90
8594050	●	-	-	-	5.000	0.19685	52.00	86.00	5.00
8594051	●	-	-	-	5.100	0.20079	52.00	86.00	5.10
8594052	●	-	-	-	5.200	0.20472	52.00	86.00	5.20
8594053	●	-	-	-	5.300	0.20866	52.00	86.00	5.30
8594054	●	-	-	-	5.400	0.21260	57.00	93.00	5.40
8594055	●	-	-	-	5.500	0.21654	57.00	93.00	5.50
8594056	●	-	-	-	5.600	0.22047	57.00	93.00	5.60
8594057	●	-	-	-	5.700	0.22441	57.00	93.00	5.70
8594058	●	-	-	-	5.800	0.22835	57.00	93.00	5.80
8594059	●	-	-	-	5.900	0.23228	57.00	93.00	5.90
8594060	●	-	-	-	6.000	0.23622	57.00	93.00	6.00
8594061	●	-	-	-	6.100	0.24016	63.00	101.00	6.10
8594062	●	-	-	-	6.200	0.24409	63.00	101.00	6.20
8594063	●	-	-	-	6.300	0.24803	63.00	101.00	6.30
8594064	●	-	-	-	6.400	0.25197	63.00	101.00	6.40
8594065	●	-	-	-	6.500	0.25591	63.00	101.00	6.50
8594066	●	-	-	-	6.600	0.25984	63.00	101.00	6.60
8594067	●	-	-	-	6.700	0.26378	63.00	101.00	6.70
8594068	●	-	-	-	6.800	0.26772	69.00	109.00	6.80
8594069	●	-	-	-	6.900	0.27165	69.00	109.00	6.90
8594070	●	-	-	-	7.000	0.27559	69.00	109.00	7.00
8594071	●	-	-	-	7.100	0.27953	69.00	109.00	7.10
8594072	●	-	-	-	7.200	0.28346	69.00	109.00	7.20

● Stocked ○ Available Upon Request; MOQ May Apply ▲ Globally Stocked



List 1800 (Continued)

V-SELECT V-SDR

SPEED FEED 349	HSSE	V	2 FLUTE	JOBBER	35°	PACKED 1 PIECE
--------------------------	-------------	----------	----------------	---------------	------------	--------------------------

EDP Number		Diameter (D)					Flute Length	Overall Length	Shank Diameter
		Fractional Size	Wire Gage	Letter Size	mm	Inch	FL (mm)	L (mm)	d (mm)
8594073	●	-	-	-	7.300	0.28740	69.00	109.00	7.30
8594074	●	-	-	-	7.400	0.29134	69.00	109.00	7.40
8594075	●	-	-	-	7.500	0.29528	69.00	109.00	7.50
8594076	●	-	-	-	7.600	0.29921	75.00	117.00	7.60
8594077	●	-	-	-	7.700	0.30315	75.00	117.00	7.70
8594078	●	-	-	-	7.800	0.30709	75.00	117.00	7.80
8594079	●	-	-	-	7.900	0.31102	75.00	117.00	7.90
8594080	●	-	-	-	8.000	0.31496	75.00	117.00	8.00
8594081	●	-	-	-	8.100	0.31890	75.00	117.00	8.10
8594082	●	-	-	-	8.200	0.32283	75.00	117.00	8.20
8594083	●	-	-	-	8.300	0.32677	75.00	117.00	8.30
8594084	●	-	-	-	8.400	0.33071	75.00	117.00	8.40
8594085	●	-	-	-	8.500	0.33465	75.00	117.00	8.50
8594086	●	-	-	-	8.600	0.33858	81.00	125.00	8.60
8594087	●	-	-	-	8.700	0.34252	81.00	125.00	8.70
8594088	●	-	-	-	8.800	0.34646	81.00	125.00	8.80
8594089	●	-	-	-	8.900	0.35039	81.00	125.00	8.90
8594090	●	-	-	-	9.000	0.35433	81.00	125.00	9.00
8594091	●	-	-	-	9.100	0.35827	81.00	125.00	9.10
8594092	●	-	-	-	9.200	0.36220	81.00	125.00	9.20
8594093	●	-	-	-	9.300	0.36614	81.00	125.00	9.30
8594094	●	-	-	-	9.400	0.37008	81.00	125.00	9.40
8594095	●	-	-	-	9.500	0.37402	81.00	125.00	9.50
8594096	●	-	-	-	9.600	0.37795	87.00	133.00	9.60
8594097	●	-	-	-	9.700	0.38189	87.00	133.00	9.70
8594098	●	-	-	-	9.800	0.38583	87.00	133.00	9.80
8594099	●	-	-	-	9.900	0.38976	87.00	133.00	9.90
8594100	●	-	-	-	10.000	0.39370	87.00	133.00	10.00
8594101	●	-	-	-	10.100	0.39764	87.00	133.00	10.10
8594102	●	-	-	-	10.200	0.40157	87.00	133.00	10.20
8594103	●	-	-	-	10.300	0.40551	87.00	133.00	10.30
8594104	●	-	-	-	10.400	0.40945	87.00	133.00	10.40
8594105	●	-	-	-	10.500	0.41339	87.00	133.00	10.50
8594106	●	-	-	-	10.600	0.41732	87.00	133.00	10.60
8594107	●	-	-	-	10.700	0.42126	94.00	142.00	10.70
8594108	●	-	-	-	10.800	0.42520	94.00	142.00	10.80
8594109	●	-	-	-	10.900	0.42913	94.00	142.00	10.90
8594110	●	-	-	-	11.000	0.43307	94.00	142.00	11.00
8594111	●	-	-	-	11.100	0.43701	94.00	142.00	11.10
8594112	●	-	-	-	11.200	0.44094	94.00	142.00	11.20
8594113	●	-	-	-	11.300	0.44488	94.00	142.00	11.30
8594114	●	-	-	-	11.400	0.44882	94.00	142.00	11.40
8594115	●	-	-	-	11.500	0.45276	94.00	142.00	11.50
8594116	●	-	-	-	11.600	0.45669	94.00	142.00	11.60
8594117	●	-	-	-	11.700	0.46063	94.00	142.00	11.70
8594118	●	-	-	-	11.800	0.46457	94.00	142.00	11.80
8594119	●	-	-	-	11.900	0.46850	101.00	151.00	11.90
8594120	●	-	-	-	12.000	0.47244	101.00	151.00	12.00
8594121	●	-	-	-	12.100	0.47638	101.00	151.00	12.10

● Stocked ○ Available Upon Request; MOQ May Apply ▲ Globally Stocked



CONTINUED

P					M			K	N		S		H			
Steel					Stainless Steel			Cast Iron	Non-Ferrous		HRSA		Hardened Steel			
Carbon Steel			Alloy Steel	Die Steel	300	400	17-4 PH		Aluminum		Nickel Alloy	Titanium	~35 HRC	35-45 HRC	45-50 HRC	50-70 HRC
Low	Medium	High							6061	7075						
1010	1035	1065	4140	4340												
1018	1045															

○ Good ⊗ Best






List 1800 (Continued)

V-SELECT V-SDR

SPEED FEED 349	HSSE	V	2 FLUTE	JOBBER	35°	PACKED 1 PIECE
--------------------------	-------------	----------	----------------	---------------	------------	--------------------------



Cutting Diameter Tolerance (h8)		
Size (mm)	mm	inch
2 ≤ D ≤ 3	+0 / -0.014	+0 / -0.0006
3 < D ≤ 6	+0 / -0.018	+0 / -0.0007
6 < D ≤ 10	+0 / -0.022	+0 / -0.0009
10 < D ≤ 13	+0 / -0.027	+0 / -0.0011

EDP Number		Diameter (D)					Flute Length	Overall Length	Shank Diameter
		Fractional Size	Wire Gage	Letter Size	mm	Inch	FL (mm)	L (mm)	d (mm)
8594122	●	-	-	-	12.200	0.48031	101.00	151.00	12.20
8594123	●	-	-	-	12.300	0.48425	101.00	151.00	12.30
8594124	●	-	-	-	12.400	0.48819	101.00	151.00	12.40
8594125	●	-	-	-	12.500	0.49213	101.00	151.00	12.50
8594126	●	-	-	-	12.600	0.49606	101.00	151.00	12.60
8594127	●	1/2	-	-	12.700	0.50000	101.00	151.00	12.70
8594128	●	-	-	-	12.800	0.50394	101.00	151.00	12.80
8594129	●	-	-	-	12.900	0.50787	101.00	151.00	12.90
8594130	●	-	-	-	13.000	0.51181	101.00	151.00	13.00

● Stocked ○ Available Upon Request; MOQ May Apply ▲ Globally Stocked



P					M			K	N		S		H			
Steel					Stainless Steel			Cast Iron	Non-Ferrous		HRSA		Hardened Steel			
Carbon Steel			Alloy Steel	Die Steel	Aluminum		Nickel Alloy		Titanium							
Low	Medium	High			6061	Casting				Inconel	6Al4V (30 HRC)	~35 HRC	35-45 HRC	45-50 HRC	50-70 HRC	
1010	1035	1065	4140	4340	300	400	17-4 PH	6061	7075	Casting	Inconel	6Al4V (30 HRC)	~35 HRC	35-45 HRC	45-50 HRC	50-70 HRC
○	○	○	○		○	○	○		○	○	○	○	○	○	○	○

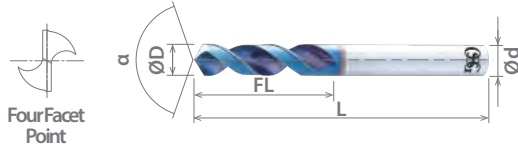
○ Good ○ Best



List 1150

NEXUS-GDS

SPEED FEED 350-351	HSSE	WD1	2 FLUTE	STUB	40°	PACKED 1 PIECE
------------------------------	-------------	------------	----------------	-------------	------------	--------------------------



Cutting Diameter Tolerance (h8)		
Size (mm)	mm	inch
1 ≤ D ≤ 3	+0 / -0.014	+0 / -0.0006
3 < D ≤ 6	+0 / -0.018	+0 / -0.0007
6 < D ≤ 10	+0 / -0.022	+0 / -0.0009
10 < D ≤ 12.7	+0 / -0.027	+0 / -0.0011

EDP Number		Diameter (D)					Flute Length	Overall Length	Shank Diameter	Point Angle
		Fractional Size	Wire Gage	Letter Size	mm	Inch	FL (mm)	L (mm)	d (mm)	α
8650100	●	-	-	-	1.000	0.03937	6.00	38.00	3.00	140
11507615	●	-	-	-	1.250	0.04921	8.00	40.00	3.00	140
11509115	●	-	54	-	1.397	0.05500	9.00	41.00	3.00	140
8650150	●	-	-	-	1.500	0.05906	9.00	41.00	3.00	140
11511115	●	-	-	-	1.600	0.06299	10.00	42.00	3.00	140
11511615	●	-	-	-	1.650	0.06496	10.00	42.00	3.00	140
11512915	●	-	50	-	1.778	0.07000	11.00	43.00	3.00	140
8650180	●	-	-	-	1.800	0.07087	11.00	43.00	3.00	140
8650181	●	-	-	-	1.810	0.07126	11.00	43.00	3.00	140
8650183	●	-	-	-	1.830	0.07205	11.00	43.00	3.00	140
11513615	●	-	49	-	1.854	0.07300	11.00	43.00	3.00	140
11514915	●	5/64	-	-	1.984	0.07813	12.00	44.00	3.00	140
8650200	●	-	-	-	2.000	0.07874	12.00	44.00	3.00	130
11515915	●	-	45	-	2.083	0.08200	12.00	44.00	3.00	130
8650211	●	-	-	-	2.110	0.08307	12.00	44.00	3.00	130
8650213	●	-	-	-	2.130	0.08386	13.00	45.00	3.00	130
11516915	●	-	44	-	2.184	0.08600	13.00	45.00	3.00	130
11517715	●	-	43	-	2.261	0.08900	13.00	45.00	3.00	130
8650228	●	-	-	-	2.280	0.08976	13.00	45.00	3.00	130
8650230	●	-	-	-	2.300	0.09055	13.00	45.00	3.00	130
11518815	●	-	42	-	2.375	0.09350	14.00	46.00	3.00	130
8650238	●	-	-	-	2.380	0.09370	14.00	46.00	3.00	130
8650240	●	-	-	-	2.400	0.09449	14.00	46.00	3.00	130
8650250	●	-	-	-	2.500	0.09843	14.00	46.00	3.00	130
11520415	●	-	39	-	2.527	0.09950	14.00	46.00	3.00	130
11520915	●	-	38	-	2.578	0.10150	14.00	46.00	3.00	130
8650260	●	-	-	-	2.600	0.10236	14.00	46.00	3.00	130
11521515	●	-	37	-	2.642	0.10400	14.00	46.00	3.00	130
11522215	●	-	36	-	2.705	0.10650	16.00	48.00	3.00	130
8650276	●	-	-	-	2.760	0.10866	16.00	48.00	3.00	130
8650278	●	-	-	-	2.780	0.10945	16.00	48.00	3.00	130
8650280	●	-	-	-	2.800	0.11024	16.00	48.00	3.00	130
11523815	●	-	33	-	2.870	0.11300	16.00	48.00	3.00	130
11524115	●	-	-	-	2.900	0.11417	16.00	48.00	3.00	130
8650300	●	-	-	-	3.000	0.11811	16.00	48.00	3.00	130
11526115	●	-	-	-	3.100	0.12205	18.00	50.00	4.00	130
11526915	●	1/8	-	-	3.175	0.12500	18.00	50.00	4.00	130
8650320	●	-	-	-	3.200	0.12598	18.00	50.00	4.00	130
8650325	●	-	-	-	3.250	0.12795	18.00	50.00	4.00	130
8650330	●	-	-	-	3.300	0.12992	18.00	50.00	4.00	130
8650340	●	-	-	-	3.400	0.13386	20.00	52.00	4.00	130
11529615	●	-	29	-	3.454	0.13600	20.00	52.00	4.00	130
8650350	●	-	-	-	3.500	0.13780	20.00	52.00	4.00	130

● Stocked ○ Available Upon Request; MOQ May Apply ▲ Globally Stocked



CONTINUED ➔

P					M			K	N		S		H				
Steel					Stainless Steel			Cast Iron	Non-Ferrous		HRSA		Hardened Steel				
Carbon Steel			Alloy Steel	Die Steel					Aluminum	Nickel Alloy	Titanium						
Low	Medium	High						6061				7075	Casting	Inconel	6Al4V (30 HRC)	~35 HRC	35-45 HRC
1010	1035	1045	1065	4140	4340	300	400	17-4 PH	6061	7075	Casting	Inconel	6Al4V (30 HRC)	~35 HRC	35-45 HRC	45-50 HRC	50-70 HRC
○	○	○	○	○	○	○	○	○	○	○	○	○	○	○	○	○	○

○ Good ○ Best



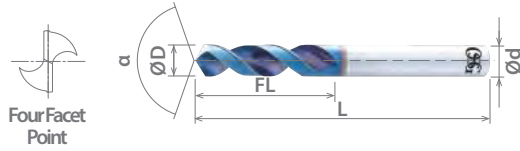


List 1150 (Continued)

NEXUS-GDS

SPEED FEED 350-351	HSSE	WD1	2 FLUTE	STUB	40°	PACKED 1 PIECE
------------------------------	-------------	------------	----------------	-------------	------------	--------------------------

Cutting Diameter Tolerance (h8)		
Size (mm)	mm	inch
1 ≤ D ≤ 3	+0 / -0.014	+0 / -0.0006
3 < D ≤ 6	+0 / -0.018	+0 / -0.0007
6 < D ≤ 10	+0 / -0.022	+0 / -0.0009
10 < D ≤ 12.7	+0 / -0.027	+0 / -0.0011



EDP Number		Diameter (D)					Flute Length	Overall Length	Shank Diameter	Point Angle
		Fractional Size	Wire Gage	Letter Size	mm	Inch	FL (mm)	L (mm)	d (mm)	α
11530815	●	9/64	-	-	3.572	0.14063	20.00	52.00	4.00	130
8650365	●	-	-	-	3.650	0.14370	20.00	52.00	4.00	130
8650367	●	-	-	-	3.670	0.14449	20.00	52.00	4.00	130
11533115	●	-	25	-	3.797	0.14950	22.00	54.00	4.00	130
8650390	●	-	-	-	3.900	0.15354	22.00	54.00	4.00	130
11534815	●	5/32	-	-	3.969	0.15625	22.00	54.00	4.00	130
8650400	●	-	-	-	4.000	0.15748	22.00	54.00	4.00	130
11535515	●	-	21	-	4.039	0.15900	22.00	66.00	6.00	120
8650410	●	-	-	-	4.100	0.16142	22.00	66.00	6.00	120
8650420	●	-	-	-	4.200	0.16535	22.00	66.00	6.00	120
8650430	●	-	-	-	4.300	0.16929	24.00	68.00	6.00	120
11538815	●	11/64	-	-	4.366	0.17188	24.00	68.00	6.00	120
8650450	●	-	-	-	4.500	0.17717	24.00	68.00	6.00	120
8650459	●	-	-	-	4.590	0.18071	24.00	68.00	6.00	120
11541315	●	-	14	-	4.623	0.18200	24.00	68.00	6.00	120
8650463	●	-	-	-	4.630	0.18228	24.00	68.00	6.00	120
11542715	●	3/16	-	-	4.763	0.18750	26.00	70.00	6.00	120
8650500	●	-	-	-	5.000	0.19685	26.00	70.00	6.00	120
11545615	●	-	8	-	5.055	0.19900	26.00	70.00	6.00	120
8650510	●	-	-	-	5.100	0.20079	26.00	70.00	6.00	120
11546215	●	-	7	-	5.105	0.20100	26.00	70.00	6.00	120
11546715	●	13/64	-	-	5.159	0.20313	26.00	70.00	6.00	120
8650520	●	-	-	-	5.200	0.20472	26.00	70.00	6.00	120
11549215	●	-	3	-	5.410	0.21300	28.00	72.00	6.00	120
8650548	●	-	-	-	5.480	0.21575	28.00	72.00	6.00	120
8650550	●	-	-	-	5.500	0.21654	28.00	72.00	6.00	120
11550715	●	7/32	-	-	5.556	0.21875	28.00	72.00	6.00	120
11551115	●	-	-	-	5.600	0.22047	28.00	72.00	6.00	120
11553015	●	-	1	-	5.791	0.22800	28.00	72.00	6.00	120
11554615	●	15/64	-	-	5.953	0.23438	28.00	72.00	6.00	120
8650600	●	-	-	-	6.000	0.23622	28.00	72.00	6.00	120
11555815	●	1/4	-	E	6.350	0.25000	31.00	75.00	8.00	120
11556115	●	-	-	-	6.500	0.25591	31.00	75.00	8.00	120
11556215	●	-	-	-	6.520	0.25669	31.00	75.00	8.00	120
8650680	●	-	-	-	6.800	0.26772	34.00	78.00	8.00	120
8650690	●	-	-	-	6.900	0.27165	34.00	78.00	8.00	120
8650700	●	-	-	-	7.000	0.27559	34.00	78.00	8.00	120
11557815	●	-	-	-	7.300	0.28740	34.00	78.00	8.00	120
8650734	●	-	-	-	7.340	0.28898	34.00	78.00	8.00	120
8650738	●	-	-	-	7.380	0.29055	34.00	78.00	8.00	120
11558315	●	-	-	-	7.450	0.29331	34.00	78.00	8.00	120
11559315	●	5/16	-	-	7.938	0.31250	37.00	81.00	8.00	120
8650800	●	-	-	-	8.000	0.31496	37.00	81.00	8.00	120
8650810	●	-	-	-	8.100	0.31890	37.00	87.00	10.00	120
11559915	●	-	-	P	8.204	0.32300	37.00	87.00	10.00	120
11560415	●	-	-	-	8.430	0.33189	37.00	87.00	10.00	120
8650850	●	-	-	-	8.500	0.33465	37.00	87.00	10.00	120
8650860	●	-	-	-	8.600	0.33858	40.00	90.00	10.00	120
8650880	●	-	-	-	8.800	0.34646	40.00	90.00	10.00	120
11561315	●	-	-	-	8.830	0.34764	40.00	90.00	10.00	120
8650900	●	-	-	-	9.000	0.35433	40.00	90.00	10.00	120
11561815	●	-	-	-	9.050	0.35630	40.00	90.00	10.00	120
8650918	●	-	-	-	9.180	0.36142	40.00	90.00	10.00	120

● Stocked ○ Available Upon Request; MOQ May Apply ▲ Globally Stocked



List 1150 (Continued)

NEXUS-GDS

SPEED FEED 350-351	HSSE	WD1	2 FLUTE	STUB	40°	PACKED 1 PIECE
------------------------------	-------------	------------	----------------	-------------	------------	--------------------------

EDP Number		Diameter (D)					Flute Length	Overall Length	Shank Diameter	Point Angle
		Fractional Size	Wire Gage	Letter Size	mm	Inch	FL (mm)	L (mm)	d (mm)	α
8650920	●	-	-	-	9.200	0.36220	40.00	90.00	10.00	120
8650924	●	-	-	-	9.240	0.36378	40.00	90.00	10.00	120
8650934	●	-	-	-	9.340	0.36772	40.00	90.00	10.00	120
8650936	●	-	-	-	9.360	0.36850	40.00	90.00	10.00	120
11563215	●	3/8	-	-	9.525	0.37500	40.00	90.00	10.00	120
11564115	●	25/64	-	-	9.922	0.39063	43.00	93.00	10.00	120
8651000	●	-	-	-	10.000	0.39370	43.00	93.00	10.00	120
11564715	●	-	-	-	10.200	0.40157	43.00	100.00	12.00	120
8651030	●	-	-	-	10.300	0.40551	43.00	100.00	12.00	120
11565015	●	13/32	-	-	10.319	0.40625	43.00	100.00	12.00	120
8651040	●	-	-	-	10.400	0.40945	43.00	100.00	12.00	120
8651050	●	-	-	-	10.500	0.41339	43.00	100.00	12.00	120
11565915	●	27/64	-	-	10.716	0.42188	47.00	104.00	12.00	120
8651100	●	-	-	-	11.000	0.43307	47.00	104.00	12.00	120
11566815	●	7/16	-	-	11.113	0.43750	47.00	104.00	12.00	120
11567715	●	29/64	-	-	11.509	0.45313	47.00	104.00	12.00	120
11568415	●	-	-	-	11.850	0.46654	51.00	108.00	12.00	120
8651200	●	-	-	-	12.000	0.47244	51.00	108.00	12.00	120
11568815	●	-	-	-	12.100	0.47638	51.00	108.00	12.00	120
11569415	●	1/2	-	-	12.700	0.50000	51.00	108.00	12.00	120

● Stocked ○ Available Upon Request; MOQ May Apply ▲ Globally Stocked



P					M			K	N		S		H			
Steel					Stainless Steel			Cast Iron	Non-Ferrous		HRSA		Hardened Steel			
Carbon Steel			Alloy Steel	Die Steel	Aluminum		Nickel Alloy		Titanium							
Low	Medium	High			6061	7075				Casting	Inconel	6Al4V (30 HRC)	~35 HRC	35-45 HRC	45-50 HRC	50-70 HRC
1010	1035	1065	4140	4340	300	400	17-4 PH	6061	7075	Casting	Inconel	6Al4V (30 HRC)	~35 HRC	35-45 HRC	45-50 HRC	50-70 HRC
○	○	○	○	○	○	○	○	○	○	○	○	○	○	○	○	○

○ Good ○ Best






List 1650

NEXUS-GDR

SPEED FEED 350-351	HSSE	WD1	2 FLUTE	JOBBER	40°	PACKED 1 PIECE
------------------------------	-------------	------------	----------------	---------------	------------	--------------------------



Cutting Diameter Tolerance (h8)		
Size (mm)	mm	inch
2 ≤ D ≤ 3	+0 / -0.014	+0 / -0.0006
3 < D ≤ 6	+0 / -0.018	+0 / -0.0007
6 < D ≤ 10	+0 / -0.022	+0 / -0.0009
10 < D ≤ 12.7	+0 / -0.027	+0 / -0.0011

EDP Number		Diameter (D)					Flute Length FL (mm)	Overall Length L (mm)	Shank Diameter d (mm)	Point Angle α
		Fractional Size	Wire Gage	Letter Size	mm	Inch				
8655200	●	-	-	-	2.000	0.07874	24.00	56.00	3.00	130
16502715	●	-	43	-	2.261	0.08900	27.00	59.00	3.00	130
8655230	●	-	-	-	2.300	0.09055	27.00	59.00	3.00	130
16503915	●	3/32	-	-	2.381	0.09375	30.00	62.00	3.00	130
8655250	●	-	-	-	2.500	0.09843	30.00	62.00	3.00	130
16505915	●	-	38	-	2.578	0.10150	30.00	62.00	3.00	130
8655260	●	-	-	-	2.600	0.10236	30.00	62.00	3.00	130
8655280	●	-	-	-	2.800	0.11024	33.00	65.00	3.00	130
16508815	●	-	33	-	2.870	0.11300	33.00	65.00	3.00	130
8655300	●	-	-	-	3.000	0.11811	33.00	65.00	3.00	130
16511915	●	1/8	-	-	3.175	0.12500	36.00	68.00	4.00	130
8655330	●	-	-	-	3.300	0.12992	36.00	68.00	4.00	130
8655340	●	-	-	-	3.400	0.13386	39.00	71.00	4.00	130
16514615	●	-	29	-	3.454	0.13600	39.00	71.00	4.00	130
8655350	●	-	-	-	3.500	0.13780	39.00	71.00	4.00	130
16515815	●	9/64	-	-	3.572	0.14063	39.00	71.00	4.00	130
16518115	●	-	25	-	3.797	0.14950	43.00	75.00	4.00	130
16519815	●	5/32	-	-	3.969	0.15625	43.00	75.00	4.00	130
8655400	●	-	-	-	4.000	0.15748	43.00	75.00	4.00	130
16520515	●	-	21	-	4.039	0.15900	43.00	87.00	6.00	120
8655420	●	-	-	-	4.200	0.16535	43.00	87.00	6.00	120
8655430	●	-	-	-	4.300	0.16929	47.00	91.00	6.00	120
8655450	●	-	-	-	4.500	0.17717	47.00	91.00	6.00	120
16527715	●	3/16	-	-	4.763	0.18750	52.00	96.00	6.00	120
8655500	●	-	-	-	5.000	0.19685	52.00	96.00	6.00	120
8655510	●	-	-	-	5.100	0.20079	52.00	96.00	6.00	120
16531215	●	-	7	-	5.105	0.20100	52.00	96.00	6.00	120
16531715	●	13/64	-	-	5.159	0.20313	52.00	96.00	6.00	120
8655520	●	-	-	-	5.200	0.20472	52.00	96.00	6.00	120
16534215	●	-	3	-	5.410	0.21300	57.00	101.00	6.00	120
8655550	●	-	-	-	5.500	0.21654	57.00	101.00	6.00	120
16535715	●	7/32	-	-	5.556	0.21875	57.00	101.00	6.00	120
8655600	●	-	-	-	6.000	0.23622	57.00	101.00	6.00	120
16540815	●	1/4	-	E	6.350	0.25000	63.00	107.00	8.00	120
8655680	●	-	-	-	6.800	0.26772	69.00	113.00	8.00	120
8655690	●	-	-	-	6.900	0.27165	69.00	113.00	8.00	120
8655700	●	-	-	-	7.000	0.27559	69.00	113.00	8.00	120
16544015	●	5/16	-	-	7.938	0.31250	75.00	119.00	8.00	120
8655800	●	-	-	-	8.000	0.31496	75.00	119.00	8.00	120
8655850	●	-	-	-	8.500	0.33465	75.00	125.00	10.00	120
8655860	●	-	-	-	8.600	0.33858	81.00	131.00	10.00	120
8655880	●	-	-	-	8.800	0.34646	81.00	131.00	10.00	120
8655900	●	-	-	-	9.000	0.35433	81.00	131.00	10.00	120
16547315	●	3/8	-	-	9.525	0.37500	81.00	131.00	10.00	120
8656000	●	-	-	-	10.000	0.39370	87.00	137.00	10.00	120
8656030	●	-	-	-	10.300	0.40551	87.00	144.00	12.00	120
8656040	●	-	-	-	10.400	0.40945	87.00	144.00	12.00	120
8656050	●	-	-	-	10.500	0.41339	87.00	144.00	12.00	120
8656100	●	-	-	-	11.000	0.43307	94.00	151.00	12.00	120

● Stocked ○ Available Upon Request; MOQ May Apply ▲ Globally Stocked



List 1650 (Continued)

NEXUS-GDR

SPEED FEED 350-351	HSSE	WD1	2 FLUTE	JOBBER	40°	PACKED 1 PIECE
------------------------------	-------------	------------	----------------	---------------	------------	--------------------------

EDP Number		Diameter (D)					Flute Length	Overall Length	Shank Diameter	Point Angle
		Fractional Size	Wire Gage	Letter Size	mm	Inch	FL (mm)	L (mm)	d (mm)	α
16550615	●	7/16	-	-	11.113	0.43750	94.00	151.00	12.00	120
8656200	●	-	-	-	12.000	0.47244	101.00	158.00	12.00	120
16553115	●	1/2	-	-	12.700	0.50000	101.00	158.00	12.00	120

● Stocked ○ Available Upon Request; MOQ May Apply ▲ Globally Stocked



ABOUT OSG

DRILLING

THREADING

MILLING

HOLDERS

INDEX

P					M			K	N		S		H				
Steel					Stainless Steel			Cast Iron	Non-Ferrous		HRSA		Hardened Steel				
Carbon Steel			Alloy Steel	Die Steel	Aluminum		Nickel Alloy		Titanium								
Low	Medium	High			6061	Casting				Inconel	6Al4V (30 HRC)	~35 HRC	35-45 HRC	45-50 HRC	50-70 HRC		
1010	1035	1065	4140	4340	300	400	17-4 PH	6061	7075								
1018	1045																

○ Good ○ Best



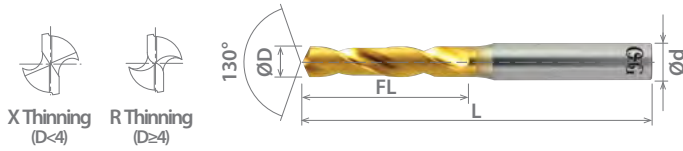


List 1000

EX-GOLD EX-GDS

SPEED FEED 352	HSS-Co	TiN	2 FLUTE	STUB	25°	PACKED 1 PIECE
--------------------------	---------------	------------	----------------	-------------	------------	--------------------------

Cutting Diameter Tolerance (h8)		
Size (mm)	mm	inch
1.99 ≤ D ≤ 3	+0 / -0.014	+0 / -0.0006
3 < D ≤ 6	+0 / -0.018	+0 / -0.0007
6 < D ≤ 10	+0 / -0.022	+0 / -0.0009
10 < D ≤ 12.7	+0 / -0.027	+0 / -0.0011



EDP Number	●	Diameter (D)					Flute Length	Overall Length	Shank Diameter
		Fractional Size	Wire Gage	Letter Size	mm	Inch	FL (mm)	L (mm)	d (in)
10078505	●	-	47	-	1.994	0.07850	17.00	33.00	0.125
10081005	●	-	46	-	2.057	0.08100	19.00	50.00	0.125
10082005	●	-	45	-	2.083	0.08200	19.00	50.00	0.125
10086005	●	-	44	-	2.184	0.08600	19.00	50.00	0.125
10089005	●	-	43	-	2.261	0.08900	19.00	50.00	0.125
10093505	●	-	42	-	2.375	0.09350	19.00	50.00	0.125
10093805	●	3/32	-	-	2.381	0.09375	19.00	50.00	0.125
10096005	●	-	41	-	2.438	0.09600	20.00	52.00	0.125
10098005	●	-	40	-	2.489	0.09800	20.00	52.00	0.125
10099505	●	-	39	-	2.527	0.09950	20.00	57.00	0.188
10101505	●	-	38	-	2.578	0.10150	20.00	57.00	0.188
10104005	●	-	37	-	2.642	0.10400	20.00	57.00	0.188
10106505	●	-	36	-	2.705	0.10650	20.00	57.00	0.188
10109405	●	7/64	-	-	2.778	0.10938	20.00	57.00	0.188
10110005	●	-	35	-	2.794	0.11000	22.00	58.00	0.188
10111005	●	-	34	-	2.819	0.11100	22.00	58.00	0.188
10113005	●	-	33	-	2.870	0.11300	22.00	58.00	0.188
10116005	●	-	32	-	2.946	0.11600	22.00	58.00	0.188
10120005	●	-	31	-	3.048	0.12000	22.00	58.00	0.188
10125005	●	1/8	-	-	3.175	0.12500	22.00	58.00	0.188
10128505	●	-	30	-	3.264	0.12850	23.00	60.00	0.188
10136005	●	-	29	-	3.454	0.13600	23.00	60.00	0.188
10140505	●	-	28	-	3.569	0.14050	23.00	60.00	0.188
10140605	●	9/64	-	-	3.572	0.14063	23.00	60.00	0.188
10144005	●	-	27	-	3.658	0.14400	25.00	61.00	0.188
10147005	●	-	26	-	3.734	0.14700	25.00	61.00	0.188
10149505	●	-	25	-	3.797	0.14950	25.00	61.00	0.188
10152005	●	-	24	-	3.861	0.15200	25.00	61.00	0.188
10154005	●	-	23	-	3.912	0.15400	25.00	61.00	0.188
10156205	●	5/32	-	-	3.969	0.15625	25.00	61.00	0.188
10157005	●	-	22	-	3.988	0.15700	26.00	63.00	0.188
10159005	●	-	21	-	4.039	0.15900	26.00	63.00	0.188
10161005	●	-	20	-	4.089	0.16100	26.00	63.00	0.188
10166005	●	-	19	-	4.216	0.16600	26.00	63.00	0.188
10169505	●	-	18	-	4.305	0.16950	26.00	63.00	0.188
10171905	●	11/64	-	-	4.366	0.17188	26.00	63.00	0.188
10173005	●	-	17	-	4.394	0.17300	28.00	65.00	0.188
10177005	●	-	16	-	4.496	0.17700	28.00	65.00	0.188
10180005	●	-	15	-	4.572	0.18000	28.00	65.00	0.188
10182005	●	-	14	-	4.623	0.18200	28.00	65.00	0.188
10185005	●	-	13	-	4.699	0.18500	28.00	65.00	0.188
10187505	●	3/16	-	-	4.763	0.18750	28.00	65.00	0.188
10189005	●	-	12	-	4.801	0.18900	30.00	76.00	0.250
10191005	●	-	11	-	4.851	0.19100	30.00	76.00	0.250
10193505	●	-	10	-	4.915	0.19350	30.00	76.00	0.250
10196005	●	-	9	-	4.978	0.19600	30.00	76.00	0.250
10199005	●	-	8	-	5.055	0.19900	30.00	76.00	0.250
10201005	●	-	7	-	5.105	0.20100	30.00	76.00	0.250
10203105	●	13/64	-	-	5.159	0.20313	30.00	76.00	0.250
10204005	●	-	6	-	5.182	0.20400	31.00	77.00	0.250
10205505	●	-	5	-	5.220	0.20550	31.00	77.00	0.250
10209005	●	-	4	-	5.309	0.20900	31.00	77.00	0.250

● Stocked ○ Available Upon Request; MOQ May Apply ▲ Globally Stocked





List 1000 (Continued)

EX-GOLD EX-GDS

SPEED FEED 352	HSS-Co	TiN	2 FLUTE	STUB	25°	PACKED 1 PIECE
--------------------------	---------------	------------	----------------	-------------	------------	--------------------------

EDP Number		Diameter (D)					Flute Length	Overall Length	Shank Diameter
		Fractional Size	Wire Gage	Letter Size	mm	Inch	FL (mm)	L (mm)	d (in)
10213005	●	-	3	-	5.410	0.21300	31.00	77.00	0.250
10218805	●	7/32	-	-	5.556	0.21875	31.00	77.00	0.250
10221005	●	-	2	-	5.613	0.22100	33.00	79.00	0.250
10228005	●	-	1	-	5.791	0.22800	33.00	79.00	0.250
10234005	●	-	-	A	5.944	0.23400	33.00	79.00	0.250
10234405	●	15/64	-	-	5.953	0.23438	33.00	79.00	0.250
10238005	●	-	-	B	6.045	0.23800	34.00	80.00	0.250
10242005	●	-	-	C	6.147	0.24200	34.00	80.00	0.250
10246005	●	-	-	D	6.248	0.24600	34.00	80.00	0.250
10250005	●	1/4	-	E	6.350	0.25000	34.00	80.00	0.250
10257005	●	-	-	F	6.528	0.25700	36.00	82.00	0.375
10261005	●	-	-	G	6.629	0.26100	36.00	82.00	0.375
10265605	●	17/64	-	-	6.747	0.26563	36.00	82.00	0.375
10272005	●	-	-	I	6.909	0.27200	38.00	84.00	0.375
10277005	●	-	-	J	7.036	0.27700	38.00	84.00	0.375
10281205	●	9/32	-	-	7.144	0.28125	38.00	84.00	0.375
10290005	●	-	-	L	7.366	0.29000	39.00	85.00	0.375
10295005	●	-	-	M	7.493	0.29500	39.00	85.00	0.375
10296905	●	19/64	-	-	7.541	0.29688	39.00	85.00	0.375
10302005	●	-	-	N	7.671	0.30200	41.00	87.00	0.375
10312505	●	5/16	-	-	7.938	0.31250	41.00	87.00	0.375
10316005	●	-	-	O	8.026	0.31600	42.00	88.00	0.375
10323005	●	-	-	P	8.204	0.32300	42.00	88.00	0.375
10328105	●	21/64	-	-	8.334	0.32813	42.00	88.00	0.375
10332005	●	-	-	Q	8.433	0.33200	42.00	88.00	0.375
10339005	●	-	-	R	8.611	0.33900	42.00	88.00	0.375
10343805	●	11/32	-	-	8.731	0.34375	42.00	88.00	0.375
10348005	●	-	-	S	8.839	0.34800	44.00	90.00	0.375
10358005	●	-	-	T	9.093	0.35800	44.00	90.00	0.375
10359405	●	23/64	-	-	9.128	0.35938	44.00	90.00	0.375
10368005	●	-	-	U	9.347	0.36800	46.00	92.00	0.375
10375005	●	3/8	-	-	9.525	0.37500	46.00	92.00	0.375
10377005	●	-	-	V	9.576	0.37700	47.00	100.00	0.500
10386005	●	-	-	W	9.804	0.38600	47.00	100.00	0.500
10390605	●	25/64	-	-	9.922	0.39063	47.00	100.00	0.500
10397005	●	-	-	X	10.084	0.39700	49.00	102.00	0.500
10404005	●	-	-	Y	10.262	0.40400	49.00	102.00	0.500
10406205	●	13/32	-	-	10.319	0.40625	49.00	102.00	0.500
10413005	●	-	-	Z	10.490	0.41300	50.00	103.00	0.500
10421905	●	27/64	-	-	10.716	0.42188	50.00	103.00	0.500
10437505	●	7/16	-	-	11.113	0.43750	52.00	105.00	0.500
10453105	●	29/64	-	-	11.509	0.45313	53.00	107.00	0.500
10468805	●	15/32	-	-	11.906	0.46875	53.00	107.00	0.500
10484405	●	31/64	-	-	12.303	0.48438	55.00	108.00	0.500
10500005	●	1/2	-	-	12.700	0.50000	57.00	110.00	0.500

● Stocked ○ Available Upon Request; MOQ May Apply ▲ Globally Stocked



P					M			K	N		S		H			
Steel					Stainless Steel			Cast Iron	Non-Ferrous		HRSA		Hardened Steel			
Carbon Steel			Alloy Steel	Die Steel	Aluminum		Nickel Alloy		Titanium							
Low	Medium	High			6061	7075				Casting	Inconel	6Al4V (30 HRC)	~35 HRC	35-45 HRC	45-50 HRC	50-70 HRC
1010	1035	1065	4140	4340	300	400	17-4 PH	6061	7075	Casting	Inconel	6Al4V (30 HRC)	~35 HRC	35-45 HRC	45-50 HRC	50-70 HRC
○	○	○	○	○	○	○	○	○	○	○	○	○	○	○	○	○

○ Good ○ Best



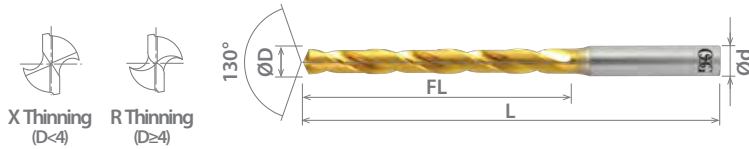


List 1500

EX-GOLD EX-GDR

SPEED FEED 352	HSS-Co	TIN	2 FLUTE	JOBBER	30°	PACKED 1 PIECE
--------------------------	---------------	------------	----------------	---------------	------------	--------------------------

Cutting Diameter Tolerance (h8)		
Size (mm)	mm	inch
1.994 ≤ D ≤ 3	+0 / -0.014	+0 / -0.0006
3 < D ≤ 6	+0 / -0.018	+0 / -0.0007
6 < D ≤ 10	+0 / -0.022	+0 / -0.0009
10 < D ≤ 18	+0 / -0.027	+0 / -0.0011
18 < D ≤ 19.05	+0 / -0.033	+0 / -0.0013



ABOUT OSG

DRILLING

THREADING

MILLING

HOLDERS

INDEX

EDP Number		Diameter (D)					Flute Length FL (mm)	Overall Length L (mm)	Shank Diameter d (in)
		Fractional Size	Wire Gage	Letter Size	mm	Inch			
15078505	●	-	47	-	1.994	0.07850	25.00	57.00	0.125
15081005	●	-	46	-	2.057	0.08100	28.00	60.00	0.125
15082005	●	-	45	-	2.083	0.08200	28.00	60.00	0.125
15086005	●	-	44	-	2.184	0.08600	28.00	60.00	0.125
15089005	●	-	43	-	2.261	0.08900	31.00	63.00	0.125
15093505	●	-	42	-	2.375	0.09350	31.00	63.00	0.125
15093805	●	3/32	-	-	2.381	0.09375	31.00	63.00	0.125
15096005	●	-	41	-	2.438	0.09600	34.00	66.00	0.125
15098005	●	-	40	-	2.489	0.09800	34.00	66.00	0.125
15099505	●	-	39	-	2.527	0.09950	34.00	71.00	0.188
15101505	●	-	38	-	2.578	0.10150	36.00	73.00	0.188
15104005	●	-	37	-	2.642	0.10400	36.00	73.00	0.188
15106505	●	-	36	-	2.705	0.10650	36.00	73.00	0.188
15109405	●	7/64	-	-	2.778	0.10938	38.00	74.00	0.188
15110005	●	-	35	-	2.794	0.11000	38.00	74.00	0.188
15111005	●	-	34	-	2.819	0.11100	38.00	74.00	0.188
15113005	●	-	33	-	2.870	0.11300	38.00	74.00	0.188
15116005	●	-	32	-	2.946	0.11600	41.00	77.00	0.188
15120005	●	-	31	-	3.048	0.12000	41.00	77.00	0.188
15125005	●	1/8	-	-	3.175	0.12500	41.00	77.00	0.188
15128505	●	-	30	-	3.264	0.12850	41.00	77.00	0.188
15136005	●	-	29	-	3.454	0.13600	44.00	80.00	0.188
15140505	●	-	28	-	3.569	0.14050	44.00	80.00	0.188
15140605	●	9/64	-	-	3.572	0.14063	44.00	80.00	0.188
15144005	●	-	27	-	3.658	0.14400	47.00	84.00	0.188
15147005	●	-	26	-	3.734	0.14700	47.00	84.00	0.188
15149505	●	-	25	-	3.797	0.14950	47.00	84.00	0.188
15152005	●	-	24	-	3.861	0.15200	50.00	87.00	0.188
15154005	●	-	23	-	3.912	0.15400	50.00	87.00	0.188
15156205	●	5/32	-	-	3.969	0.15625	50.00	87.00	0.188
15157005	●	-	22	-	3.988	0.15700	50.00	87.00	0.188
15159005	●	-	21	-	4.039	0.15900	53.00	90.00	0.188
15161005	●	-	20	-	4.089	0.16100	53.00	90.00	0.188
15166005	●	-	19	-	4.216	0.16600	53.00	90.00	0.188
15169505	●	-	18	-	4.305	0.16950	53.00	90.00	0.188
15171905	●	11/64	-	-	4.366	0.17188	53.00	90.00	0.188
15173005	●	-	17	-	4.394	0.17300	55.00	92.00	0.188
15177005	●	-	16	-	4.496	0.17700	55.00	92.00	0.188
15180005	●	-	15	-	4.572	0.18000	55.00	92.00	0.188
15182005	●	-	14	-	4.623	0.18200	55.00	92.00	0.188
15185005	●	-	13	-	4.699	0.18500	58.00	95.00	0.188
15187505	●	3/16	-	-	4.763	0.18750	58.00	95.00	0.188
15189005	●	-	12	-	4.801	0.18900	58.00	104.00	0.250
15191005	●	-	11	-	4.851	0.19100	58.00	104.00	0.250
15193505	●	-	10	-	4.915	0.19350	61.00	107.00	0.250
15196005	●	-	9	-	4.978	0.19600	61.00	107.00	0.250
15199005	●	-	8	-	5.055	0.19900	61.00	107.00	0.250
15201005	●	-	7	-	5.105	0.20100	61.00	107.00	0.250
15203105	●	13/64	-	-	5.159	0.20313	61.00	107.00	0.250
15204005	●	-	6	-	5.182	0.20400	61.00	107.00	0.250
15205505	●	-	5	-	5.220	0.20550	63.00	109.00	0.250
15209005	●	-	4	-	5.309	0.20900	63.00	109.00	0.250
15213005	●	-	3	-	5.410	0.21300	63.00	109.00	0.250
15218805	●	7/32	-	-	5.556	0.21875	63.00	109.00	0.250

● Stocked ○ Available Upon Request; MOQ May Apply ▲ Globally Stocked





List 1500 (Continued)

EX-GOLD EX-GDR

SPEED FEED 352	HSS-Co	TiN	2 FLUTE	JOBBER	30°	PACKED 1 PIECE
--------------------------	---------------	------------	----------------	---------------	------------	--------------------------

EDP Number		Diameter (D)					Flute Length	Overall Length	Shank Diameter
		Fractional Size	Wire Gage	Letter Size	mm	Inch	FL (mm)	L (mm)	d (in)
15221005	●	-	2	-	5.613	0.22100	66.00	112.00	0.250
15228005	●	-	1	-	5.791	0.22800	66.00	112.00	0.250
15234005	●	-	-	A	5.944	0.23400	66.00	112.00	0.250
15234405	●	15/64	-	-	5.953	0.23438	66.00	112.00	0.250
15238005	●	-	-	B	6.045	0.23800	69.00	115.00	0.250
15242005	●	-	-	C	6.147	0.24200	69.00	115.00	0.250
15246005	●	-	-	D	6.248	0.24600	69.00	115.00	0.250
15250005	●	1/4	-	E	6.350	0.25000	69.00	115.00	0.250
15257005	●	-	-	F	6.528	0.25700	73.00	119.00	0.375
15261005	●	-	-	G	6.629	0.26100	73.00	119.00	0.375
15265605	●	17/64	-	-	6.747	0.26563	73.00	119.00	0.375
15272005	●	-	-	I	6.909	0.27200	73.00	119.00	0.375
15277005	●	-	-	J	7.036	0.27700	73.00	119.00	0.375
15281205	●	9/32	-	-	7.144	0.28125	74.00	120.00	0.375
15290005	●	-	-	L	7.366	0.29000	74.00	120.00	0.375
15295005	●	-	-	M	7.493	0.29500	77.00	123.00	0.375
15296905	●	19/64	-	-	7.541	0.29688	77.00	123.00	0.375
15302005	●	-	-	N	7.671	0.30200	77.00	123.00	0.375
15312505	●	5/16	-	-	7.938	0.31250	80.00	127.00	0.375
15316005	●	-	-	O	8.026	0.31600	80.00	127.00	0.375
15323005	●	-	-	P	8.204	0.32300	84.00	130.00	0.375
15328105	●	21/64	-	-	8.334	0.32813	84.00	130.00	0.375
15332005	●	-	-	Q	8.433	0.33200	87.00	133.00	0.375
15339005	●	-	-	R	8.611	0.33900	87.00	133.00	0.375
15343805	●	11/32	-	-	8.731	0.34375	87.00	133.00	0.375
15348005	●	-	-	S	8.839	0.34800	88.00	134.00	0.375
15358005	●	-	-	T	9.093	0.35800	88.00	134.00	0.375
15359405	●	23/64	-	-	9.128	0.35938	88.00	134.00	0.375
15368005	●	-	-	U	9.347	0.36800	92.00	138.00	0.375
15375005	●	3/8	-	-	9.525	0.37500	92.00	138.00	0.375
15377005	●	-	-	V	9.576	0.37700	92.00	145.00	0.500
15386005	●	-	-	W	9.804	0.38600	95.00	148.00	0.500
15390605	●	25/64	-	-	9.922	0.39063	95.00	148.00	0.500
15397005	●	-	-	X	10.084	0.39700	95.00	148.00	0.500
15404005	●	-	-	Y	10.262	0.40400	98.00	151.00	0.500
15406205	●	13/32	-	-	10.319	0.40625	98.00	151.00	0.500
15413005	●	-	-	Z	10.490	0.41300	98.00	151.00	0.500
15421905	●	27/64	-	-	10.716	0.42188	100.00	153.00	0.500
15437505	●	7/16	-	-	11.113	0.43750	103.00	156.00	0.500
15453105	●	29/64	-	-	11.509	0.45313	106.00	159.00	0.500
15468805	●	15/32	-	-	11.906	0.46875	109.00	162.00	0.500
15484405	●	31/64	-	-	12.303	0.48438	111.00	164.00	0.500
15500005	●	1/2	-	-	12.700	0.50000	114.00	167.00	0.500
15531205	●	17/32	-	-	13.494	0.53125	122.00	182.00	0.625
15562505	●	9/16	-	-	14.288	0.56250	122.00	182.00	0.625
15578105	●	37/64	-	-	14.684	0.57813	122.00	182.00	0.625
15593805	●	19/32	-	-	15.081	0.59375	131.00	199.00	0.750
15625005	●	5/8	-	-	15.875	0.62500	131.00	199.00	0.750
15656205	●	21/32	-	-	16.669	0.65625	131.00	199.00	0.750
15687505	●	11/16	-	-	17.463	0.68750	142.00	210.00	0.750
15718805	●	23/32	-	-	18.256	0.71875	142.00	235.00	0.875
15750005	●	3/4	-	-	19.050	0.75000	149.00	216.00	0.875

● Stocked ○ Available Upon Request; MOQ May Apply ▲ Globally Stocked



P					M			K	N		S		H			
Steel					Stainless Steel			Cast Iron	Non-Ferrous		HRSA		Hardened Steel			
Carbon Steel			Alloy Steel	Die Steel	300	400	17-4 PH		Aluminum		Nickel Alloy	Titanium	~35 HRC	35-45 HRC	45-50 HRC	50-70 HRC
Low	Medium	High							6061	Casting						
1010	1035	1045	1065	4140	4340											
1018	1045															
○	○	○	○	○	○	○	○	○	○	○	○	○	○	○	○	○

○ Good ○ Best



ABOUT OSG

DRILLING

THREADING

MILLING

HOLDERS

INDEX

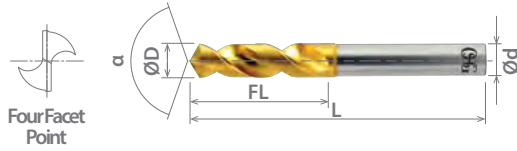


List 1100

EX-SUS-GOLD EX-SUS-GDS

SPEED FEED 353	HSSE	TiN	TiAlN	2 FLUTE	STUB	40°	PACKED 1 PIECE
--------------------------	-------------	------------	--------------	----------------	-------------	------------	--------------------------

Cutting Diameter Tolerance (h8)		
Size (mm)	mm	inch
0.5 ≤ D ≤ 3	+0 / -0.014	+0 / -0.0006
3 < D ≤ 6	+0 / -0.018	+0 / -0.0007
6 < D ≤ 10	+0 / -0.022	+0 / -0.0009
10 < D ≤ 18	+0 / -0.027	+0 / -0.0011
18 < D ≤ 30	+0 / -0.033	+0 / -0.0013
30 < D ≤ 32	+0 / -0.039	+0 / -0.0015



ABOUT OSG

DRILLING

THREADING

MILLING

HOLDERS

INDEX

EDP Number		Diameter (D)					Flute Length FL (mm)	Overall Length L (mm)	Shank Diameter d (mm)	Point Angle α	Surface Treatment
		Fractional Size	Wire Gage	Letter Size	mm	Inch					
6150511	●	-	-	-	0.500	0.01969	3.00	38.00	3.00	150	TiAlN
61505	●	-	-	-	0.500	0.01969	3.00	38.00	3.00	150	TiN
859505111	●	-	-	-	0.510	0.02008	3.00	38.00	3.00	150	TiAlN
8595051	●	-	-	-	0.510	0.02008	3.00	38.00	3.00	150	TiN
8595052	●	-	-	-	0.520	0.02047	3.00	38.00	3.00	150	TiN
8595053	●	-	-	-	0.530	0.02087	3.00	38.00	3.00	150	TiN
8595054	●	-	-	-	0.540	0.02126	3.50	38.00	3.00	150	TiN
8595055	●	-	-	-	0.550	0.02165	3.50	38.00	3.00	150	TiN
8595056	●	-	-	-	0.560	0.02205	3.50	38.00	3.00	150	TiN
859505711	●	-	-	-	0.570	0.02244	3.50	38.00	3.00	150	TiAlN
8595057	●	-	-	-	0.570	0.02244	3.50	38.00	3.00	150	TiN
8595058	●	-	-	-	0.580	0.02283	3.50	38.00	3.00	150	TiN
8595059	●	-	-	-	0.590	0.02323	3.50	38.00	3.00	150	TiN
6150611	●	-	-	-	0.600	0.02362	3.50	38.00	3.00	150	TiAlN
61506	●	-	-	-	0.600	0.02362	3.50	38.00	3.00	150	TiN
8595061	●	-	-	-	0.610	0.02402	4.00	38.00	3.00	150	TiN
8595062	●	-	-	-	0.620	0.02441	4.00	38.00	3.00	150	TiN
8595063	●	-	-	-	0.630	0.02480	4.00	38.00	3.00	150	TiN
859506411	●	-	-	-	0.640	0.02520	4.00	38.00	3.00	150	TiAlN
8595064	●	-	-	-	0.640	0.02520	4.00	38.00	3.00	150	TiN
859506511	●	-	-	-	0.650	0.02559	4.00	38.00	3.00	150	TiAlN
8595065	●	-	-	-	0.650	0.02559	4.00	38.00	3.00	150	TiN
8595066	●	-	-	-	0.660	0.02598	4.00	38.00	3.00	150	TiN
8595067	●	-	-	-	0.670	0.02638	4.00	38.00	3.00	150	TiN
8595068	●	-	-	-	0.680	0.02677	4.50	38.00	3.00	150	TiN
8595069	●	-	-	-	0.690	0.02717	4.50	38.00	3.00	150	TiN
6150711	●	-	-	-	0.700	0.02756	4.50	38.00	3.00	150	TiAlN
61507	●	-	-	-	0.700	0.02756	4.50	38.00	3.00	150	TiN
859507111	●	-	-	-	0.710	0.02795	4.50	38.00	3.00	150	TiAlN
8595071	●	-	-	-	0.710	0.02795	4.50	38.00	3.00	150	TiN
8595072	●	-	-	-	0.720	0.02835	4.50	38.00	3.00	150	TiN
8595073	●	-	-	-	0.730	0.02874	4.50	38.00	3.00	150	TiN
8595074	●	-	-	-	0.740	0.02913	4.50	38.00	3.00	150	TiN
8595075	●	-	-	-	0.750	0.02953	4.50	38.00	3.00	150	TiN
8595076	●	-	-	-	0.760	0.02992	5.00	38.00	3.00	150	TiN
8595077	●	-	-	-	0.770	0.03031	5.00	38.00	3.00	150	TiN
8595078	●	-	-	-	0.780	0.03071	5.00	38.00	3.00	150	TiN
859507911	●	-	-	-	0.790	0.03110	5.00	38.00	3.00	150	TiAlN
8595079	●	-	-	-	0.790	0.03110	5.00	38.00	3.00	150	TiN
61508	●	-	-	-	0.800	0.03150	5.00	38.00	3.00	150	TiN
859508111	●	-	-	-	0.810	0.03189	5.00	38.00	3.00	150	TiAlN
8595081	●	-	-	-	0.810	0.03189	5.00	38.00	3.00	150	TiN
8595082	●	-	-	-	0.820	0.03228	5.00	38.00	3.00	150	TiN
8595083	●	-	-	-	0.830	0.03268	5.00	38.00	3.00	150	TiN
859508411	●	-	-	-	0.840	0.03307	5.00	38.00	3.00	150	TiAlN
8595084	●	-	-	-	0.840	0.03307	5.00	38.00	3.00	150	TiN
8595085	●	-	-	-	0.850	0.03346	5.00	38.00	3.00	150	TiN
8595086	●	-	-	-	0.860	0.03386	5.50	38.00	3.00	150	TiN
8595087	●	-	-	-	0.870	0.03425	5.50	38.00	3.00	150	TiN
8595088	●	-	-	-	0.880	0.03465	5.50	38.00	3.00	150	TiN
8595089	●	-	-	-	0.890	0.03504	5.50	38.00	3.00	150	TiN
61509	●	-	-	-	0.900	0.03543	5.50	38.00	3.00	150	TiN
859509111	●	-	-	-	0.910	0.03583	5.50	38.00	3.00	150	TiAlN

● Stocked ○ Available Upon Request; MOQ May Apply ▲ Globally Stocked
 Note: Other coatings are available upon request.





List 1100 (Continued)

EX-SUS-GOLD EX-SUS-GDS

SPEED FEED 353	HSSE	TiN	TiAlN	2 FLUTE	STUB	40°	PACKED 1 PIECE
--------------------------	-------------	------------	--------------	----------------	-------------	------------	--------------------------

EDP Number		Diameter (D)				Flute Length	Overall Length	Shank Diameter	Point Angle	Surface Treatment	
		Fractional Size	Wire Gage	Letter Size	mm						Inch
8595091	●	-	-	-	0.910	0.03583	5.50	38.00	3.00	150	TiN
8595092	●	-	-	-	0.920	0.03622	5.50	38.00	3.00	150	TiN
8595093	●	-	-	-	0.930	0.03661	5.50	38.00	3.00	150	TiN
8595094	●	-	-	-	0.940	0.03701	5.50	38.00	3.00	150	TiN
8595095	●	-	-	-	0.950	0.03740	5.50	38.00	3.00	150	TiN
8595096	●	-	-	-	0.960	0.03780	6.00	38.00	3.00	150	TiN
8595097	●	-	-	-	0.970	0.03819	6.00	38.00	3.00	150	TiN
8595098	●	-	-	-	0.980	0.03858	6.00	38.00	3.00	150	TiN
8595099	●	-	-	-	0.990	0.03898	6.00	38.00	3.00	150	TiN
6151011	●	-	-	-	1.000	0.03937	6.00	38.00	3.00	140	TiAlN
61510	●	-	-	-	1.000	0.03937	6.00	38.00	3.00	140	TiN
8595101	●	-	-	-	1.010	0.03976	6.00	38.00	3.00	140	TiN
859510211	●	-	-	-	1.020	0.04016	6.00	38.00	3.00	140	TiAlN
8595102	●	-	-	-	1.020	0.04016	6.00	38.00	3.00	140	TiN
859510311	●	-	-	-	1.030	0.04055	6.00	38.00	3.00	140	TiAlN
8595103	●	-	-	-	1.030	0.04055	6.00	38.00	3.00	140	TiN
8595104	●	-	-	-	1.040	0.04094	6.00	38.00	3.00	140	TiN
8595105	●	-	-	-	1.050	0.04134	6.00	38.00	3.00	140	TiN
8595106	●	-	-	-	1.060	0.04173	6.00	38.00	3.00	140	TiN
8595107	●	-	-	-	1.070	0.04213	7.00	39.00	3.00	140	TiN
8595108	●	-	-	-	1.080	0.04252	7.00	39.00	3.00	140	TiN
859510911	●	-	-	-	1.090	0.04291	7.00	39.00	3.00	140	TiAlN
8595109	●	-	-	-	1.090	0.04291	7.00	39.00	3.00	140	TiN
6151111	●	-	-	-	1.100	0.04331	7.00	39.00	3.00	140	TiAlN
61511	●	-	-	-	1.100	0.04331	7.00	39.00	3.00	140	TiN
8595111	●	-	-	-	1.110	0.04370	7.00	39.00	3.00	140	TiN
8595112	●	-	-	-	1.120	0.04409	7.00	39.00	3.00	140	TiN
8595113	●	-	-	-	1.130	0.04449	7.00	39.00	3.00	140	TiN
859511411	●	-	-	-	1.140	0.04488	7.00	39.00	3.00	140	TiAlN
8595114	●	-	-	-	1.140	0.04488	7.00	39.00	3.00	140	TiN
8595115	●	-	-	-	1.150	0.04528	7.00	39.00	3.00	140	TiN
8595116	●	-	-	-	1.160	0.04567	7.00	39.00	3.00	140	TiN
8595117	●	-	-	-	1.170	0.04606	7.00	39.00	3.00	140	TiN
859511811	●	-	-	-	1.180	0.04646	7.00	39.00	3.00	140	TiAlN
8595118	●	-	-	-	1.180	0.04646	7.00	39.00	3.00	140	TiN
859511911	●	-	-	-	1.190	0.04685	8.00	40.00	3.00	140	TiAlN
8595119	●	-	-	-	1.190	0.04685	8.00	40.00	3.00	140	TiN
6151211	●	-	-	-	1.200	0.04724	8.00	40.00	3.00	140	TiAlN
61512	●	-	-	-	1.200	0.04724	8.00	40.00	3.00	140	TiN
8595121	●	-	-	-	1.210	0.04764	8.00	40.00	3.00	140	TiN
859512211	●	-	-	-	1.220	0.04803	8.00	40.00	3.00	140	TiAlN
8595122	●	-	-	-	1.220	0.04803	8.00	40.00	3.00	140	TiN
8595123	●	-	-	-	1.230	0.04843	8.00	40.00	3.00	140	TiN
8595124	●	-	-	-	1.240	0.04882	8.00	40.00	3.00	140	TiN
859512511	●	-	-	-	1.250	0.04921	8.00	40.00	3.00	140	TiAlN
8595125	●	-	-	-	1.250	0.04921	8.00	40.00	3.00	140	TiN
8595126	●	-	-	-	1.260	0.04961	8.00	40.00	3.00	140	TiN
859512711	●	-	-	-	1.270	0.05000	8.00	40.00	3.00	140	TiAlN
8595127	●	-	-	-	1.270	0.05000	8.00	40.00	3.00	140	TiN

● Stocked ○ Available Upon Request; MOQ May Apply ▲ Globally Stocked
 Note: Other coatings are available upon request.



CONTINUED ➔

P					M			K	N		S		H			
Steel					Stainless Steel			Cast Iron	Non-Ferrous		HRSA		Hardened Steel			
Carbon Steel			Alloy Steel	Die Steel	300	400	17-4 PH		Aluminum		Nickel Alloy	Titanium	~35 HRC	35-45 HRC	45-50 HRC	50-70 HRC
Low	Medium	High							6061	Casting						
1010	1035	1065	4140	4340				7075								
○	○				○	○	○	○	○							

○ Good ○ Best

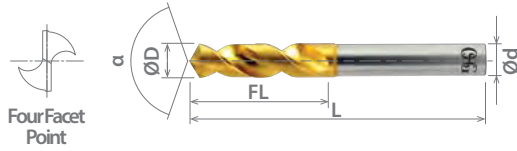




List 1100 (Continued)

EX-SUS-GOLD EX-SUS-GDS

SPEED FEED 353	HSSE	TiN	TiAlN	2 FLUTE	STUB	40°	PACKED 1 PIECE
--------------------------	-------------	------------	--------------	----------------	-------------	------------	--------------------------



Cutting Diameter Tolerance (h8)		
Size (mm)	mm	inch
0.5 ≤ D ≤ 3	+0 / -0.014	+0 / -0.0006
3 < D ≤ 6	+0 / -0.018	+0 / -0.0007
6 < D ≤ 10	+0 / -0.022	+0 / -0.0009
10 < D ≤ 18	+0 / -0.027	+0 / -0.0011
18 < D ≤ 30	+0 / -0.033	+0 / -0.0013
30 < D ≤ 32	+0 / -0.039	+0 / -0.0015

EDP Number		Diameter (D)					Flute Length FL (mm)	Overall Length L (mm)	Shank Diameter d (mm)	Point Angle α	Surface Treatment
		Fractional Size	Wire Gage	Letter Size	mm	Inch					
8595128	●	-	-	-	1.280	0.05039	8.00	40.00	3.00	140	TiN
8595129	●	-	-	-	1.290	0.05079	8.00	40.00	3.00	140	TiN
61513	●	-	-	-	1.300	0.05118	8.00	40.00	3.00	140	TiN
8595131	●	-	-	-	1.310	0.05157	8.00	40.00	3.00	140	TiN
859513211	●	-	-	-	1.320	0.05197	8.00	40.00	3.00	140	TiAlN
8595132	●	-	-	-	1.320	0.05197	8.00	40.00	3.00	140	TiN
8595133	●	-	-	-	1.330	0.05236	9.00	41.00	3.00	140	TiN
8595134	●	-	-	-	1.340	0.05276	9.00	41.00	3.00	140	TiN
859513511	●	-	-	-	1.350	0.05315	9.00	41.00	3.00	140	TiAlN
8595135	●	-	-	-	1.350	0.05315	9.00	41.00	3.00	140	TiN
8595136	●	-	-	-	1.360	0.05354	9.00	41.00	3.00	140	TiN
8595137	●	-	-	-	1.370	0.05394	9.00	41.00	3.00	140	TiN
8595138	●	-	-	-	1.380	0.05433	9.00	41.00	3.00	140	TiN
8595139	●	-	-	-	1.390	0.05472	9.00	41.00	3.00	140	TiN
6151411	●	-	-	-	1.400	0.05512	9.00	41.00	3.00	140	TiAlN
61514	●	-	-	-	1.400	0.05512	9.00	41.00	3.00	140	TiN
859514111	●	-	-	-	1.410	0.05551	9.00	41.00	3.00	140	TiAlN
8595141	●	-	-	-	1.410	0.05551	9.00	41.00	3.00	140	TiN
8595142	●	-	-	-	1.420	0.05591	9.00	41.00	3.00	140	TiN
8595143	●	-	-	-	1.430	0.05630	9.00	41.00	3.00	140	TiN
859514411	●	-	-	-	1.440	0.05669	9.00	41.00	3.00	140	TiAlN
8595144	●	-	-	-	1.440	0.05669	9.00	41.00	3.00	140	TiN
859514511	●	-	-	-	1.450	0.05709	9.00	41.00	3.00	140	TiAlN
8595145	●	-	-	-	1.450	0.05709	9.00	41.00	3.00	140	TiN
8595146	●	-	-	-	1.460	0.05748	9.00	41.00	3.00	140	TiN
8595147	●	-	-	-	1.470	0.05787	9.00	41.00	3.00	140	TiN
8595148	●	-	-	-	1.480	0.05827	9.00	41.00	3.00	140	TiN
8595149	●	-	-	-	1.490	0.05866	9.00	41.00	3.00	140	TiN
6151511	●	-	-	-	1.500	0.05906	9.00	41.00	3.00	140	TiAlN
61515	●	-	-	-	1.500	0.05906	9.00	41.00	3.00	140	TiN
859515111	●	-	-	-	1.510	0.05945	10.00	42.00	3.00	140	TiAlN
8595151	●	-	-	-	1.510	0.05945	10.00	42.00	3.00	140	TiN
859515211	●	-	-	-	1.520	0.05984	10.00	42.00	3.00	140	TiAlN
8595152	●	-	-	-	1.520	0.05984	10.00	42.00	3.00	140	TiN
8595153	●	-	-	-	1.530	0.06024	10.00	42.00	3.00	140	TiN
8595154	●	-	-	-	1.540	0.06063	10.00	42.00	3.00	140	TiN
859515511	●	-	-	-	1.550	0.06102	10.00	42.00	3.00	140	TiAlN
8595155	●	-	-	-	1.550	0.06102	10.00	42.00	3.00	140	TiN
859515611	●	-	-	-	1.560	0.06142	10.00	42.00	3.00	140	TiAlN
8595156	●	-	-	-	1.560	0.06142	10.00	42.00	3.00	140	TiN
859515711	●	-	-	-	1.570	0.06181	10.00	42.00	3.00	140	TiAlN
8595157	●	-	-	-	1.570	0.06181	10.00	42.00	3.00	140	TiN
859515811	●	-	-	-	1.580	0.06220	10.00	42.00	3.00	140	TiAlN
8595158	●	-	-	-	1.580	0.06220	10.00	42.00	3.00	140	TiN
859515911	●	-	-	-	1.590	0.06260	10.00	42.00	3.00	140	TiAlN
8595159	●	-	-	-	1.590	0.06260	10.00	42.00	3.00	140	TiN
6151611	●	-	-	-	1.600	0.06299	10.00	42.00	3.00	140	TiAlN
61516	●	-	-	-	1.600	0.06299	10.00	42.00	3.00	140	TiN
859516111	●	-	-	-	1.610	0.06339	10.00	42.00	3.00	140	TiAlN
8595161	●	-	-	-	1.610	0.06339	10.00	42.00	3.00	140	TiN
859516211	●	-	-	-	1.620	0.06378	10.00	42.00	3.00	140	TiAlN
8595162	●	-	-	-	1.620	0.06378	10.00	42.00	3.00	140	TiN
8595163	●	-	-	-	1.630	0.06417	10.00	42.00	3.00	140	TiN

● Stocked ○ Available Upon Request; MOQ May Apply ▲ Globally Stocked
 Note: Other coatings are available upon request.





List 1100 (Continued)

EX-SUS-GOLD EX-SUS-GDS

SPEED FEED 353	HSSE	TiN	TiAlN	2 FLUTE	STUB	40°	PACKED 1 PIECE
--------------------------	-------------	------------	--------------	----------------	-------------	------------	--------------------------

EDP Number		Diameter (D)					Flute Length	Overall Length	Shank Diameter	Point Angle	Surface Treatment
		Fractional Size	Wire Gage	Letter Size	mm	Inch					
8595164	●	-	-	-	1.640	0.06457	10.00	42.00	3.00	140	TiN
859516511	●	-	-	-	1.650	0.06496	10.00	42.00	3.00	140	TiAlN
8595165	●	-	-	-	1.650	0.06496	10.00	42.00	3.00	140	TiN
8595166	●	-	-	-	1.660	0.06535	10.00	42.00	3.00	140	TiN
8595167	●	-	-	-	1.670	0.06575	10.00	42.00	3.00	140	TiN
8595168	●	-	-	-	1.680	0.06614	10.00	42.00	3.00	140	TiN
8595169	●	-	-	-	1.690	0.06654	10.00	42.00	3.00	140	TiN
6151711	●	-	-	-	1.700	0.06693	10.00	42.00	3.00	140	TiAlN
61517	●	-	-	-	1.700	0.06693	10.00	42.00	3.00	140	TiN
859517111	●	-	-	-	1.710	0.06732	11.00	43.00	3.00	140	TiAlN
8595171	●	-	-	-	1.710	0.06732	11.00	43.00	3.00	140	TiN
859517211	●	-	-	-	1.720	0.06772	11.00	43.00	3.00	140	TiAlN
8595172	●	-	-	-	1.720	0.06772	11.00	43.00	3.00	140	TiN
8595173	●	-	-	-	1.730	0.06811	11.00	43.00	3.00	140	TiN
859517411	●	-	-	-	1.740	0.06850	11.00	43.00	3.00	140	TiAlN
8595174	●	-	-	-	1.740	0.06850	11.00	43.00	3.00	140	TiN
859517511	●	-	-	-	1.750	0.06890	11.00	43.00	3.00	140	TiAlN
8595175	●	-	-	-	1.750	0.06890	11.00	43.00	3.00	140	TiN
859517611	●	-	-	-	1.760	0.06929	11.00	43.00	3.00	140	TiAlN
8595176	●	-	-	-	1.760	0.06929	11.00	43.00	3.00	140	TiN
859517711	●	-	-	-	1.770	0.06969	11.00	43.00	3.00	140	TiAlN
8595177	●	-	-	-	1.770	0.06969	11.00	43.00	3.00	140	TiN
859517811	●	-	-	-	1.780	0.07008	11.00	43.00	3.00	140	TiAlN
8595178	●	-	-	-	1.780	0.07008	11.00	43.00	3.00	140	TiN
8595179	●	-	-	-	1.790	0.07047	11.00	43.00	3.00	140	TiN
6151811	●	-	-	-	1.800	0.07087	11.00	43.00	3.00	140	TiAlN
61518	●	-	-	-	1.800	0.07087	11.00	43.00	3.00	140	TiN
8595181	●	-	-	-	1.810	0.07126	11.00	43.00	3.00	140	TiN
8595182	●	-	-	-	1.820	0.07165	11.00	43.00	3.00	140	TiN
8595183	●	-	-	-	1.830	0.07205	11.00	43.00	3.00	140	TiN
8595184	●	-	-	-	1.840	0.07244	11.00	43.00	3.00	140	TiN
859518511	●	-	-	-	1.850	0.07283	11.00	43.00	3.00	140	TiAlN
8595185	●	-	-	-	1.850	0.07283	11.00	43.00	3.00	140	TiN
8595186	●	-	-	-	1.860	0.07323	11.00	43.00	3.00	140	TiN
8595187	●	-	-	-	1.870	0.07362	11.00	43.00	3.00	140	TiN
8595188	●	-	-	-	1.880	0.07402	11.00	43.00	3.00	140	TiN
8595189	●	-	-	-	1.890	0.07441	11.00	43.00	3.00	140	TiN
6151911	●	-	-	-	1.900	0.07480	11.00	43.00	3.00	140	TiAlN
61519	●	-	-	-	1.900	0.07480	11.00	43.00	3.00	140	TiN
859519111	●	-	-	-	1.910	0.07520	12.00	44.00	3.00	140	TiAlN
8595191	●	-	-	-	1.910	0.07520	12.00	44.00	3.00	140	TiN
8595192	●	-	-	-	1.920	0.07559	12.00	44.00	3.00	140	TiN
8595193	●	-	-	-	1.930	0.07598	12.00	44.00	3.00	140	TiN
8595194	●	-	-	-	1.940	0.07638	12.00	44.00	3.00	140	TiN
859519511	●	-	-	-	1.950	0.07677	12.00	44.00	3.00	140	TiAlN
8595195	●	-	-	-	1.950	0.07677	12.00	44.00	3.00	140	TiN
8595196	●	-	-	-	1.960	0.07717	12.00	44.00	3.00	140	TiN
859519711	●	-	-	-	1.970	0.07756	12.00	44.00	3.00	140	TiAlN
8595197	●	-	-	-	1.970	0.07756	12.00	44.00	3.00	140	TiN

● Stocked ○ Available Upon Request; MOQ May Apply ▲ Globally Stocked
 Note: Other coatings are available upon request.



CONTINUED ➔

P					M			K	N		S		H			
Steel					Stainless Steel			Cast Iron	Non-Ferrous		HRSA		Hardened Steel			
Carbon Steel			Alloy Steel	Die Steel					Aluminum		Nickel Alloy	Titanium				
Low	Medium	High							6061	Casting			Inconel	6Al4V (30 HRC)	~35 HRC	35-45 HRC
1010	1035	1065	4140	4340	300	400	17-4 PH	6061	7075	Casting	Inconel	6Al4V (30 HRC)	~35 HRC	35-45 HRC	45-50 HRC	50-70 HRC
○	○				○	○	○	○	○							

○ Good ○ Best

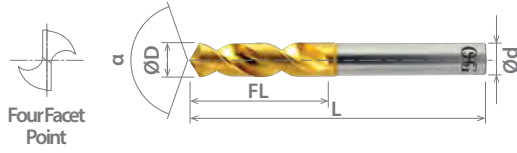




List 1100 (Continued)

EX-SUS-GOLD EX-SUS-GDS

SPEED FEED 353	HSSE	TiN	TiAlN	2 FLUTE	STUB	40°	PACKED 1 PIECE
--------------------------	-------------	------------	--------------	----------------	-------------	------------	--------------------------



Cutting Diameter Tolerance (h8)		
Size (mm)	mm	inch
0.5 ≤ D ≤ 3	+0 / -0.014	+0 / -0.0006
3 < D ≤ 6	+0 / -0.018	+0 / -0.0007
6 < D ≤ 10	+0 / -0.022	+0 / -0.0009
10 < D ≤ 18	+0 / -0.027	+0 / -0.0011
18 < D ≤ 30	+0 / -0.033	+0 / -0.0013
30 < D ≤ 32	+0 / -0.039	+0 / -0.0015

EDP Number		Diameter (D)					Flute Length FL (mm)	Overall Length L (mm)	Shank Diameter d (mm)	Point Angle α	Surface Treatment
		Fractional Size	Wire Gage	Letter Size	mm	Inch					
859519811	●	-	-	-	1.980	0.07795	12.00	44.00	3.00	140	TiAlN
8595198	●	-	-	-	1.980	0.07795	12.00	44.00	3.00	140	TiN
859519911	●	-	-	-	1.990	0.07835	12.00	44.00	3.00	140	TiAlN
8595199	●	-	-	-	1.990	0.07835	12.00	44.00	3.00	140	TiN
6152011	●	-	-	-	2.000	0.07874	12.00	44.00	3.00	130	TiAlN
61520	●	-	-	-	2.000	0.07874	12.00	44.00	3.00	130	TiN
8595201	●	-	-	-	2.010	0.07913	12.00	44.00	3.00	130	TiN
8595202	●	-	-	-	2.020	0.07953	12.00	44.00	3.00	130	TiN
8595203	●	-	-	-	2.030	0.07992	12.00	44.00	3.00	130	TiN
8595204	●	-	-	-	2.040	0.08031	12.00	44.00	3.00	130	TiN
859520511	●	-	-	-	2.050	0.08071	12.00	44.00	3.00	130	TiAlN
8595205	●	-	-	-	2.050	0.08071	12.00	44.00	3.00	130	TiN
8595206	●	-	-	-	2.060	0.08110	12.00	44.00	3.00	130	TiN
8595207	●	-	-	-	2.070	0.08150	12.00	44.00	3.00	130	TiN
859520811	●	-	-	-	2.080	0.08189	12.00	44.00	3.00	130	TiAlN
8595208	●	-	-	-	2.080	0.08189	12.00	44.00	3.00	130	TiN
8595209	●	-	-	-	2.090	0.08228	12.00	44.00	3.00	130	TiN
61521	●	-	-	-	2.100	0.08268	12.00	44.00	3.00	130	TiN
8595211	●	-	-	-	2.110	0.08307	12.00	44.00	3.00	130	TiN
8595212	●	-	-	-	2.120	0.08346	12.00	44.00	3.00	130	TiN
8595213	●	-	-	-	2.130	0.08386	13.00	45.00	3.00	130	TiN
8595214	●	-	-	-	2.140	0.08425	13.00	45.00	3.00	130	TiN
859521511	●	-	-	-	2.150	0.08465	13.00	45.00	3.00	130	TiAlN
8595215	●	-	-	-	2.150	0.08465	13.00	45.00	3.00	130	TiN
8595216	●	-	-	-	2.160	0.08504	13.00	45.00	3.00	130	TiN
8595217	●	-	-	-	2.170	0.08543	13.00	45.00	3.00	130	TiN
8595218	●	-	-	-	2.180	0.08583	13.00	45.00	3.00	130	TiN
859521911	●	-	-	-	2.190	0.08622	13.00	45.00	3.00	130	TiAlN
8595219	●	-	-	-	2.190	0.08622	13.00	45.00	3.00	130	TiN
6152211	●	-	-	-	2.200	0.08661	13.00	45.00	3.00	130	TiAlN
61522	●	-	-	-	2.200	0.08661	13.00	45.00	3.00	130	TiN
8595221	●	-	-	-	2.210	0.08701	13.00	45.00	3.00	130	TiN
8595222	●	-	-	-	2.220	0.08740	13.00	45.00	3.00	130	TiN
8595223	●	-	-	-	2.230	0.08780	13.00	45.00	3.00	130	TiN
8595224	●	-	-	-	2.240	0.08819	13.00	45.00	3.00	130	TiN
859522511	●	-	-	-	2.250	0.08858	13.00	45.00	3.00	130	TiAlN
8595225	●	-	-	-	2.250	0.08858	13.00	45.00	3.00	130	TiN
859522611	●	-	-	-	2.260	0.08898	13.00	45.00	3.00	130	TiAlN
8595226	●	-	-	-	2.260	0.08898	13.00	45.00	3.00	130	TiN
8595227	●	-	-	-	2.270	0.08937	13.00	45.00	3.00	130	TiN
8595228	●	-	-	-	2.280	0.08976	13.00	45.00	3.00	130	TiN
8595229	●	-	-	-	2.290	0.09016	13.00	45.00	3.00	130	TiN
6152311	●	-	-	-	2.300	0.09055	13.00	45.00	3.00	130	TiAlN
61523	●	-	-	-	2.300	0.09055	13.00	45.00	3.00	130	TiN
8595231	●	-	-	-	2.310	0.09094	13.00	45.00	3.00	130	TiN
8595232	●	-	-	-	2.320	0.09134	13.00	45.00	3.00	130	TiN
8595233	●	-	-	-	2.330	0.09173	13.00	45.00	3.00	130	TiN
8595234	●	-	-	-	2.340	0.09213	13.00	45.00	3.00	130	TiN
8595235	●	-	-	-	2.350	0.09252	13.00	45.00	3.00	130	TiN
8595236	●	-	-	-	2.360	0.09291	13.00	45.00	3.00	130	TiN
859523711	●	-	-	-	2.370	0.09331	14.00	46.00	3.00	130	TiAlN
8595237	●	-	-	-	2.370	0.09331	14.00	46.00	3.00	130	TiN
859523811	●	-	-	-	2.380	0.09370	14.00	46.00	3.00	130	TiAlN

● Stocked ○ Available Upon Request; MOQ May Apply ▲ Globally Stocked
 Note: Other coatings are available upon request.





List 1100 (Continued)

EX-SUS-GOLD EX-SUS-GDS

SPEED FEED 353	HSSE	TiN	TiAlN	2 FLUTE	STUB	40°	PACKED 1 PIECE
--------------------------	-------------	------------	--------------	----------------	-------------	------------	--------------------------

EDP Number		Diameter (D)					Flute Length	Overall Length	Shank Diameter	Point Angle	Surface Treatment
		Fractional Size	Wire Gage	Letter Size	mm	Inch					
8595238	●	-	-	-	2.380	0.09370	14.00	46.00	3.00	130	TiN
859523911	●	-	-	-	2.390	0.09409	14.00	46.00	3.00	130	TiAlN
8595239	●	-	-	-	2.390	0.09409	14.00	46.00	3.00	130	TiN
6152411	●	-	-	-	2.400	0.09449	14.00	46.00	3.00	130	TiAlN
61524	●	-	-	-	2.400	0.09449	14.00	46.00	3.00	130	TiN
859524111	●	-	-	-	2.410	0.09488	14.00	46.00	3.00	130	TiAlN
8595241	●	-	-	-	2.410	0.09488	14.00	46.00	3.00	130	TiN
859524211	●	-	-	-	2.420	0.09528	14.00	46.00	3.00	130	TiAlN
8595242	●	-	-	-	2.420	0.09528	14.00	46.00	3.00	130	TiN
8595243	●	-	-	-	2.430	0.09567	14.00	46.00	3.00	130	TiN
859524411	●	-	-	-	2.440	0.09606	14.00	46.00	3.00	130	TiAlN
8595244	●	-	-	-	2.440	0.09606	14.00	46.00	3.00	130	TiN
859524511	●	-	-	-	2.450	0.09646	14.00	46.00	3.00	130	TiAlN
8595245	●	-	-	-	2.450	0.09646	14.00	46.00	3.00	130	TiN
859524611	●	-	-	-	2.460	0.09685	14.00	46.00	3.00	130	TiAlN
8595246	●	-	-	-	2.460	0.09685	14.00	46.00	3.00	130	TiN
8595247	●	-	-	-	2.470	0.09724	14.00	46.00	3.00	130	TiN
8595248	●	-	-	-	2.480	0.09764	14.00	46.00	3.00	130	TiN
859524911	●	-	-	-	2.490	0.09803	14.00	46.00	3.00	130	TiAlN
8595249	●	-	-	-	2.490	0.09803	14.00	46.00	3.00	130	TiN
6152511	●	-	-	-	2.500	0.09843	14.00	46.00	3.00	130	TiAlN
61525	●	-	-	-	2.500	0.09843	14.00	46.00	3.00	130	TiN
8595251	●	-	-	-	2.510	0.09882	14.00	46.00	3.00	130	TiN
859525211	●	-	-	-	2.520	0.09921	14.00	46.00	3.00	130	TiAlN
8595252	●	-	-	-	2.520	0.09921	14.00	46.00	3.00	130	TiN
859525311	●	-	-	-	2.530	0.09961	14.00	46.00	3.00	130	TiAlN
8595253	●	-	-	-	2.530	0.09961	14.00	46.00	3.00	130	TiN
8595254	●	-	-	-	2.540	0.10000	14.00	46.00	3.00	130	TiN
859525511	●	-	-	-	2.550	0.10039	14.00	46.00	3.00	130	TiAlN
8595255	●	-	-	-	2.550	0.10039	14.00	46.00	3.00	130	TiN
8595256	●	-	-	-	2.560	0.10079	14.00	46.00	3.00	130	TiN
8595257	●	-	-	-	2.570	0.10118	14.00	46.00	3.00	130	TiN
859525811	●	-	-	-	2.580	0.10157	14.00	46.00	3.00	130	TiAlN
8595258	●	-	-	-	2.580	0.10157	14.00	46.00	3.00	130	TiN
8595259	●	-	-	-	2.590	0.10197	14.00	46.00	3.00	130	TiN
6152611	●	-	-	-	2.600	0.10236	14.00	46.00	3.00	130	TiAlN
61526	●	-	-	-	2.600	0.10236	14.00	46.00	3.00	130	TiN
8595261	●	-	-	-	2.610	0.10276	14.00	46.00	3.00	130	TiN
8595262	●	-	-	-	2.620	0.10315	14.00	46.00	3.00	130	TiN
8595263	●	-	-	-	2.630	0.10354	14.00	46.00	3.00	130	TiN
859526411	●	-	-	-	2.640	0.10394	14.00	46.00	3.00	130	TiAlN
8595264	●	-	-	-	2.640	0.10394	14.00	46.00	3.00	130	TiN
859526511	●	-	-	-	2.650	0.10433	14.00	46.00	3.00	130	TiAlN
8595265	●	-	-	-	2.650	0.10433	14.00	46.00	3.00	130	TiN
859526611	●	-	-	-	2.660	0.10472	16.00	48.00	3.00	130	TiAlN
8595266	●	-	-	-	2.660	0.10472	16.00	48.00	3.00	130	TiN
8595267	●	-	-	-	2.670	0.10512	16.00	48.00	3.00	130	TiN
8595268	●	-	-	-	2.680	0.10551	16.00	48.00	3.00	130	TiN
8595269	●	-	-	-	2.690	0.10591	16.00	48.00	3.00	130	TiN

● Stocked ○ Available Upon Request; MOQ May Apply ▲ Globally Stocked
 Note: Other coatings are available upon request.



CONTINUED ➔

P					M			K	N		S		H			
Steel					Stainless Steel			Cast Iron	Non-Ferrous		HRSA		Hardened Steel			
Carbon Steel			Alloy Steel	Die Steel	300	400	17-4 PH		Aluminum		Nickel Alloy	Titanium	~35 HRC	35-45 HRC	45-50 HRC	50-70 HRC
Low	Medium	High							6061	Casting						
1010	1035	1065	4140	7075												
○	○				○	○	○	○	○							

○ Good ○ Best



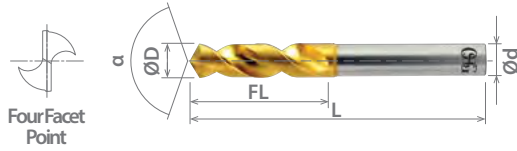


List 1100 (Continued)

EX-SUS-GOLD EX-SUS-GDS

SPEED FEED 353	HSSE	TiN	TiAlN	2 FLUTE	STUB	40°	PACKED 1 PIECE
--------------------------	-------------	------------	--------------	----------------	-------------	------------	--------------------------

Cutting Diameter Tolerance (h8)		
Size (mm)	mm	inch
0.5 ≤ D ≤ 3	+0 / -0.014	+0 / -0.0006
3 < D ≤ 6	+0 / -0.018	+0 / -0.0007
6 < D ≤ 10	+0 / -0.022	+0 / -0.0009
10 < D ≤ 18	+0 / -0.027	+0 / -0.0011
18 < D ≤ 30	+0 / -0.033	+0 / -0.0013
30 < D ≤ 32	+0 / -0.039	+0 / -0.0015



ABOUT OSG

DRILLING

THREADING

MILLING

HOLDERS

INDEX

EDP Number		Diameter (D)					Flute Length FL (mm)	Overall Length L (mm)	Shank Diameter d (mm)	Point Angle α	Surface Treatment
		Fractional Size	Wire Gage	Letter Size	mm	Inch					
6152711	●	-	-	-	2.700	0.10630	16.00	48.00	3.00	130	TiAlN
61527	●	-	-	-	2.700	0.10630	16.00	48.00	3.00	130	TiN
859527111	●	-	-	-	2.710	0.10669	16.00	48.00	3.00	130	TiAlN
8595271	●	-	-	-	2.710	0.10669	16.00	48.00	3.00	130	TiN
8595272	●	-	-	-	2.720	0.10709	16.00	48.00	3.00	130	TiN
8595273	●	-	-	-	2.730	0.10748	16.00	48.00	3.00	130	TiN
8595274	●	-	-	-	2.740	0.10787	16.00	48.00	3.00	130	TiN
8595275	●	-	-	-	2.750	0.10827	16.00	48.00	3.00	130	TiN
8595276	●	-	-	-	2.760	0.10866	16.00	48.00	3.00	130	TiN
8595277	●	-	-	-	2.770	0.10906	16.00	48.00	3.00	130	TiN
859527811	●	-	-	-	2.780	0.10945	16.00	48.00	3.00	130	TiAlN
8595278	●	-	-	-	2.780	0.10945	16.00	48.00	3.00	130	TiN
859527911	●	-	-	-	2.790	0.10984	16.00	48.00	3.00	130	TiAlN
8595279	●	-	-	-	2.790	0.10984	16.00	48.00	3.00	130	TiN
6152811	●	-	-	-	2.800	0.11024	16.00	48.00	3.00	130	TiAlN
61528	●	-	-	-	2.800	0.11024	16.00	48.00	3.00	130	TiN
8595281	●	-	-	-	2.810	0.11063	16.00	48.00	3.00	130	TiN
859528211	●	-	-	-	2.820	0.11102	16.00	48.00	3.00	130	TiAlN
8595282	●	-	-	-	2.820	0.11102	16.00	48.00	3.00	130	TiN
859528311	●	-	-	-	2.830	0.11142	16.00	48.00	3.00	130	TiAlN
8595283	●	-	-	-	2.830	0.11142	16.00	48.00	3.00	130	TiN
8595284	●	-	-	-	2.840	0.11181	16.00	48.00	3.00	130	TiN
859528511	●	-	-	-	2.850	0.11220	16.00	48.00	3.00	130	TiAlN
8595285	●	-	-	-	2.850	0.11220	16.00	48.00	3.00	130	TiN
859528611	●	-	-	-	2.860	0.11260	16.00	48.00	3.00	130	TiAlN
8595286	●	-	-	-	2.860	0.11260	16.00	48.00	3.00	130	TiN
8595287	●	-	-	-	2.870	0.11299	16.00	48.00	3.00	130	TiN
8595288	●	-	-	-	2.880	0.11339	16.00	48.00	3.00	130	TiN
8595289	●	-	-	-	2.890	0.11378	16.00	48.00	3.00	130	TiN
6152911	●	-	-	-	2.900	0.11417	16.00	48.00	3.00	130	TiAlN
61529	●	-	-	-	2.900	0.11417	16.00	48.00	3.00	130	TiN
8595291	●	-	-	-	2.910	0.11457	16.00	48.00	3.00	130	TiN
8595292	●	-	-	-	2.920	0.11496	16.00	48.00	3.00	130	TiN
8595293	●	-	-	-	2.930	0.11535	16.00	48.00	3.00	130	TiN
8595294	●	-	-	-	2.940	0.11575	16.00	48.00	3.00	130	TiN
859529511	●	-	-	-	2.950	0.11614	16.00	48.00	3.00	130	TiAlN
8595295	●	-	-	-	2.950	0.11614	16.00	48.00	3.00	130	TiN
8595296	●	-	-	-	2.960	0.11654	16.00	48.00	3.00	130	TiN
8595297	●	-	-	-	2.970	0.11693	16.00	48.00	3.00	130	TiN
8595298	●	-	-	-	2.980	0.11732	16.00	48.00	3.00	130	TiN
8595299	●	-	-	-	2.990	0.11772	16.00	48.00	3.00	130	TiN
6153011	●	-	-	-	3.000	0.11811	16.00	48.00	3.00	130	TiAlN
61530	●	-	-	-	3.000	0.11811	16.00	48.00	3.00	130	TiN
8595301	●	-	-	-	3.010	0.11850	18.00	50.00	4.00	130	TiN
8595302	●	-	-	-	3.020	0.11890	18.00	50.00	4.00	130	TiN
8595303	●	-	-	-	3.030	0.11929	18.00	50.00	4.00	130	TiN
8595304	●	-	-	-	3.040	0.11969	18.00	50.00	4.00	130	TiN
859530511	●	-	-	-	3.050	0.12008	18.00	50.00	4.00	130	TiAlN
8595305	●	-	-	-	3.050	0.12008	18.00	50.00	4.00	130	TiN
8595306	●	-	-	-	3.060	0.12047	18.00	50.00	4.00	130	TiN
8595307	●	-	-	-	3.070	0.12087	18.00	50.00	4.00	130	TiN
8595308	●	-	-	-	3.080	0.12126	18.00	50.00	4.00	130	TiN
8595309	●	-	-	-	3.090	0.12165	18.00	50.00	4.00	130	TiN

● Stocked ○ Available Upon Request; MOQ May Apply ▲ Globally Stocked
 Note: Other coatings are available upon request.





List 1100 (Continued)

EX-SUS-GOLD EX-SUS-GDS

SPEED FEED 353	HSSE	TiN	TiAlN	2 FLUTE	STUB	40°	PACKED 1 PIECE
--------------------------	-------------	------------	--------------	----------------	-------------	------------	--------------------------

EDP Number		Diameter (D)					Flute Length FL (mm)	Overall Length L (mm)	Shank Diameter d (mm)	Point Angle α	Surface Treatment
		Fractional Size	Wire Gage	Letter Size	mm	Inch					
6153111	●	-	-	-	3.100	0.12205	18.00	50.00	4.00	130	TiAlN
61531	●	-	-	-	3.100	0.12205	18.00	50.00	4.00	130	TiN
8595311	●	-	-	-	3.110	0.12244	18.00	50.00	4.00	130	TiN
8595312	●	-	-	-	3.120	0.12283	18.00	50.00	4.00	130	TiN
8595313	●	-	-	-	3.130	0.12323	18.00	50.00	4.00	130	TiN
8595314	●	-	-	-	3.140	0.12362	18.00	50.00	4.00	130	TiN
859531511	●	-	-	-	3.150	0.12402	18.00	50.00	4.00	130	TiAlN
8595315	●	-	-	-	3.150	0.12402	18.00	50.00	4.00	130	TiN
8595316	●	-	-	-	3.160	0.12441	18.00	50.00	4.00	130	TiN
8595317	●	-	-	-	3.170	0.12480	18.00	50.00	4.00	130	TiN
859531811	●	-	-	-	3.180	0.12520	18.00	50.00	4.00	130	TiAlN
8595318	●	-	-	-	3.180	0.12520	18.00	50.00	4.00	130	TiN
8595319	●	-	-	-	3.190	0.12559	18.00	50.00	4.00	130	TiN
6153211	●	-	-	-	3.200	0.12598	18.00	50.00	4.00	130	TiAlN
61532	●	-	-	-	3.200	0.12598	18.00	50.00	4.00	130	TiN
8595321	●	-	-	-	3.210	0.12638	18.00	50.00	4.00	130	TiN
859532211	●	-	-	-	3.220	0.12677	18.00	50.00	4.00	130	TiAlN
8595322	●	-	-	-	3.220	0.12677	18.00	50.00	4.00	130	TiN
8595323	●	-	-	-	3.230	0.12717	18.00	50.00	4.00	130	TiN
8595324	●	-	-	-	3.240	0.12756	18.00	50.00	4.00	130	TiN
859532511	●	-	-	-	3.250	0.12795	18.00	50.00	4.00	130	TiAlN
8595325	●	-	-	-	3.250	0.12795	18.00	50.00	4.00	130	TiN
859532611	●	-	-	-	3.260	0.12835	18.00	50.00	4.00	130	TiAlN
8595326	●	-	-	-	3.260	0.12835	18.00	50.00	4.00	130	TiN
859532711	●	-	-	-	3.270	0.12874	18.00	50.00	4.00	130	TiAlN
8595327	●	-	-	-	3.270	0.12874	18.00	50.00	4.00	130	TiN
8595328	●	-	-	-	3.280	0.12913	18.00	50.00	4.00	130	TiN
859532911	●	-	-	-	3.290	0.12953	18.00	50.00	4.00	130	TiAlN
8595329	●	-	-	-	3.290	0.12953	18.00	50.00	4.00	130	TiN
6153311	●	-	-	-	3.300	0.12992	18.00	50.00	4.00	130	TiAlN
61533	●	-	-	-	3.300	0.12992	18.00	50.00	4.00	130	TiN
8595331	●	-	-	-	3.310	0.13031	18.00	50.00	4.00	130	TiN
8595332	●	-	-	-	3.320	0.13071	18.00	50.00	4.00	130	TiN
8595333	●	-	-	-	3.330	0.13110	18.00	50.00	4.00	130	TiN
8595334	●	-	-	-	3.340	0.13150	18.00	50.00	4.00	130	TiN
859533511	●	-	-	-	3.350	0.13189	18.00	50.00	4.00	130	TiAlN
8595335	●	-	-	-	3.350	0.13189	18.00	50.00	4.00	130	TiN
8595336	●	-	-	-	3.360	0.13228	20.00	52.00	4.00	130	TiN
8595337	●	-	-	-	3.370	0.13268	20.00	52.00	4.00	130	TiN
8595338	●	-	-	-	3.380	0.13307	20.00	52.00	4.00	130	TiN
8595339	●	-	-	-	3.390	0.13346	20.00	52.00	4.00	130	TiN
6153411	●	-	-	-	3.400	0.13386	20.00	52.00	4.00	130	TiAlN
61534	●	-	-	-	3.400	0.13386	20.00	52.00	4.00	130	TiN
8595341	●	-	-	-	3.410	0.13425	20.00	52.00	4.00	130	TiN
8595342	●	-	-	-	3.420	0.13465	20.00	52.00	4.00	130	TiN
8595343	●	-	-	-	3.430	0.13504	20.00	52.00	4.00	130	TiN
8595344	●	-	-	-	3.440	0.13543	20.00	52.00	4.00	130	TiN
859534511	●	-	-	-	3.450	0.13583	20.00	52.00	4.00	130	TiAlN
8595345	●	-	-	-	3.450	0.13583	20.00	52.00	4.00	130	TiN

● Stocked ○ Available Upon Request; MOQ May Apply ▲ Globally Stocked
Note: Other coatings are available upon request.



CONTINUED ➔

P					M			K	N		S		H				
Steel					Stainless Steel			Cast Iron	Non-Ferrous		HRSA		Hardened Steel				
Carbon Steel			Alloy Steel	Die Steel					Aluminum		Nickel Alloy	Titanium					
Low	Medium	High							6061	Casting			Inconel	6Al4V (30 HRC)	~35 HRC	35-45 HRC	45-50 HRC
1010	1035	1045	1065	4140	4340	300	400	17-4 PH	6061	7075	Casting	Inconel	6Al4V (30 HRC)	~35 HRC	35-45 HRC	45-50 HRC	50-70 HRC
○	○					○	○	○	○	○							

○ Good ○ Best

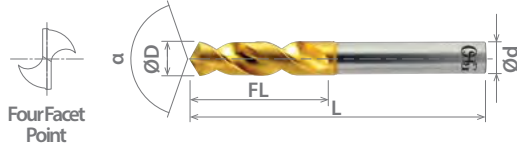




List 1100 (Continued)

EX-SUS-GOLD EX-SUS-GDS

SPEED FEED 353	HSSE	TiN	TiAlN	2 FLUTE	STUB	40°	PACKED 1 PIECE
--------------------------	-------------	------------	--------------	----------------	-------------	------------	--------------------------



Cutting Diameter Tolerance (h8)		
Size (mm)	mm	inch
0.5 ≤ D ≤ 3	+0 / -0.014	+0 / -0.0006
3 < D ≤ 6	+0 / -0.018	+0 / -0.0007
6 < D ≤ 10	+0 / -0.022	+0 / -0.0009
10 < D ≤ 18	+0 / -0.027	+0 / -0.0011
18 < D ≤ 30	+0 / -0.033	+0 / -0.0013
30 < D ≤ 32	+0 / -0.039	+0 / -0.0015

EDP Number		Diameter (D)					Flute Length	Overall Length	Shank Diameter	Point Angle	Surface Treatment
		Fractional Size	Wire Gage	Letter Size	mm	Inch	FL (mm)	L (mm)	d (mm)	α	
859534611	●	-	-	-	3.460	0.13622	20.00	52.00	4.00	130	TiAlN
8595346	●	-	-	-	3.460	0.13622	20.00	52.00	4.00	130	TiN
859534711	●	-	-	-	3.470	0.13661	20.00	52.00	4.00	130	TiAlN
8595347	●	-	-	-	3.470	0.13661	20.00	52.00	4.00	130	TiN
8595348	●	-	-	-	3.480	0.13701	20.00	52.00	4.00	130	TiN
8595349	●	-	-	-	3.490	0.13740	20.00	52.00	4.00	130	TiN
6153511	●	-	-	-	3.500	0.13780	20.00	52.00	4.00	130	TiAlN
61535	●	-	-	-	3.500	0.13780	20.00	52.00	4.00	130	TiN
8595351	●	-	-	-	3.510	0.13819	20.00	52.00	4.00	130	TiN
8595352	●	-	-	-	3.520	0.13858	20.00	52.00	4.00	130	TiN
8595353	●	-	-	-	3.530	0.13898	20.00	52.00	4.00	130	TiN
8595354	●	-	-	-	3.540	0.13937	20.00	52.00	4.00	130	TiN
8595355	●	-	-	-	3.550	0.13976	20.00	52.00	4.00	130	TiN
8595356	●	-	-	-	3.560	0.14016	20.00	52.00	4.00	130	TiN
859535711	●	-	-	-	3.570	0.14055	20.00	52.00	4.00	130	TiAlN
8595357	●	-	-	-	3.570	0.14055	20.00	52.00	4.00	130	TiN
8595358	●	-	-	-	3.580	0.14094	20.00	52.00	4.00	130	TiN
8595359	●	-	-	-	3.590	0.14134	20.00	52.00	4.00	130	TiN
61536	●	-	-	-	3.600	0.14173	20.00	52.00	4.00	130	TiN
8595361	●	-	-	-	3.610	0.14213	20.00	52.00	4.00	130	TiN
8595362	●	-	-	-	3.620	0.14252	20.00	52.00	4.00	130	TiN
8595363	●	-	-	-	3.630	0.14291	20.00	52.00	4.00	130	TiN
8595364	●	-	-	-	3.640	0.14331	20.00	52.00	4.00	130	TiN
8595365	●	-	-	-	3.650	0.14370	20.00	52.00	4.00	130	TiN
859536611	●	-	-	-	3.660	0.14409	20.00	52.00	4.00	130	TiAlN
8595366	●	-	-	-	3.660	0.14409	20.00	52.00	4.00	130	TiN
8595367	●	-	-	-	3.670	0.14449	20.00	52.00	4.00	130	TiN
8595368	●	-	-	-	3.680	0.14488	20.00	52.00	4.00	130	TiN
8595369	●	-	-	-	3.690	0.14528	20.00	52.00	4.00	130	TiN
6153711	●	-	-	-	3.700	0.14567	20.00	52.00	4.00	130	TiAlN
61537	●	-	-	-	3.700	0.14567	20.00	52.00	4.00	130	TiN
8595371	●	-	-	-	3.710	0.14606	20.00	52.00	4.00	130	TiN
8595372	●	-	-	-	3.720	0.14646	20.00	52.00	4.00	130	TiN
859537311	●	-	-	-	3.730	0.14685	20.00	52.00	4.00	130	TiAlN
8595373	●	-	-	-	3.730	0.14685	20.00	52.00	4.00	130	TiN
8595374	●	-	-	-	3.740	0.14724	20.00	52.00	4.00	130	TiN
859537511	●	-	-	-	3.750	0.14764	20.00	52.00	4.00	130	TiAlN
8595375	●	-	-	-	3.750	0.14764	20.00	52.00	4.00	130	TiN
8595376	●	-	-	-	3.760	0.14803	22.00	54.00	4.00	130	TiN
8595377	●	-	-	-	3.770	0.14843	22.00	54.00	4.00	130	TiN
8595378	●	-	-	-	3.780	0.14882	22.00	54.00	4.00	130	TiN
8595379	●	-	-	-	3.790	0.14921	22.00	54.00	4.00	130	TiN
6153811	●	-	-	-	3.800	0.14961	22.00	54.00	4.00	130	TiAlN
61538	●	-	-	-	3.800	0.14961	22.00	54.00	4.00	130	TiN
8595381	●	-	-	-	3.810	0.15000	22.00	54.00	4.00	130	TiN
8595382	●	-	-	-	3.820	0.15039	22.00	54.00	4.00	130	TiN
8595383	●	-	-	-	3.830	0.15079	22.00	54.00	4.00	130	TiN
8595384	●	-	-	-	3.840	0.15118	22.00	54.00	4.00	130	TiN
859538511	●	-	-	-	3.850	0.15157	22.00	54.00	4.00	130	TiAlN
8595385	●	-	-	-	3.850	0.15157	22.00	54.00	4.00	130	TiN
859538611	●	-	-	-	3.860	0.15197	22.00	54.00	4.00	130	TiAlN
8595386	●	-	-	-	3.860	0.15197	22.00	54.00	4.00	130	TiN
8595387	●	-	-	-	3.870	0.15236	22.00	54.00	4.00	130	TiN

● Stocked ○ Available Upon Request; MOQ May Apply ▲ Globally Stocked
 Note: Other coatings are available upon request.





List 1100 (Continued)

EX-SUS-GOLD EX-SUS-GDS

SPEED FEED 353	HSSE	TiN	TiAlN	2 FLUTE	STUB	40°	PACKED 1 PIECE
--------------------------	-------------	------------	--------------	----------------	-------------	------------	--------------------------

EDP Number		Diameter (D)					Flute Length	Overall Length	Shank Diameter	Point Angle	Surface Treatment
		Fractional Size	Wire Gage	Letter Size	mm	Inch					
8595388	●	-	-	-	3.880	0.15276	22.00	54.00	4.00	130	TiN
8595389	●	-	-	-	3.890	0.15315	22.00	54.00	4.00	130	TiN
61539	●	-	-	-	3.900	0.15354	22.00	54.00	4.00	130	TiN
859539111	●	-	-	-	3.910	0.15394	22.00	54.00	4.00	130	TiAlN
8595391	●	-	-	-	3.910	0.15394	22.00	54.00	4.00	130	TiN
8595392	●	-	-	-	3.920	0.15433	22.00	54.00	4.00	130	TiN
8595393	●	-	-	-	3.930	0.15472	22.00	54.00	4.00	130	TiN
8595394	●	-	-	-	3.940	0.15512	22.00	54.00	4.00	130	TiN
859539511	●	-	-	-	3.950	0.15551	22.00	54.00	4.00	130	TiAlN
8595395	●	-	-	-	3.950	0.15551	22.00	54.00	4.00	130	TiN
8595396	●	-	-	-	3.960	0.15591	22.00	54.00	4.00	130	TiN
859539711	●	-	-	-	3.970	0.15630	22.00	54.00	4.00	130	TiAlN
8595397	●	-	-	-	3.970	0.15630	22.00	54.00	4.00	130	TiN
8595398	●	-	-	-	3.980	0.15669	22.00	54.00	4.00	130	TiN
859539911	●	-	-	-	3.990	0.15709	22.00	54.00	4.00	130	TiAlN
8595399	●	-	-	-	3.990	0.15709	22.00	54.00	4.00	130	TiN
6154011	●	-	-	-	4.000	0.15748	22.00	54.00	4.00	130	TiAlN
61540	●	-	-	-	4.000	0.15748	22.00	54.00	4.00	130	TiN
8595401	●	-	-	-	4.010	0.15787	22.00	66.00	6.00	120	TiN
8595402	●	-	-	-	4.020	0.15827	22.00	66.00	6.00	120	TiN
8595403	●	-	-	-	4.030	0.15866	22.00	66.00	6.00	120	TiN
859540411	●	-	-	-	4.040	0.15906	22.00	66.00	6.00	120	TiAlN
8595404	●	-	-	-	4.040	0.15906	22.00	66.00	6.00	120	TiN
8595405	●	-	-	-	4.050	0.15945	22.00	66.00	6.00	120	TiN
8595406	●	-	-	-	4.060	0.15984	22.00	66.00	6.00	120	TiN
8595407	●	-	-	-	4.070	0.16024	22.00	66.00	6.00	120	TiN
8595408	●	-	-	-	4.080	0.16063	22.00	66.00	6.00	120	TiN
859540911	●	-	-	-	4.090	0.16102	22.00	66.00	6.00	120	TiAlN
8595409	●	-	-	-	4.090	0.16102	22.00	66.00	6.00	120	TiN
6154111	●	-	-	-	4.100	0.16142	22.00	66.00	6.00	120	TiAlN
61541	●	-	-	-	4.100	0.16142	22.00	66.00	6.00	120	TiN
8595411	●	-	-	-	4.110	0.16181	22.00	66.00	6.00	120	TiN
8595412	●	-	-	-	4.120	0.16220	22.00	66.00	6.00	120	TiN
8595413	●	-	-	-	4.130	0.16260	22.00	66.00	6.00	120	TiN
8595414	●	-	-	-	4.140	0.16299	22.00	66.00	6.00	120	TiN
859541511	●	-	-	-	4.150	0.16339	22.00	66.00	6.00	120	TiAlN
8595415	●	-	-	-	4.150	0.16339	22.00	66.00	6.00	120	TiN
8595416	●	-	-	-	4.160	0.16378	22.00	66.00	6.00	120	TiN
859541711	●	-	-	-	4.170	0.16417	22.00	66.00	6.00	120	TiAlN
8595417	●	-	-	-	4.170	0.16417	22.00	66.00	6.00	120	TiN
8595418	●	-	-	-	4.180	0.16457	22.00	66.00	6.00	120	TiN
8595419	●	-	-	-	4.190	0.16496	22.00	66.00	6.00	120	TiN
6154211	●	-	-	-	4.200	0.16535	22.00	66.00	6.00	120	TiAlN
61542	●	-	-	-	4.200	0.16535	22.00	66.00	6.00	120	TiN
8595421	●	-	-	-	4.210	0.16575	22.00	66.00	6.00	120	TiN
859542211	●	-	-	-	4.220	0.16614	22.00	66.00	6.00	120	TiAlN
8595422	●	-	-	-	4.220	0.16614	22.00	66.00	6.00	120	TiN
8595423	●	-	-	-	4.230	0.16654	22.00	66.00	6.00	120	TiN
8595424	●	-	-	-	4.240	0.16693	22.00	66.00	6.00	120	TiN

● Stocked ○ Available Upon Request; MOQ May Apply ▲ Globally Stocked
Note: Other coatings are available upon request.



CONTINUED ➔

P					M			K	N		S		H			
Steel					Stainless Steel			Cast Iron	Non-Ferrous		HRSA		Hardened Steel			
Carbon Steel			Alloy Steel	Die Steel	300	400	17-4 PH		Aluminum		Nickel Alloy	Titanium	~35 HRC	35-45 HRC	45-50 HRC	50-70 HRC
Low	Medium	High							6061	Casting						
1010	1035	1065	4140	4340				7075								
○	○				○	○	○	○	○							

○ Good ○ Best

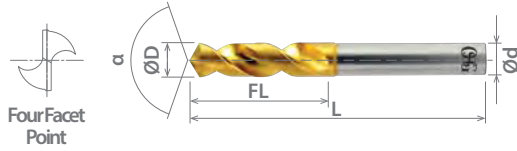




List 1100 (Continued)

EX-SUS-GOLD EX-SUS-GDS

SPEED FEED 353	HSSE	TiN	TiAlN	2 FLUTE	STUB	40°	PACKED 1 PIECE
--------------------------	-------------	------------	--------------	----------------	-------------	------------	--------------------------



Cutting Diameter Tolerance (h8)		
Size (mm)	mm	inch
0.5 ≤ D ≤ 3	+0 / -0.014	+0 / -0.0006
3 < D ≤ 6	+0 / -0.018	+0 / -0.0007
6 < D ≤ 10	+0 / -0.022	+0 / -0.0009
10 < D ≤ 18	+0 / -0.027	+0 / -0.0011
18 < D ≤ 30	+0 / -0.033	+0 / -0.0013
30 < D ≤ 32	+0 / -0.039	+0 / -0.0015

ABOUT OSG

DRILLING

THREADING

MILLING

HOLDERS

INDEX

EDP Number		Diameter (D)					Flute Length FL (mm)	Overall Length L (mm)	Shank Diameter d (mm)	Point Angle α	Surface Treatment
		Fractional Size	Wire Gage	Letter Size	mm	Inch					
8595425	●	-	-	-	4.250	0.16732	22.00	66.00	6.00	120	TiN
8595426	●	-	-	-	4.260	0.16772	24.00	68.00	6.00	120	TiN
8595427	●	-	-	-	4.270	0.16811	24.00	68.00	6.00	120	TiN
8595428	●	-	-	-	4.280	0.16850	24.00	68.00	6.00	120	TiN
8595429	●	-	-	-	4.290	0.16890	24.00	68.00	6.00	120	TiN
6154311	●	-	-	-	4.300	0.16929	24.00	68.00	6.00	120	TiAlN
61543	●	-	-	-	4.300	0.16929	24.00	68.00	6.00	120	TiN
8595431	●	-	-	-	4.310	0.16969	24.00	68.00	6.00	120	TiN
8595432	●	-	-	-	4.320	0.17008	24.00	68.00	6.00	120	TiN
859543311	●	-	-	-	4.330	0.17047	24.00	68.00	6.00	120	TiAlN
8595433	●	-	-	-	4.330	0.17047	24.00	68.00	6.00	120	TiN
8595434	●	-	-	-	4.340	0.17087	24.00	68.00	6.00	120	TiN
8595435	●	-	-	-	4.350	0.17126	24.00	68.00	6.00	120	TiN
8595436	●	-	-	-	4.360	0.17165	24.00	68.00	6.00	120	TiN
859543711	●	-	-	-	4.370	0.17205	24.00	68.00	6.00	120	TiAlN
8595437	●	-	-	-	4.370	0.17205	24.00	68.00	6.00	120	TiN
8595438	●	-	-	-	4.380	0.17244	24.00	68.00	6.00	120	TiN
8595439	●	-	-	-	4.390	0.17283	24.00	68.00	6.00	120	TiN
6154411	●	-	-	-	4.400	0.17323	24.00	68.00	6.00	120	TiAlN
61544	●	-	-	-	4.400	0.17323	24.00	68.00	6.00	120	TiN
859544111	●	-	-	-	4.410	0.17362	24.00	68.00	6.00	120	TiAlN
8595441	●	-	-	-	4.410	0.17362	24.00	68.00	6.00	120	TiN
8595442	●	-	-	-	4.420	0.17402	24.00	68.00	6.00	120	TiN
8595443	●	-	-	-	4.430	0.17441	24.00	68.00	6.00	120	TiN
8595444	●	-	-	-	4.440	0.17480	24.00	68.00	6.00	120	TiN
859544511	●	-	-	-	4.450	0.17520	24.00	68.00	6.00	120	TiAlN
8595445	●	-	-	-	4.450	0.17520	24.00	68.00	6.00	120	TiN
8595446	●	-	-	-	4.460	0.17559	24.00	68.00	6.00	120	TiN
8595447	●	-	-	-	4.470	0.17598	24.00	68.00	6.00	120	TiN
8595448	●	-	-	-	4.480	0.17638	24.00	68.00	6.00	120	TiN
8595449	●	-	-	-	4.490	0.17677	24.00	68.00	6.00	120	TiN
6154511	●	-	-	-	4.500	0.17717	24.00	68.00	6.00	120	TiAlN
61545	●	-	-	-	4.500	0.17717	24.00	68.00	6.00	120	TiN
8595451	●	-	-	-	4.510	0.17756	24.00	68.00	6.00	120	TiN
8595452	●	-	-	-	4.520	0.17795	24.00	68.00	6.00	120	TiN
8595453	●	-	-	-	4.530	0.17835	24.00	68.00	6.00	120	TiN
8595454	●	-	-	-	4.540	0.17874	24.00	68.00	6.00	120	TiN
8595455	●	-	-	-	4.550	0.17913	24.00	68.00	6.00	120	TiN
8595456	●	-	-	-	4.560	0.17953	24.00	68.00	6.00	120	TiN
859545711	●	-	-	-	4.570	0.17992	24.00	68.00	6.00	120	TiAlN
8595457	●	-	-	-	4.570	0.17992	24.00	68.00	6.00	120	TiN
8595458	●	-	-	-	4.580	0.18031	24.00	68.00	6.00	120	TiN
8595459	●	-	-	-	4.590	0.18071	24.00	68.00	6.00	120	TiN
6154611	●	-	-	-	4.600	0.18110	24.00	68.00	6.00	120	TiAlN
61546	●	-	-	-	4.600	0.18110	24.00	68.00	6.00	120	TiN
8595461	●	-	-	-	4.610	0.18150	24.00	68.00	6.00	120	TiN
859546211	●	-	-	-	4.620	0.18189	24.00	68.00	6.00	120	TiAlN
8595462	●	-	-	-	4.620	0.18189	24.00	68.00	6.00	120	TiN
8595463	●	-	-	-	4.630	0.18228	24.00	68.00	6.00	120	TiN
8595464	●	-	-	-	4.640	0.18268	24.00	68.00	6.00	120	TiN
8595465	●	-	-	-	4.650	0.18307	24.00	68.00	6.00	120	TiN
8595466	●	-	-	-	4.660	0.18346	24.00	68.00	6.00	120	TiN
8595467	●	-	-	-	4.670	0.18386	24.00	68.00	6.00	120	TiN

● Stocked ○ Available Upon Request; MOQ May Apply ▲ Globally Stocked
 Note: Other coatings are available upon request.





List 1100 (Continued)

EX-SUS-GOLD EX-SUS-GDS

SPEED FEED 353	HSSE	TiN	TiAlN	2 FLUTE	STUB	40°	PACKED 1 PIECE
--------------------------	-------------	------------	--------------	----------------	-------------	------------	--------------------------

EDP Number		Diameter (D)					Flute Length	Overall Length	Shank Diameter	Point Angle	Surface Treatment
		Fractional Size	Wire Gage	Letter Size	mm	Inch					
8595468	●	-	-	-	4.680	0.18425	24.00	68.00	6.00	120	TiN
8595469	●	-	-	-	4.690	0.18465	24.00	68.00	6.00	120	TiN
6154711	●	-	-	-	4.700	0.18504	24.00	68.00	6.00	120	TiAlN
61547	●	-	-	-	4.700	0.18504	24.00	68.00	6.00	120	TiN
8595471	●	-	-	-	4.710	0.18543	24.00	68.00	6.00	120	TiN
8595472	●	-	-	-	4.720	0.18583	24.00	68.00	6.00	120	TiN
8595473	●	-	-	-	4.730	0.18622	24.00	68.00	6.00	120	TiN
8595474	●	-	-	-	4.740	0.18661	24.00	68.00	6.00	120	TiN
859547511	●	-	-	-	4.750	0.18701	24.00	68.00	6.00	120	TiAlN
8595475	●	-	-	-	4.750	0.18701	24.00	68.00	6.00	120	TiN
859547611	●	-	-	-	4.760	0.18740	26.00	70.00	6.00	120	TiAlN
8595476	●	-	-	-	4.760	0.18740	26.00	70.00	6.00	120	TiN
8595477	●	-	-	-	4.770	0.18780	26.00	70.00	6.00	120	TiN
8595478	●	-	-	-	4.780	0.18819	26.00	70.00	6.00	120	TiN
8595479	●	-	-	-	4.790	0.18858	26.00	70.00	6.00	120	TiN
6154811	●	-	-	-	4.800	0.18898	26.00	70.00	6.00	120	TiAlN
61548	●	-	-	-	4.800	0.18898	26.00	70.00	6.00	120	TiN
8595481	●	-	-	-	4.810	0.18937	26.00	70.00	6.00	120	TiN
8595482	●	-	-	-	4.820	0.18976	26.00	70.00	6.00	120	TiN
8595483	●	-	-	-	4.830	0.19016	26.00	70.00	6.00	120	TiN
8595484	●	-	-	-	4.840	0.19055	26.00	70.00	6.00	120	TiN
8595485	●	-	-	-	4.850	0.19094	26.00	70.00	6.00	120	TiN
859548611	●	-	-	-	4.860	0.19134	26.00	70.00	6.00	120	TiAlN
8595486	●	-	-	-	4.860	0.19134	26.00	70.00	6.00	120	TiN
859548711	●	-	-	-	4.870	0.19173	26.00	70.00	6.00	120	TiAlN
8595487	●	-	-	-	4.870	0.19173	26.00	70.00	6.00	120	TiN
859548811	●	-	-	-	4.880	0.19213	26.00	70.00	6.00	120	TiAlN
8595488	●	-	-	-	4.880	0.19213	26.00	70.00	6.00	120	TiN
8595489	●	-	-	-	4.890	0.19252	26.00	70.00	6.00	120	TiN
6154911	●	-	-	-	4.900	0.19291	26.00	70.00	6.00	120	TiAlN
61549	●	-	-	-	4.900	0.19291	26.00	70.00	6.00	120	TiN
8595491	●	-	-	-	4.910	0.19331	26.00	70.00	6.00	120	TiN
8595492	●	-	-	-	4.920	0.19370	26.00	70.00	6.00	120	TiN
8595493	●	-	-	-	4.930	0.19409	26.00	70.00	6.00	120	TiN
8595494	●	-	-	-	4.940	0.19449	26.00	70.00	6.00	120	TiN
8595495	●	-	-	-	4.950	0.19488	26.00	70.00	6.00	120	TiN
859549611	●	-	-	-	4.960	0.19528	26.00	70.00	6.00	120	TiAlN
8595496	●	-	-	-	4.960	0.19528	26.00	70.00	6.00	120	TiN
8595497	●	-	-	-	4.970	0.19567	26.00	70.00	6.00	120	TiN
859549811	●	-	-	-	4.980	0.19606	26.00	70.00	6.00	120	TiAlN
8595498	●	-	-	-	4.980	0.19606	26.00	70.00	6.00	120	TiN
8595499	●	-	-	-	4.990	0.19646	26.00	70.00	6.00	120	TiN
6155011	●	-	-	-	5.000	0.19685	26.00	70.00	6.00	120	TiAlN
61550	●	-	-	-	5.000	0.19685	26.00	70.00	6.00	120	TiN
8595501	●	-	-	-	5.010	0.19724	26.00	70.00	6.00	120	TiN
8595502	●	-	-	-	5.020	0.19764	26.00	70.00	6.00	120	TiN
8595503	●	-	-	-	5.030	0.19803	26.00	70.00	6.00	120	TiN
8595504	●	-	-	-	5.040	0.19843	26.00	70.00	6.00	120	TiN
859550511	●	-	-	-	5.050	0.19882	26.00	70.00	6.00	120	TiAlN

● Stocked ○ Available Upon Request; MOQ May Apply ▲ Globally Stocked

Note: Other coatings are available upon request.



CONTINUED ➔

P					M			K	N		S		H			
Steel					Stainless Steel			Cast Iron	Non-Ferrous		HRSA		Hardened Steel			
Carbon Steel			Alloy Steel	Die Steel					Aluminum	Nickel Alloy	Titanium					
Low	Medium	High			300	400	17-4 PH					6061	7075	Casting	Inconel	6Al4V (30 HRC)
1010	1035	1065	4140	4340	○	○	○	○	○	○						
1018	1045				○	○	○	○	○	○						

○ Good ○ Best

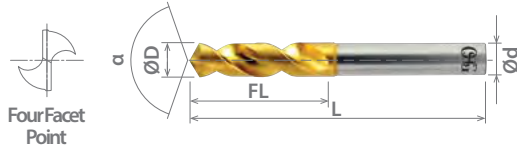




List 1100 (Continued)

EX-SUS-GOLD EX-SUS-GDS

SPEED FEED 353	HSSE	TiN	TiAlN	2 FLUTE	STUB	40°	PACKED 1 PIECE
--------------------------	-------------	------------	--------------	----------------	-------------	------------	--------------------------



Cutting Diameter Tolerance (h8)		
Size (mm)	mm	inch
0.5 ≤ D ≤ 3	+0 / -0.014	+0 / -0.0006
3 < D ≤ 6	+0 / -0.018	+0 / -0.0007
6 < D ≤ 10	+0 / -0.022	+0 / -0.0009
10 < D ≤ 18	+0 / -0.027	+0 / -0.0011
18 < D ≤ 30	+0 / -0.033	+0 / -0.0013
30 < D ≤ 32	+0 / -0.039	+0 / -0.0015

ABOUT OSG

DRILLING

THREADING

MILLING

HOLDERS

INDEX

EDP Number		Diameter (D)					Flute Length FL (mm)	Overall Length L (mm)	Shank Diameter d (mm)	Point Angle α	Surface Treatment
		Fractional Size	Wire Gage	Letter Size	mm	Inch					
8595505	●	-	-	-	5.050	0.19882	26.00	70.00	6.00	120	TiN
8595506	●	-	-	-	5.060	0.19921	26.00	70.00	6.00	120	TiN
8595507	●	-	-	-	5.070	0.19961	26.00	70.00	6.00	120	TiN
8595508	●	-	-	-	5.080	0.20000	26.00	70.00	6.00	120	TiN
8595509	●	-	-	-	5.090	0.20039	26.00	70.00	6.00	120	TiN
6155111	●	-	-	-	5.100	0.20079	26.00	70.00	6.00	120	TiAlN
61551	●	-	-	-	5.100	0.20079	26.00	70.00	6.00	120	TiN
859551111	●	-	-	-	5.110	0.20118	26.00	70.00	6.00	120	TiAlN
8595511	●	-	-	-	5.110	0.20118	26.00	70.00	6.00	120	TiN
8595512	●	-	-	-	5.120	0.20157	26.00	70.00	6.00	120	TiN
8595513	●	-	-	-	5.130	0.20197	26.00	70.00	6.00	120	TiN
8595514	●	-	-	-	5.140	0.20236	26.00	70.00	6.00	120	TiN
8595515	●	-	-	-	5.150	0.20276	26.00	70.00	6.00	120	TiN
859551611	●	-	-	-	5.160	0.20315	26.00	70.00	6.00	120	TiAlN
8595516	●	-	-	-	5.160	0.20315	26.00	70.00	6.00	120	TiN
8595517	●	-	-	-	5.170	0.20354	26.00	70.00	6.00	120	TiN
859551811	●	-	-	-	5.180	0.20394	26.00	70.00	6.00	120	TiAlN
8595518	●	-	-	-	5.180	0.20394	26.00	70.00	6.00	120	TiN
8595519	●	-	-	-	5.190	0.20433	26.00	70.00	6.00	120	TiN
6155211	●	-	-	-	5.200	0.20472	26.00	70.00	6.00	120	TiAlN
61552	●	-	-	-	5.200	0.20472	26.00	70.00	6.00	120	TiN
8595521	●	-	-	-	5.210	0.20512	26.00	70.00	6.00	120	TiN
859552211	●	-	-	-	5.220	0.20551	26.00	70.00	6.00	120	TiAlN
8595522	●	-	-	-	5.220	0.20551	26.00	70.00	6.00	120	TiN
8595523	●	-	-	-	5.230	0.20591	26.00	70.00	6.00	120	TiN
8595524	●	-	-	-	5.240	0.20630	26.00	70.00	6.00	120	TiN
8595525	●	-	-	-	5.250	0.20669	26.00	70.00	6.00	120	TiN
8595526	●	-	-	-	5.260	0.20709	26.00	70.00	6.00	120	TiN
8595527	●	-	-	-	5.270	0.20748	26.00	70.00	6.00	120	TiN
8595528	●	-	-	-	5.280	0.20787	26.00	70.00	6.00	120	TiN
8595529	●	-	-	-	5.290	0.20827	26.00	70.00	6.00	120	TiN
6155311	●	-	-	-	5.300	0.20866	26.00	70.00	6.00	120	TiAlN
61553	●	-	-	-	5.300	0.20866	26.00	70.00	6.00	120	TiN
8595531	●	-	-	-	5.310	0.20906	28.00	72.00	6.00	120	TiN
8595532	●	-	-	-	5.320	0.20945	28.00	72.00	6.00	120	TiN
8595533	●	-	-	-	5.330	0.20984	28.00	72.00	6.00	120	TiN
8595534	●	-	-	-	5.340	0.21024	28.00	72.00	6.00	120	TiN
8595535	●	-	-	-	5.350	0.21063	28.00	72.00	6.00	120	TiN
8595536	●	-	-	-	5.360	0.21102	28.00	72.00	6.00	120	TiN
8595537	●	-	-	-	5.370	0.21142	28.00	72.00	6.00	120	TiN
8595538	●	-	-	-	5.380	0.21181	28.00	72.00	6.00	120	TiN
8595539	●	-	-	-	5.390	0.21220	28.00	72.00	6.00	120	TiN
61554	●	-	-	-	5.400	0.21260	28.00	72.00	6.00	120	TiN
8595541	●	-	-	-	5.410	0.21299	28.00	72.00	6.00	120	TiN
8595542	●	-	-	-	5.420	0.21339	28.00	72.00	6.00	120	TiN
8595543	●	-	-	-	5.430	0.21378	28.00	72.00	6.00	120	TiN
8595544	●	-	-	-	5.440	0.21417	28.00	72.00	6.00	120	TiN
859554511	●	-	-	-	5.450	0.21457	28.00	72.00	6.00	120	TiAlN
8595545	●	-	-	-	5.450	0.21457	28.00	72.00	6.00	120	TiN
8595546	●	-	-	-	5.460	0.21496	28.00	72.00	6.00	120	TiN
8595547	●	-	-	-	5.470	0.21535	28.00	72.00	6.00	120	TiN
859554811	●	-	-	-	5.480	0.21575	28.00	72.00	6.00	120	TiAlN
8595548	●	-	-	-	5.480	0.21575	28.00	72.00	6.00	120	TiN

● Stocked ○ Available Upon Request; MOQ May Apply ▲ Globally Stocked
 Note: Other coatings are available upon request.





List 1100 (Continued)

EX-SUS-GOLD EX-SUS-GDS

SPEED FEED 353	HSSE	TiN	TiAlN	2 FLUTE	STUB	40°	PACKED 1 PIECE
--------------------------	-------------	------------	--------------	----------------	-------------	------------	--------------------------

EDP Number		Diameter (D)					Flute Length	Overall Length	Shank Diameter	Point Angle	Surface Treatment
		Fractional Size	Wire Gage	Letter Size	mm	Inch	FL (mm)	L (mm)	d (mm)	α	
8595549	●	-	-	-	5.490	0.21614	28.00	72.00	6.00	120	TiN
6155511	●	-	-	-	5.500	0.21654	28.00	72.00	6.00	120	TiAlN
61555	●	-	-	-	5.500	0.21654	28.00	72.00	6.00	120	TiN
8595551	●	-	-	-	5.510	0.21693	28.00	72.00	6.00	120	TiN
8595552	●	-	-	-	5.520	0.21732	28.00	72.00	6.00	120	TiN
8595553	●	-	-	-	5.530	0.21772	28.00	72.00	6.00	120	TiN
8595554	●	-	-	-	5.540	0.21811	28.00	72.00	6.00	120	TiN
8595555	●	-	-	-	5.550	0.21850	28.00	72.00	6.00	120	TiN
859555611	●	-	-	-	5.560	0.21890	28.00	72.00	6.00	120	TiAlN
8595556	●	-	-	-	5.560	0.21890	28.00	72.00	6.00	120	TiN
8595557	●	-	-	-	5.570	0.21929	28.00	72.00	6.00	120	TiN
8595558	●	-	-	-	5.580	0.21969	28.00	72.00	6.00	120	TiN
8595559	●	-	-	-	5.590	0.22008	28.00	72.00	6.00	120	TiN
6155611	●	-	-	-	5.600	0.22047	28.00	72.00	6.00	120	TiAlN
61556	●	-	-	-	5.600	0.22047	28.00	72.00	6.00	120	TiN
8595561	●	-	-	-	5.610	0.22087	28.00	72.00	6.00	120	TiN
8595562	●	-	-	-	5.620	0.22126	28.00	72.00	6.00	120	TiN
8595563	●	-	-	-	5.630	0.22165	28.00	72.00	6.00	120	TiN
8595564	●	-	-	-	5.640	0.22205	28.00	72.00	6.00	120	TiN
859556511	●	-	-	-	5.650	0.22244	28.00	72.00	6.00	120	TiAlN
8595565	●	-	-	-	5.650	0.22244	28.00	72.00	6.00	120	TiN
8595566	●	-	-	-	5.660	0.22283	28.00	72.00	6.00	120	TiN
8595567	●	-	-	-	5.670	0.22323	28.00	72.00	6.00	120	TiN
8595568	●	-	-	-	5.680	0.22362	28.00	72.00	6.00	120	TiN
8595569	●	-	-	-	5.690	0.22402	28.00	72.00	6.00	120	TiN
61557	●	-	-	-	5.700	0.22441	28.00	72.00	6.00	120	TiN
8595571	●	-	-	-	5.710	0.22480	28.00	72.00	6.00	120	TiN
859557211	●	-	-	-	5.720	0.22520	28.00	72.00	6.00	120	TiAlN
8595572	●	-	-	-	5.720	0.22520	28.00	72.00	6.00	120	TiN
8595573	●	-	-	-	5.730	0.22559	28.00	72.00	6.00	120	TiN
8595574	●	-	-	-	5.740	0.22598	28.00	72.00	6.00	120	TiN
859557511	●	-	-	-	5.750	0.22638	28.00	72.00	6.00	120	TiAlN
8595575	●	-	-	-	5.750	0.22638	28.00	72.00	6.00	120	TiN
8595576	●	-	-	-	5.760	0.22677	28.00	72.00	6.00	120	TiN
8595577	●	-	-	-	5.770	0.22717	28.00	72.00	6.00	120	TiN
859557811	●	-	-	-	5.780	0.22756	28.00	72.00	6.00	120	TiAlN
8595578	●	-	-	-	5.780	0.22756	28.00	72.00	6.00	120	TiN
859557911	●	-	-	-	5.790	0.22795	28.00	72.00	6.00	120	TiAlN
8595579	●	-	-	-	5.790	0.22795	28.00	72.00	6.00	120	TiN
6155811	●	-	-	-	5.800	0.22835	28.00	72.00	6.00	120	TiAlN
61558	●	-	-	-	5.800	0.22835	28.00	72.00	6.00	120	TiN
8595581	●	-	-	-	5.810	0.22874	28.00	72.00	6.00	120	TiN
8595582	●	-	-	-	5.820	0.22913	28.00	72.00	6.00	120	TiN
8595583	●	-	-	-	5.830	0.22953	28.00	72.00	6.00	120	TiN
8595584	●	-	-	-	5.840	0.22992	28.00	72.00	6.00	120	TiN
8595585	●	-	-	-	5.850	0.23031	28.00	72.00	6.00	120	TiN
8595586	●	-	-	-	5.860	0.23071	28.00	72.00	6.00	120	TiN
8595587	●	-	-	-	5.870	0.23110	28.00	72.00	6.00	120	TiN
8595588	●	-	-	-	5.880	0.23150	28.00	72.00	6.00	120	TiN

● Stocked ○ Available Upon Request; MOQ May Apply ▲ Globally Stocked
 Note: Other coatings are available upon request.



CONTINUED ➔

P					M			K	N		S		H					
Steel					Stainless Steel			Cast Iron	Non-Ferrous		HRSA		Hardened Steel					
Carbon Steel			Alloy Steel	Die Steel	Aluminum		Nickel Alloy		Titanium									
Low	Medium	High			6061	Casting				Inconel	6Al4V (30 HRC)	~35 HRC	35-45 HRC	45-50 HRC	50-70 HRC			
1010	1035		4140		300	400	17-4 PH		6061									
1018	1045	1065	4340		⊙	⊙	○		⊙	⊙								

○ Good ⊙ Best

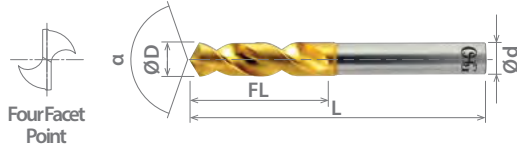




List 1100 (Continued)

EX-SUS-GOLD EX-SUS-GDS

SPEED FEED 353	HSSE	TiN	TiAlN	2 FLUTE	STUB	40°	PACKED 1 PIECE
--------------------------	-------------	------------	--------------	----------------	-------------	------------	--------------------------



Cutting Diameter Tolerance (h8)		
Size (mm)	mm	inch
0.5 ≤ D ≤ 3	+0 / -0.014	+0 / -0.0006
3 < D ≤ 6	+0 / -0.018	+0 / -0.0007
6 < D ≤ 10	+0 / -0.022	+0 / -0.0009
10 < D ≤ 18	+0 / -0.027	+0 / -0.0011
18 < D ≤ 30	+0 / -0.033	+0 / -0.0013
30 < D ≤ 32	+0 / -0.039	+0 / -0.0015

EDP Number		Diameter (D)					Flute Length FL (mm)	Overall Length L (mm)	Shank Diameter d (mm)	Point Angle α	Surface Treatment
		Fractional Size	Wire Gage	Letter Size	mm	Inch					
8595589	●	-	-	-	5.890	0.23189	28.00	72.00	6.00	120	TiN
6155911	●	-	-	-	5.900	0.23228	28.00	72.00	6.00	120	TiAlN
61559	●	-	-	-	5.900	0.23228	28.00	72.00	6.00	120	TiN
8595591	●	-	-	-	5.910	0.23268	28.00	72.00	6.00	120	TiN
8595592	●	-	-	-	5.920	0.23307	28.00	72.00	6.00	120	TiN
8595593	●	-	-	-	5.930	0.23346	28.00	72.00	6.00	120	TiN
8595594	●	-	-	-	5.940	0.23386	28.00	72.00	6.00	120	TiN
859559511	●	-	-	-	5.950	0.23425	28.00	72.00	6.00	120	TiAlN
8595595	●	-	-	-	5.950	0.23425	28.00	72.00	6.00	120	TiN
8595596	●	-	-	-	5.960	0.23465	28.00	72.00	6.00	120	TiN
859559711	●	-	-	-	5.970	0.23504	28.00	72.00	6.00	120	TiAlN
8595597	●	-	-	-	5.970	0.23504	28.00	72.00	6.00	120	TiN
8595598	●	-	-	-	5.980	0.23543	28.00	72.00	6.00	120	TiN
8595599	●	-	-	-	5.990	0.23583	28.00	72.00	6.00	120	TiN
6156011	●	-	-	-	6.000	0.23622	28.00	72.00	6.00	120	TiAlN
61560	●	-	-	-	6.000	0.23622	28.00	72.00	6.00	120	TiN
8595605	●	-	-	-	6.050	0.23819	31.00	75.00	8.00	120	TiN
6156111	●	-	-	-	6.100	0.24016	31.00	75.00	8.00	120	TiAlN
61561	●	-	-	-	6.100	0.24016	31.00	75.00	8.00	120	TiN
8595615	●	-	-	-	6.150	0.24213	31.00	75.00	8.00	120	TiN
61562	●	-	-	-	6.200	0.24409	31.00	75.00	8.00	120	TiN
8595625	●	-	-	-	6.250	0.24606	31.00	75.00	8.00	120	TiN
6156311	●	-	-	-	6.300	0.24803	31.00	75.00	8.00	120	TiAlN
61563	●	-	-	-	6.300	0.24803	31.00	75.00	8.00	120	TiN
859563511	●	1/4	-	E	6.350	0.25000	31.00	75.00	8.00	120	TiAlN
8595635	●	1/4	-	E	6.350	0.25000	31.00	75.00	8.00	120	TiN
6156411	●	-	-	-	6.400	0.25197	31.00	75.00	8.00	120	TiAlN
61564	●	-	-	-	6.400	0.25197	31.00	75.00	8.00	120	TiN
8595645	●	-	-	-	6.450	0.25394	31.00	75.00	8.00	120	TiN
6156511	●	-	-	-	6.500	0.25591	31.00	75.00	8.00	120	TiAlN
61565	●	-	-	-	6.500	0.25591	31.00	75.00	8.00	120	TiN
859565511	●	-	-	-	6.550	0.25787	31.00	75.00	8.00	120	TiAlN
8595655	●	-	-	-	6.550	0.25787	31.00	75.00	8.00	120	TiN
6156611	●	-	-	-	6.600	0.25984	31.00	75.00	8.00	120	TiAlN
61566	●	-	-	-	6.600	0.25984	31.00	75.00	8.00	120	TiN
8595665	●	-	-	-	6.650	0.26181	31.00	75.00	8.00	120	TiN
6156711	●	-	-	-	6.700	0.26378	31.00	75.00	8.00	120	TiAlN
61567	●	-	-	-	6.700	0.26378	31.00	75.00	8.00	120	TiN
859567511	●	-	-	-	6.750	0.26575	34.00	78.00	8.00	120	TiAlN
8595675	●	-	-	-	6.750	0.26575	34.00	78.00	8.00	120	TiN
6156811	●	-	-	-	6.800	0.26772	34.00	78.00	8.00	120	TiAlN
61568	●	-	-	-	6.800	0.26772	34.00	78.00	8.00	120	TiN
859568511	●	-	-	-	6.850	0.26969	34.00	78.00	8.00	120	TiAlN
8595685	●	-	-	-	6.850	0.26969	34.00	78.00	8.00	120	TiN
6156911	●	-	-	-	6.900	0.27165	34.00	78.00	8.00	120	TiAlN
61569	●	-	-	-	6.900	0.27165	34.00	78.00	8.00	120	TiN
8595695	●	-	-	-	6.950	0.27362	34.00	78.00	8.00	120	TiN
6157011	●	-	-	-	7.000	0.27559	34.00	78.00	8.00	120	TiAlN
61570	●	-	-	-	7.000	0.27559	34.00	78.00	8.00	120	TiN
8595705	●	-	-	-	7.050	0.27756	34.00	78.00	8.00	120	TiN
6157111	●	-	-	-	7.100	0.27953	34.00	78.00	8.00	120	TiAlN
61571	●	-	-	-	7.100	0.27953	34.00	78.00	8.00	120	TiN
859571511	●	-	-	-	7.150	0.28150	34.00	78.00	8.00	120	TiAlN

● Stocked ○ Available Upon Request; MOQ May Apply ▲ Globally Stocked
 Note: Other coatings are available upon request.





List 1100 (Continued)

EX-SUS-GOLD EX-SUS-GDS

SPEED FEED 353	HSSE	TiN	TiAlN	2 FLUTE	STUB	40°	PACKED 1 PIECE
--------------------------	-------------	------------	--------------	----------------	-------------	------------	--------------------------

EDP Number		Diameter (D)					Flute Length	Overall Length	Shank Diameter	Point Angle	Surface Treatment
		Fractional Size	Wire Gage	Letter Size	mm	Inch					
8595715	●	-	-	-	7.150	0.28150	34.00	78.00	8.00	120	TiN
6157211	●	-	-	-	7.200	0.28346	34.00	78.00	8.00	120	TiAlN
61572	●	-	-	-	7.200	0.28346	34.00	78.00	8.00	120	TiN
8595725	●	-	-	-	7.250	0.28543	34.00	78.00	8.00	120	TiN
6157311	●	-	-	-	7.300	0.28740	34.00	78.00	8.00	120	TiAlN
61573	●	-	-	-	7.300	0.28740	34.00	78.00	8.00	120	TiN
8595735	●	-	-	-	7.350	0.28937	34.00	78.00	8.00	120	TiN
6157411	●	-	-	-	7.400	0.29134	34.00	78.00	8.00	120	TiAlN
61574	●	-	-	-	7.400	0.29134	34.00	78.00	8.00	120	TiN
8595745	●	-	-	-	7.450	0.29331	34.00	78.00	8.00	120	TiN
6157511	●	-	-	-	7.500	0.29528	34.00	78.00	8.00	120	TiAlN
61575	●	-	-	-	7.500	0.29528	34.00	78.00	8.00	120	TiN
859575511	●	-	-	-	7.550	0.29724	37.00	81.00	8.00	120	TiAlN
8595755	●	-	-	-	7.550	0.29724	37.00	81.00	8.00	120	TiN
61576	●	-	-	-	7.600	0.29921	37.00	81.00	8.00	120	TiN
859576511	●	-	-	-	7.650	0.30118	37.00	81.00	8.00	120	TiAlN
8595765	●	-	-	-	7.650	0.30118	37.00	81.00	8.00	120	TiN
6157711	●	-	-	-	7.700	0.30315	37.00	81.00	8.00	120	TiAlN
61577	●	-	-	-	7.700	0.30315	37.00	81.00	8.00	120	TiN
859577511	●	-	-	-	7.750	0.30512	37.00	81.00	8.00	120	TiAlN
8595775	●	-	-	-	7.750	0.30512	37.00	81.00	8.00	120	TiN
61578	●	-	-	-	7.800	0.30709	37.00	81.00	8.00	120	TiN
8595785	●	-	-	-	7.850	0.30906	37.00	81.00	8.00	120	TiN
6157911	●	-	-	-	7.900	0.31102	37.00	81.00	8.00	120	TiAlN
61579	●	-	-	-	7.900	0.31102	37.00	81.00	8.00	120	TiN
859579511	●	-	-	-	7.950	0.31299	37.00	81.00	8.00	120	TiAlN
8595795	●	-	-	-	7.950	0.31299	37.00	81.00	8.00	120	TiN
6158011	●	-	-	-	8.000	0.31496	37.00	81.00	8.00	120	TiAlN
61580	●	-	-	-	8.000	0.31496	37.00	81.00	8.00	120	TiN
8595805	●	-	-	-	8.050	0.31693	37.00	87.00	10.00	120	TiN
6158111	●	-	-	-	8.100	0.31890	37.00	87.00	10.00	120	TiAlN
61581	●	-	-	-	8.100	0.31890	37.00	87.00	10.00	120	TiN
8595815	●	-	-	-	8.150	0.32087	37.00	87.00	10.00	120	TiN
6158211	●	-	-	-	8.200	0.32283	37.00	87.00	10.00	120	TiAlN
61582	●	-	-	-	8.200	0.32283	37.00	87.00	10.00	120	TiN
8595825	●	-	-	-	8.250	0.32480	37.00	87.00	10.00	120	TiN
6158311	●	-	-	-	8.300	0.32677	37.00	87.00	10.00	120	TiAlN
61583	●	-	-	-	8.300	0.32677	37.00	87.00	10.00	120	TiN
859583511	●	-	-	-	8.350	0.32874	37.00	87.00	10.00	120	TiAlN
8595835	●	-	-	-	8.350	0.32874	37.00	87.00	10.00	120	TiN
61584	●	-	-	-	8.400	0.33071	37.00	87.00	10.00	120	TiN
8595845	●	-	-	-	8.450	0.33268	37.00	87.00	10.00	120	TiN
6158511	●	-	-	-	8.500	0.33465	37.00	87.00	10.00	120	TiAlN
61585	●	-	-	-	8.500	0.33465	37.00	87.00	10.00	120	TiN
8595855	●	-	-	-	8.550	0.33661	40.00	90.00	10.00	120	TiN
6158611	●	-	-	-	8.600	0.33858	40.00	90.00	10.00	120	TiAlN
61586	●	-	-	-	8.600	0.33858	40.00	90.00	10.00	120	TiN
8595865	●	-	-	-	8.650	0.34055	40.00	90.00	10.00	120	TiN
61587	●	-	-	-	8.700	0.34252	40.00	90.00	10.00	120	TiN

● Stocked ○ Available Upon Request; MOQ May Apply ▲ Globally Stocked
Note: Other coatings are available upon request.



CONTINUED ➔

P					M			K	N		S		H							
Steel					Stainless Steel			Cast Iron	Non-Ferrous		HRSA		Hardened Steel							
Carbon Steel			Alloy Steel	Die Steel					Aluminum	Nickel Alloy	Titanium									
Low	Medium	High			300	400	17-4 PH					6061 7075	Casting	Inconel	6Al4V (30 HRC)	~35 HRC	35-45 HRC	45-50 HRC	50-70 HRC	
1010	1018	1035	1045	1065	4140	4340														
○	○						○	○	○											

○ Good ○ Best

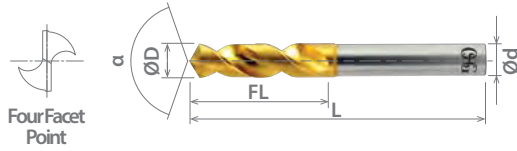




List 1100 (Continued)

EX-SUS-GOLD EX-SUS-GDS

SPEED FEED 353	HSSE	TiN	TiAlN	2 FLUTE	STUB	40°	PACKED 1 PIECE
--------------------------	-------------	------------	--------------	----------------	-------------	------------	--------------------------



Cutting Diameter Tolerance (h8)		
Size (mm)	mm	inch
0.5 ≤ D ≤ 3	+0 / -0.014	+0 / -0.0006
3 < D ≤ 6	+0 / -0.018	+0 / -0.0007
6 < D ≤ 10	+0 / -0.022	+0 / -0.0009
10 < D ≤ 18	+0 / -0.027	+0 / -0.0011
18 < D ≤ 30	+0 / -0.033	+0 / -0.0013
30 < D ≤ 32	+0 / -0.039	+0 / -0.0015

EDP Number		Diameter (D)					Flute Length	Overall Length	Shank Diameter	Point Angle	Surface Treatment
		Fractional Size	Wire Gage	Letter Size	mm	Inch					
859587511	●	-	-	-	8.750	0.34449	40.00	90.00	10.00	120	TiAlN
8595875	●	-	-	-	8.750	0.34449	40.00	90.00	10.00	120	TiN
6158811	●	-	-	-	8.800	0.34646	40.00	90.00	10.00	120	TiAlN
61588	●	-	-	-	8.800	0.34646	40.00	90.00	10.00	120	TiN
8595885	●	-	-	-	8.850	0.34843	40.00	90.00	10.00	120	TiN
61589	●	-	-	-	8.900	0.35039	40.00	90.00	10.00	120	TiN
8595895	●	-	-	-	8.950	0.35236	40.00	90.00	10.00	120	TiN
6159011	●	-	-	-	9.000	0.35433	40.00	90.00	10.00	120	TiAlN
61590	●	-	-	-	9.000	0.35433	40.00	90.00	10.00	120	TiN
8595905	●	-	-	-	9.050	0.35630	40.00	90.00	10.00	120	TiN
61591	●	-	-	-	9.100	0.35827	40.00	90.00	10.00	120	TiN
8595915	●	-	-	-	9.150	0.36024	40.00	90.00	10.00	120	TiN
61592	●	-	-	-	9.200	0.36220	40.00	90.00	10.00	120	TiN
8595925	●	-	-	-	9.250	0.36417	40.00	90.00	10.00	120	TiN
61593	●	-	-	-	9.300	0.36614	40.00	90.00	10.00	120	TiN
8595935	●	-	-	-	9.350	0.36811	40.00	90.00	10.00	120	TiN
61594	●	-	-	-	9.400	0.37008	40.00	90.00	10.00	120	TiN
8595945	●	-	-	-	9.450	0.37205	40.00	90.00	10.00	120	TiN
6159511	●	-	-	-	9.500	0.37402	40.00	90.00	10.00	120	TiAlN
61595	●	-	-	-	9.500	0.37402	40.00	90.00	10.00	120	TiN
8595955	●	-	-	-	9.550	0.37598	43.00	93.00	10.00	120	TiN
6159611	●	-	-	-	9.600	0.37795	43.00	93.00	10.00	120	TiAlN
61596	●	-	-	-	9.600	0.37795	43.00	93.00	10.00	120	TiN
859596511	●	-	-	-	9.650	0.37992	43.00	93.00	10.00	120	TiAlN
8595965	●	-	-	-	9.650	0.37992	43.00	93.00	10.00	120	TiN
61597	●	-	-	-	9.700	0.38189	43.00	93.00	10.00	120	TiN
8595975	●	-	-	-	9.750	0.38386	43.00	93.00	10.00	120	TiN
6159811	●	-	-	-	9.800	0.38583	43.00	93.00	10.00	120	TiAlN
61598	●	-	-	-	9.800	0.38583	43.00	93.00	10.00	120	TiN
8595985	●	-	-	-	9.850	0.38780	43.00	93.00	10.00	120	TiN
6159911	●	-	-	-	9.900	0.38976	43.00	93.00	10.00	120	TiAlN
61599	●	-	-	-	9.900	0.38976	43.00	93.00	10.00	120	TiN
8595995	●	-	-	-	9.950	0.39173	43.00	93.00	10.00	120	TiN
6160011	●	-	-	-	10.000	0.39370	43.00	93.00	10.00	120	TiAlN
61600	●	-	-	-	10.000	0.39370	43.00	93.00	10.00	120	TiN
8596005	●	-	-	-	10.050	0.39567	43.00	100.00	12.00	120	TiN
61601	●	-	-	-	10.100	0.39764	43.00	100.00	12.00	120	TiN
859601511	●	-	-	-	10.150	0.39961	43.00	100.00	12.00	120	TiAlN
8596015	●	-	-	-	10.150	0.39961	43.00	100.00	12.00	120	TiN
6160211	●	-	-	-	10.200	0.40157	43.00	100.00	12.00	120	TiAlN
61602	●	-	-	-	10.200	0.40157	43.00	100.00	12.00	120	TiN
8596025	●	-	-	-	10.250	0.40354	43.00	100.00	12.00	120	TiN
6160311	●	-	-	-	10.300	0.40551	43.00	100.00	12.00	120	TiAlN
61603	●	-	-	-	10.300	0.40551	43.00	100.00	12.00	120	TiN
859603511	●	-	-	-	10.350	0.40748	43.00	100.00	12.00	120	TiAlN
8596035	●	-	-	-	10.350	0.40748	43.00	100.00	12.00	120	TiN
61604	●	-	-	-	10.400	0.40945	43.00	100.00	12.00	120	TiN
8596045	●	-	-	-	10.450	0.41142	43.00	100.00	12.00	120	TiN
6160511	●	-	-	-	10.500	0.41339	43.00	100.00	12.00	120	TiAlN
61605	●	-	-	-	10.500	0.41339	43.00	100.00	12.00	120	TiN
8596055	●	-	-	-	10.550	0.41535	43.00	100.00	12.00	120	TiN
61606	●	-	-	-	10.600	0.41732	43.00	100.00	12.00	120	TiN
8596065	●	-	-	-	10.650	0.41929	47.00	104.00	12.00	120	TiN

● Stocked ○ Available Upon Request; MOQ May Apply ▲ Globally Stocked
 Note: Other coatings are available upon request.





List 1100 (Continued)

EX-SUS-GOLD EX-SUS-GDS

SPEED FEED 353	HSSE	TiN	TiAlN	2 FLUTE	STUB	40°	PACKED 1 PIECE
--------------------------	-------------	------------	--------------	----------------	-------------	------------	--------------------------

EDP Number		Diameter (D)					Flute Length	Overall Length	Shank Diameter	Point Angle	Surface Treatment
		Fractional Size	Wire Gage	Letter Size	mm	Inch					
6160711	●	-	-	-	10.700	0.42126	47.00	104.00	12.00	120	TiAlN
61607	●	-	-	-	10.700	0.42126	47.00	104.00	12.00	120	TiN
8596075	●	-	-	-	10.750	0.42323	47.00	104.00	12.00	120	TiN
61608	●	-	-	-	10.800	0.42520	47.00	104.00	12.00	120	TiN
8596085	●	-	-	-	10.850	0.42717	47.00	104.00	12.00	120	TiN
61609	●	-	-	-	10.900	0.42913	47.00	104.00	12.00	120	TiN
8596095	●	-	-	-	10.950	0.43110	47.00	104.00	12.00	120	TiN
6161011	●	-	-	-	11.000	0.43307	47.00	104.00	12.00	120	TiAlN
61610	●	-	-	-	11.000	0.43307	47.00	104.00	12.00	120	TiN
8596105	●	-	-	-	11.050	0.43504	47.00	104.00	12.00	120	TiN
6161111	●	-	-	-	11.100	0.43701	47.00	104.00	12.00	120	TiAlN
61611	●	-	-	-	11.100	0.43701	47.00	104.00	12.00	120	TiN
8596115	●	-	-	-	11.150	0.43898	47.00	104.00	12.00	120	TiN
61612	●	-	-	-	11.200	0.44094	47.00	104.00	12.00	120	TiN
8596125	●	-	-	-	11.250	0.44291	47.00	104.00	12.00	120	TiN
61613	●	-	-	-	11.300	0.44488	47.00	104.00	12.00	120	TiN
8596135	●	-	-	-	11.350	0.44685	47.00	104.00	12.00	120	TiN
61614	●	-	-	-	11.400	0.44882	47.00	104.00	12.00	120	TiN
8596145	●	-	-	-	11.450	0.45079	47.00	104.00	12.00	120	TiN
6161511	●	-	-	-	11.500	0.45276	47.00	104.00	12.00	120	TiAlN
61615	●	-	-	-	11.500	0.45276	47.00	104.00	12.00	120	TiN
8596155	●	-	-	-	11.550	0.45472	47.00	104.00	12.00	120	TiN
61616	●	-	-	-	11.600	0.45669	47.00	104.00	12.00	120	TiN
8596165	●	-	-	-	11.650	0.45866	47.00	104.00	12.00	120	TiN
61617	●	-	-	-	11.700	0.46063	47.00	104.00	12.00	120	TiN
8596175	●	-	-	-	11.750	0.46260	47.00	104.00	12.00	120	TiN
61618	●	-	-	-	11.800	0.46457	47.00	104.00	12.00	120	TiN
8596185	●	-	-	-	11.850	0.46654	51.00	108.00	12.00	120	TiN
61619	●	-	-	-	11.900	0.46850	51.00	108.00	12.00	120	TiN
8596195	●	-	-	-	11.950	0.47047	51.00	108.00	12.00	120	TiN
6162011	●	-	-	-	12.000	0.47244	51.00	108.00	12.00	120	TiAlN
61620	●	-	-	-	12.000	0.47244	51.00	108.00	12.00	120	TiN
61621	●	-	-	-	12.100	0.47638	51.00	108.00	12.00	120	TiN
61622	●	-	-	-	12.200	0.48031	51.00	108.00	12.00	120	TiN
6162311	●	-	-	-	12.300	0.48425	51.00	108.00	12.00	120	TiAlN
61623	●	-	-	-	12.300	0.48425	51.00	108.00	12.00	120	TiN
6162411	●	-	-	-	12.400	0.48819	51.00	108.00	12.00	120	TiAlN
61624	●	-	-	-	12.400	0.48819	51.00	108.00	12.00	120	TiN
6162511	●	-	-	-	12.500	0.49213	51.00	108.00	12.00	120	TiAlN
61625	●	-	-	-	12.500	0.49213	51.00	108.00	12.00	120	TiN
6162611	●	-	-	-	12.600	0.49606	51.00	108.00	12.00	120	TiAlN
61626	●	-	-	-	12.600	0.49606	51.00	108.00	12.00	120	TiN
6162711	●	1/2	-	-	12.700	0.50000	51.00	108.00	12.00	120	TiAlN
61627	●	1/2	-	-	12.700	0.50000	51.00	108.00	12.00	120	TiN
6162811	●	-	-	-	12.800	0.50394	51.00	108.00	12.00	120	TiAlN
61628	●	-	-	-	12.800	0.50394	51.00	108.00	12.00	120	TiN
6162911	●	-	-	-	12.900	0.50787	51.00	108.00	12.00	120	TiAlN
61629	●	-	-	-	12.900	0.50787	51.00	108.00	12.00	120	TiN
6163011	●	-	-	-	13.000	0.51181	51.00	108.00	12.00	120	TiAlN

● Stocked ○ Available Upon Request; MOQ May Apply ▲ Globally Stocked
 Note: Other coatings are available upon request.



CONTINUED ➔

P					M			K	N		S		H						
Steel					Stainless Steel			Cast Iron	Non-Ferrous		HRSA		Hardened Steel						
Carbon Steel			Alloy Steel	Die Steel					Aluminum		Nickel Alloy	Titanium							
Low	Medium	High			300	400	17-4 PH		6061	Casting			Inconel	6Al4V (30 HRC)	~35 HRC	35-45 HRC	45-50 HRC	50-70 HRC	
1010	1035	1045	1065	4140	4340														
1018	1045	1065																	
○	○						○	○	○										

○ Good ○ Best



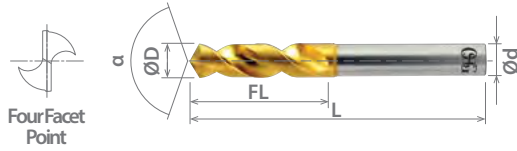


List 1100 (Continued)

EX-SUS-GOLD EX-SUS-GDS

SPEED FEED 353	HSSE	TiN	TiAlN	2 FLUTE	STUB	40°	PACKED 1 PIECE
--------------------------	-------------	------------	--------------	----------------	-------------	------------	--------------------------

Cutting Diameter Tolerance (h8)		
Size (mm)	mm	inch
0.5 ≤ D ≤ 3	+0 / -0.014	+0 / -0.0006
3 < D ≤ 6	+0 / -0.018	+0 / -0.0007
6 < D ≤ 10	+0 / -0.022	+0 / -0.0009
10 < D ≤ 18	+0 / -0.027	+0 / -0.0011
18 < D ≤ 30	+0 / -0.033	+0 / -0.0013
30 < D ≤ 32	+0 / -0.039	+0 / -0.0015



ABOUT OSG

DRILLING

THREADING

MILLING

HOLDERS

INDEX

EDP Number		Diameter (D)					Flute Length	Overall Length	Shank Diameter	Point Angle	Surface Treatment
		Fractional Size	Wire Gage	Letter Size	mm	Inch	FL (mm)	L (mm)	d (mm)	α	
61630	●	-	-	-	13.000	0.51181	51.00	108.00	12.00	120	TiN
6163111	●	-	-	-	13.100	0.51575	51.00	111.00	16.00	120	TiAlN
61631	●	-	-	-	13.100	0.51575	51.00	111.00	16.00	120	TiN
61632	●	-	-	-	13.200	0.51969	51.00	111.00	16.00	120	TiN
61633	●	-	-	-	13.300	0.52362	54.00	114.00	16.00	120	TiN
61634	●	-	-	-	13.400	0.52756	54.00	114.00	16.00	120	TiN
6163511	●	-	-	-	13.500	0.53150	54.00	114.00	16.00	120	TiAlN
61635	●	-	-	-	13.500	0.53150	54.00	114.00	16.00	120	TiN
61636	●	-	-	-	13.600	0.53543	54.00	114.00	16.00	120	TiN
61637	●	-	-	-	13.700	0.53937	54.00	114.00	16.00	120	TiN
61638	●	-	-	-	13.800	0.54331	54.00	114.00	16.00	120	TiN
61639	●	-	-	-	13.900	0.54724	54.00	114.00	16.00	120	TiN
6164011	●	-	-	-	14.000	0.55118	54.00	114.00	16.00	120	TiAlN
61640	●	-	-	-	14.000	0.55118	54.00	114.00	16.00	120	TiN
6164111	●	-	-	-	14.100	0.55512	56.00	116.00	16.00	120	TiAlN
61641	●	-	-	-	14.100	0.55512	56.00	116.00	16.00	120	TiN
61642	●	-	-	-	14.200	0.55906	56.00	116.00	16.00	120	TiN
6164311	●	-	-	-	14.300	0.56299	56.00	116.00	16.00	120	TiAlN
61643	●	-	-	-	14.300	0.56299	56.00	116.00	16.00	120	TiN
61644	●	-	-	-	14.400	0.56693	56.00	116.00	16.00	120	TiN
6164511	●	-	-	-	14.500	0.57087	56.00	116.00	16.00	120	TiAlN
61645	●	-	-	-	14.500	0.57087	56.00	116.00	16.00	120	TiN
61646	●	-	-	-	14.600	0.57480	56.00	116.00	16.00	120	TiN
61647	●	-	-	-	14.700	0.57874	56.00	116.00	16.00	120	TiN
61648	●	-	-	-	14.800	0.58268	56.00	116.00	16.00	120	TiN
61649	●	-	-	-	14.900	0.58661	56.00	116.00	16.00	120	TiN
6165011	●	-	-	-	15.000	0.59055	56.00	116.00	16.00	120	TiAlN
61650	●	-	-	-	15.000	0.59055	56.00	116.00	16.00	120	TiN
61651	●	-	-	-	15.100	0.59449	58.00	118.00	16.00	120	TiN
61652	●	-	-	-	15.200	0.59843	58.00	118.00	16.00	120	TiN
6165311	●	-	-	-	15.300	0.60236	58.00	118.00	16.00	120	TiAlN
61653	●	-	-	-	15.300	0.60236	58.00	118.00	16.00	120	TiN
61654	●	-	-	-	15.400	0.60630	58.00	118.00	16.00	120	TiN
61655	●	-	-	-	15.500	0.61024	58.00	118.00	16.00	120	TiN
61656	●	-	-	-	15.600	0.61417	58.00	118.00	16.00	120	TiN
61657	●	-	-	-	15.700	0.61811	58.00	118.00	16.00	120	TiN
61658	●	-	-	-	15.800	0.62205	58.00	118.00	16.00	120	TiN
6165911	●	-	-	-	15.900	0.62598	58.00	118.00	16.00	120	TiAlN
61659	●	-	-	-	15.900	0.62598	58.00	118.00	16.00	120	TiN
6166011	●	-	-	-	16.000	0.62992	58.00	118.00	16.00	120	TiAlN
61660	●	-	-	-	16.000	0.62992	58.00	118.00	16.00	120	TiN
6166111	●	-	-	-	16.100	0.63386	60.00	126.00	20.00	120	TiAlN
61661	●	-	-	-	16.100	0.63386	60.00	126.00	20.00	120	TiN
61662	●	-	-	-	16.200	0.63780	60.00	126.00	20.00	120	TiN
61663	●	-	-	-	16.300	0.64173	60.00	126.00	20.00	120	TiN
61664	●	-	-	-	16.400	0.64567	60.00	126.00	20.00	120	TiN
6166511	●	-	-	-	16.500	0.64961	60.00	126.00	20.00	120	TiAlN
61665	●	-	-	-	16.500	0.64961	60.00	126.00	20.00	120	TiN
61666	●	-	-	-	16.600	0.65354	60.00	126.00	20.00	120	TiN
6166711	●	-	-	-	16.700	0.65748	60.00	126.00	20.00	120	TiAlN
61667	●	-	-	-	16.700	0.65748	60.00	126.00	20.00	120	TiN
61668	●	-	-	-	16.800	0.66142	60.00	126.00	20.00	120	TiN
61669	●	-	-	-	16.900	0.66535	60.00	126.00	20.00	120	TiN

● Stocked ○ Available Upon Request; MOQ May Apply ▲ Globally Stocked
 Note: Other coatings are available upon request.





List 1100 (Continued)

EX-SUS-GOLD EX-SUS-GDS

SPEED FEED 353	HSSE	TiN	TiAlN	2 FLUTE	STUB	40°	PACKED 1 PIECE
--------------------------	-------------	------------	--------------	----------------	-------------	------------	--------------------------

EDP Number		Diameter (D)					Flute Length	Overall Length	Shank Diameter	Point Angle	Surface Treatment
		Fractional Size	Wire Gage	Letter Size	mm	Inch					
61670	●	-	-	-	17.000	0.66929	60.00	126.00	20.00	120	TiN
6167111	●	-	-	-	17.100	0.67323	62.00	128.00	20.00	120	TiAlN
61671	●	-	-	-	17.100	0.67323	62.00	128.00	20.00	120	TiN
6167211	●	-	-	-	17.200	0.67717	60.00	128.00	20.00	120	TiAlN
61672	●	-	-	-	17.200	0.67717	60.00	128.00	20.00	120	TiN
61673	●	-	-	-	17.300	0.68110	60.00	128.00	20.00	120	TiN
61674	●	-	-	-	17.400	0.68504	60.00	128.00	20.00	120	TiN
61675	●	-	-	-	17.500	0.68898	60.00	128.00	20.00	120	TiN
61676	●	-	-	-	17.600	0.69291	60.00	128.00	20.00	120	TiN
6167711	●	-	-	-	17.700	0.69685	60.00	128.00	20.00	120	TiAlN
61677	●	-	-	-	17.700	0.69685	60.00	128.00	20.00	120	TiN
61678	●	-	-	-	17.800	0.70079	60.00	128.00	20.00	120	TiN
61679	●	-	-	-	17.900	0.70472	60.00	128.00	20.00	120	TiN
6168011	●	-	-	-	18.000	0.70866	60.00	128.00	20.00	120	TiAlN
61680	●	-	-	-	18.000	0.70866	60.00	128.00	20.00	120	TiN
61681	●	-	-	-	18.100	0.71260	64.00	130.00	20.00	120	TiN
61682	●	-	-	-	18.200	0.71654	64.00	130.00	20.00	120	TiN
61683	●	-	-	-	18.300	0.72047	64.00	130.00	20.00	120	TiN
61684	●	-	-	-	18.400	0.72441	64.00	130.00	20.00	120	TiN
61685	●	-	-	-	18.500	0.72835	64.00	130.00	20.00	120	TiN
61686	●	-	-	-	18.600	0.73228	64.00	130.00	20.00	120	TiN
61687	●	-	-	-	18.700	0.73622	64.00	130.00	20.00	120	TiN
61688	●	-	-	-	18.800	0.74016	64.00	130.00	20.00	120	TiN
61689	●	-	-	-	18.900	0.74409	64.00	130.00	20.00	120	TiN
61690	●	-	-	-	19.000	0.74803	64.00	130.00	20.00	120	TiN
6169111	●	-	-	-	19.100	0.75197	66.00	132.00	20.00	120	TiAlN
61691	●	-	-	-	19.100	0.75197	66.00	132.00	20.00	120	TiN
61692	●	-	-	-	19.200	0.75591	66.00	132.00	20.00	120	TiN
61693	●	-	-	-	19.300	0.75984	66.00	132.00	20.00	120	TiN
61694	●	-	-	-	19.400	0.76378	66.00	132.00	20.00	120	TiN
61695	●	-	-	-	19.500	0.76772	66.00	132.00	20.00	120	TiN
61696	●	-	-	-	19.600	0.77165	66.00	132.00	20.00	120	TiN
61697	●	-	-	-	19.700	0.77559	66.00	132.00	20.00	120	TiN
61698	●	-	-	-	19.800	0.77953	66.00	132.00	20.00	120	TiN
61699	●	-	-	-	19.900	0.78346	66.00	132.00	20.00	120	TiN
61700	●	-	-	-	20.000	0.78740	66.00	132.00	20.00	120	TiN
61705	●	-	-	-	20.500	0.80709	68.00	144.00	25.00	120	TiN
6171011	●	-	-	-	21.000	0.82677	68.00	144.00	25.00	120	TiAlN
61710	●	-	-	-	21.000	0.82677	68.00	144.00	25.00	120	TiN
6171511	●	-	-	-	21.500	0.84646	70.00	146.00	25.00	120	TiAlN
61715	●	-	-	-	21.500	0.84646	70.00	146.00	25.00	120	TiN
61720	●	-	-	-	22.000	0.86614	70.00	146.00	25.00	120	TiN
61725	●	-	-	-	22.500	0.88583	72.00	148.00	25.00	120	TiN
6173011	●	-	-	-	23.000	0.90551	72.00	148.00	25.00	120	TiAlN
61730	●	-	-	-	23.000	0.90551	72.00	148.00	25.00	120	TiN
61735	●	-	-	-	23.500	0.92520	72.00	148.00	25.00	120	TiN
61740	●	-	-	-	24.000	0.94488	75.00	151.00	25.00	120	TiN
61745	●	-	-	-	24.500	0.96457	75.00	151.00	25.00	120	TiN
61750	●	-	-	-	25.000	0.98425	75.00	151.00	25.00	120	TiN

● Stocked ○ Available Upon Request; MOQ May Apply ▲ Globally Stocked
Note: Other coatings are available upon request.



CONTINUED ➔

P					M			K	N		S		H				
Steel					Stainless Steel			Cast Iron	Non-Ferrous		HRSA		Hardened Steel				
Carbon Steel			Alloy Steel	Die Steel					Aluminum		Nickel Alloy	Titanium					
Low	Medium	High							6061	Casting			Inconel	6Al4V (30 HRC)	~35 HRC	35-45 HRC	45-50 HRC
1010	1035	1045	1065	4140	4340	300	400	17-4 PH	6061	7075	Casting	Inconel	6Al4V (30 HRC)	~35 HRC	35-45 HRC	45-50 HRC	50-70 HRC
○	○					○	○	○	○	○							

○ Good ○ Best

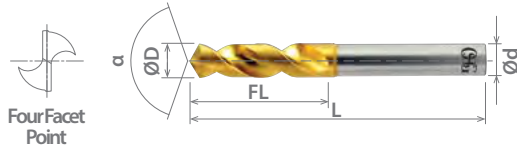




List 1100 (Continued)

EX-SUS-GOLD EX-SUS-GDS

SPEED FEED 353	HSSE	TiN	TiAlN	2 FLUTE	STUB	40°	PACKED 1 PIECE
--------------------------	-------------	------------	--------------	----------------	-------------	------------	--------------------------



Cutting Diameter Tolerance (h8)		
Size (mm)	mm	inch
0.5 ≤ D ≤ 3	+0 / -0.014	+0 / -0.0006
3 < D ≤ 6	+0 / -0.018	+0 / -0.0007
6 < D ≤ 10	+0 / -0.022	+0 / -0.0009
10 < D ≤ 18	+0 / -0.027	+0 / -0.0011
18 < D ≤ 30	+0 / -0.033	+0 / -0.0013
30 < D ≤ 32	+0 / -0.039	+0 / -0.0015

EDP Number		Diameter (D)					Flute Length	Overall Length	Shank Diameter	Point Angle	Surface Treatment
		Fractional Size	Wire Gage	Letter Size	mm	Inch	FL (mm)	L (mm)	d (mm)	α	
61755	●	-	-	-	25.500	1.00394	78.00	158.00	32.00	120	TiN
61760	●	-	-	-	26.000	1.02362	78.00	158.00	32.00	120	TiN
61765	●	-	-	-	26.500	1.04331	78.00	158.00	32.00	120	TiN
61770	●	-	-	-	27.000	1.06299	81.00	161.00	32.00	120	TiN
61775	●	-	-	-	27.500	1.08268	81.00	161.00	32.00	120	TiN
61780	●	-	-	-	28.000	1.10236	81.00	161.00	32.00	120	TiN
61785	●	-	-	-	28.500	1.12205	84.00	164.00	32.00	120	TiN
61790	●	-	-	-	29.000	1.14173	84.00	164.00	32.00	120	TiN
61795	●	-	-	-	29.500	1.16142	84.00	164.00	32.00	120	TiN
61800	●	-	-	-	30.000	1.18110	84.00	164.00	32.00	120	TiN
61805	●	-	-	-	30.500	1.20079	87.00	167.00	32.00	120	TiN
61810	●	-	-	-	31.000	1.22047	87.00	167.00	32.00	120	TiN
61815	●	-	-	-	31.500	1.24016	87.00	167.00	32.00	120	TiN
61820	●	-	-	-	32.000	1.25984	90.00	170.00	32.00	120	TiN

● Stocked ○ Available Upon Request; MOQ May Apply ▲ Globally Stocked
 Note: Other coatings are available upon request.



P					M			K	N		S		H						
Steel					Stainless Steel			Cast Iron	Non-Ferrous		HRSA		Hardened Steel						
Carbon Steel			Alloy Steel	Die Steel					Aluminum		Nickel Alloy	Titanium							
Low	Medium	High			300	400	17-4 PH		6061	7075			Casting	Inconel	6Al4V (30 HRC)	~35 HRC	35-45 HRC	45-50 HRC	50-70 HRC
1010	1035	1045	1065	4140	4340														
○	○						○	○	○										

○ Good ○ Best

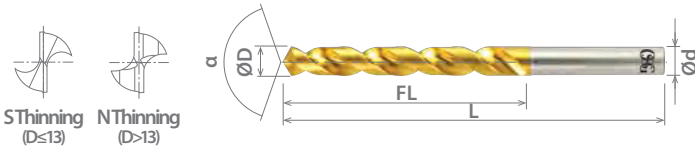




List 1600

EX-SUS-GOLD EX-SUS-GDR

SPEED FEED 353	HSSE	TiN	TiAlN	2 FLUTE	JOBBER	40°	PACKED 1 PIECE
--------------------------	-------------	------------	--------------	----------------	---------------	------------	--------------------------



Cutting Diameter Tolerance (h8)		
Size (mm)	mm	inch
2 ≤ D ≤ 3	+0 / -0.014	+0 / -0.0006
3 < D ≤ 6	+0 / -0.018	+0 / -0.0007
6 < D ≤ 10	+0 / -0.022	+0 / -0.0009
10 < D ≤ 18	+0 / -0.027	+0 / -0.0011
18 < D ≤ 30	+0 / -0.033	+0 / -0.0013
30 < D ≤ 32	+0 / -0.039	+0 / -0.0015

EDP Number		Diameter (D)					Flute Length FL (mm)	Overall Length L (mm)	Shank Diameter d (mm)	Point Angle α	Surface Treatment
		Fractional Size	Wire Gage	Letter Size	mm	Inch					
6252011	●	-	-	-	2.000	0.07874	24.00	56.00	3.00	130	TiAlN
62520	●	-	-	-	2.000	0.07874	24.00	56.00	3.00	130	TiN
8597201	●	-	-	-	2.010	0.07913	24.00	56.00	3.00	130	TiN
8597202	●	-	-	-	2.020	0.07953	24.00	56.00	3.00	130	TiN
8597203	●	-	-	-	2.030	0.07992	24.00	56.00	3.00	130	TiN
859720411	●	-	-	-	2.040	0.08031	24.00	56.00	3.00	130	TiAlN
8597204	●	-	-	-	2.040	0.08031	24.00	56.00	3.00	130	TiN
8597205	●	-	-	-	2.050	0.08071	24.00	56.00	3.00	130	TiN
8597206	●	-	-	-	2.060	0.08110	24.00	56.00	3.00	130	TiN
8597207	●	-	-	-	2.070	0.08150	24.00	56.00	3.00	130	TiN
859720811	●	-	-	-	2.080	0.08189	24.00	56.00	3.00	130	TiAlN
8597208	●	-	-	-	2.080	0.08189	24.00	56.00	3.00	130	TiN
8597209	●	-	-	-	2.090	0.08228	24.00	56.00	3.00	130	TiN
62521	●	-	-	-	2.100	0.08268	24.00	56.00	3.00	130	TiN
8597211	●	-	-	-	2.110	0.08307	24.00	56.00	3.00	130	TiN
8597212	●	-	-	-	2.120	0.08346	24.00	56.00	3.00	130	TiN
8597213	●	-	-	-	2.130	0.08386	27.00	59.00	3.00	130	TiN
8597214	●	-	-	-	2.140	0.08425	27.00	59.00	3.00	130	TiN
8597215	●	-	-	-	2.150	0.08465	27.00	59.00	3.00	130	TiN
8597216	●	-	-	-	2.160	0.08504	27.00	59.00	3.00	130	TiN
8597217	●	-	-	-	2.170	0.08543	27.00	59.00	3.00	130	TiN
859721811	●	-	-	-	2.180	0.08583	27.00	59.00	3.00	130	TiAlN
8597218	●	-	-	-	2.180	0.08583	27.00	59.00	3.00	130	TiN
8597219	●	-	-	-	2.190	0.08622	27.00	59.00	3.00	130	TiN
6252211	●	-	-	-	2.200	0.08661	27.00	59.00	3.00	130	TiAlN
62522	●	-	-	-	2.200	0.08661	27.00	59.00	3.00	130	TiN
8597221	●	-	-	-	2.210	0.08701	27.00	59.00	3.00	130	TiN
8597222	●	-	-	-	2.220	0.08740	27.00	59.00	3.00	130	TiN
8597223	●	-	-	-	2.230	0.08780	27.00	59.00	3.00	130	TiN
8597224	●	-	-	-	2.240	0.08819	27.00	59.00	3.00	130	TiN
8597225	●	-	-	-	2.250	0.08858	27.00	59.00	3.00	130	TiN
859722611	●	-	-	-	2.260	0.08898	27.00	59.00	3.00	130	TiAlN
8597226	●	-	-	-	2.260	0.08898	27.00	59.00	3.00	130	TiN
8597227	●	-	-	-	2.270	0.08937	27.00	59.00	3.00	130	TiN
859722811	●	-	-	-	2.280	0.08976	27.00	59.00	3.00	130	TiAlN
8597228	●	-	-	-	2.280	0.08976	27.00	59.00	3.00	130	TiN
8597229	●	-	-	-	2.290	0.09016	27.00	59.00	3.00	130	TiN
62523	●	-	-	-	2.300	0.09055	27.00	59.00	3.00	130	TiN
8597231	●	-	-	-	2.310	0.09094	27.00	59.00	3.00	130	TiN
8597232	●	-	-	-	2.320	0.09134	27.00	59.00	3.00	130	TiN
8597233	●	-	-	-	2.330	0.09173	27.00	59.00	3.00	130	TiN
8597234	●	-	-	-	2.340	0.09213	27.00	59.00	3.00	130	TiN
8597235	●	-	-	-	2.350	0.09252	27.00	59.00	3.00	130	TiN
8597236	●	-	-	-	2.360	0.09291	27.00	59.00	3.00	130	TiN

● Stocked ○ Available Upon Request; MOQ May Apply ▲ Globally Stocked
Note: Other coatings are available upon request.



CONTINUED ➔

P					M			K	N		S		H				
Steel					Stainless Steel			Cast Iron	Non-Ferrous		HRSA		Hardened Steel				
Carbon Steel			Alloy Steel	Die Steel					Aluminum	Nickel Alloy	Titanium						
Low	Medium	High			300	400	17-4 PH					6061	7075	Casting	Inconel	6Al4V (30 HRC)	~35 HRC
1010	1035	1045	1065	4140	4340												
1018	1045	1065															

○ Good ● Best

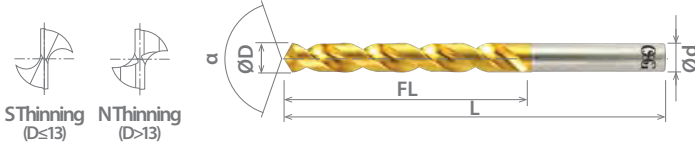




List 1600 (Continued)

EX-SUS-GOLD EX-SUS-GDR

SPEED FEED 353	HSSE	TIN	TiAIN	2 FLUTE	JOBBER	40°	PACKED 1 PIECE
--------------------------	-------------	------------	--------------	----------------	---------------	------------	--------------------------



Cutting Diameter Tolerance (h8)		
Size (mm)	mm	inch
2 ≤ D ≤ 3	+0 / -0.014	+0 / -0.0006
3 < D ≤ 6	+0 / -0.018	+0 / -0.0007
6 < D ≤ 10	+0 / -0.022	+0 / -0.0009
10 < D ≤ 18	+0 / -0.027	+0 / -0.0011
18 < D ≤ 30	+0 / -0.033	+0 / -0.0013
30 < D ≤ 32	+0 / -0.039	+0 / -0.0015

EDP Number		Diameter (D)					Flute Length FL (mm)	Overall Length L (mm)	Shank Diameter d (mm)	Point Angle α	Surface Treatment
		Fractional Size	Wire Gage	Letter Size	mm	Inch					
8597237	●	-	-	-	2.370	0.09331	30.00	62.00	3.00	130	TiN
859723811	●	-	-	-	2.380	0.09370	30.00	62.00	3.00	130	TiAIN
8597238	●	-	-	-	2.380	0.09370	30.00	62.00	3.00	130	TiN
8597239	●	-	-	-	2.390	0.09409	30.00	62.00	3.00	130	TiN
6252411	●	-	-	-	2.400	0.09449	30.00	62.00	3.00	130	TiAIN
62524	●	-	-	-	2.400	0.09449	30.00	62.00	3.00	130	TiN
8597241	●	-	-	-	2.410	0.09488	30.00	62.00	3.00	130	TiN
8597242	●	-	-	-	2.420	0.09528	30.00	62.00	3.00	130	TiN
8597243	●	-	-	-	2.430	0.09567	30.00	62.00	3.00	130	TiN
8597244	●	-	-	-	2.440	0.09606	30.00	62.00	3.00	130	TiN
8597245	●	-	-	-	2.450	0.09646	30.00	62.00	3.00	130	TiN
8597246	●	-	-	-	2.460	0.09685	30.00	62.00	3.00	130	TiN
8597247	●	-	-	-	2.470	0.09724	30.00	62.00	3.00	130	TiN
8597248	●	-	-	-	2.480	0.09764	30.00	62.00	3.00	130	TiN
8597249	●	-	-	-	2.490	0.09803	30.00	62.00	3.00	130	TiN
6252511	●	-	-	-	2.500	0.09843	30.00	62.00	3.00	130	TiAIN
62525	●	-	-	-	2.500	0.09843	30.00	62.00	3.00	130	TiN
8597251	●	-	-	-	2.510	0.09882	30.00	62.00	3.00	130	TiN
8597252	●	-	-	-	2.520	0.09921	30.00	62.00	3.00	130	TiN
8597253	●	-	-	-	2.530	0.09961	30.00	62.00	3.00	130	TiN
8597254	●	-	-	-	2.540	0.10000	30.00	62.00	3.00	130	TiN
859725511	●	-	-	-	2.550	0.10039	30.00	62.00	3.00	130	TiAIN
8597255	●	-	-	-	2.550	0.10039	30.00	62.00	3.00	130	TiN
8597256	●	-	-	-	2.560	0.10079	30.00	62.00	3.00	130	TiN
8597257	●	-	-	-	2.570	0.10118	30.00	62.00	3.00	130	TiN
859725811	●	-	-	-	2.580	0.10157	30.00	62.00	3.00	130	TiAIN
8597258	●	-	-	-	2.580	0.10157	30.00	62.00	3.00	130	TiN
8597259	●	-	-	-	2.590	0.10197	30.00	62.00	3.00	130	TiN
62526	●	-	-	-	2.600	0.10236	30.00	62.00	3.00	130	TiN
8597261	●	-	-	-	2.610	0.10276	30.00	62.00	3.00	130	TiN
8597262	●	-	-	-	2.620	0.10315	30.00	62.00	3.00	130	TiN
8597263	●	-	-	-	2.630	0.10354	30.00	62.00	3.00	130	TiN
8597264	●	-	-	-	2.640	0.10394	30.00	62.00	3.00	130	TiN
8597265	●	-	-	-	2.650	0.10433	30.00	62.00	3.00	130	TiN
8597266	●	-	-	-	2.660	0.10472	33.00	65.00	3.00	130	TiN
8597267	●	-	-	-	2.670	0.10512	33.00	65.00	3.00	130	TiN
8597268	●	-	-	-	2.680	0.10551	33.00	65.00	3.00	130	TiN
8597269	●	-	-	-	2.690	0.10591	33.00	65.00	3.00	130	TiN
62527	●	-	-	-	2.700	0.10630	33.00	65.00	3.00	130	TiN
8597271	●	-	-	-	2.710	0.10669	33.00	65.00	3.00	130	TiN
8597272	●	-	-	-	2.720	0.10709	33.00	65.00	3.00	130	TiN
8597273	●	-	-	-	2.730	0.10748	33.00	65.00	3.00	130	TiN
8597274	●	-	-	-	2.740	0.10787	33.00	65.00	3.00	130	TiN
8597275	●	-	-	-	2.750	0.10827	33.00	65.00	3.00	130	TiN
8597276	●	-	-	-	2.760	0.10866	33.00	65.00	3.00	130	TiN
8597277	●	-	-	-	2.770	0.10906	33.00	65.00	3.00	130	TiN
859727811	●	-	-	-	2.780	0.10945	33.00	65.00	3.00	130	TiAIN
8597278	●	-	-	-	2.780	0.10945	33.00	65.00	3.00	130	TiN
859727911	●	-	-	-	2.790	0.10984	33.00	65.00	3.00	130	TiAIN
8597279	●	-	-	-	2.790	0.10984	33.00	65.00	3.00	130	TiN
62528	●	-	-	-	2.800	0.11024	33.00	65.00	3.00	130	TiN
859728111	●	-	-	-	2.810	0.11063	33.00	65.00	3.00	130	TiAIN
8597281	●	-	-	-	2.810	0.11063	33.00	65.00	3.00	130	TiN

● Stocked ○ Available Upon Request; MOQ May Apply ▲ Globally Stocked
 Note: Other coatings are available upon request.





List 1600 (Continued)

EX-SUS-GOLD EX-SUS-GDR

SPEED FEED 353	HSSE	TiN	TiAlN	2 FLUTE	JOBBER	40°	PACKED 1 PIECE
--------------------------	-------------	------------	--------------	----------------	---------------	------------	--------------------------

EDP Number		Diameter (D)					Flute Length	Overall Length	Shank Diameter	Point Angle	Surface Treatment
		Fractional Size	Wire Gage	Letter Size	mm	Inch	FL (mm)	L (mm)	d (mm)	α	
8597282	●	-	-	-	2.820	0.11102	33.00	65.00	3.00	130	TiN
8597283	●	-	-	-	2.830	0.11142	33.00	65.00	3.00	130	TiN
8597284	●	-	-	-	2.840	0.11181	33.00	65.00	3.00	130	TiN
8597285	●	-	-	-	2.850	0.11220	33.00	65.00	3.00	130	TiN
859728611	●	-	-	-	2.860	0.11260	33.00	65.00	3.00	130	TiAlN
8597286	●	-	-	-	2.860	0.11260	33.00	65.00	3.00	130	TiN
8597287	●	-	-	-	2.870	0.11299	33.00	65.00	3.00	130	TiN
8597288	●	-	-	-	2.880	0.11339	33.00	65.00	3.00	130	TiN
8597289	●	-	-	-	2.890	0.11378	33.00	65.00	3.00	130	TiN
6252911	●	-	-	-	2.900	0.11417	33.00	65.00	3.00	130	TiAlN
62529	●	-	-	-	2.900	0.11417	33.00	65.00	3.00	130	TiN
8597291	●	-	-	-	2.910	0.11457	33.00	65.00	3.00	130	TiN
8597292	●	-	-	-	2.920	0.11496	33.00	65.00	3.00	130	TiN
8597293	●	-	-	-	2.930	0.11535	33.00	65.00	3.00	130	TiN
859729411	●	-	-	-	2.940	0.11575	33.00	65.00	3.00	130	TiAlN
8597294	●	-	-	-	2.940	0.11575	33.00	65.00	3.00	130	TiN
8597295	●	-	-	-	2.950	0.11614	33.00	65.00	3.00	130	TiN
8597296	●	-	-	-	2.960	0.11654	33.00	65.00	3.00	130	TiN
8597297	●	-	-	-	2.970	0.11693	33.00	65.00	3.00	130	TiN
8597298	●	-	-	-	2.980	0.11732	33.00	65.00	3.00	130	TiN
8597299	●	-	-	-	2.990	0.11772	33.00	65.00	3.00	130	TiN
6253011	●	-	-	-	3.000	0.11811	33.00	65.00	3.00	130	TiAlN
62530	●	-	-	-	3.000	0.11811	33.00	65.00	3.00	130	TiN
8597301	●	-	-	-	3.010	0.11850	36.00	68.00	4.00	130	TiN
8597302	●	-	-	-	3.020	0.11890	36.00	68.00	4.00	130	TiN
8597303	●	-	-	-	3.030	0.11929	36.00	68.00	4.00	130	TiN
859730411	●	-	-	-	3.040	0.11969	36.00	68.00	4.00	130	TiAlN
8597304	●	-	-	-	3.040	0.11969	36.00	68.00	4.00	130	TiN
859730511	●	-	-	-	3.050	0.12008	36.00	68.00	4.00	130	TiAlN
8597305	●	-	-	-	3.050	0.12008	36.00	68.00	4.00	130	TiN
8597306	●	-	-	-	3.060	0.12047	36.00	68.00	4.00	130	TiN
8597307	●	-	-	-	3.070	0.12087	36.00	68.00	4.00	130	TiN
8597308	●	-	-	-	3.080	0.12126	36.00	68.00	4.00	130	TiN
8597309	●	-	-	-	3.090	0.12165	36.00	68.00	4.00	130	TiN
6253111	●	-	-	-	3.100	0.12205	36.00	68.00	4.00	130	TiAlN
62531	●	-	-	-	3.100	0.12205	36.00	68.00	4.00	130	TiN
8597311	●	-	-	-	3.110	0.12244	36.00	68.00	4.00	130	TiN
8597312	●	-	-	-	3.120	0.12283	36.00	68.00	4.00	130	TiN
8597313	●	-	-	-	3.130	0.12323	36.00	68.00	4.00	130	TiN
8597314	●	-	-	-	3.140	0.12362	36.00	68.00	4.00	130	TiN
8597315	●	-	-	-	3.150	0.12402	36.00	68.00	4.00	130	TiN
8597316	●	-	-	-	3.160	0.12441	36.00	68.00	4.00	130	TiN
8597317	●	-	-	-	3.170	0.12480	36.00	68.00	4.00	130	TiN
859731811	●	-	-	-	3.180	0.12520	36.00	68.00	4.00	130	TiAlN
8597318	●	-	-	-	3.180	0.12520	36.00	68.00	4.00	130	TiN
8597319	●	-	-	-	3.190	0.12559	36.00	68.00	4.00	130	TiN
6253211	●	-	-	-	3.200	0.12598	36.00	68.00	4.00	130	TiAlN
62532	●	-	-	-	3.200	0.12598	36.00	68.00	4.00	130	TiN
8597321	●	-	-	-	3.210	0.12638	36.00	68.00	4.00	130	TiN

● Stocked ○ Available Upon Request; MOQ May Apply ▲ Globally Stocked
 Note: Other coatings are available upon request.



CONTINUED

P					M			K	N		S		H			
Steel					Stainless Steel			Cast Iron	Non-Ferrous		HRSA		Hardened Steel			
Carbon Steel			Alloy Steel	Die Steel	300	400	17-4 PH		Aluminum		Nickel Alloy	Titanium	~35 HRC	35-45 HRC	45-50 HRC	50-70 HRC
Low	Medium	High							6061	Casting						
1010	1035	1065	4140	4340				○	○	○	○	○				
1018	1045				○	○	○	○	○							

○ Good ○ Best

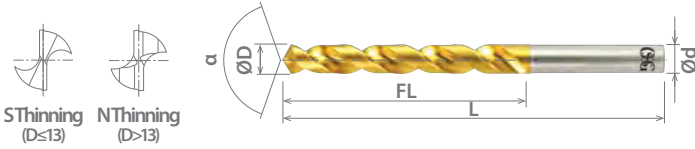




List 1600 (Continued)

EX-SUS-GOLD EX-SUS-GDR

SPEED FEED 353	HSSE	TiN	TiAlN	2 FLUTE	JOBBER	40°	PACKED 1 PIECE
--------------------------	-------------	------------	--------------	----------------	---------------	------------	--------------------------



Size (mm)	mm	inch
2 ≤ D ≤ 3	+0 / -0.014	+0 / -0.0006
3 < D ≤ 6	+0 / -0.018	+0 / -0.0007
6 < D ≤ 10	+0 / -0.022	+0 / -0.0009
10 < D ≤ 18	+0 / -0.027	+0 / -0.0011
18 < D ≤ 30	+0 / -0.033	+0 / -0.0013
30 < D ≤ 32	+0 / -0.039	+0 / -0.0015

EDP Number		Diameter (D)					Flute Length FL (mm)	Overall Length L (mm)	Shank Diameter d (mm)	Point Angle α	Surface Treatment
		Fractional Size	Wire Gage	Letter Size	mm	Inch					
8597322	●	-	-	-	3.220	0.12677	36.00	68.00	4.00	130	TiN
8597323	●	-	-	-	3.230	0.12717	36.00	68.00	4.00	130	TiN
8597324	●	-	-	-	3.240	0.12756	36.00	68.00	4.00	130	TiN
8597325	●	-	-	-	3.250	0.12795	36.00	68.00	4.00	130	TiN
8597326	●	-	-	-	3.260	0.12835	36.00	68.00	4.00	130	TiN
8597327	●	-	-	-	3.270	0.12874	36.00	68.00	4.00	130	TiN
8597328	●	-	-	-	3.280	0.12913	36.00	68.00	4.00	130	TiN
8597329	●	-	-	-	3.290	0.12953	36.00	68.00	4.00	130	TiN
6253311	●	-	-	-	3.300	0.12992	36.00	68.00	4.00	130	TiAlN
62533	●	-	-	-	3.300	0.12992	36.00	68.00	4.00	130	TiN
8597331	●	-	-	-	3.310	0.13031	36.00	68.00	4.00	130	TiN
8597332	●	-	-	-	3.320	0.13071	36.00	68.00	4.00	130	TiN
8597333	●	-	-	-	3.330	0.13110	36.00	68.00	4.00	130	TiN
8597334	●	-	-	-	3.340	0.13150	36.00	68.00	4.00	130	TiN
8597335	●	-	-	-	3.350	0.13189	36.00	68.00	4.00	130	TiN
8597336	●	-	-	-	3.360	0.13228	39.00	71.00	4.00	130	TiN
8597337	●	-	-	-	3.370	0.13268	39.00	71.00	4.00	130	TiN
8597338	●	-	-	-	3.380	0.13307	39.00	71.00	4.00	130	TiN
8597339	●	-	-	-	3.390	0.13346	39.00	71.00	4.00	130	TiN
62534	●	-	-	-	3.400	0.13386	39.00	71.00	4.00	130	TiN
8597341	●	-	-	-	3.410	0.13425	39.00	71.00	4.00	130	TiN
8597342	●	-	-	-	3.420	0.13465	39.00	71.00	4.00	130	TiN
8597343	●	-	-	-	3.430	0.13504	39.00	71.00	4.00	130	TiN
8597344	●	-	-	-	3.440	0.13543	39.00	71.00	4.00	130	TiN
859734511	●	-	-	-	3.450	0.13583	39.00	71.00	4.00	130	TiAlN
8597345	●	-	-	-	3.450	0.13583	39.00	71.00	4.00	130	TiN
8597346	●	-	-	-	3.460	0.13622	39.00	71.00	4.00	130	TiN
8597347	●	-	-	-	3.470	0.13661	39.00	71.00	4.00	130	TiN
8597348	●	-	-	-	3.480	0.13701	39.00	71.00	4.00	130	TiN
8597349	●	-	-	-	3.490	0.13740	39.00	71.00	4.00	130	TiN
6253511	●	-	-	-	3.500	0.13780	39.00	71.00	4.00	130	TiAlN
62535	●	-	-	-	3.500	0.13780	39.00	71.00	4.00	130	TiN
8597351	●	-	-	-	3.510	0.13819	39.00	71.00	4.00	130	TiN
8597352	●	-	-	-	3.520	0.13858	39.00	71.00	4.00	130	TiN
8597353	●	-	-	-	3.530	0.13898	39.00	71.00	4.00	130	TiN
8597354	●	-	-	-	3.540	0.13937	39.00	71.00	4.00	130	TiN
8597355	●	-	-	-	3.550	0.13976	39.00	71.00	4.00	130	TiN
8597356	●	-	-	-	3.560	0.14016	39.00	71.00	4.00	130	TiN
859735711	●	-	-	-	3.570	0.14055	39.00	71.00	4.00	130	TiAlN
8597357	●	-	-	-	3.570	0.14055	39.00	71.00	4.00	130	TiN
859735811	●	-	-	-	3.580	0.14094	39.00	71.00	4.00	130	TiAlN
8597358	●	-	-	-	3.580	0.14094	39.00	71.00	4.00	130	TiN
8597359	●	-	-	-	3.590	0.14134	39.00	71.00	4.00	130	TiN
62536	●	-	-	-	3.600	0.14173	39.00	71.00	4.00	130	TiN
8597361	●	-	-	-	3.610	0.14213	39.00	71.00	4.00	130	TiN
8597362	●	-	-	-	3.620	0.14252	39.00	71.00	4.00	130	TiN
8597363	●	-	-	-	3.630	0.14291	39.00	71.00	4.00	130	TiN
8597364	●	-	-	-	3.640	0.14331	39.00	71.00	4.00	130	TiN
8597365	●	-	-	-	3.650	0.14370	39.00	71.00	4.00	130	TiN
8597366	●	-	-	-	3.660	0.14409	39.00	71.00	4.00	130	TiN
8597367	●	-	-	-	3.670	0.14449	39.00	71.00	4.00	130	TiN
8597368	●	-	-	-	3.680	0.14488	39.00	71.00	4.00	130	TiN
8597369	●	-	-	-	3.690	0.14528	39.00	71.00	4.00	130	TiN

● Stocked ○ Available Upon Request; MOQ May Apply ▲ Globally Stocked
 Note: Other coatings are available upon request.





List 1600 (Continued)

EX-SUS-GOLD EX-SUS-GDR

SPEED FEED 353	HSSE	TiN	TiAlN	2 FLUTE	JOBBER	40°	PACKED 1 PIECE
--------------------------	-------------	------------	--------------	----------------	---------------	------------	--------------------------

EDP Number		Diameter (D)					Flute Length	Overall Length	Shank Diameter	Point Angle	Surface Treatment
		Fractional Size	Wire Gage	Letter Size	mm	Inch	FL (mm)	L (mm)	d (mm)	α	
6253711	●	-	-	-	3.700	0.14567	39.00	71.00	4.00	130	TiAlN
62537	●	-	-	-	3.700	0.14567	39.00	71.00	4.00	130	TiN
8597371	●	-	-	-	3.710	0.14606	39.00	71.00	4.00	130	TiN
8597372	●	-	-	-	3.720	0.14646	39.00	71.00	4.00	130	TiN
8597373	●	-	-	-	3.730	0.14685	39.00	71.00	4.00	130	TiN
8597374	●	-	-	-	3.740	0.14724	39.00	71.00	4.00	130	TiN
8597375	●	-	-	-	3.750	0.14764	39.00	71.00	4.00	130	TiN
8597376	●	-	-	-	3.760	0.14803	43.00	75.00	4.00	130	TiN
8597377	●	-	-	-	3.770	0.14843	43.00	75.00	4.00	130	TiN
8597378	●	-	-	-	3.780	0.14882	43.00	75.00	4.00	130	TiN
8597379	●	-	-	-	3.790	0.14921	43.00	75.00	4.00	130	TiN
6253811	●	-	-	-	3.800	0.14961	43.00	75.00	4.00	130	TiAlN
62538	●	-	-	-	3.800	0.14961	43.00	75.00	4.00	130	TiN
8597381	●	-	-	-	3.810	0.15000	43.00	75.00	4.00	130	TiN
859738211	●	-	-	-	3.820	0.15039	43.00	75.00	4.00	130	TiAlN
8597382	●	-	-	-	3.820	0.15039	43.00	75.00	4.00	130	TiN
859738311	●	-	-	-	3.830	0.15079	43.00	75.00	4.00	130	TiAlN
8597383	●	-	-	-	3.830	0.15079	43.00	75.00	4.00	130	TiN
859738411	●	-	-	-	3.840	0.15118	43.00	75.00	4.00	130	TiAlN
8597384	●	-	-	-	3.840	0.15118	43.00	75.00	4.00	130	TiN
8597385	●	-	-	-	3.850	0.15157	43.00	75.00	4.00	130	TiN
8597386	●	-	-	-	3.860	0.15197	43.00	75.00	4.00	130	TiN
8597387	●	-	-	-	3.870	0.15236	43.00	75.00	4.00	130	TiN
8597388	●	-	-	-	3.880	0.15276	43.00	75.00	4.00	130	TiN
8597389	●	-	-	-	3.890	0.15315	43.00	75.00	4.00	130	TiN
62539	●	-	-	-	3.900	0.15354	43.00	75.00	4.00	130	TiN
8597391	●	-	-	-	3.910	0.15394	43.00	75.00	4.00	130	TiN
8597392	●	-	-	-	3.920	0.15433	43.00	75.00	4.00	130	TiN
8597393	●	-	-	-	3.930	0.15472	43.00	75.00	4.00	130	TiN
8597394	●	-	-	-	3.940	0.15512	43.00	75.00	4.00	130	TiN
8597395	●	-	-	-	3.950	0.15551	43.00	75.00	4.00	130	TiN
8597396	●	-	-	-	3.960	0.15591	43.00	75.00	4.00	130	TiN
859739711	●	-	-	-	3.970	0.15630	43.00	75.00	4.00	130	TiAlN
8597397	●	-	-	-	3.970	0.15630	43.00	75.00	4.00	130	TiN
8597398	●	-	-	-	3.980	0.15669	43.00	75.00	4.00	130	TiN
859739911	●	-	-	-	3.990	0.15709	43.00	75.00	4.00	130	TiAlN
8597399	●	-	-	-	3.990	0.15709	43.00	75.00	4.00	130	TiN
6254011	●	-	-	-	4.000	0.15748	43.00	75.00	4.00	130	TiAlN
62540	●	-	-	-	4.000	0.15748	43.00	75.00	4.00	130	TiN
8597401	●	-	-	-	4.010	0.15787	43.00	87.00	6.00	120	TiN
8597402	●	-	-	-	4.020	0.15827	43.00	87.00	6.00	120	TiN
8597403	●	-	-	-	4.030	0.15866	43.00	87.00	6.00	120	TiN
859740411	●	-	-	-	4.040	0.15906	43.00	87.00	6.00	120	TiAlN
8597404	●	-	-	-	4.040	0.15906	43.00	87.00	6.00	120	TiN
8597405	●	-	-	-	4.050	0.15945	43.00	87.00	6.00	120	TiN
8597406	●	-	-	-	4.060	0.15984	43.00	87.00	6.00	120	TiN
8597407	●	-	-	-	4.070	0.16024	43.00	87.00	6.00	120	TiN
8597408	●	-	-	-	4.080	0.16063	43.00	87.00	6.00	120	TiN
859740911	●	-	-	-	4.090	0.16102	43.00	87.00	6.00	120	TiAlN

● Stocked ○ Available Upon Request; MOQ May Apply ▲ Globally Stocked
 Note: Other coatings are available upon request.



CONTINUED ➔

P					M			K	N		S		H			
Steel					Stainless Steel			Cast Iron	Non-Ferrous		HRSA		Hardened Steel			
Carbon Steel			Alloy Steel	Die Steel	300	400	17-4 PH		Aluminum		Nickel Alloy	Titanium				
Low	Medium	High							6061	Casting			Inconel	6Al4V (30 HRC)	~35 HRC	35-45 HRC
1010	1035	1045	4140	4340				6061	7075	6061	7075	Casting	Inconel	6Al4V (30 HRC)	~35 HRC	35-45 HRC
○	○				○	○	○		○	○						

○ Good ○ Best



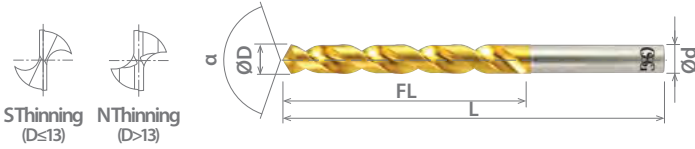


List 1600 (Continued)

EX-SUS-GOLD EX-SUS-GDR

SPEED FEED 353	HSSE	TiN	TiAlN	2 FLUTE	JOBBER	40°	PACKED 1 PIECE
--------------------------	-------------	------------	--------------	----------------	---------------	------------	--------------------------

Cutting Diameter Tolerance (h8)		
Size (mm)	mm	inch
2 ≤ D ≤ 3	+0 / -0.014	+0 / -0.0006
3 < D ≤ 6	+0 / -0.018	+0 / -0.0007
6 < D ≤ 10	+0 / -0.022	+0 / -0.0009
10 < D ≤ 18	+0 / -0.027	+0 / -0.0011
18 < D ≤ 30	+0 / -0.033	+0 / -0.0013
30 < D ≤ 32	+0 / -0.039	+0 / -0.0015



EDP Number		Diameter (D)					Flute Length FL (mm)	Overall Length L (mm)	Shank Diameter d (mm)	Point Angle α	Surface Treatment
		Fractional Size	Wire Gage	Letter Size	mm	Inch					
8597409	●	-	-	-	4.090	0.16102	43.00	87.00	6.00	120	TiN
62541	●	-	-	-	4.100	0.16142	43.00	87.00	6.00	120	TiN
8597411	●	-	-	-	4.110	0.16181	43.00	87.00	6.00	120	TiN
8597412	●	-	-	-	4.120	0.16220	43.00	87.00	6.00	120	TiN
8597413	●	-	-	-	4.130	0.16260	43.00	87.00	6.00	120	TiN
8597414	●	-	-	-	4.140	0.16299	43.00	87.00	6.00	120	TiN
8597415	●	-	-	-	4.150	0.16339	43.00	87.00	6.00	120	TiN
8597416	●	-	-	-	4.160	0.16378	43.00	87.00	6.00	120	TiN
8597417	●	-	-	-	4.170	0.16417	43.00	87.00	6.00	120	TiN
8597418	●	-	-	-	4.180	0.16457	43.00	87.00	6.00	120	TiN
8597419	●	-	-	-	4.190	0.16496	43.00	87.00	6.00	120	TiN
62542	●	-	-	-	4.200	0.16535	43.00	87.00	6.00	120	TiN
8597421	●	-	-	-	4.210	0.16575	43.00	87.00	6.00	120	TiN
859742211	●	-	-	-	4.220	0.16614	43.00	87.00	6.00	120	TiAlN
8597422	●	-	-	-	4.220	0.16614	43.00	87.00	6.00	120	TiN
8597423	●	-	-	-	4.230	0.16654	43.00	87.00	6.00	120	TiN
8597424	●	-	-	-	4.240	0.16693	43.00	87.00	6.00	120	TiN
8597425	●	-	-	-	4.250	0.16732	43.00	87.00	6.00	120	TiN
8597426	●	-	-	-	4.260	0.16772	47.00	91.00	6.00	120	TiN
8597427	●	-	-	-	4.270	0.16811	47.00	91.00	6.00	120	TiN
8597428	●	-	-	-	4.280	0.16850	47.00	91.00	6.00	120	TiN
8597429	●	-	-	-	4.290	0.16890	47.00	91.00	6.00	120	TiN
62543	●	-	-	-	4.300	0.16929	47.00	91.00	6.00	120	TiN
8597431	●	-	-	-	4.310	0.16969	47.00	91.00	6.00	120	TiN
8597432	●	-	-	-	4.320	0.17008	47.00	91.00	6.00	120	TiN
8597433	●	-	-	-	4.330	0.17047	47.00	91.00	6.00	120	TiN
8597434	●	-	-	-	4.340	0.17087	47.00	91.00	6.00	120	TiN
8597435	●	-	-	-	4.350	0.17126	47.00	91.00	6.00	120	TiN
8597436	●	-	-	-	4.360	0.17165	47.00	91.00	6.00	120	TiN
859743711	●	-	-	-	4.370	0.17205	47.00	91.00	6.00	120	TiAlN
8597437	●	-	-	-	4.370	0.17205	47.00	91.00	6.00	120	TiN
8597438	●	-	-	-	4.380	0.17244	47.00	91.00	6.00	120	TiN
8597439	●	-	-	-	4.390	0.17283	47.00	91.00	6.00	120	TiN
62544	●	-	-	-	4.400	0.17323	47.00	91.00	6.00	120	TiN
8597441	●	-	-	-	4.410	0.17362	47.00	91.00	6.00	120	TiN
8597442	●	-	-	-	4.420	0.17402	47.00	91.00	6.00	120	TiN
8597443	●	-	-	-	4.430	0.17441	47.00	91.00	6.00	120	TiN
8597444	●	-	-	-	4.440	0.17480	47.00	91.00	6.00	120	TiN
8597445	●	-	-	-	4.450	0.17520	47.00	91.00	6.00	120	TiN
8597446	●	-	-	-	4.460	0.17559	47.00	91.00	6.00	120	TiN
8597447	●	-	-	-	4.470	0.17598	47.00	91.00	6.00	120	TiN
8597448	●	-	-	-	4.480	0.17638	47.00	91.00	6.00	120	TiN
8597449	●	-	-	-	4.490	0.17677	47.00	91.00	6.00	120	TiN
6254511	●	-	-	-	4.500	0.17717	47.00	91.00	6.00	120	TiAlN
62545	●	-	-	-	4.500	0.17717	47.00	91.00	6.00	120	TiN
8597451	●	-	-	-	4.510	0.17756	47.00	91.00	6.00	120	TiN
8597452	●	-	-	-	4.520	0.17795	47.00	91.00	6.00	120	TiN
8597453	●	-	-	-	4.530	0.17835	47.00	91.00	6.00	120	TiN
8597454	●	-	-	-	4.540	0.17874	47.00	91.00	6.00	120	TiN
8597455	●	-	-	-	4.550	0.17913	47.00	91.00	6.00	120	TiN
8597456	●	-	-	-	4.560	0.17953	47.00	91.00	6.00	120	TiN
859745711	●	-	-	-	4.570	0.17992	47.00	91.00	6.00	120	TiAlN
8597457	●	-	-	-	4.570	0.17992	47.00	91.00	6.00	120	TiN

● Stocked ○ Available Upon Request; MOQ May Apply ▲ Globally Stocked
 Note: Other coatings are available upon request.





List 1600 (Continued)

EX-SUS-GOLD EX-SUS-GDR

SPEED FEED 353	HSSE	TiN	TiAlN	2 FLUTE	JOBBER	40°	PACKED 1 PIECE
--------------------------	-------------	------------	--------------	----------------	---------------	------------	--------------------------

EDP Number		Diameter (D)					Flute Length	Overall Length	Shank Diameter	Point Angle	Surface Treatment
		Fractional Size	Wire Gage	Letter Size	mm	Inch	FL (mm)	L (mm)	d (mm)	α	
8597458	●	-	-	-	4.580	0.18031	47.00	91.00	6.00	120	TiN
8597459	●	-	-	-	4.590	0.18071	47.00	91.00	6.00	120	TiN
62546	●	-	-	-	4.600	0.18110	47.00	91.00	6.00	120	TiN
8597461	●	-	-	-	4.610	0.18150	47.00	91.00	6.00	120	TiN
8597462	●	-	-	-	4.620	0.18189	47.00	91.00	6.00	120	TiN
8597463	●	-	-	-	4.630	0.18228	47.00	91.00	6.00	120	TiN
8597464	●	-	-	-	4.640	0.18268	47.00	91.00	6.00	120	TiN
8597465	●	-	-	-	4.650	0.18307	47.00	91.00	6.00	120	TiN
8597466	●	-	-	-	4.660	0.18346	47.00	91.00	6.00	120	TiN
8597467	●	-	-	-	4.670	0.18386	47.00	91.00	6.00	120	TiN
8597468	●	-	-	-	4.680	0.18425	47.00	91.00	6.00	120	TiN
8597469	●	-	-	-	4.690	0.18465	47.00	91.00	6.00	120	TiN
62547	●	-	-	-	4.700	0.18504	47.00	91.00	6.00	120	TiN
8597471	●	-	-	-	4.710	0.18543	47.00	91.00	6.00	120	TiN
8597472	●	-	-	-	4.720	0.18583	47.00	91.00	6.00	120	TiN
8597473	●	-	-	-	4.730	0.18622	47.00	91.00	6.00	120	TiN
8597474	●	-	-	-	4.740	0.18661	47.00	91.00	6.00	120	TiN
859747511	●	-	-	-	4.750	0.18701	47.00	91.00	6.00	120	TiAlN
8597475	●	-	-	-	4.750	0.18701	47.00	91.00	6.00	120	TiN
859747611	●	-	-	-	4.760	0.18740	52.00	96.00	6.00	120	TiAlN
8597476	●	-	-	-	4.760	0.18740	52.00	96.00	6.00	120	TiN
8597477	●	-	-	-	4.770	0.18780	52.00	96.00	6.00	120	TiN
8597478	●	-	-	-	4.780	0.18819	52.00	96.00	6.00	120	TiN
8597479	●	-	-	-	4.790	0.18858	52.00	96.00	6.00	120	TiN
6254811	●	-	-	-	4.800	0.18898	52.00	96.00	6.00	120	TiAlN
62548	●	-	-	-	4.800	0.18898	52.00	96.00	6.00	120	TiN
8597481	●	-	-	-	4.810	0.18937	52.00	96.00	6.00	120	TiN
8597482	●	-	-	-	4.820	0.18976	52.00	96.00	6.00	120	TiN
8597483	●	-	-	-	4.830	0.19016	52.00	96.00	6.00	120	TiN
8597484	●	-	-	-	4.840	0.19055	52.00	96.00	6.00	120	TiN
859748511	●	-	-	-	4.850	0.19094	52.00	96.00	6.00	120	TiAlN
8597485	●	-	-	-	4.850	0.19094	52.00	96.00	6.00	120	TiN
8597486	●	-	-	-	4.860	0.19134	52.00	96.00	6.00	120	TiN
8597487	●	-	-	-	4.870	0.19173	52.00	96.00	6.00	120	TiN
8597488	●	-	-	-	4.880	0.19213	52.00	96.00	6.00	120	TiN
8597489	●	-	-	-	4.890	0.19252	52.00	96.00	6.00	120	TiN
62549	●	-	-	-	4.900	0.19291	52.00	96.00	6.00	120	TiN
8597491	●	-	-	-	4.910	0.19331	52.00	96.00	6.00	120	TiN
8597492	●	-	-	-	4.920	0.19370	52.00	96.00	6.00	120	TiN
8597493	●	-	-	-	4.930	0.19409	52.00	96.00	6.00	120	TiN
8597494	●	-	-	-	4.940	0.19449	52.00	96.00	6.00	120	TiN
8597495	●	-	-	-	4.950	0.19488	52.00	96.00	6.00	120	TiN
8597496	●	-	-	-	4.960	0.19528	52.00	96.00	6.00	120	TiN
8597497	●	-	-	-	4.970	0.19567	52.00	96.00	6.00	120	TiN
859749811	●	-	-	-	4.980	0.19606	52.00	96.00	6.00	120	TiAlN
8597498	●	-	-	-	4.980	0.19606	52.00	96.00	6.00	120	TiN
8597499	●	-	-	-	4.990	0.19646	52.00	96.00	6.00	120	TiN
62550	●	-	-	-	5.000	0.19685	52.00	96.00	6.00	120	TiN
8597501	●	-	-	-	5.010	0.19724	52.00	96.00	6.00	120	TiN
859750211	●	-	-	-	5.020	0.19764	52.00	96.00	6.00	120	TiAlN

● Stocked ○ Available Upon Request; MOQ May Apply ▲ Globally Stocked
 Note: Other coatings are available upon request.



CONTINUED ➔

P					M			K	N		S		H			
Steel					Stainless Steel			Cast Iron	Non-Ferrous		HRSA		Hardened Steel			
Carbon Steel			Alloy Steel	Die Steel	300	400	17-4 PH		Aluminum		Nickel Alloy	Titanium	~35 HRC	35-45 HRC	45-50 HRC	50-70 HRC
Low	Medium	High							6061	7075						
1010	1035	1065	4140	4340				○	○	○	○	○				
1018	1045				○	○	○	○	○							

○ Good ○ Best



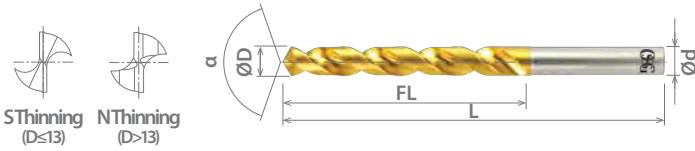


List 1600 (Continued)

EX-SUS-GOLD EX-SUS-GDR

SPEED FEED 353	HSSE	TiN	TiAlN	2 FLUTE	JOBBER	40°	PACKED 1 PIECE
--------------------------	-------------	------------	--------------	----------------	---------------	------------	--------------------------

Cutting Diameter Tolerance (h8)		
Size (mm)	mm	inch
2 ≤ D ≤ 3	+0 / -0.014	+0 / -0.0006
3 < D ≤ 6	+0 / -0.018	+0 / -0.0007
6 < D ≤ 10	+0 / -0.022	+0 / -0.0009
10 < D ≤ 18	+0 / -0.027	+0 / -0.0011
18 < D ≤ 30	+0 / -0.033	+0 / -0.0013
30 < D ≤ 32	+0 / -0.039	+0 / -0.0015



EDP Number		Diameter (D)					Flute Length FL (mm)	Overall Length L (mm)	Shank Diameter d (mm)	Point Angle α	Surface Treatment
		Fractional Size	Wire Gage	Letter Size	mm	Inch					
8597502	●	-	-	-	5.020	0.19764	52.00	96.00	6.00	120	TiN
8597503	●	-	-	-	5.030	0.19803	52.00	96.00	6.00	120	TiN
8597504	●	-	-	-	5.040	0.19843	52.00	96.00	6.00	120	TiN
8597505	●	-	-	-	5.050	0.19882	52.00	96.00	6.00	120	TiN
8597506	●	-	-	-	5.060	0.19921	52.00	96.00	6.00	120	TiN
8597507	●	-	-	-	5.070	0.19961	52.00	96.00	6.00	120	TiN
8597508	●	-	-	-	5.080	0.20000	52.00	96.00	6.00	120	TiN
8597509	●	-	-	-	5.090	0.20039	52.00	96.00	6.00	120	TiN
62551	●	-	-	-	5.100	0.20079	52.00	96.00	6.00	120	TiN
859751111	●	-	-	-	5.110	0.20118	52.00	96.00	6.00	120	TiAlN
8597511	●	-	-	-	5.110	0.20118	52.00	96.00	6.00	120	TiN
8597512	●	-	-	-	5.120	0.20157	52.00	96.00	6.00	120	TiN
8597513	●	-	-	-	5.130	0.20197	52.00	96.00	6.00	120	TiN
8597514	●	-	-	-	5.140	0.20236	52.00	96.00	6.00	120	TiN
8597515	●	-	-	-	5.150	0.20276	52.00	96.00	6.00	120	TiN
859751611	●	-	-	-	5.160	0.20315	52.00	96.00	6.00	120	TiAlN
8597516	●	-	-	-	5.160	0.20315	52.00	96.00	6.00	120	TiN
8597517	●	-	-	-	5.170	0.20354	52.00	96.00	6.00	120	TiN
8597518	●	-	-	-	5.180	0.20394	52.00	96.00	6.00	120	TiN
8597519	●	-	-	-	5.190	0.20433	52.00	96.00	6.00	120	TiN
6255211	●	-	-	-	5.200	0.20472	52.00	96.00	6.00	120	TiAlN
62552	●	-	-	-	5.200	0.20472	52.00	96.00	6.00	120	TiN
8597521	●	-	-	-	5.210	0.20512	52.00	96.00	6.00	120	TiN
8597522	●	-	-	-	5.220	0.20551	52.00	96.00	6.00	120	TiN
8597523	●	-	-	-	5.230	0.20591	52.00	96.00	6.00	120	TiN
8597524	●	-	-	-	5.240	0.20630	52.00	96.00	6.00	120	TiN
8597525	●	-	-	-	5.250	0.20669	52.00	96.00	6.00	120	TiN
8597526	●	-	-	-	5.260	0.20709	52.00	96.00	6.00	120	TiN
8597527	●	-	-	-	5.270	0.20748	52.00	96.00	6.00	120	TiN
8597528	●	-	-	-	5.280	0.20787	52.00	96.00	6.00	120	TiN
8597529	●	-	-	-	5.290	0.20827	52.00	96.00	6.00	120	TiN
62553	●	-	-	-	5.300	0.20866	52.00	96.00	6.00	120	TiN
859753111	●	-	-	-	5.310	0.20906	57.00	101.00	6.00	120	TiAlN
8597531	●	-	-	-	5.310	0.20906	57.00	101.00	6.00	120	TiN
8597532	●	-	-	-	5.320	0.20945	57.00	101.00	6.00	120	TiN
8597533	●	-	-	-	5.330	0.20984	57.00	101.00	6.00	120	TiN
8597534	●	-	-	-	5.340	0.21024	57.00	101.00	6.00	120	TiN
8597535	●	-	-	-	5.350	0.21063	57.00	101.00	6.00	120	TiN
8597536	●	-	-	-	5.360	0.21102	57.00	101.00	6.00	120	TiN
8597537	●	-	-	-	5.370	0.21142	57.00	101.00	6.00	120	TiN
8597538	●	-	-	-	5.380	0.21181	57.00	101.00	6.00	120	TiN
8597539	●	-	-	-	5.390	0.21220	57.00	101.00	6.00	120	TiN
62554	●	-	-	-	5.400	0.21260	57.00	101.00	6.00	120	TiN
8597541	●	-	-	-	5.410	0.21299	57.00	101.00	6.00	120	TiN
8597542	●	-	-	-	5.420	0.21339	57.00	101.00	6.00	120	TiN
8597543	●	-	-	-	5.430	0.21378	57.00	101.00	6.00	120	TiN
8597544	●	-	-	-	5.440	0.21417	57.00	101.00	6.00	120	TiN
8597545	●	-	-	-	5.450	0.21457	57.00	101.00	6.00	120	TiN
8597546	●	-	-	-	5.460	0.21496	57.00	101.00	6.00	120	TiN
859754711	●	-	-	-	5.470	0.21535	57.00	101.00	6.00	120	TiAlN
8597547	●	-	-	-	5.470	0.21535	57.00	101.00	6.00	120	TiN
8597548	●	-	-	-	5.480	0.21575	57.00	101.00	6.00	120	TiN
8597549	●	-	-	-	5.490	0.21614	57.00	101.00	6.00	120	TiN

● Stocked ○ Available Upon Request; MOQ May Apply ▲ Globally Stocked
 Note: Other coatings are available upon request.



List 1600 (Continued)

EX-SUS-GOLD EX-SUS-GDR

SPEED FEED 353	HSSE	TiN	TiAlN	2 FLUTE	JOBBER	40°	PACKED 1 PIECE
--------------------------	-------------	------------	--------------	----------------	---------------	------------	--------------------------

EDP Number		Diameter (D)					Flute Length	Overall Length	Shank Diameter	Point Angle	Surface Treatment
		Fractional Size	Wire Gage	Letter Size	mm	Inch	FL (mm)	L (mm)	d (mm)	α	
6255511	●	-	-	-	5.500	0.21654	57.00	101.00	6.00	120	TiAlN
62555	●	-	-	-	5.500	0.21654	57.00	101.00	6.00	120	TiN
8597551	●	-	-	-	5.510	0.21693	57.00	101.00	6.00	120	TiN
8597552	●	-	-	-	5.520	0.21732	57.00	101.00	6.00	120	TiN
8597553	●	-	-	-	5.530	0.21772	57.00	101.00	6.00	120	TiN
8597554	●	-	-	-	5.540	0.21811	57.00	101.00	6.00	120	TiN
8597555	●	-	-	-	5.550	0.21850	57.00	101.00	6.00	120	TiN
8597556	●	-	-	-	5.560	0.21890	57.00	101.00	6.00	120	TiN
8597557	●	-	-	-	5.570	0.21929	57.00	101.00	6.00	120	TiN
8597558	●	-	-	-	5.580	0.21969	57.00	101.00	6.00	120	TiN
8597559	●	-	-	-	5.590	0.22008	57.00	101.00	6.00	120	TiN
62556	●	-	-	-	5.600	0.22047	57.00	101.00	6.00	120	TiN
859756111	●	-	-	-	5.610	0.22087	57.00	101.00	6.00	120	TiAlN
8597561	●	-	-	-	5.610	0.22087	57.00	101.00	6.00	120	TiN
8597562	●	-	-	-	5.620	0.22126	57.00	101.00	6.00	120	TiN
8597563	●	-	-	-	5.630	0.22165	57.00	101.00	6.00	120	TiN
8597564	●	-	-	-	5.640	0.22205	57.00	101.00	6.00	120	TiN
8597565	●	-	-	-	5.650	0.22244	57.00	101.00	6.00	120	TiN
8597566	●	-	-	-	5.660	0.22283	57.00	101.00	6.00	120	TiN
8597567	●	-	-	-	5.670	0.22323	57.00	101.00	6.00	120	TiN
8597568	●	-	-	-	5.680	0.22362	57.00	101.00	6.00	120	TiN
8597569	●	-	-	-	5.690	0.22402	57.00	101.00	6.00	120	TiN
62557	●	-	-	-	5.700	0.22441	57.00	101.00	6.00	120	TiN
8597571	●	-	-	-	5.710	0.22480	57.00	101.00	6.00	120	TiN
8597572	●	-	-	-	5.720	0.22520	57.00	101.00	6.00	120	TiN
8597573	●	-	-	-	5.730	0.22559	57.00	101.00	6.00	120	TiN
8597574	●	-	-	-	5.740	0.22598	57.00	101.00	6.00	120	TiN
8597575	●	-	-	-	5.750	0.22638	57.00	101.00	6.00	120	TiN
8597576	●	-	-	-	5.760	0.22677	57.00	101.00	6.00	120	TiN
8597577	●	-	-	-	5.770	0.22717	57.00	101.00	6.00	120	TiN
8597578	●	-	-	-	5.780	0.22756	57.00	101.00	6.00	120	TiN
8597579	●	-	-	-	5.790	0.22795	57.00	101.00	6.00	120	TiN
62558	●	-	-	-	5.800	0.22835	57.00	101.00	6.00	120	TiN
8597581	●	-	-	-	5.810	0.22874	57.00	101.00	6.00	120	TiN
8597582	●	-	-	-	5.820	0.22913	57.00	101.00	6.00	120	TiN
8597583	●	-	-	-	5.830	0.22953	57.00	101.00	6.00	120	TiN
8597584	●	-	-	-	5.840	0.22992	57.00	101.00	6.00	120	TiN
8597585	●	-	-	-	5.850	0.23031	57.00	101.00	6.00	120	TiN
8597586	●	-	-	-	5.860	0.23071	57.00	101.00	6.00	120	TiN
8597587	●	-	-	-	5.870	0.23110	57.00	101.00	6.00	120	TiN
8597588	●	-	-	-	5.880	0.23150	57.00	101.00	6.00	120	TiN
8597589	●	-	-	-	5.890	0.23189	57.00	101.00	6.00	120	TiN
62559	●	-	-	-	5.900	0.23228	57.00	101.00	6.00	120	TiN
8597591	●	-	-	-	5.910	0.23268	57.00	101.00	6.00	120	TiN
8597592	●	-	-	-	5.920	0.23307	57.00	101.00	6.00	120	TiN
8597593	●	-	-	-	5.930	0.23346	57.00	101.00	6.00	120	TiN
8597594	●	-	-	-	5.940	0.23386	57.00	101.00	6.00	120	TiN
859759511	●	-	-	-	5.950	0.23425	57.00	101.00	6.00	120	TiAlN
8597595	●	-	-	-	5.950	0.23425	57.00	101.00	6.00	120	TiN

● Stocked ○ Available Upon Request; MOQ May Apply ▲ Globally Stocked
Note: Other coatings are available upon request.

EXD

CONTINUED

P					M			K	N		S		H				
Steel					Stainless Steel			Cast Iron	Non-Ferrous		HRSA		Hardened Steel				
Carbon Steel			Alloy Steel	Die Steel					Aluminum		Nickel Alloy	Titanium					
Low	Medium	High															
1010	1035	1045	1065	4140	4340	300	400	17-4 PH	6061	7075	Casting	Inconel	6Al4V (30 HRC)	~35 HRC	35-45 HRC	45-50 HRC	50-70 HRC
○	○					○	○	○	○	○							

○ Good ○ Best



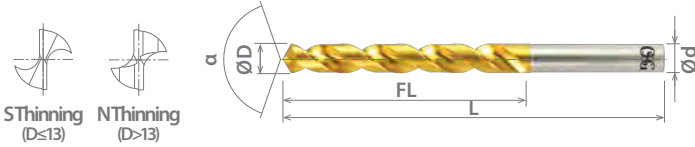


List 1600 (Continued)

EX-SUS-GOLD EX-SUS-GDR

SPEED FEED 353	HSSE	TiN	TiAlN	2 FLUTE	JOBBER	40°	PACKED 1 PIECE
--------------------------	-------------	------------	--------------	----------------	---------------	------------	--------------------------

Cutting Diameter Tolerance (h8)		
Size (mm)	mm	inch
2 ≤ D ≤ 3	+0 / -0.014	+0 / -0.0006
3 < D ≤ 6	+0 / -0.018	+0 / -0.0007
6 < D ≤ 10	+0 / -0.022	+0 / -0.0009
10 < D ≤ 18	+0 / -0.027	+0 / -0.0011
18 < D ≤ 30	+0 / -0.033	+0 / -0.0013
30 < D ≤ 32	+0 / -0.039	+0 / -0.0015



ABOUT OSG

DRILLING

THREADING

MILLING

HOLDERS

INDEX

EDP Number		Diameter (D)					Flute Length FL (mm)	Overall Length L (mm)	Shank Diameter d (mm)	Point Angle α	Surface Treatment
		Fractional Size	Wire Gage	Letter Size	mm	Inch					
8597596	●	-	-	-	5.960	0.23465	57.00	101.00	6.00	120	TiN
8597597	●	-	-	-	5.970	0.23504	57.00	101.00	6.00	120	TiN
8597598	●	-	-	-	5.980	0.23543	57.00	101.00	6.00	120	TiN
8597599	●	-	-	-	5.990	0.23583	57.00	101.00	6.00	120	TiN
62560	●	-	-	-	6.000	0.23622	57.00	101.00	6.00	120	TiN
8597605	●	-	-	-	6.050	0.23819	63.00	107.00	8.00	120	TiN
6256111	●	-	-	-	6.100	0.24016	63.00	107.00	8.00	120	TiAlN
62561	●	-	-	-	6.100	0.24016	63.00	107.00	8.00	120	TiN
8597615	●	-	-	-	6.150	0.24213	63.00	107.00	8.00	120	TiN
62562	●	-	-	-	6.200	0.24409	63.00	107.00	8.00	120	TiN
8597625	●	-	-	-	6.250	0.24606	63.00	107.00	8.00	120	TiN
62563	●	-	-	-	6.300	0.24803	63.00	107.00	8.00	120	TiN
859763511	●	1/4	-	E	6.350	0.25000	63.00	107.00	8.00	120	TiAlN
8597635	●	1/4	-	E	6.350	0.25000	63.00	107.00	8.00	120	TiN
62564	●	-	-	-	6.400	0.25197	63.00	107.00	8.00	120	TiN
8597645	●	-	-	-	6.450	0.25394	63.00	107.00	8.00	120	TiN
6256511	●	-	-	-	6.500	0.25591	63.00	107.00	8.00	120	TiAlN
62565	●	-	-	-	6.500	0.25591	63.00	107.00	8.00	120	TiN
8597655	●	-	-	-	6.550	0.25787	63.00	107.00	8.00	120	TiN
6256611	●	-	-	-	6.600	0.25984	63.00	107.00	8.00	120	TiAlN
62566	●	-	-	-	6.600	0.25984	63.00	107.00	8.00	120	TiN
8597665	●	-	-	-	6.650	0.26181	63.00	107.00	8.00	120	TiN
62567	●	-	-	-	6.700	0.26378	63.00	107.00	8.00	120	TiN
859767511	●	-	-	-	6.750	0.26575	69.00	113.00	8.00	120	TiAlN
8597675	●	-	-	-	6.750	0.26575	69.00	113.00	8.00	120	TiN
6256811	●	-	-	-	6.800	0.26772	69.00	113.00	8.00	120	TiAlN
62568	●	-	-	-	6.800	0.26772	69.00	113.00	8.00	120	TiN
8597685	●	-	-	-	6.850	0.26969	69.00	113.00	8.00	120	TiN
62569	●	-	-	-	6.900	0.27165	69.00	113.00	8.00	120	TiN
8597695	●	-	-	-	6.950	0.27362	69.00	113.00	8.00	120	TiN
6257011	●	-	-	-	7.000	0.27559	69.00	113.00	8.00	120	TiAlN
62570	●	-	-	-	7.000	0.27559	69.00	113.00	8.00	120	TiN
8597705	●	-	-	-	7.050	0.27756	69.00	113.00	8.00	120	TiN
62571	●	-	-	-	7.100	0.27953	69.00	113.00	8.00	120	TiN
8597715	●	-	-	-	7.150	0.28150	69.00	113.00	8.00	120	TiN
62572	●	-	-	-	7.200	0.28346	69.00	113.00	8.00	120	TiN
859772511	●	-	-	-	7.250	0.28543	69.00	113.00	8.00	120	TiAlN
8597725	●	-	-	-	7.250	0.28543	69.00	113.00	8.00	120	TiN
62573	●	-	-	-	7.300	0.28740	69.00	113.00	8.00	120	TiN
8597735	●	-	-	-	7.350	0.28937	69.00	113.00	8.00	120	TiN
6257411	●	-	-	-	7.400	0.29134	69.00	113.00	8.00	120	TiAlN
62574	●	-	-	-	7.400	0.29134	69.00	113.00	8.00	120	TiN
8597745	●	-	-	-	7.450	0.29331	69.00	113.00	8.00	120	TiN
62575	●	-	-	-	7.500	0.29528	69.00	113.00	8.00	120	TiN
8597755	●	-	-	-	7.550	0.29724	75.00	119.00	8.00	120	TiN
62576	●	-	-	-	7.600	0.29921	75.00	119.00	8.00	120	TiN
8597765	●	-	-	-	7.650	0.30118	75.00	119.00	8.00	120	TiN
6257711	●	-	-	-	7.700	0.30315	75.00	119.00	8.00	120	TiAlN
62577	●	-	-	-	7.700	0.30315	75.00	119.00	8.00	120	TiN
8597775	●	-	-	-	7.750	0.30512	75.00	119.00	8.00	120	TiN
62578	●	-	-	-	7.800	0.30709	75.00	119.00	8.00	120	TiN
8597785	●	-	-	-	7.850	0.30906	75.00	119.00	8.00	120	TiN
6257911	●	-	-	-	7.900	0.31102	75.00	119.00	8.00	120	TiAlN

● Stocked ○ Available Upon Request; MOQ May Apply ▲ Globally Stocked
 Note: Other coatings are available upon request.





List 1600 (Continued)

EX-SUS-GOLD EX-SUS-GDR

SPEED FEED 353	HSSE	TiN	TiAlN	2 FLUTE	JOBBER	40°	PACKED 1 PIECE
--------------------------	-------------	------------	--------------	----------------	---------------	------------	--------------------------

EDP Number		Diameter (D)					Flute Length	Overall Length	Shank Diameter	Point Angle	Surface Treatment
		Fractional Size	Wire Gage	Letter Size	mm	Inch	FL (mm)	L (mm)	d (mm)	α	
62579	●	-	-	-	7.900	0.31102	75.00	119.00	8.00	120	TiN
8597795	●	-	-	-	7.950	0.31299	75.00	119.00	8.00	120	TiN
62580	●	-	-	-	8.000	0.31496	75.00	119.00	8.00	120	TiN
8597805	●	-	-	-	8.050	0.31693	75.00	125.00	10.00	120	TiN
62581	●	-	-	-	8.100	0.31890	75.00	125.00	10.00	120	TiN
8597815	●	-	-	-	8.150	0.32087	75.00	125.00	10.00	120	TiN
62582	●	-	-	-	8.200	0.32283	75.00	125.00	10.00	120	TiN
8597825	●	-	-	-	8.250	0.32480	75.00	125.00	10.00	120	TiN
62583	●	-	-	-	8.300	0.32677	75.00	125.00	10.00	120	TiN
8597835	●	-	-	-	8.350	0.32874	75.00	125.00	10.00	120	TiN
62584	●	-	-	-	8.400	0.33071	75.00	125.00	10.00	120	TiN
8597845	●	-	-	-	8.450	0.33268	75.00	125.00	10.00	120	TiN
6258511	●	-	-	-	8.500	0.33465	75.00	125.00	10.00	120	TiAlN
62585	●	-	-	-	8.500	0.33465	75.00	125.00	10.00	120	TiN
8597855	●	-	-	-	8.550	0.33661	81.00	131.00	10.00	120	TiN
6258611	●	-	-	-	8.600	0.33858	81.00	131.00	10.00	120	TiAlN
62586	●	-	-	-	8.600	0.33858	81.00	131.00	10.00	120	TiN
8597865	●	-	-	-	8.650	0.34055	81.00	131.00	10.00	120	TiN
62587	●	-	-	-	8.700	0.34252	81.00	131.00	10.00	120	TiN
8597875	●	-	-	-	8.750	0.34449	81.00	131.00	10.00	120	TiN
62588	●	-	-	-	8.800	0.34646	81.00	131.00	10.00	120	TiN
8597885	●	-	-	-	8.850	0.34843	81.00	131.00	10.00	120	TiN
62589	●	-	-	-	8.900	0.35039	81.00	131.00	10.00	120	TiN
8597895	●	-	-	-	8.950	0.35236	81.00	131.00	10.00	120	TiN
62590	●	-	-	-	9.000	0.35433	81.00	131.00	10.00	120	TiN
8597905	●	-	-	-	9.050	0.35630	81.00	131.00	10.00	120	TiN
6259111	●	-	-	-	9.100	0.35827	81.00	131.00	10.00	120	TiAlN
62591	●	-	-	-	9.100	0.35827	81.00	131.00	10.00	120	TiN
8597915	●	-	-	-	9.150	0.36024	81.00	131.00	10.00	120	TiN
6259211	●	-	-	-	9.200	0.36220	81.00	131.00	10.00	120	TiAlN
62592	●	-	-	-	9.200	0.36220	81.00	131.00	10.00	120	TiN
859792511	●	-	-	-	9.250	0.36417	81.00	131.00	10.00	120	TiAlN
8597925	●	-	-	-	9.250	0.36417	81.00	131.00	10.00	120	TiN
62593	●	-	-	-	9.300	0.36614	81.00	131.00	10.00	120	TiN
859793511	●	-	-	-	9.350	0.36811	81.00	131.00	10.00	120	TiAlN
8597935	●	-	-	-	9.350	0.36811	81.00	131.00	10.00	120	TiN
62594	●	-	-	-	9.400	0.37008	81.00	131.00	10.00	120	TiN
8597945	●	-	-	-	9.450	0.37205	81.00	131.00	10.00	120	TiN
6259511	●	-	-	-	9.500	0.37402	81.00	131.00	10.00	120	TiAlN
62595	●	-	-	-	9.500	0.37402	81.00	131.00	10.00	120	TiN
8597955	●	-	-	-	9.550	0.37598	87.00	137.00	10.00	120	TiN
62596	●	-	-	-	9.600	0.37795	87.00	137.00	10.00	120	TiN
8597965	●	-	-	-	9.650	0.37992	87.00	137.00	10.00	120	TiN
62597	●	-	-	-	9.700	0.38189	87.00	137.00	10.00	120	TiN
8597975	●	-	-	-	9.750	0.38386	87.00	137.00	10.00	120	TiN
6259811	●	-	-	-	9.800	0.38583	87.00	137.00	10.00	120	TiAlN
62598	●	-	-	-	9.800	0.38583	87.00	137.00	10.00	120	TiN
8597985	●	-	-	-	9.850	0.38780	87.00	137.00	10.00	120	TiN
62599	●	-	-	-	9.900	0.38976	87.00	137.00	10.00	120	TiN

● Stocked ○ Available Upon Request; MOQ May Apply ▲ Globally Stocked
 Note: Other coatings are available upon request.



CONTINUED ➔

P					M			K	N		S		H			
Steel					Stainless Steel			Cast Iron	Non-Ferrous		HRSA		Hardened Steel			
Carbon Steel			Alloy Steel	Die Steel	300	400	17-4 PH		Aluminum		Nickel Alloy	Titanium	~35 HRC	35-45 HRC	45-50 HRC	50-70 HRC
Low	Medium	High							6061	Casting						
1010	1035	1045	1065	4140	4340		6061	7075								
○	○					○	○	○	○							

○ Good ○ Best

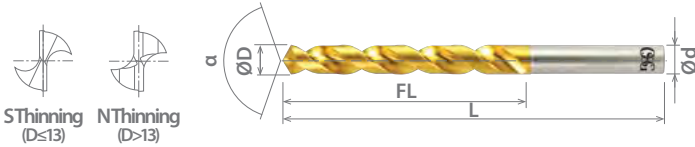




List 1600 (Continued)

EX-SUS-GOLD EX-SUS-GDR

SPEED FEED 353	HSSE	TiN	TiAlN	2 FLUTE	JOBBER	40°	PACKED 1 PIECE
--------------------------	-------------	------------	--------------	----------------	---------------	------------	--------------------------



Cutting Diameter Tolerance (h8)		
Size (mm)	mm	inch
2 ≤ D ≤ 3	+0 / -0.014	+0 / -0.0006
3 < D ≤ 6	+0 / -0.018	+0 / -0.0007
6 < D ≤ 10	+0 / -0.022	+0 / -0.0009
10 < D ≤ 18	+0 / -0.027	+0 / -0.0011
18 < D ≤ 30	+0 / -0.033	+0 / -0.0013
30 < D ≤ 32	+0 / -0.039	+0 / -0.0015

EDP Number		Diameter (D)					Flute Length FL (mm)	Overall Length L (mm)	Shank Diameter d (mm)	Point Angle α	Surface Treatment
		Fractional Size	Wire Gage	Letter Size	mm	Inch					
8597995	●	-	-	-	9.950	0.39173	87.00	137.00	10.00	120	TiN
62600	●	-	-	-	10.000	0.39370	87.00	137.00	10.00	120	TiN
8598005	●	-	-	-	10.050	0.39567	87.00	144.00	12.00	120	TiN
62601	●	-	-	-	10.100	0.39764	87.00	144.00	12.00	120	TiN
8598015	●	-	-	-	10.150	0.39961	87.00	144.00	12.00	120	TiN
6260211	●	-	-	-	10.200	0.40157	87.00	144.00	12.00	120	TiAlN
62602	●	-	-	-	10.200	0.40157	87.00	144.00	12.00	120	TiN
8598025	●	-	-	-	10.250	0.40354	87.00	144.00	12.00	120	TiN
62603	●	-	-	-	10.300	0.40551	87.00	144.00	12.00	120	TiN
8598035	●	-	-	-	10.350	0.40748	87.00	144.00	12.00	120	TiN
62604	●	-	-	-	10.400	0.40945	87.00	144.00	12.00	120	TiN
8598045	●	-	-	-	10.450	0.41142	87.00	144.00	12.00	120	TiN
62605	●	-	-	-	10.500	0.41339	87.00	144.00	12.00	120	TiN
8598055	●	-	-	-	10.550	0.41535	87.00	144.00	12.00	120	TiN
62606	●	-	-	-	10.600	0.41732	87.00	144.00	12.00	120	TiN
8598065	●	-	-	-	10.650	0.41929	94.00	151.00	12.00	120	TiN
6260711	●	-	-	-	10.700	0.42126	94.00	151.00	12.00	120	TiAlN
62607	●	-	-	-	10.700	0.42126	94.00	151.00	12.00	120	TiN
8598075	●	-	-	-	10.750	0.42323	94.00	151.00	12.00	120	TiN
62608	●	-	-	-	10.800	0.42520	94.00	151.00	12.00	120	TiN
8598085	●	-	-	-	10.850	0.42717	94.00	151.00	12.00	120	TiN
6260911	●	-	-	-	10.900	0.42913	94.00	151.00	12.00	120	TiAlN
62609	●	-	-	-	10.900	0.42913	94.00	151.00	12.00	120	TiN
8598095	●	-	-	-	10.950	0.43110	94.00	151.00	12.00	120	TiN
6261011	●	-	-	-	11.000	0.43307	94.00	151.00	12.00	120	TiAlN
62610	●	-	-	-	11.000	0.43307	94.00	151.00	12.00	120	TiN
8598105	●	-	-	-	11.050	0.43504	94.00	151.00	12.00	120	TiN
6261111	●	-	-	-	11.100	0.43701	94.00	151.00	12.00	120	TiAlN
62611	●	-	-	-	11.100	0.43701	94.00	151.00	12.00	120	TiN
8598115	●	-	-	-	11.150	0.43898	94.00	151.00	12.00	120	TiN
62612	●	-	-	-	11.200	0.44094	94.00	151.00	12.00	120	TiN
8598125	●	-	-	-	11.250	0.44291	94.00	151.00	12.00	120	TiN
62613	●	-	-	-	11.300	0.44488	94.00	151.00	12.00	120	TiN
8598135	●	-	-	-	11.350	0.44685	94.00	151.00	12.00	120	TiN
62614	●	-	-	-	11.400	0.44882	94.00	151.00	12.00	120	TiN
8598145	●	-	-	-	11.450	0.45079	94.00	151.00	12.00	120	TiN
62615	●	-	-	-	11.500	0.45276	94.00	151.00	12.00	120	TiN
8598155	●	-	-	-	11.550	0.45472	94.00	151.00	12.00	120	TiN
62616	●	-	-	-	11.600	0.45669	94.00	151.00	12.00	120	TiN
8598165	●	-	-	-	11.650	0.45866	94.00	151.00	12.00	120	TiN
62617	●	-	-	-	11.700	0.46063	94.00	151.00	12.00	120	TiN
8598175	●	-	-	-	11.750	0.46260	94.00	151.00	12.00	120	TiN
62618	●	-	-	-	11.800	0.46457	94.00	151.00	12.00	120	TiN
8598185	●	-	-	-	11.850	0.46654	101.00	158.00	12.00	120	TiN
62619	●	-	-	-	11.900	0.46850	101.00	158.00	12.00	120	TiN
8598195	●	-	-	-	11.950	0.47047	101.00	158.00	12.00	120	TiN
62620	●	-	-	-	12.000	0.47244	101.00	158.00	12.00	120	TiN
62621	●	-	-	-	12.100	0.47638	101.00	158.00	12.00	120	TiN
62622	●	-	-	-	12.200	0.48031	101.00	158.00	12.00	120	TiN
6262311	●	-	-	-	12.300	0.48425	101.00	158.00	12.00	120	TiAlN
62623	●	-	-	-	12.300	0.48425	101.00	158.00	12.00	120	TiN
6262411	●	-	-	-	12.400	0.48819	101.00	158.00	12.00	120	TiAlN
62624	●	-	-	-	12.400	0.48819	101.00	158.00	12.00	120	TiN

● Stocked ○ Available Upon Request; MOQ May Apply ▲ Globally Stocked
 Note: Other coatings are available upon request.





List 1600 (Continued)

EX-SUS-GOLD EX-SUS-GDR

SPEED FEED 353	HSSE	TIN	TiAIN	2 FLUTE	JOBBER	40°	PACKED 1 PIECE
--------------------------	-------------	------------	--------------	----------------	---------------	------------	--------------------------

EDP Number		Diameter (D)					Flute Length	Overall Length	Shank Diameter	Point Angle	Surface Treatment
		Fractional Size	Wire Gage	Letter Size	mm	Inch	FL (mm)	L (mm)	d (mm)	α	
62625	●	-	-	-	12.500	0.49213	101.00	158.00	12.00	120	TiN
6262611	●	-	-	-	12.600	0.49606	101.00	158.00	12.00	120	TiAIN
62626	●	-	-	-	12.600	0.49606	101.00	158.00	12.00	120	TiN
6262711	●	-	-	-	12.700	0.50000	101.00	158.00	12.00	120	TiAIN
62627	●	-	-	-	12.700	0.50000	101.00	158.00	12.00	120	TiN
62628	●	-	-	-	12.800	0.50394	101.00	158.00	12.00	120	TiN
62629	●	-	-	-	12.900	0.50787	101.00	158.00	12.00	120	TiN
62630	●	-	-	-	13.000	0.51181	101.00	158.00	12.00	120	TiN
62635	●	-	-	-	13.500	0.53150	106.00	166.00	16.00	120	TiN
62640	●	-	-	-	14.000	0.55118	106.00	166.00	16.00	120	TiN
62641	●	-	-	-	14.100	0.55512	109.00	169.00	16.00	120	TiN
62645	●	-	-	-	14.500	0.57087	109.00	169.00	16.00	120	TiN
6265011	●	-	-	-	15.000	0.59055	109.00	169.00	16.00	120	TiAIN
62650	●	-	-	-	15.000	0.59055	109.00	169.00	16.00	120	TiN
62655	●	-	-	-	15.500	0.61024	112.00	172.00	16.00	120	TiN
62656	●	-	-	-	15.600	0.61417	112.00	172.00	16.00	120	TiN
62660	●	-	-	-	16.000	0.62992	112.00	172.00	16.00	120	TiN
62665	●	-	-	-	16.500	0.64961	115.00	181.00	20.00	120	TiN
62670	●	-	-	-	17.000	0.66929	115.00	181.00	20.00	120	TiN
62675	●	-	-	-	17.500	0.68898	118.00	184.00	20.00	120	TiN
62676	●	-	-	-	17.600	0.69291	118.00	184.00	20.00	120	TiN
62680	●	-	-	-	18.000	0.70866	118.00	184.00	20.00	120	TiN
62685	●	-	-	-	18.500	0.72835	122.00	188.00	20.00	120	TiN
62690	●	-	-	-	19.000	0.74803	122.00	188.00	20.00	120	TiN
62695	●	-	-	-	19.500	0.76772	125.00	191.00	20.00	120	TiN
62696	●	-	-	-	19.600	0.77165	125.00	191.00	20.00	120	TiN
62700	●	-	-	-	20.000	0.78740	125.00	191.00	20.00	120	TiN
62705	●	-	-	-	20.500	0.80709	128.00	204.00	25.00	120	TiN
62710	●	-	-	-	21.000	0.82677	128.00	204.00	25.00	120	TiN
62715	●	-	-	-	21.500	0.84646	132.00	208.00	25.00	120	TiN
62720	●	-	-	-	22.000	0.86614	132.00	208.00	25.00	120	TiN
62725	●	-	-	-	22.500	0.88583	136.00	212.00	25.00	120	TiN
6273011	●	-	-	-	23.000	0.90551	136.00	212.00	25.00	120	TiAIN
62730	●	-	-	-	23.000	0.90551	136.00	212.00	25.00	120	TiN
62735	●	-	-	-	23.500	0.92520	136.00	212.00	25.00	120	TiN
62740	●	-	-	-	24.000	0.94488	140.00	216.00	25.00	120	TiN
62745	●	-	-	-	24.500	0.96457	140.00	216.00	25.00	120	TiN
62750	●	-	-	-	25.000	0.98425	140.00	216.00	25.00	120	TiN
62755	●	-	-	-	25.500	1.00394	145.00	225.00	32.00	120	TiN
62760	●	-	-	-	26.000	1.02362	145.00	225.00	32.00	120	TiN
62765	●	-	-	-	26.500	1.04331	145.00	225.00	32.00	120	TiN
62770	●	-	-	-	27.000	1.06299	150.00	230.00	32.00	120	TiN
62780	●	-	-	-	28.000	1.10236	150.00	230.00	32.00	120	TiN
62790	●	-	-	-	29.000	1.14173	155.00	235.00	32.00	120	TiN
62800	●	-	-	-	30.000	1.18110	155.00	235.00	32.00	120	TiN
62810	●	-	-	-	31.000	1.22047	160.00	240.00	32.00	120	TiN
62820	●	-	-	-	32.000	1.25984	165.00	245.00	32.00	120	TiN

● Stocked ○ Available Upon Request; MOQ May Apply ▲ Globally Stocked
 Note: Other coatings are available upon request.



P					M			K	N		S		H			
Steel					Stainless Steel			Cast Iron	Non-Ferrous		HRSA		Hardened Steel			
Carbon Steel			Alloy Steel	Die Steel	300	400	17-4 PH		Aluminum		Nickel Alloy	Titanium	~35 HRC	35-45 HRC	45-50 HRC	50-70 HRC
Low	Medium	High							6061	7075						
1010	1035	1045	1065	4140	4340	○	○	○	○	○						
○	○					○	○	○	○	○						

○ Good ○ Best

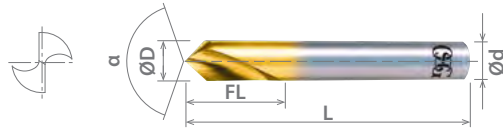




List 1200

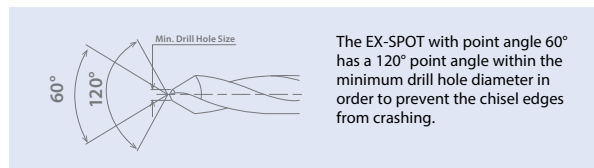
EX-GOLD TIN-NC-LDS, 60°, 90°, & 120° Spot Drills

SPEED FEED 354	HSS	BR	TiN	2 FLUTE	STUB	20°	PACKED 1 PIECE
--------------------------	------------	-----------	------------	----------------	-------------	------------	--------------------------



EDP Number		Diameter (D)					Min Drill Hole Size	Flute Length	Overall Length	Shank Diameter	Point Angle	Surface Treatment
		Fractional Size	Wire Gage	Letter Size	mm	Inch		FL (mm)	L (mm)	d (mm)	α	
63703	●	-	-	-	3.000	0.11811	1.50	11.00	48.000	3.00	60	BRIGHT
62903	●	-	-	-	3.000	0.11811	1.10	11.00	48.000	3.00	90	BRIGHT
63603	●	-	-	-	3.000	0.11811	1.10	11.00	48.000	3.00	90	TiN
62923	●	-	-	-	3.000	0.11811	-	11.00	48.000	3.00	120	BRIGHT
63653	●	-	-	-	3.000	0.11811	-	11.00	48.000	3.00	120	TiN
63704	●	-	-	-	4.000	0.15748	1.70	15.00	54.000	4.00	60	TiN
62904	●	-	-	-	4.000	0.15748	1.30	15.00	54.000	4.00	90	BRIGHT
63604	●	-	-	-	4.000	0.15748	1.30	15.00	54.000	4.00	90	TiN
62924	●	-	-	-	4.000	0.15748	-	15.00	54.000	4.00	120	BRIGHT
63654	●	-	-	-	4.000	0.15748	-	15.00	54.000	4.00	120	TiN
63706	●	-	-	-	6.000	0.23622	1.90	20.00	72.000	6.00	60	TiN
62906	●	-	-	-	6.000	0.23622	1.50	20.00	72.000	6.00	90	BRIGHT
63606	●	-	-	-	6.000	0.23622	1.50	20.00	72.000	6.00	90	TiN
62926	●	-	-	-	6.000	0.23622	-	20.00	72.000	6.00	120	BRIGHT
63656	●	-	-	-	6.000	0.23622	-	20.00	72.000	6.00	120	TiN
63708	●	-	-	-	8.000	0.31496	1.90	26.00	81.000	8.00	60	TiN
62908	●	-	-	-	8.000	0.31496	1.60	26.00	81.000	8.00	90	BRIGHT
63608	●	-	-	-	8.000	0.31496	1.60	26.00	81.000	8.00	90	TiN
62928	●	-	-	-	8.000	0.31496	-	26.00	81.000	8.00	120	BRIGHT
63658	●	-	-	-	8.000	0.31496	-	26.00	81.000	8.00	120	TiN
63710	●	-	-	-	10.000	0.39370	2.10	30.00	93.000	10.00	60	TiN
62910	●	-	-	-	10.000	0.39370	2.10	30.00	93.000	10.00	90	BRIGHT
63610	●	-	-	-	10.000	0.39370	2.10	30.00	93.000	10.00	90	TiN
62930	●	-	-	-	10.000	0.39370	-	30.00	93.000	10.00	120	BRIGHT
63660	●	-	-	-	10.000	0.39370	-	30.00	93.000	10.00	120	TiN
63712	●	-	-	-	12.000	0.47244	2.10	36.00	108.000	12.00	60	TiN
62912	●	-	-	-	12.000	0.47244	2.10	36.00	108.000	12.00	90	BRIGHT
63612	●	-	-	-	12.000	0.47244	2.10	36.00	108.000	12.00	90	TiN
62932	●	-	-	-	12.000	0.47244	-	36.00	108.000	12.00	120	BRIGHT
63662	●	-	-	-	12.000	0.47244	-	36.00	108.000	12.00	120	TiN
62916	●	-	-	-	16.000	0.62992	3.00	41.00	118.000	16.00	90	BRIGHT
63616	●	-	-	-	16.000	0.62992	3.00	41.00	118.000	16.00	90	TiN
62936	●	-	-	-	16.000	0.62992	-	41.00	118.000	16.00	120	BRIGHT
62918	●	-	-	-	20.000	0.78740	3.00	53.00	132.000	20.00	90	BRIGHT
63618	●	-	-	-	20.000	0.78740	3.00	53.00	132.000	20.00	90	TiN
62938	●	-	-	-	20.000	0.78740	-	53.00	132.000	20.00	120	BRIGHT
62920	●	-	-	-	25.000	0.98425	3.00	60.00	151.000	25.00	90	BRIGHT
63620	●	-	-	-	25.000	0.98425	3.00	60.00	151.000	25.00	90	TiN
62940	●	-	-	-	25.000	0.98425	-	60.00	151.000	25.00	120	BRIGHT

● Stocked ○ Available Upon Request; MOQ May Apply ▲ Globally Stocked



P					M			K	N		S		H			
Steel					Stainless Steel			Cast Iron	Non-Ferrous		HRSA		Hardened Steel			
Carbon Steel			Alloy Steel	Die Steel	300	400	17-4 PH		Aluminum		Nickel Alloy	Titanium	~35 HRC	35-45 HRC	45-50 HRC	50-70 HRC
Low	Medium	High							6061	7075						
1010	1035	1045	1065	4140				4340								
○	○	○	○	○	○	○	○	○	○			○				

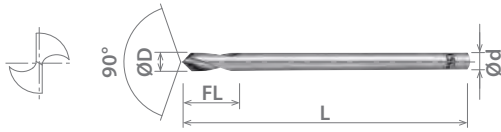
○ Good ○ Best



List 1250

EX-GOLD LS-NC-LDS, Long Shank, 90° Spot Drills

SPEED FEED 354	HSS	BR	2 FLUTE	STUB	20°	PACKED 1 PIECE
--------------------------	------------	-----------	----------------	-------------	------------	--------------------------



EDP Number		Diameter (D)					Flute Length	Overall Length	Shank Diameter
		Fractional Size	Wire Gage	Letter Size	mm	Inch	FL (mm)	L (mm)	d (mm)
63503	●	-	-	-	3.000	0.11811	11.00	75.00	3.00
63504	●	-	-	-	4.000	0.15748	15.00	100.00	4.00
63506	●	-	-	-	6.000	0.23622	20.00	150.00	6.00
63508	●	-	-	-	8.000	0.31496	26.00	150.00	8.00
63510	●	-	-	-	10.000	0.39370	30.00	200.00	10.00
63512	●	-	-	-	12.000	0.47244	36.00	200.00	12.00
63516	●	-	-	-	16.000	0.62992	41.00	250.00	16.00
63518	●	-	-	-	20.000	0.78740	53.00	250.00	20.00
63520	●	-	-	-	25.000	0.98425	60.00	250.00	25.00

● Stocked ○ Available Upon Request; MOQ May Apply ▲ Globally Stocked
Note: Other coatings are available upon request.



ABOUT OSG

DRILLING

THREADING

MILLING

HOLDERS

INDEX

P					M			K	N		S		H			
Steel					Stainless Steel			Cast Iron	Non-Ferrous		HRSA		Hardened Steel			
Carbon Steel			Alloy Steel	Die Steel	300	400	17-4 PH		Aluminum		Nickel Alloy	Titanium				
Low	Medium	High							6061	Casting			Inconel	6Al4V (30 HRC)	~35 HRC	35-45 HRC
1010	1035	1065	4140	4340				6061	7075							
○	○	○	○	○				○	○	○						

○ Good ○ Best

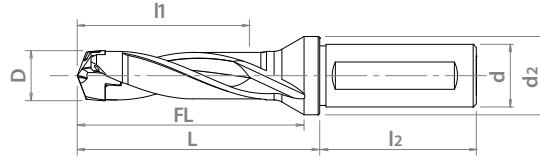




List 52400

OSG PHOENIX[®] PXD, 3D/5D, Cylindrical Body

SPEED FEED 361	INSERTS 258-263	ACCS. 264	STEEL	2 FLUTE	PACKED 1 PIECE



EDP Number	Designation	Diameter Min	Diameter Max	Drilling Depth	Flute Length	Projection Length	Shank Length	Shank Diameter	Flange Diameter	Head Size
		Dmin (in)	Dmax (in)	L1 (in)	FL (in)	L2 (in)	L2 (in)	d (in)	D2 (in)	
3D										
52400000	● PXDZ0551-3D-113.5-0625	0.551	0.570	1.693	2.496	2.752	1.890	0.625	0.787	1
52400001	● PXDZ0571-3D-115.5-0625	0.571	0.590	1.752	2.579	2.835	1.890	0.625	0.787	2
52400002	● PXDZ0591-3D-119.5-0750	0.591	0.629	1.831	2.642	2.898	1.969	0.750	0.984	3
52400003	● PXDZ0630-3D-123.5-0750	0.630	0.668	1.949	2.823	3.079	1.969	0.750	0.984	4
52400004	● PXDZ0669-3D-128.5-0750	0.669	0.708	2.067	3.024	3.280	1.969	0.750	0.984	5
52400005	● PXDZ0709-3D-138.5-1000	0.709	0.747	2.185	3.205	3.461	2.205	1.000	1.260	6
52400006	● PXDZ0748-3D-142.5-1000	0.748	0.786	2.303	3.362	3.618	2.205	1.000	1.260	7
52400007	● PXDZ0787-3D-146.5-1000	0.787	0.826	2.421	3.547	3.803	2.205	1.000	1.260	8
52400008	● PXDZ0827-3D-154.5-1250	0.827	0.865	2.539	3.728	3.984	2.362	1.250	1.654	9
52400009	● PXDZ0866-3D-158.5-1250	0.866	0.905	2.657	3.890	4.146	2.362	1.250	1.654	10
52400010	● PXDZ0906-3D-162.5-1250	0.906	0.944	2.775	4.071	4.327	2.362	1.250	1.654	11
52400011	● PXDZ0945-3D-167.5-1250	0.945	0.983	2.894	4.268	4.524	2.362	1.250	1.654	12
52400012	● PXDZ0984-3D-170.5-1250	0.984	1.023	3.012	4.409	4.665	2.362	1.250	1.654	13
5D										
52400100	● PXDZ0551-5D-141.5-0625	0.551	0.570	2.805	3.657	3.854	1.890	0.625	0.787	1
52400101	● PXDZ0571-5D-144.5-0625	0.571	0.590	2.903	3.780	3.976	1.890	0.625	0.787	2
52400102	● PXDZ0591-5D-149.5-0750	0.591	0.629	3.051	3.823	4.079	1.969	0.750	0.984	3
52400103	● PXDZ0630-5D-155.5-0750	0.630	0.668	3.248	4.083	4.339	1.969	0.750	0.984	4
52400104	● PXDZ0669-5D-162.5-0750	0.669	0.708	3.445	4.362	4.618	1.969	0.750	0.984	5
52400105	● PXDZ0709-5D-174.5-1000	0.709	0.747	3.642	4.622	4.878	2.205	1.000	1.260	6
52400106	● PXDZ0748-5D-180.5-1000	0.748	0.786	3.838	4.858	5.114	2.205	1.000	1.260	7
52400107	● PXDZ0787-5D-186.5-1000	0.787	0.826	4.035	5.122	5.378	2.205	1.000	1.260	8
52400108	● PXDZ0827-5D-196.5-1250	0.827	0.865	4.232	5.382	5.638	2.362	1.250	1.654	9
52400109	● PXDZ0866-5D-202.5-1250	0.866	0.905	4.429	5.622	5.878	2.362	1.250	1.654	10
52400110	● PXDZ0906-5D-208.5-1250	0.906	0.944	4.626	5.882	6.138	2.362	1.250	1.654	11
52400111	● PXDZ0945-5D-215.5-1250	0.945	0.983	4.823	6.157	6.413	2.362	1.250	1.654	12
52400112	● PXDZ0984-5D-220.5-1250	0.984	1.023	5.020	6.378	6.634	2.362	1.250	1.654	13

● Stocked ○ Available Upon Request; MOQ May Apply ▲ Globally Stocked
Note: Driver included with body.



DESIGNATION EXPLANATION

PXDZ0551-3D-113.5-0625



See Full Detail on Page 360

P				K	N			H
Steel					Cast Iron	Non-Ferrous		Hardened Steel
Carbon Steel		Alloy Steel	Aluminum			Copper Alloys		
Low	Medium		High	4140 4340	6061 7075		Casting	
1010 1018	1035 1045	1065						
○	○	○	○	○	○	○	○	

Material recommendation based on drill heads compatible with this tool body.

○ Good ○ Best

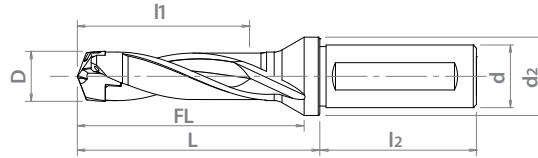




List 78310

OSG PHOENIX[®] PXD, 3D/5D, Cylindrical Body

	SPEED FEED 361	INSERTS 258-263	ACCS. 264	STEEL		2 FLUTE	PACKED 1 PIECE
--	--------------------------	---------------------------	---------------------	--------------	--	----------------	--------------------------




EDP Number	Designation	Diameter Min	Diameter Max	Drilling Depth	Flute Length	Projection Length	Shank Length	Shank Diameter	Flange Diameter	Head Size	
		Dmin (mm)	Dmax (mm)	l1 (mm)	FL (mm)	L2 (mm)	l2 (mm)	d (mm)	D2 (mm)		
3D											
48173001	●	PXDZ140-3D-113.5-16	14.00	14.49	43.00	63.40	69.90	48.00	16.00	20.00	1
48173002	●	PXDZ145-3D-115.5-16	14.50	14.99	44.50	65.50	72.00	48.00	16.00	20.00	2
48173003	●	PXDZ150-3D-119.5-20	15.00	15.99	46.50	67.10	73.60	50.00	20.00	25.00	3
48173004	●	PXDZ160-3D-123.5-20	16.00	16.99	49.50	71.70	78.20	50.00	20.00	25.00	4
48173005	●	PXDZ170-3D-128.5-20	17.00	17.99	52.50	76.80	83.30	50.00	20.00	25.00	5
48173006	●	PXDZ180-3D-138.5-25	18.00	18.99	55.50	81.40	87.90	56.00	25.00	32.00	6
48173007	●	PXDZ190-3D-142.5-25	19.00	19.99	58.50	85.40	91.90	56.00	25.00	32.00	7
48173008	●	PXDZ200-3D-146.5-25	20.00	20.99	61.50	90.10	96.60	56.00	25.00	32.00	8
48173009	●	PXDZ210-3D-154.5-32	21.00	21.99	64.50	94.70	101.20	60.00	32.00	42.00	9
48173010	●	PXDZ220-3D-158.5-32	22.00	22.99	67.50	98.80	105.30	60.00	32.00	42.00	10
48173011	●	PXDZ230-3D-162.5-32	23.00	23.99	70.50	103.40	109.90	60.00	32.00	42.00	11
48173012	●	PXDZ240-3D-167.5-32	24.00	24.99	73.50	108.40	114.90	60.00	32.00	42.00	12
48173013	●	PXDZ250-3D-170.5-32	25.00	25.99	76.50	112.00	118.50	60.00	32.00	42.00	13
5D											
48173014	●	PXDZ140-5D-141.5-16	14.00	14.49	71.20	92.90	97.90	48.00	16.00	20.00	1
48173015	●	PXDZ145-5D-144.5-16	14.50	14.99	73.70	96.00	101.00	48.00	16.00	20.00	2
48173016	●	PXDZ150-5D-149.5-20	15.00	15.99	77.50	97.10	103.60	50.00	20.00	25.00	3
48173017	●	PXDZ160-5D-155.5-20	16.00	16.99	82.50	103.70	110.20	50.00	20.00	25.00	4
48173018	●	PXDZ170-5D-162.5-20	17.00	17.99	87.50	110.80	117.30	50.00	20.00	25.00	5
48173019	●	PXDZ180-5D-174.5-25	18.00	18.99	92.50	117.40	123.90	56.00	25.00	32.00	6
48173020	●	PXDZ190-5D-180.5-25	19.00	19.99	97.50	123.40	129.90	56.00	25.00	32.00	7
48173021	●	PXDZ200-5D-186.5-25	20.00	20.99	102.50	130.10	136.60	56.00	25.00	32.00	8
48173022	●	PXDZ210-5D-196.5-32	21.00	21.99	107.50	136.70	143.20	60.00	32.00	42.00	9
48173023	●	PXDZ220-5D-202.5-32	22.00	22.99	112.50	142.80	149.30	60.00	32.00	42.00	10
48173024	●	PXDZ230-5D-208.5-32	23.00	23.99	117.50	149.40	155.90	60.00	32.00	42.00	11
48173025	●	PXDZ240-5D-215.5-32	24.00	24.99	122.50	156.40	162.90	60.00	32.00	42.00	12
48173026	●	PXDZ250-5D-220.5-32	25.00	25.99	127.50	162.00	168.50	60.00	32.00	42.00	13

● Stocked ○ Available Upon Request; MOQ May Apply ▲ Globally Stocked
Note: Driver included with body.



DESIGNATION EXPLANATION

PXDZ 140-3D-113.5-16



See Full Detail on Page 360

P				K	N			H
Steel					Cast Iron	Non-Ferrous		Hardened Steel
Carbon Steel			Alloy Steel			Aluminum		
Low	Medium	High			6061	Casting		~35 HRC
1010	1035	1065	4140		7075			
1018	1045		4340					
○	○	○	○	○	○	○	○	○

Material recommendation based on drill heads compatible with this tool body.

○ Good ○ Best

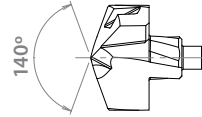




List 78PXD

OSG PHOENIX® PXD Exchangeable Heads

SPEED FEED		PACKED
361		1 PIECE



EDP Number	Specification	Designation	Head Size (D)			Head Size	Grade	
			Fractional Size	Metric	Inch			
7831140	●	PC	PXDH1400-PC	-	14.00	0.55118	1	XP3425
52401000	●	PC	PXDH5625-PC	9/16	14.29	0.56250	1	XP3425
7831145	●	PC	PXDH1450-PC	-	14.50	0.57087	2	XP3425
52401014	●	PC	PXDH5781-PC	37/64	14.68	0.57813	2	XP3425
7831351	●	PC	PXDH1495-PC	-	14.95	0.58858	2	XP3425
7831150	●	PC	PXDH1500-PC	-	15.00	0.59055	3	XP3425
52401001	●	PC	PXDH5938-PC	19/32	15.08	0.59375	3	XP3425
7831352	●	PC	PXDH1525-PC	-	15.25	0.60039	3	XP3425
52401015	●	PC	PXDH6094-PC	39/64	15.48	0.60938	3	XP3425
7831155	●	PC	PXDH1550-PC	-	15.50	0.61024	3	XP3425
52401002	●	PC	PXDH6250-PC	5/8	15.88	0.62500	3	XP3425
7831160	●	PC	PXDH1600-PC	-	16.00	0.62992	4	XP3425
52401016	●	PC	PXDH6406-PC	41/64	16.27	0.64063	4	XP3425
7831165	●	PC	PXDH1650-PC	-	16.50	0.64961	4	XP3425
52401003	●	PC	PXDH6563-PC	21/32	16.67	0.65625	4	XP3425
7831167	●	PC	PXDH1670-PC	-	16.70	0.65748	4	XP3425
7831170	●	PC	PXDH1700-PC	-	17.00	0.66929	5	XP3425
52401017	●	PC	PXDH6719-PC	43/64	17.07	0.67188	5	XP3425
7831353	●	PC	PXDH1725-PC	-	17.25	0.67913	5	XP3425
52401004	●	PC	PXDH6875-PC	11/16	17.46	0.68750	5	XP3425
7831175	●	PC	PXDH1750-PC	-	17.50	0.68898	5	XP3425
52401018	●	PC	PXDH7031-PC	45/64	17.86	0.70313	5	XP3425
7831180	●	PC	PXDH1800-PC	-	18.00	0.70866	6	XP3425
52401005	●	PC	PXDH7188-PC	23/32	18.26	0.71875	6	XP3425
7831185	●	PC	PXDH1850-PC	-	18.50	0.72835	6	XP3425
52401019	●	PC	PXDH7344-PC	47/64	18.65	0.73438	6	XP3425
7831187	●	PC	PXDH1870-PC	-	18.70	0.73622	6	XP3425
7831190	●	PC	PXDH1900-PC	-	19.00	0.74803	7	XP3425
52401006	●	PC	PXDH7500-PC	3/4	19.05	0.75000	7	XP3425
7831354	●	PC	PXDH1925-PC	-	19.25	0.75787	7	XP3425
52401020	●	PC	PXDH7656-PC	49/64	19.45	0.76563	7	XP3425
7831195	●	PC	PXDH1950-PC	-	19.50	0.76772	7	XP3425
52401007	●	PC	PXDH7813-PC	25/32	19.84	0.78125	7	XP3425
7831200	●	PC	PXDH2000-PC	-	20.00	0.78740	8	XP3425
52401021	●	PC	PXDH7969-PC	51/64	20.24	0.79688	8	XP3425
7831205	●	PC	PXDH2050-PC	-	20.50	0.80709	8	XP3425
52401008	●	PC	PXDH8125-PC	13/16	20.64	0.81250	8	XP3425
7831207	●	PC	PXDH2070-PC	-	20.70	0.81496	8	XP3425
7831210	●	PC	PXDH2100-PC	-	21.00	0.82677	9	XP3425
52401022	●	PC	PXDH8281-PC	53/64	21.03	0.82813	9	XP3425
7831355	●	PC	PXDH2125-PC	-	21.25	0.83661	9	XP3425
52401009	●	PC	PXDH8438-PC	27/32	21.43	0.84375	9	XP3425
7831215	●	PC	PXDH2150-PC	-	21.50	0.84646	9	XP3425
52401023	●	PC	PXDH8594-PC	55/64	21.83	0.85938	9	XP3425
7831220	●	PC	PXDH2200-PC	-	22.00	0.86614	10	XP3425
52401010	●	PC	PXDH8750-PC	7/8	22.23	0.87500	10	XP3425
7831224	●	PC	PXDH2240-PC	-	22.40	0.88189	10	XP3425
7831225	●	PC	PXDH2250-PC	-	22.50	0.88583	10	XP3425
52401024	●	PC	PXDH8906-PC	57/64	22.62	0.89063	10	XP3425
7831230	●	PC	PXDH2300-PC	-	23.00	0.90551	11	XP3425
52401011	●	PC	PXDH9063-PC	29/32	23.02	0.90625	11	XP3425
7831356	●	PC	PXDH2325-PC	-	23.25	0.91535	11	XP3425

● Stocked ○ Available Upon Request; MOQ May Apply ▲ Globally Stocked





List 78PXD (Continued)

OSG PHOENIX® PXD Exchangeable Heads

SPEED FEED		PACKED
361		1 PIECE

EDP Number	Specification	Designation	Head Size (D)			Head Size	Grade
			Fractional Size	Metric	Inch		
52401025	● PC	PXDH9219-PC	59/64	23.42	0.92188	11	XP3425
7831235	● PC	PXDH2350-PC	-	23.50	0.92520	11	XP3425
52401012	● PC	PXDH9375-PC	15/16	23.81	0.93750	11	XP3425
7831240	● PC	PXDH2400-PC	-	24.00	0.94488	12	XP3425
52401026	● PC	PXDH9531-PC	61/64	24.21	0.95313	12	XP3425
7831245	● PC	PXDH2450-PC	-	24.50	0.96457	12	XP3425
52401013	● PC	PXDH9688-PC	31/32	24.61	0.96875	12	XP3425
7831250	● PC	PXDH2500-PC	-	25.00	0.98425	13	XP3425
52401027	● PC	PXDH9844-PC	63/64	25.00	0.98438	13	XP3425
7831254	● PC	PXDH2540-PC	1	25.40	1.00000	13	XP3425

● Stocked ○ Available Upon Request; MOQ May Apply ▲ Globally Stocked



ABOUT OSG

DRILLING

THREADING

MILLING

HOLDERS

INDEX

DESIGNATION EXPLANATION

PXDH 1400-PC-XP3425



See Full Detail on Page 358-359

P			Alloy Steel	K	N		H	
Steel					Non-Ferrous			Hardened Steel
Carbon Steel		High			Aluminum			
Low	Medium		High	4140	Cast Iron	6061	Casting	~35 HRC
1010	1035	1065	4340	7075				
○	○	○	○	○			○	

○ Good ○ Best

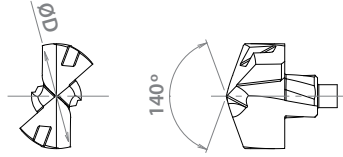




List 78PXD (Continued)

OSG PHOENIX® PXD Exchangeable Heads

SPEED FEED		PACKED
361		1 PIECE



EDP Number	Specification	Designation	Head Size (D)			Head Size	Grade	
			Fractional Size	Metric	Inch			
7831440	●	KC	PXDH1400-KC	-	14.00	0.55118	1	XP1425
52402000	●	KC	PXDH5625-KC	9/16	14.29	0.56250	1	XP1425
7831445	●	KC	PXDH1450-KC	-	14.50	0.57087	2	XP1425
52402014	●	KC	PXDH5781-KC	37/64	14.68	0.57813	2	XP1425
7831450	●	KC	PXDH1500-KC	-	15.00	0.59055	3	XP1425
52402001	●	KC	PXDH5938-KC	19/32	15.08	0.59375	3	XP1425
52402015	●	KC	PXDH6094-KC	39/64	15.48	0.60938	3	XP1425
7831455	●	KC	PXDH1550-KC	-	15.50	0.61024	3	XP1425
52402002	●	KC	PXDH6250-KC	5/8	15.88	0.62500	3	XP1425
7831460	●	KC	PXDH1600-KC	-	16.00	0.62992	4	XP1425
52402016	●	KC	PXDH6406-KC	41/64	16.27	0.64063	4	XP1425
7831465	●	KC	PXDH1650-KC	-	16.50	0.64961	4	XP1425
52402003	●	KC	PXDH6563-KC	21/32	16.67	0.65625	4	XP1425
7831467	●	KC	PXDH1670-KC	-	16.70	0.65748	4	XP1425
7831470	●	KC	PXDH1700-KC	-	17.00	0.66929	5	XP1425
52402017	●	KC	PXDH6719-KC	43/64	17.07	0.67188	5	XP1425
52402004	●	KC	PXDH6875-KC	11/16	17.46	0.68750	5	XP1425
7831475	●	KC	PXDH1750-KC	-	17.50	0.68898	5	XP1425
52402018	●	KC	PXDH7031-KC	45/64	17.86	0.70313	5	XP1425
7831480	●	KC	PXDH1800-KC	-	18.00	0.70866	6	XP1425
52402005	●	KC	PXDH7188-KC	23/32	18.26	0.71875	6	XP1425
7831485	●	KC	PXDH1850-KC	-	18.50	0.72835	6	XP1425
52402019	●	KC	PXDH7344-KC	47/64	18.65	0.73438	6	XP1425
7831487	●	KC	PXDH1870-KC	-	18.70	0.73622	6	XP1425
7831490	●	KC	PXDH1900-KC	-	19.00	0.74803	7	XP1425
52402006	●	KC	PXDH7500-KC	3/4	19.05	0.75000	7	XP1425
52402020	●	KC	PXDH7656-KC	49/64	19.45	0.76563	7	XP1425
7831495	●	KC	PXDH1950-KC	-	19.50	0.76772	7	XP1425
52402007	●	KC	PXDH7813-KC	25/32	19.84	0.78125	7	XP1425
7831500	●	KC	PXDH2000-KC	-	20.00	0.78740	8	XP1425
52402021	●	KC	PXDH7969-KC	51/64	20.24	0.79688	8	XP1425
7831505	●	KC	PXDH2050-KC	-	20.50	0.80709	8	XP1425
52402008	●	KC	PXDH8125-KC	13/16	20.64	0.81250	8	XP1425
7831507	●	KC	PXDH2070-KC	-	20.70	0.81496	8	XP1425
7831510	●	KC	PXDH2100-KC	-	21.00	0.82677	9	XP1425
52402022	●	KC	PXDH8281-KC	53/64	21.03	0.82813	9	XP1425
52402009	●	KC	PXDH8438-KC	27/32	21.43	0.84375	9	XP1425
7831515	●	KC	PXDH2150-KC	-	21.50	0.84646	9	XP1425
52402023	●	KC	PXDH8594-KC	55/64	21.83	0.85938	9	XP1425
7831520	●	KC	PXDH2200-KC	-	22.00	0.86614	10	XP1425
52402010	●	KC	PXDH8750-KC	7/8	22.23	0.87500	10	XP1425
7831524	●	KC	PXDH2240-KC	-	22.40	0.88189	10	XP1425
7831525	●	KC	PXDH2250-KC	-	22.50	0.88583	10	XP1425
52402024	●	KC	PXDH8906-KC	57/64	22.62	0.89063	10	XP1425
7831530	●	KC	PXDH2300-KC	-	23.00	0.90551	11	XP1425
52402011	●	KC	PXDH9063-KC	29/32	23.02	0.90625	11	XP1425
52402025	●	KC	PXDH9219-KC	59/64	23.42	0.92188	11	XP1425
7831535	●	KC	PXDH2350-KC	-	23.50	0.92520	11	XP1425
52402012	●	KC	PXDH9375-KC	15/16	23.81	0.93750	11	XP1425
7831540	●	KC	PXDH2400-KC	-	24.00	0.94488	12	XP1425
52402026	●	KC	PXDH9531-KC	61/64	24.21	0.95313	12	XP1425
7831545	●	KC	PXDH2450-KC	-	24.50	0.96457	12	XP1425

● Stocked ○ Available Upon Request; MOQ May Apply ▲ Globally Stocked





List 78PXD (Continued)

OSG PHOENIX® PXD Exchangeable Heads

SPEED FEED 361		PACKED 1 PIECE
--------------------------	--	--------------------------

EDP Number	Specification	Designation	Head Size (D)			Head Size	Grade
			Fractional Size	Metric	Inch		
52402013	● KC	PXDH9688-KC	31/32	24.61	0.96875	12	XP1425
7831550	● KC	PXDH2500-KC	-	25.00	0.98425	13	XP1425
52402027	● KC	PXDH9844-KC	63/64	25.00	0.98438	13	XP1425
7831554	● KC	PXDH2540-KC	1.00	25.40	1.00000	13	XP1425

● Stocked ○ Available Upon Request; MOQ May Apply ▲ Globally Stocked



ABOUT OSG

DRILLING

THREADING

MILLING

HOLDERS

INDEX

DESIGNATION EXPLANATION

PXDH 1400-PC-XP3425



See Full Detail on Page 358-359

P			Alloy Steel	K	N		H	
Steel					Non-Ferrous			Hardened Steel
Carbon Steel		High			Aluminum			
Low	Medium			4140	Cast Iron	6061	Casting	~35 HRC
1010	1035	1065	4340	7075				
○	○	○	○	◎			○	

○ Good ◎ Best

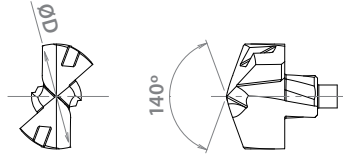




List 78PXD (Continued)

OSG PHOENIX® PXD Exchangeable Heads

SPEED FEED		PACKED
361		1 PIECE



EDP Number	Specification	Designation	Head Size (D)			Head Size	Grade	
			Fractional Size	Metric	Inch			
7831740	●	NC	PXDH1400-NC	-	14.00	0.55118	1	CF225
52403000	●	NC	PXDH5625-NC	9/16	14.29	0.56250	1	CF225
7831745	●	NC	PXDH1450-NC	-	14.50	0.57087	2	CF225
52403014	●	NC	PXDH5781-NC	37/64	14.68	0.57813	2	CF225
7831750	●	NC	PXDH1500-NC	-	15.00	0.59055	3	CF225
52403001	●	NC	PXDH5938-NC	19/32	15.08	0.59375	3	CF225
52403015	●	NC	PXDH6094-NC	39/64	15.48	0.60938	3	CF225
7831755	●	NC	PXDH1550-NC	-	15.50	0.61024	3	CF225
52403002	●	NC	PXDH6250-NC	5/8	15.88	0.62500	3	CF225
7831760	●	NC	PXDH1600-NC	-	16.00	0.62992	4	CF225
52403016	●	NC	PXDH6406-NC	41/64	16.27	0.64063	4	CF225
7831765	●	NC	PXDH1650-NC	-	16.50	0.64961	4	CF225
52403003	●	NC	PXDH6563-NC	21/32	16.67	0.65625	4	CF225
7831767	●	NC	PXDH1670-NC	-	16.70	0.65748	4	CF225
7831770	●	NC	PXDH1700-NC	-	17.00	0.66929	5	CF225
52403017	●	NC	PXDH6719-NC	43/64	17.07	0.67188	5	CF225
52403004	●	NC	PXDH6875-NC	11/16	17.46	0.68750	5	CF225
7831775	●	NC	PXDH1750-NC	-	17.50	0.68898	5	CF225
52403018	●	NC	PXDH7031-NC	45/64	17.86	0.70313	5	CF225
7831780	●	NC	PXDH1800-NC	-	18.00	0.70866	6	CF225
52403005	●	NC	PXDH7188-NC	23/32	18.26	0.71875	6	CF225
7831785	●	NC	PXDH1850-NC	-	18.50	0.72835	6	CF225
52403019	●	NC	PXDH7344-NC	47/64	18.65	0.73438	6	CF225
7831787	●	NC	PXDH1870-NC	-	18.70	0.73622	6	CF225
7831790	●	NC	PXDH1900-NC	-	19.00	0.74803	7	CF225
52403006	●	NC	PXDH7500-NC	3/4	19.05	0.75000	7	CF225
52403020	●	NC	PXDH7656-NC	49/64	19.45	0.76563	7	CF225
7831795	●	NC	PXDH1950-NC	-	19.50	0.76772	7	CF225
52403007	●	NC	PXDH7813-NC	25/32	19.84	0.78125	7	CF225
7831800	●	NC	PXDH2000-NC	-	20.00	0.78740	8	CF225
52403021	●	NC	PXDH7969-NC	51/64	20.24	0.79688	8	CF225
7831805	●	NC	PXDH2050-NC	-	20.50	0.80709	8	CF225
52403008	●	NC	PXDH8125-NC	13/16	20.64	0.81250	8	CF225
7831807	●	NC	PXDH2070-NC	-	20.70	0.81496	8	CF225
7831810	●	NC	PXDH2100-NC	-	21.00	0.82677	9	CF225
52403022	●	NC	PXDH8281-NC	53/64	21.03	0.82813	9	CF225
52403009	●	NC	PXDH8438-NC	27/32	21.43	0.84375	9	CF225
7831815	●	NC	PXDH2150-NC	-	21.50	0.84646	9	CF225
52403023	●	NC	PXDH8594-NC	55/64	21.83	0.85938	9	CF225
7831820	●	NC	PXDH2200-NC	-	22.00	0.86614	10	CF225
52403010	●	NC	PXDH8750-NC	7/8	22.23	0.87500	10	CF225
7831824	●	NC	PXDH2240-NC	-	22.40	0.88189	10	CF225
7831825	●	NC	PXDH2250-NC	-	22.50	0.88583	10	CF225
52403024	●	NC	PXDH8906-NC	57/64	22.62	0.89063	10	CF225
7831830	●	NC	PXDH2300-NC	-	23.00	0.90551	11	CF225
52403011	●	NC	PXDH9063-NC	29/32	23.02	0.90625	11	CF225
52403025	●	NC	PXDH9219-NC	59/64	23.42	0.92188	11	CF225
7831835	●	NC	PXDH2350-NC	-	23.50	0.92520	11	CF225
52403012	●	NC	PXDH9375-NC	15/16	23.81	0.93750	11	CF225
7831840	●	NC	PXDH2400-NC	-	24.00	0.94488	12	CF225
52403026	●	NC	PXDH9531-NC	61/64	24.21	0.95313	12	CF225
7831845	●	NC	PXDH2450-NC	-	24.50	0.96457	12	CF225

● Stocked ○ Available Upon Request; MOQ May Apply ▲ Globally Stocked





List 78PXD (Continued)

OSG PHOENIX[®] PXD Exchangeable Heads

SPEED FEED		PACKED
361		1 PIECE

EDP Number	Specification	Designation	Head Size (D)			Head Size	Grade
			Fractional Size	Metric	Inch		
52403013	● NC	PXDH9688-NC	31/32	24.61	0.96875	12	CF225
7831850	● NC	PXDH2500-NC	-	25.00	0.98425	13	CF225
52403027	● NC	PXDH9844-NC	63/64	25.00	0.98438	13	CF225
7831854	● NC	PXDH2540-NC	1.00	25.40	1.00000	13	CF225

● Stocked ○ Available Upon Request; MOQ May Apply ▲ Globally Stocked



ABOUT OSG

DRILLING

THREADING

MILLING

HOLDERS

INDEX

DESIGNATION EXPLANATION

PXDH 1400-PC-XP3425



See Full Detail on Page 358-359

P			K	N		H
Steel				Non-Ferrous		Hardened Steel
Carbon Steel		Alloy Steel		Aluminum		
Low	Medium		High	Cast Iron	6061	Casting
1010	1035	1065	7075			
1018	1045					


○ Good ⊙ Best



List 7808H

OSG PHOENIX® PXD Accessories

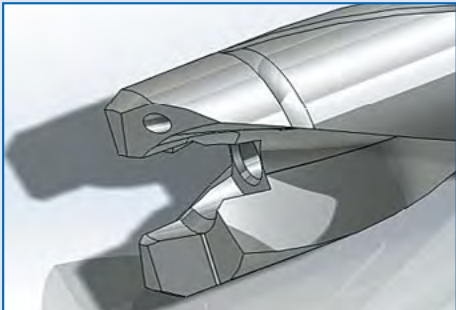
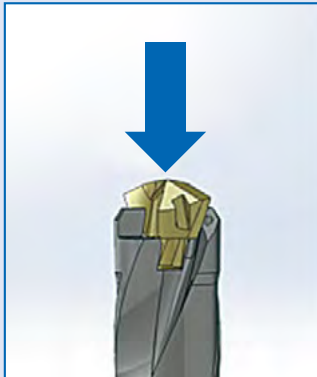
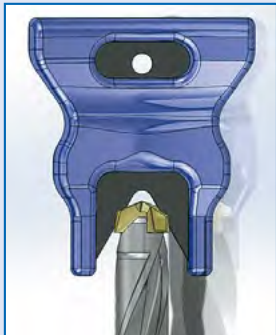
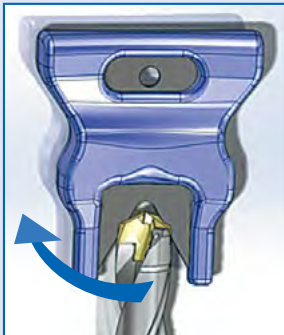
PACKED
1 PIECE

Appearance	EDP No.		Designation	Sheet Thickness (mm)	Applicable Head		
					Size	Inch	mm
 Driver	7808282	●	PXDP1400-1890	1.5	1-6	Ø0.551-0.744	Ø14.0-18.9
	7808283	●	PXDP1900-2299	1.8	7-10	Ø0.748-0.901	Ø19.0-22.9
	7808284	●	PXDP2300-2699	2	11-13	Ø0.905-1.059	Ø23.0-26.9

● Stocked ○ Available Upon Request; MOQ May Apply ▲ Globally Stocked



Mounting Procedure

Step 1	Step 2
 <p>Clean attachment area with an air nozzle. Any leftover cutting chips may prevent the head from being mounted properly and may cause damage to the tool.</p>	 <p>Manually attach the head.</p>
Step 3	Step 4
 <p>Insert the flat metal portion of the designated driver into the groove of the head. Insert the driver firmly into the groove. If the insertion of the designated driver is too shallow, it could damage the flutes.</p>	 <p>Turn the driver clockwise and mount the head onto the body. Mount it firmly and make sure that there is no gap in the area between the head and the body.</p>

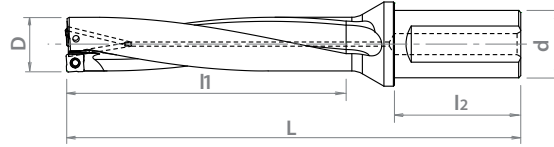




List 52502

OSG PHOENIX® P2D, Flat Shank

SPEED FEED	INSERTS	ACCS.	STEEL	2 FLUTE	PACKED
362	282-283	284			1 PIECE



EDP Number	Designation	Diameter	Drilling Depth	Overall Length	Shank Diameter	Shank Length	Applicable Insert
		D (in)	L1 (in)	L (in)	d (in)	L2 (in)	
52502063	P2D0484FS075A03	0.484	0.969	3.449	0.750	1.969	XCMT03
52502064	P2D0500FS075A03	0.500	1.000	3.480	0.750	1.969	XCMT03
52502065	P2D0516FS075A03	0.516	1.031	3.512	0.750	1.969	XCMT03
52502066	P2D0531FS075A03	0.531	1.063	3.543	0.750	1.969	XCMT03
52502067	P2D0547FS075A03	0.547	1.094	3.574	0.750	1.969	XCMT03
52502068	P2D0563FS075A03	0.563	1.125	3.605	0.750	1.969	XCMT03
52502069	P2D0578FS075A03	0.578	1.156	3.637	0.750	1.969	XCMT03
52502026	P2D0594FS075A04	0.594	1.188	3.747	0.750	1.969	XCMT04
52502028	P2D0641FS075A04	0.605	1.281	3.841	0.750	1.969	XCMT04
52502027	P2D0609FS075A04	0.609	1.219	3.777	0.750	1.969	XCMT04
52502008	P2D0625FS075A04	0.625	1.250	3.809	0.750	1.969	XCMT04
52502009	P2D0656FS075A04	0.656	1.313	3.871	0.750	1.969	XCMT04
52502029	P2D0672FS075A05	0.672	1.344	4.021	0.750	1.969	XCMT05
52502010	P2D0688FS075A05	0.688	1.375	4.053	0.750	1.969	XCMT05
52502030	P2D0703FS075A05	0.703	1.406	4.883	0.750	1.969	XCMT05
52502031	P2D0719FS100A05	0.719	1.438	4.352	1.000	2.205	XCMT05
52502032	P2D0734FS100A05	0.734	1.469	4.381	1.000	2.205	XCMT05
52502011	P2D0750FS100A06	0.750	1.500	4.413	1.000	2.205	XCMT06
52502033	P2D0766FS100A06	0.766	1.531	4.445	1.000	2.205	XCMT06
52502034	P2D0781FS100A06	0.781	1.563	4.475	1.000	2.205	XCMT06
52502035	P2D0797FS100A06	0.797	1.594	4.507	1.000	2.205	XCMT06
52502012	P2D0812FS100A06	0.813	1.625	4.537	1.000	2.205	XCMT06
52502036	P2D0828FS100A07	0.828	1.656	4.766	1.000	2.205	XCMT07
52502037	P2D0844FS100A07	0.844	1.688	4.798	1.000	2.205	XCMT07
52502038	P2D0859FS100A07	0.859	1.719	4.828	1.000	2.205	XCMT07
52502000	P2D0875FS100A07	0.875	1.750	4.860	1.000	2.205	XCMT07
52502039	P2D0891FS100A07	0.891	1.781	4.892	1.000	2.205	XCMT07
52502040	P2D0906FS100A07	0.906	1.813	4.992	1.000	2.205	XCMT07
52502041	P2D0922FS100A07	0.922	1.844	4.954	1.000	2.205	XCMT07
52502001	P2D0937FS125A07	0.938	1.875	5.142	1.250	2.362	XCMT07
52502042	P2D0953FS125A07	0.953	1.906	5.174	1.250	2.362	XCMT07
52502043	P2D0969FS125A07	0.969	1.938	5.206	1.250	2.362	XCMT07
52502044	P2D0984FS125A08	0.984	1.969	5.236	1.250	2.362	XCMT08
52502002	P2D1000FS125A08	1.000	2.000	5.268	1.250	2.362	XCMT08
52502045	P2D1031FS125A08	1.031	2.063	5.330	1.250	2.362	XCMT08

● Stocked ○ Available Upon Request; MOQ May Apply ▲ Globally Stocked



DESIGNATION EXPLANATION

P2D-0484-FS-075-A-03



See Full Detail on Page 360

CONTINUED ➔

P	M	K	N	S	H
Steel	Stainless Steel	Cast Iron	Non-Ferrous	HRSA	Hardened Steel
○	○	○	○	○	○

Material recommendation based on inserts compatible with this tool body.

○ Good ○ Best

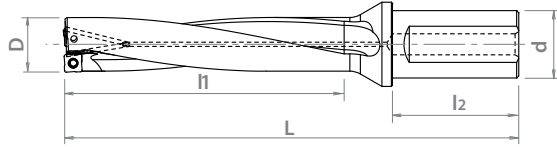




List 52502 (Continued)

OSG PHOENIX® P2D, Flat Shank

SPEED FEED	INSERTS	ACCS.	STEEL	2 FLUTE	PACKED
362	282-283	284			1 PIECE



EDP Number	Designation	Diameter	Drilling Depth	Overall Length	Shank Diameter	Shank Length	Applicable Insert
		D (in)	l1 (in)	L (in)	d (in)	l2 (in)	
52502003	● P2D1062FS125A08	1.063	2.125	5.392	1.250	2.362	XCMT08
52502046	● P2D1094FS125A08	1.094	2.188	5.456	1.250	2.362	XCMT08
52502004	● P2D1125FS125A08	1.125	2.250	5.518	1.250	2.362	XCMT08
52502047	● P2D1156FS125A09	1.156	2.313	5.580	1.250	2.362	XCMT09
52502005	● P2D1187FS125A09	1.188	2.375	5.642	1.250	2.362	XCMT09
52502048	● P2D1219FS125A09	1.219	2.438	5.706	1.250	2.362	XCMT09
52502006	● P2D1250FS125A09	1.250	2.500	5.768	1.250	2.362	XCMT09
52502049	● P2D1281FS150A09	1.281	2.563	6.223	1.500	2.756	XCMT09
52502007	● P2D1312FS150A09	1.313	2.625	6.285	1.500	2.756	XCMT09
52502050	● P2D1344FS150A10	1.344	2.688	6.350	1.500	2.756	XCMT10
52502013	● P2D1375FS150A10	1.375	2.750	6.411	1.500	2.756	XCMT10
52502051	● P2D1406FS150A10	1.406	2.813	6.473	1.500	2.756	XCMT10
52502014	● P2D1437FS150A10	1.438	2.875	6.535	1.500	2.756	XCMT10
52502052	● P2D1469FS150A10	1.469	2.938	6.600	1.500	2.756	XCMT10
52502015	● P2D1500FS150A10	1.500	3.000	6.661	1.500	2.756	XCMT10
52502053	● P2D1531FS150A10	1.531	3.063	6.723	1.500	2.756	XCMT10
52502016	● P2D1563FS150A12	1.563	3.125	7.063	1.500	2.756	XCMT12
52502054	● P2D1594FS150A12	1.594	3.188	7.125	1.500	2.756	XCMT12
52502017	● P2D1625FS150A12	1.625	3.250	7.187	1.500	2.756	XCMT12
52502055	● P2D1656FS150A12	1.656	3.313	7.249	1.500	2.756	XCMT12
52502018	● P2D1688FS150A12	1.688	3.375	7.313	1.500	2.756	XCMT12
52502056	● P2D1719FS150A12	1.719	3.438	7.375	1.500	2.756	XCMT12
52502019	● P2D1750FS150A12	1.750	3.500	7.437	1.500	2.756	XCMT12
52502057	● P2D1781FS150A13	1.781	3.563	7.499	1.500	2.756	XCMT13
52502058	● P2D1813FS150A13	1.813	3.625	7.563	1.500	2.756	XCMT13
52502059	● P2D1844FS150A13	1.844	3.688	7.625	1.500	2.756	XCMT13
52502020	● P2D1875FS150A13	1.875	3.750	7.687	1.500	2.756	XCMT13
52502060	● P2D1906FS150A13	1.906	3.813	7.749	1.500	2.756	XCMT13
52502061	● P2D1938FS150A13	1.938	3.875	7.813	1.500	2.756	XCMT13
52502062	● P2D1969FS150A14	1.969	3.938	7.875	1.500	2.756	XCMT14
52502021	● P2D2000FS150A14	2.000	4.000	7.937	1.500	2.756	XCMT14
52502022	● P2D2125FS150A14	2.125	4.250	8.187	1.500	2.756	XCMT14
52502023	● P2D2250FS150A16	2.250	4.500	8.437	1.500	2.756	XCMT16
52502024	● P2D2375FS150A16	2.375	4.750	8.687	1.500	2.756	XCMT16
52502025	● P2D2500FS150A16	2.500	5.000	8.937	1.500	2.756	XCMT16

● Stocked ○ Available Upon Request; MOQ May Apply ▲ Globally Stocked



DESIGNATION EXPLANATION

P2D-0484-FS-075-A-03



See Full Detail on Page 360

P	M	K	N	S	H
Steel	Stainless Steel	Cast Iron	Non-Ferrous	HRSA	Hardened Steel
○	○	○	○	○	○

Material recommendation based on inserts compatible with this tool body.

○ Good ○ Best

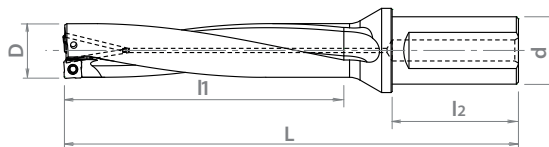




List 78031

OSG PHOENIX® P2D, Flat Shank

SPEED FEED	INSERTS	ACCS.	STEEL	2 FLUTE	PACKED
362	282-283	284			1 PIECE



EDP Number	Designation	Diameter	Drilling Depth	Overall Length	Shank Diameter	Shank Length	Applicable Insert
		D (mm)	l1 (mm)	L (mm)	d (mm)	l2 (mm)	
7803180	P2D1200FS20M03	12.000	24.000	87.000	20.000	50.000	XCMT03
7803181	P2D1250FS20M03	12.500	25.000	88.000	20.000	50.000	XCMT03
7803182	P2D1300FS20M03	13.000	26.000	89.000	20.000	50.000	XCMT03
7803183	P2D1350FS20M03	13.500	27.000	90.000	20.000	50.000	XCMT03
7803184	P2D1400FS20M03	14.000	28.000	91.000	20.000	50.000	XCMT03
7803185	P2D1450FS20M03	14.500	29.000	92.000	20.000	50.000	XCMT03
7803117	P2D1500FS20M04	15.000	30.000	95.000	20.000	50.000	XCMT04
7803118	P2D1550FS20M04	15.500	31.000	96.000	20.000	50.000	XCMT04
7803119	P2D1600FS20M04	16.000	32.000	97.000	20.000	50.000	XCMT04
7803120	P2D1650FS20M04	16.500	33.000	98.000	20.000	50.000	XCMT04
7803121	P2D1700FS20M05	17.000	34.000	102.000	20.000	50.000	XCMT05
7803122	P2D1750FS20M05	17.500	35.000	103.000	20.000	50.000	XCMT05
7803190	P2D1750FS25M05	17.500	35.000	109.000	25.000	56.000	XCMT05
7803123	P2D1800FS25M05	18.000	36.000	110.000	25.000	56.000	XCMT05
7803124	P2D1850FS25M05	18.500	37.000	111.000	25.000	56.000	XCMT05
7803125	P2D1900FS25M06	19.000	38.000	112.000	25.000	56.000	XCMT06
7803126	P2D1950FS25M06	19.500	39.000	113.000	25.000	56.000	XCMT06
7803127	P2D2000FS25M06	20.000	40.000	114.000	25.000	56.000	XCMT06
7803128	P2D2050FS25M06	20.500	41.000	115.000	25.000	56.000	XCMT06
7803129	P2D2100FS25M07	21.000	42.000	121.000	25.000	56.000	XCMT07
7803130	P2D2150FS25M07	21.500	43.000	122.000	25.000	56.000	XCMT07
7803131	P2D2200FS25M07	22.000	44.000	123.000	25.000	56.000	XCMT07
7803132	P2D2250FS25M07	22.500	45.000	124.000	25.000	56.000	XCMT07
7803133	P2D2300FS25M07	23.000	46.000	125.000	25.000	56.000	XCMT07
7803134	P2D2350FS32M07	23.500	47.000	130.000	32.000	60.000	XCMT07
7803191	P2D2350FS25M07	23.500	47.000	126.000	25.000	56.000	XCMT07
7803135	P2D2400FS32M07	24.000	48.000	131.000	32.000	60.000	XCMT07
7803192	P2D2400FS25M07	24.000	48.000	127.000	25.000	56.000	XCMT07
7803136	P2D2450FS32M07	24.500	49.000	132.000	32.000	60.000	XCMT07
7803193	P2D2450FS25M07	24.500	49.000	128.000	25.000	56.000	XCMT07
7803137	P2D2500FS32M08	25.000	50.000	133.000	32.000	60.000	XCMT08
7803194	P2D2500FS25M08	25.000	50.000	129.000	25.000	56.000	XCMT08
7803138	P2D2550FS32M08	25.500	51.000	134.000	32.000	60.000	XCMT08
7803195	P2D2550FS25M08	25.500	51.000	130.000	25.000	56.000	XCMT08
7803139	P2D2600FS32M08	26.000	52.000	135.000	32.000	60.000	XCMT08

● Stocked ○ Available Upon Request; MOQ May Apply ▲ Globally Stocked



DESIGNATION EXPLANATION

P2D-1200-FS-20-M-03



See Full Detail on Page 360

CONTINUED ➔

P	M	K	N	S	H
Steel	Stainless Steel	Cast Iron	Non-Ferrous	HRSA	Hardened Steel
○	○	○	○	○	○

Material recommendation based on inserts compatible with this tool body.

○ Good ○ Best





List 78031 (Continued)

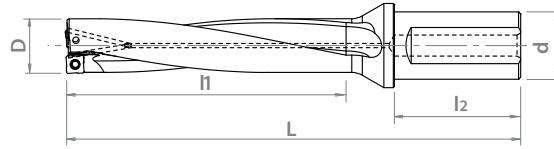
OSG PHOENIX® P2D, Flat Shank

SPEED
FEED
362INSERTS
282-283ACCS.
284

STEEL



2 FLUTE

PACKED
1 PIECE

EDP Number	Designation	Diameter	Drilling Depth	Overall Length	Shank Diameter	Shank Length	Applicable Insert
		D (mm)	l1 (mm)	L (mm)	d (mm)	l2 (mm)	
7803140	● P2D2650FS32M08	26.500	53.000	136.000	32.000	60.000	XCMT08
7803141	● P2D2700FS32M08	27.000	54.000	137.000	32.000	60.000	XCMT08
7803142	● P2D2800FS32M08	28.000	56.000	139.000	32.000	60.000	XCMT08
7803143	● P2D2850FS32M08	28.500	57.000	140.000	32.000	60.000	XCMT08
7803144	● P2D2900FS32M09	29.000	58.000	141.000	32.000	60.000	XCMT09
7803145	● P2D3000FS32M09	30.000	60.000	143.000	32.000	60.000	XCMT09
7803146	● P2D3100FS32M09	31.000	62.000	145.000	32.000	60.000	XCMT09
7803196	● P2D3100FS40M09	31.000	62.000	155.000	40.000	70.000	XCMT09
7803147	● P2D3200FS32M09	32.000	64.000	147.000	32.000	60.000	XCMT09
7803197	● P2D3200FS40M09	32.000	64.000	157.000	40.000	70.000	XCMT09
7803148	● P2D3300FS40M09	33.000	66.000	159.000	40.000	70.000	XCMT09
7803149	● P2D3350FS40M09	33.500	67.000	160.000	40.000	70.000	XCMT09
7803150	● P2D3400FS40M10	34.000	68.000	161.000	40.000	70.000	XCMT10
7803151	● P2D3500FS40M10	35.000	70.000	163.000	40.000	70.000	XCMT10
7803152	● P2D3600FS40M10	36.000	72.000	165.000	40.000	70.000	XCMT10
7803153	● P2D3700FS40M10	37.000	74.000	167.000	40.000	70.000	XCMT10
7803154	● P2D3800FS40M10	38.000	76.000	169.000	40.000	70.000	XCMT10
7803155	● P2D3900FS40M12	39.000	78.000	178.000	40.000	70.000	XCMT12
7803156	● P2D4000FS40M12	40.000	80.000	180.000	40.000	70.000	XCMT12
7803157	● P2D4100FS40M12	41.000	82.000	182.000	40.000	70.000	XCMT12
7803158	● P2D4200FS40M12	42.000	84.000	184.000	40.000	70.000	XCMT12
7803159	● P2D4300FS40M12	43.000	86.000	186.000	40.000	70.000	XCMT12
7803160	● P2D4400FS40M12	44.000	88.000	188.000	40.000	70.000	XCMT12
7803161	● P2D4500FS40M13	45.000	90.000	190.000	40.000	70.000	XCMT13
7803162	● P2D4600FS40M13	46.000	92.000	192.000	40.000	70.000	XCMT13
7803163	● P2D4700FS40M13	47.000	94.000	194.000	40.000	70.000	XCMT13
7803164	● P2D4800FS40M13	48.000	96.000	196.000	40.000	70.000	XCMT13
7803165	● P2D4900FS40M13	49.000	98.000	198.000	40.000	70.000	XCMT13
7803166	● P2D5000FS40M14	50.000	100.000	200.000	40.000	70.000	XCMT14
7803167	● P2D5100FS40M14	51.000	102.000	202.000	40.000	70.000	XCMT14
7803168	● P2D5200FS40M14	52.000	104.000	204.000	40.000	70.000	XCMT14
7803169	● P2D5300FS40M14	53.000	106.000	206.000	40.000	70.000	XCMT14
7803170	● P2D5400FS40M14	54.000	108.000	208.000	40.000	70.000	XCMT14
7803171	● P2D5500FS40M14	55.000	110.000	210.000	40.000	70.000	XCMT14
7803172	● P2D5600FS40M14	56.000	112.000	212.000	40.000	70.000	XCMT14

● Stocked ○ Available Upon Request; MOQ May Apply ▲ Globally Stocked





List 78031 (Continued)

OSG PHOENIX® P2D, Flat Shank



SPEED FEED	INSERTS	ACCS.	STEEL	2 FLUTE	PACKED
362	282-283	284			1 PIECE

EDP Number	Designation	Diameter	Drilling Depth	Overall Length	Shank Diameter	Shank Length	Applicable Insert
		D (mm)	l1 (mm)	L (mm)	d (mm)	l2 (mm)	
7803173	● P2D5700FS40M16	57.000	114.000	214.000	40.000	70.000	XCMT16
7803174	● P2D5800FS40M16	58.000	116.000	216.000	40.000	70.000	XCMT16
7803175	● P2D5900FS40M16	59.000	118.000	218.000	40.000	70.000	XCMT16
7803176	● P2D6000FS40M16	60.000	120.000	220.000	40.000	70.000	XCMT16
7803177	● P2D6100FS40M16	61.000	122.000	222.000	40.000	70.000	XCMT16
7803178	● P2D6200FS40M16	62.000	124.000	224.000	40.000	70.000	XCMT16
7803179	● P2D6300FS40M16	63.000	126.000	226.000	40.000	70.000	XCMT16

● Stocked ○ Available Upon Request; MOQ May Apply ▲ Globally Stocked



ABOUT OSG

DRILLING

THREADING

MILLING

HOLDERS

INDEX

DESIGNATION EXPLANATION

P2D-1200-FS-20-M-03



See Full Detail on Page 360

P	M	K	N	S	H
Steel	Stainless Steel	Cast Iron	Non-Ferrous	HRSA	Hardened Steel
○	○	○	○	○	○

Material recommendation based on inserts compatible with this tool body.

○ Good ○ Best

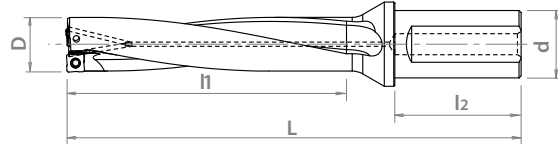




List 52503

OSG PHOENIX® P3D, Flat Shank

SPEED FEED	INSERTS	ACCS.	STEEL	2 FLUTE	PACKED
362	282-283	284			1 PIECE



ABOUT OSG

DRILLING

THREADING

MILLING

HOLDERS

INDEX

EDP Number	Designation	Diameter	Drilling Depth	Overall Length	Shank Diameter	Shank Length	Applicable Insert
		D (in)	l1 (in)	L (in)	d (in)	l2 (in)	
52503063	● P3D0484FS075A03	0.484	1.453	3.933	0.750	1.969	XCMT03
52503064	● P3D0500FS075A03	0.500	1.500	3.980	0.750	1.969	XCMT03
52503065	● P3D0516FS075A03	0.516	1.547	4.027	0.750	1.969	XCMT03
52503066	● P3D0531FS075A03	0.531	1.594	4.074	0.750	1.969	XCMT03
52503067	● P3D0547FS075A03	0.547	1.641	4.121	0.750	1.969	XCMT03
52503068	● P3D0563FS075A03	0.563	1.688	4.168	0.750	1.969	XCMT03
52503069	● P3D0578FS075A03	0.578	1.734	4.215	0.750	1.969	XCMT03
52503026	● P3D0594FS075A04	0.594	1.781	4.341	0.750	1.969	XCMT04
52503027	● P3D0609FS075A04	0.609	1.828	4.386	0.750	1.969	XCMT04
52503008	● P3D0625FS075A04	0.625	1.875	4.434	0.750	1.969	XCMT04
52503028	● P3D0641FS075A04	0.641	1.922	4.482	0.750	1.969	XCMT04
52503009	● P3D0656FS075A04	0.656	1.969	4.527	0.750	1.969	XCMT04
52503029	● P3D0672FS075A05	0.672	2.016	4.693	0.750	1.969	XCMT05
52503010	● P3D0688FS075A05	0.688	2.063	4.741	0.750	1.969	XCMT05
52503030	● P3D0703FS075A05	0.703	2.109	4.786	0.750	1.969	XCMT05
52503031	● P3D0719FS100A05	0.719	2.156	5.070	1.000	2.205	XCMT05
52503032	● P3D0734FS100A05	0.734	2.203	5.115	1.000	2.205	XCMT05
52503011	● P3D0750FS100A06	0.750	2.250	5.163	1.000	2.205	XCMT06
52503033	● P3D0766FS100A06	0.766	2.297	5.211	1.000	2.205	XCMT06
52503034	● P3D0781FS100A06	0.781	2.344	5.256	1.000	2.205	XCMT06
52503035	● P3D0797FS100A06	0.797	2.391	5.304	1.000	2.205	XCMT06
52503012	● P3D0812FS100A06	0.813	2.438	5.349	1.000	2.205	XCMT06
52503036	● P3D0828FS100A07	0.828	2.484	5.594	1.000	2.205	XCMT07
52503037	● P3D0844FS100A07	0.844	2.531	5.642	1.000	2.205	XCMT07
52503038	● P3D0859FS100A07	0.859	2.578	5.687	1.000	2.205	XCMT07
52503000	● P3D0875FS100A07	0.875	2.625	5.735	1.000	2.205	XCMT07
52503039	● P3D0891FS100A07	0.891	2.672	5.783	1.000	2.205	XCMT07
52503040	● P3D0906FS100A07	0.906	2.719	5.828	1.000	2.205	XCMT07
52503041	● P3D0922FS100A07	0.922	2.766	5.876	1.000	2.205	XCMT07
52503001	● P3D0937FS125A07	0.938	2.813	6.079	1.250	2.362	XCMT07
52503042	● P3D0953FS125A07	0.953	2.859	6.127	1.250	2.362	XCMT07
52503043	● P3D0969FS125A07	0.969	2.906	6.175	1.250	2.362	XCMT07
52503044	● P3D0984FS125A08	0.984	2.953	6.220	1.250	2.362	XCMT08
52503002	● P3D1000FS125A08	1.000	3.000	6.268	1.250	2.362	XCMT08
52503045	● P3D1031FS125A08	1.031	3.094	6.361	1.250	2.362	XCMT08
52503003	● P3D1062FS125A08	1.063	3.188	6.454	1.250	2.362	XCMT08
52503046	● P3D1094FS125A08	1.094	3.281	6.550	1.250	2.362	XCMT08
52503004	● P3D1125FS125A08	1.125	3.375	6.643	1.250	2.362	XCMT08
52503047	● P3D1156FS125A09	1.156	3.469	6.736	1.250	2.362	XCMT09
52503005	● P3D1187FS125A09	1.188	3.563	6.829	1.250	2.362	XCMT09
52503048	● P3D1219FS125A09	1.219	3.656	6.925	1.250	2.362	XCMT09
52503006	● P3D1250FS125A09	1.250	3.750	7.018	1.250	2.362	XCMT09
52503049	● P3D1281FS150A09	1.281	3.844	7.504	1.500	2.756	XCMT09
52503007	● P3D1312FS150A09	1.313	3.938	7.597	1.500	2.756	XCMT09
52503050	● P3D1344FS150A10	1.344	4.031	7.693	1.500	2.756	XCMT10
52503013	● P3D1375FS150A10	1.375	4.125	7.787	1.500	2.756	XCMT10
52503051	● P3D1406FS150A10	1.406	4.219	7.880	1.500	2.756	XCMT10
52503014	● P3D1437FS150A10	1.438	4.313	7.972	1.500	2.756	XCMT10
52503052	● P3D1469FS150A10	1.469	4.406	8.069	1.500	2.756	XCMT10
52503015	● P3D1500FS150A10	1.500	4.500	8.161	1.500	2.756	XCMT10
52503053	● P3D1531FS150A10	1.531	4.594	8.254	1.500	2.756	XCMT10
52503016	● P3D1563FS150A12	1.563	4.688	8.626	1.500	2.756	XCMT12

● Stocked ○ Available Upon Request; MOQ May Apply ▲ Globally Stocked





List 52503 (Continued)

OSG PHOENIX® P3D, Flat Shank



SPEED FEED
362

INSERTS
282-283

ACCS.
284

STEEL



2 FLUTE

PACKED
1 PIECE

EDP Number	Designation	Diameter	Drilling Depth	Overall Length	Shank Diameter	Shank Length	Applicable Insert
		D (in)	l1 (in)	L (in)	d (in)	l2 (in)	
52503054	● P3D1594FS150A12	1.594	4.781	8.719	1.500	2.756	XCMT12
52503017	● P3D1625FS150A12	1.625	4.875	8.812	1.500	2.756	XCMT12
52503055	● P3D1656FS150A12	1.656	4.969	8.905	1.500	2.756	XCMT12
52503018	● P3D1688FS150A12	1.688	5.063	9.001	1.500	2.756	XCMT12
52503056	● P3D1719FS150A12	1.719	5.156	9.094	1.500	2.756	XCMT12
52503019	● P3D1750FS150A12	1.750	5.250	9.187	1.500	2.756	XCMT12
52503057	● P3D1781FS150A13	1.781	5.344	9.280	1.500	2.756	XCMT13
52503058	● P3D1813FS150A13	1.813	5.438	9.376	1.500	2.756	XCMT13
52503059	● P3D1844FS150A13	1.844	5.531	9.469	1.500	2.756	XCMT13
52503020	● P3D1875FS150A13	1.875	5.625	9.562	1.500	2.756	XCMT13
52503060	● P3D1906FS150A13	1.906	5.719	9.655	1.500	2.756	XCMT13
52503061	● P3D1938FS150A13	1.938	5.813	9.751	1.500	2.756	XCMT13
52503062	● P3D1969FS150A14	1.969	5.906	9.844	1.500	2.756	XCMT14
52503021	● P3D2000FS150A14	2.000	6.000	9.937	1.500	2.756	XCMT14
52503022	● P3D2125FS150A14	2.125	6.375	10.312	1.500	2.756	XCMT14
52503023	● P3D2250FS150A16	2.250	6.750	10.687	1.500	2.756	XCMT16
52503024	● P3D2375FS150A16	2.375	7.125	11.062	1.500	2.756	XCMT16
52503025	● P3D2500FS150A16	2.500	7.500	11.437	1.500	2.756	XCMT16

● Stocked ○ Available Upon Request; MOQ May Apply ▲ Globally Stocked



DESIGNATION EXPLANATION

P3D-0484-FS-075-A-03



See Full Detail on Page 360

P	M	K	N	S	H
Steel	Stainless Steel	Cast Iron	Non-Ferrous	HRSA	Hardened Steel
○	○	○	○	○	○

Material recommendation based on inserts compatible with this tool body.

○ Good ○ Best

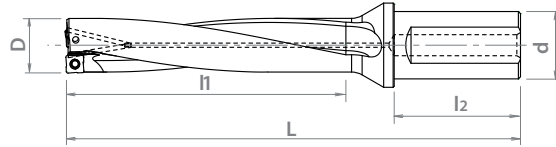




List 78032

OSG PHOENIX® P3D, Flat Shank

SPEED FEED	INSERTS	ACCS.	STEEL	2 FLUTE	PACKED
362	282-283	284			1 PIECE



ABOUT OSG

DRILLING

THREADING

MILLING

HOLDERS

INDEX

EDP Number	Designation	Diameter	Drilling Depth	Overall Length	Shank Diameter	Shank Length	Applicable Insert
		D (mm)	l1 (mm)	L (mm)	d (mm)	l2 (mm)	
7803210	P3D1200FS20M03	12.00	36.00	99.00	20.00	50.00	XCMT03
7803211	P3D1250FS20M03	12.50	37.50	100.50	20.00	50.00	XCMT03
7803212	P3D1270FS20M03	12.70	38.10	101.10	20.00	50.00	XCMT03
7803213	P3D1300FS20M03	13.00	39.00	102.00	20.00	50.00	XCMT03
7803214	P3D1350FS20M03	13.50	40.50	103.50	20.00	50.00	XCMT03
7803215	P3D1400FS20M03	14.00	42.00	105.00	20.00	50.00	XCMT03
7803216	P3D1450FS20M03	14.50	43.50	106.50	20.00	50.00	XCMT03
7803217	P3D1500FS20M04	15.00	45.00	110.00	20.00	50.00	XCMT04
7803218	P3D1550FS20M04	15.50	47.00	112.00	20.00	50.00	XCMT04
7803219	P3D1600FS20M04	16.00	48.00	113.00	20.00	50.00	XCMT04
7803220	P3D1650FS20M04	16.50	50.00	115.00	20.00	50.00	XCMT04
7803221	P3D1700FS20M05	17.00	51.00	119.00	20.00	50.00	XCMT05
7803222	P3D1750FS20M05	17.50	53.00	121.00	20.00	50.00	XCMT05
7803290	P3D1750FS25M05	17.50	53.00	127.00	25.00	56.00	XCMT05
7803223	P3D1800FS25M05	18.00	54.00	128.00	25.00	56.00	XCMT05
7803224	P3D1850FS25M05	18.50	56.00	130.00	25.00	56.00	XCMT05
7803225	P3D1900FS25M06	19.00	57.00	131.00	25.00	56.00	XCMT06
7803226	P3D1950FS25M06	19.50	59.00	133.00	25.00	56.00	XCMT06
7803227	P3D2000FS25M06	20.00	60.00	134.00	25.00	56.00	XCMT06
7803228	P3D2050FS25M06	20.50	62.00	136.00	25.00	56.00	XCMT06
7803229	P3D2100FS25M07	21.00	63.00	142.00	25.00	56.00	XCMT07
7803230	P3D2150FS25M07	21.50	65.00	144.00	25.00	56.00	XCMT07
7803231	P3D2200FS25M07	22.00	66.00	145.00	25.00	56.00	XCMT07
7803232	P3D2250FS25M07	22.50	68.00	147.00	25.00	56.00	XCMT07
7803233	P3D2300FS25M07	23.00	69.00	148.00	25.00	56.00	XCMT07
7803234	P3D2350FS32M07	23.50	71.00	154.00	32.00	60.00	XCMT07
7803291	P3D2350FS25M07	23.50	71.00	150.00	25.00	56.00	XCMT07
7803235	P3D2400FS32M07	24.00	72.00	155.00	32.00	60.00	XCMT07
7803292	P3D2400FS25M07	24.00	72.00	151.00	25.00	56.00	XCMT07
7803236	P3D2450FS32M07	24.50	74.00	157.00	32.00	60.00	XCMT07
7803293	P3D2450FS25M07	24.50	74.00	153.00	25.00	56.00	XCMT07
7803237	P3D2500FS32M08	25.00	75.00	158.00	32.00	60.00	XCMT08
7803294	P3D2500FS25M08	25.00	75.00	154.00	25.00	56.00	XCMT08
7803238	P3D2550FS32M08	25.50	77.00	160.00	32.00	60.00	XCMT08
7803295	P3D2550FS25M08	25.50	77.00	156.00	25.00	56.00	XCMT08
7803239	P3D2600FS32M08	26.00	78.00	161.00	32.00	60.00	XCMT08
7803240	P3D2650FS32M08	26.50	80.00	163.00	32.00	60.00	XCMT08
7803241	P3D2700FS32M08	27.00	81.00	164.00	32.00	60.00	XCMT08
7803300	P3D2750FS32M08	27.50	83.00	166.00	32.00	60.00	XCMT08
7803242	P3D2800FS32M08	28.00	84.00	167.00	32.00	60.00	XCMT08
7803243	P3D2850FS32M08	28.50	86.00	169.00	32.00	60.00	XCMT08
7803244	P3D2900FS32M09	29.00	87.00	170.00	32.00	60.00	XCMT09
7803301	P3D2950FS32M09	29.50	89.00	172.00	32.00	60.00	XCMT09
7803245	P3D3000FS32M09	30.00	90.00	173.00	32.00	60.00	XCMT09
7803302	P3D3050FS32M09	30.50	92.00	175.00	32.00	60.00	XCMT09
7803246	P3D3100FS32M09	31.00	93.00	176.00	32.00	60.00	XCMT09
7803296	P3D3100FS40M09	31.00	93.00	186.00	40.00	70.00	XCMT09
7803303	P3D3150FS32M09	31.50	95.00	178.00	32.00	60.00	XCMT09
7803247	P3D3200FS32M09	32.00	96.00	179.00	32.00	60.00	XCMT09
7803297	P3D3200FS40M09	32.00	96.00	189.00	40.00	70.00	XCMT09
7803304	P3D3250FS40M09	32.50	98.00	191.00	40.00	70.00	XCMT09
7803248	P3D3300FS40M09	33.00	99.00	192.00	40.00	70.00	XCMT09
7803249	P3D3350FS40M09	33.50	101.00	194.00	40.00	70.00	XCMT09

● Stocked ○ Available Upon Request; MOQ May Apply ▲ Globally Stocked





List 78032 (Continued)

OSG PHOENIX® P3D, Flat Shank

SPEED FEED 362	INSERTS 282-283	ACCS. 284	STEEL	2 FLUTE	PACKED 1 PIECE
-------------------	--------------------	--------------	-------	---------	-------------------

EDP Number	Designation	Diameter	Drilling Depth	Overall Length	Shank Diameter	Shank Length	Applicable Insert
		D (mm)	l1 (mm)	L (mm)	d (mm)	l2 (mm)	
7803250	● P3D3400FS40M10	34.00	102.00	195.00	40.00	70.00	XCMT10
7803305	● P3D3450FS40M10	34.50	104.00	197.00	40.00	70.00	XCMT10
7803251	● P3D3500FS40M10	35.00	105.00	198.00	40.00	70.00	XCMT10
7803306	● P3D3550FS40M10	35.50	107.00	200.00	40.00	70.00	XCMT10
7803252	● P3D3600FS40M10	36.00	108.00	201.00	40.00	70.00	XCMT10
7803253	● P3D3700FS40M10	37.00	111.00	204.00	40.00	70.00	XCMT10
7803307	● P3D3750FS40M10	37.50	113.00	206.00	40.00	70.00	XCMT10
7803254	● P3D3800FS40M10	38.00	114.00	207.00	40.00	70.00	XCMT10
7803255	● P3D3900FS40M12	39.00	117.00	217.00	40.00	70.00	XCMT12
7803256	● P3D4000FS40M12	40.00	120.00	220.00	40.00	70.00	XCMT12
7803308	● P3D4050FS40M12	40.50	122.00	222.00	40.00	70.00	XCMT12
7803257	● P3D4100FS40M12	41.00	123.00	223.00	40.00	70.00	XCMT12
7803258	● P3D4200FS40M12	42.00	126.00	226.00	40.00	70.00	XCMT12
7803259	● P3D4300FS40M12	43.00	129.00	229.00	40.00	70.00	XCMT12
7803260	● P3D4400FS40M12	44.00	132.00	232.00	40.00	70.00	XCMT12
7803261	● P3D4500FS40M13	45.00	135.00	235.00	40.00	70.00	XCMT13
7803262	● P3D4600FS40M13	46.00	138.00	238.00	40.00	70.00	XCMT13
7803263	● P3D4700FS40M13	47.00	141.00	241.00	40.00	70.00	XCMT13
7803264	● P3D4800FS40M13	48.00	144.00	244.00	40.00	70.00	XCMT13
7803265	● P3D4900FS40M13	49.00	147.00	247.00	40.00	70.00	XCMT13
7803266	● P3D5000FS40M14	50.00	150.00	250.00	40.00	70.00	XCMT14
7803309	● P3D5050FS40M14	50.50	152.00	252.00	40.00	70.00	XCMT14
7803267	● P3D5100FS40M14	51.00	153.00	253.00	40.00	70.00	XCMT14
7803268	● P3D5200FS40M14	52.00	156.00	256.00	40.00	70.00	XCMT14
7803269	● P3D5300FS40M14	53.00	159.00	259.00	40.00	70.00	XCMT14
7803270	● P3D5400FS40M14	54.00	162.00	262.00	40.00	70.00	XCMT14
7803271	● P3D5500FS40M14	55.00	165.00	265.00	40.00	70.00	XCMT14
7803272	● P3D5600FS40M14	56.00	168.00	268.00	40.00	70.00	XCMT14
7803273	● P3D5700FS40M16	57.00	171.00	271.00	40.00	70.00	XCMT16
7803274	● P3D5800FS40M16	58.00	174.00	274.00	40.00	70.00	XCMT16
7803275	● P3D5900FS40M16	59.00	177.00	277.00	40.00	70.00	XCMT16
7803276	● P3D6000FS40M16	60.00	180.00	280.00	40.00	70.00	XCMT16
7803277	● P3D6100FS40M16	61.00	183.00	283.00	40.00	70.00	XCMT16
7803278	● P3D6200FS40M16	62.00	186.00	286.00	40.00	70.00	XCMT16
7803279	● P3D6300FS40M16	63.00	189.00	289.00	40.00	70.00	XCMT16

● Stocked ○ Available Upon Request; MOQ May Apply ▲ Globally Stocked



DESIGNATION EXPLANATION

P3D-1200-FS-20-M-03



See Full Detail on Page 360

P	M	K	N	S	H
Steel	Stainless Steel	Cast Iron	Non-Ferrous	HRSA	Hardened Steel
○	○	○	○	○	○

Material recommendation based on inserts compatible with this tool body.

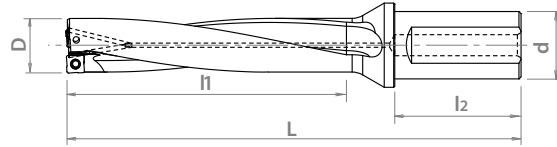
○ Good ○ Best





List 52504

OSG PHOENIX® P4D, Flat Shank



EDP Number	Designation	Diameter	Drilling Depth	Overall Length	Shank Diameter	Shank Length	Applicable Insert
		D (in)	l1 (in)	L (in)	d (in)	l2 (in)	
52504063	P4D0484FS075A03	0.484	1.938	4.418	0.750	1.969	XCMT03
52504064	P4D0500FS075A03	0.500	2.000	4.480	0.750	1.969	XCMT03
52504065	P4D0516FS075A03	0.516	2.063	4.543	0.750	1.969	XCMT03
52504066	P4D0531FS075A03	0.531	2.125	4.605	0.750	1.969	XCMT03
52504067	P4D0547FS075A03	0.547	2.188	4.668	0.750	1.969	XCMT03
52504068	P4D0563FS075A03	0.563	2.250	4.730	0.750	1.969	XCMT03
52504069	P4D0578FS075A03	0.578	2.313	4.793	0.750	1.969	XCMT03
52504026	P4D0594FS075A04	0.594	2.375	4.935	0.750	1.969	XCMT04
52504027	P4D0609FS075A04	0.609	2.438	4.995	0.750	1.969	XCMT04
52504008	P4D0625FS075A04	0.625	2.500	5.059	0.750	1.969	XCMT04
52504028	P4D0641FS075A04	0.641	2.563	5.123	0.750	1.969	XCMT04
52504009	P4D0656FS075A04	0.656	2.625	5.183	0.750	1.969	XCMT04
52504029	P4D0672FS075A05	0.672	2.688	5.365	0.750	1.969	XCMT05
52504010	P4D0688FS075A05	0.688	2.750	5.429	0.750	1.969	XCMT05
52504030	P4D0703FS075A05	0.703	2.813	5.489	0.750	1.969	XCMT05
52504031	P4D0719FS100A05	0.719	2.875	5.789	1.000	2.205	XCMT05
52504032	P4D0734FS100A05	0.734	2.938	5.849	1.000	2.205	XCMT05
52504011	P4D0750FS100A06	0.750	3.000	5.913	1.000	2.205	XCMT06
52504033	P4D0766FS100A06	0.766	3.063	5.978	1.000	2.205	XCMT06
52504034	P4D0781FS100A06	0.781	3.125	6.037	1.000	2.205	XCMT06
52504035	P4D0797FS100A06	0.797	3.188	6.102	1.000	2.205	XCMT06
52504012	P4D0812FS100A06	0.813	3.250	6.161	1.000	2.205	XCMT06
52504036	P4D0828FS100A07	0.828	3.313	6.422	1.000	2.205	XCMT07
52504037	P4D0844FS100A07	0.844	3.375	6.486	1.000	2.205	XCMT07
52504038	P4D0859FS100A07	0.859	3.438	6.546	1.000	2.205	XCMT07
52504000	P4D0875FS100A07	0.875	3.500	6.610	1.000	2.205	XCMT07
52504039	P4D0891FS100A07	0.891	3.563	6.674	1.000	2.205	XCMT07
52504040	P4D0906FS100A07	0.906	3.625	6.734	1.000	2.205	XCMT07
52504041	P4D0922FS100A07	0.922	3.688	6.798	1.000	2.205	XCMT07
52504001	P4D0937FS125A07	0.938	3.750	7.016	1.250	2.362	XCMT07
52504042	P4D0953FS125A07	0.953	3.813	7.080	1.250	2.362	XCMT07
52504043	P4D0969FS125A07	0.969	3.875	7.144	1.250	2.362	XCMT07
52504044	P4D0984FS125A08	0.984	3.938	7.204	1.250	2.362	XCMT08
52504002	P4D1000FS125A08	1.000	4.000	7.268	1.250	2.362	XCMT08
52504045	P4D1031FS125A08	1.031	4.125	7.392	1.250	2.362	XCMT08
52504003	P4D1062FS125A08	1.063	4.250	7.516	1.250	2.362	XCMT08
52504046	P4D1094FS125A08	1.094	4.375	7.644	1.250	2.362	XCMT08
52504004	P4D1125FS125A08	1.125	4.500	7.768	1.250	2.362	XCMT08
52504047	P4D1156FS125A09	1.156	4.625	7.892	1.250	2.362	XCMT09
52504005	P4D1187FS125A09	1.188	4.750	8.016	1.250	2.362	XCMT09
52504048	P4D1219FS125A09	1.219	4.875	8.144	1.250	2.362	XCMT09
52504006	P4D1250FS125A09	1.250	5.000	8.268	1.250	2.362	XCMT09
52504049	P4D1281FS150A09	1.281	5.125	8.785	1.500	2.756	XCMT09
52504007	P4D1312FS150A09	1.313	5.250	8.909	1.500	2.756	XCMT09
52504050	P4D1344FS150A10	1.344	5.375	9.037	1.500	2.756	XCMT10
52504013	P4D1375FS150A10	1.375	5.500	9.161	1.500	2.756	XCMT10
52504051	P4D1406FS150A10	1.406	5.625	9.285	1.500	2.756	XCMT10
52504014	P4D1437FS150A10	1.438	5.750	9.409	1.500	2.756	XCMT10
52504052	P4D1469FS150A10	1.469	5.875	9.537	1.500	2.756	XCMT10
52504015	P4D1500FS150A10	1.500	6.000	9.661	1.500	2.756	XCMT10
52504053	P4D1531FS150A10	1.531	6.125	9.785	1.500	2.756	XCMT10
52504016	P4D1563FS150A12	1.563	6.250	10.189	1.500	2.756	XCMT12
52504054	P4D1594FS150A12	1.594	6.375	10.313	1.500	2.756	XCMT12

● Stocked ○ Available Upon Request; MOQ May Apply ▲ Globally Stocked

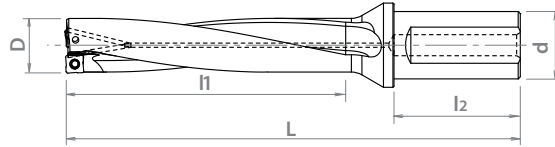




List 52504 (Continued)

OSG PHOENIX® P4D, Flat Shank

SPEED FEED	INSERTS	ACCS.	STEEL	2 FLUTE	PACKED
363	282-283	284			1 PIECE



EDP Number	Designation	Diameter	Drilling Depth	Overall Length	Shank Diameter	Shank Length	Applicable Insert	
		D (in)	L1 (in)	L (in)	d (in)	L2 (in)		
52504017	●	P4D1625FS150A12	1.625	6.500	10.437	1.500	2.756	XCMT12
52504055	●	P4D1656FS150A12	1.656	6.625	10.561	1.500	2.756	XCMT12
52504018	●	P4D1688FS150A12	1.688	6.750	10.689	1.500	2.756	XCMT12
52504056	●	P4D1719FS150A12	1.719	6.875	10.813	1.500	2.756	XCMT12
52504019	●	P4D1750FS150A12	1.750	7.000	10.937	1.500	2.756	XCMT12
52504057	●	P4D1781FS150A13	1.781	7.125	11.061	1.500	2.756	XCMT13
52504058	●	P4D1813FS150A13	1.813	7.250	11.189	1.500	2.756	XCMT13
52504059	●	P4D1844FS150A13	1.844	7.375	11.313	1.500	2.756	XCMT13
52504020	●	P4D1875FS150A13	1.875	7.500	11.437	1.500	2.756	XCMT13
52504060	●	P4D1906FS150A13	1.906	7.625	11.561	1.500	2.756	XCMT13
52504061	●	P4D1938FS150A13	1.938	7.750	11.689	1.500	2.756	XCMT13
52504062	●	P4D1969FS150A14	1.969	7.875	11.813	1.500	2.756	XCMT14
52504021	●	P4D2000FS150A14	2.000	8.000	11.937	1.500	2.756	XCMT14
52504022	●	P4D2125FS150A14	2.125	8.500	12.437	1.500	2.756	XCMT14
52504023	●	P4D2250FS150A16	2.250	9.000	12.937	1.500	2.756	XCMT16
52504024	●	P4D2375FS150A16	2.375	9.500	13.437	1.500	2.756	XCMT16
52504025	●	P4D2500FS150A16	2.500	10.000	13.937	1.500	2.756	XCMT16

● Stocked ○ Available Upon Request; MOQ May Apply ▲ Globally Stocked



DESIGNATION EXPLANATION

P4D-0484-FS-075-A-03



See Full Detail on Page 360

P	M	K	N	S	H
Steel	Stainless Steel	Cast Iron	Non-Ferrous	HRSA	Hardened Steel
○	○	○	○	○	○

Material recommendation based on inserts compatible with this tool body.

○ Good ○ Best

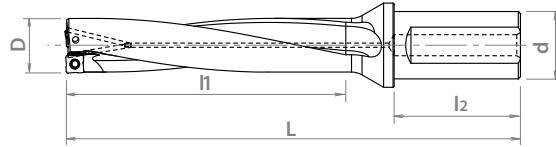




List 78033

OSG PHOENIX® P4D, Flat Shank

SPEED FEED	INSERTS	ACCS.	STEEL	2 FLUTE	PACKED
363	282-283	284			1 PIECE



EDP Number	Designation	Diameter	Drilling Depth	Overall Length	Shank Diameter	Shank Length	Applicable Insert	
		D (mm)	l1 (mm)	L (mm)	d (mm)	l2 (mm)		
7803311	●	P4D1200FS20M03	12.00	48.00	111.00	20.00	50.00	XCMT03
7803312	●	P4D1250FS20M03	12.50	50.00	113.00	20.00	50.00	XCMT03
7803313	●	P4D1300FS20M03	13.00	52.00	115.00	20.00	50.00	XCMT03
7803314	●	P4D1350FS20M03	13.50	54.00	117.00	20.00	50.00	XCMT03
7803315	●	P4D1400FS20M03	14.00	56.00	119.00	20.00	50.00	XCMT03
7803316	●	P4D1450FS20M03	14.50	58.00	121.00	20.00	50.00	XCMT03
7803317	●	P4D1500FS20M04	15.00	60.00	125.00	20.00	50.00	XCMT04
7803318	●	P4D1550FS20M04	15.50	62.00	127.00	20.00	50.00	XCMT04
7803319	●	P4D1600FS20M04	16.00	64.00	129.00	20.00	50.00	XCMT04
7803320	●	P4D1650FS20M04	16.50	66.00	131.00	20.00	50.00	XCMT04
7803321	●	P4D1700FS20M05	17.00	68.00	136.00	20.00	50.00	XCMT05
7803322	●	P4D1750FS20M05	17.50	70.00	138.00	20.00	50.00	XCMT05
7803390	●	P4D1750FS25M05	17.50	70.00	144.00	25.00	56.00	XCMT05
7803323	●	P4D1800FS25M05	18.00	72.00	146.00	25.00	56.00	XCMT05
7803324	●	P4D1850FS25M05	18.50	74.00	148.00	25.00	56.00	XCMT05
7803325	●	P4D1900FS25M06	19.00	76.00	150.00	25.00	56.00	XCMT06
7803326	●	P4D1950FS25M06	19.50	78.00	152.00	25.00	56.00	XCMT06
7803327	●	P4D2000FS25M06	20.00	80.00	154.00	25.00	56.00	XCMT06
7803328	●	P4D2050FS25M06	20.50	82.00	156.00	25.00	56.00	XCMT06
7803329	●	P4D2100FS25M07	21.00	84.00	163.00	25.00	56.00	XCMT07
7803330	●	P4D2150FS25M07	21.50	86.00	165.00	25.00	56.00	XCMT07
7803331	●	P4D2200FS25M07	22.00	88.00	167.00	25.00	56.00	XCMT07
7803332	●	P4D2250FS25M07	22.50	90.00	169.00	25.00	56.00	XCMT07
7803333	●	P4D2300FS25M07	23.00	92.00	171.00	25.00	56.00	XCMT07
7803334	●	P4D2350FS32M07	23.50	94.00	177.00	32.00	60.00	XCMT07
7803391	●	P4D2350FS25M07	23.50	94.00	173.00	25.00	56.00	XCMT07
7803335	●	P4D2400FS32M07	24.00	96.00	179.00	32.00	60.00	XCMT07
7803392	●	P4D2400FS25M07	24.00	96.00	175.00	25.00	56.00	XCMT07
7803336	●	P4D2450FS32M07	24.50	98.00	181.00	32.00	60.00	XCMT07
7803393	●	P4D2450FS25M07	24.50	98.00	177.00	25.00	56.00	XCMT07
7803337	●	P4D2500FS32M08	25.00	100.00	183.00	32.00	60.00	XCMT08
7803394	●	P4D2500FS25M08	25.00	100.00	179.00	25.00	56.00	XCMT08
7803338	●	P4D2550FS32M08	25.50	102.00	185.00	32.00	60.00	XCMT08
7803395	●	P4D2550FS25M08	25.50	102.00	181.00	25.00	56.00	XCMT08
7803339	●	P4D2600FS32M08	26.00	104.00	187.00	32.00	60.00	XCMT08
7803340	●	P4D2650FS32M08	26.50	106.00	189.00	32.00	60.00	XCMT08
7803341	●	P4D2700FS32M08	27.00	108.00	191.00	32.00	60.00	XCMT08
7803342	●	P4D2800FS32M08	28.00	112.00	195.00	32.00	60.00	XCMT08
7803343	●	P4D2850FS32M08	28.50	114.00	197.00	32.00	60.00	XCMT08
7803344	●	P4D2900FS32M09	29.00	116.00	199.00	32.00	60.00	XCMT09
7803345	●	P4D3000FS32M09	30.00	120.00	203.00	32.00	60.00	XCMT09
7803346	●	P4D3100FS32M09	31.00	124.00	207.00	32.00	60.00	XCMT09
7803396	●	P4D3100FS40M09	31.00	124.00	217.00	40.00	70.00	XCMT09
7803347	●	P4D3200FS32M09	32.00	128.00	211.00	32.00	60.00	XCMT09
7803397	●	P4D3200FS40M09	32.00	128.00	221.00	40.00	70.00	XCMT09
7803348	●	P4D3300FS40M09	33.00	132.00	225.00	40.00	70.00	XCMT09
7803349	●	P4D3350FS40M09	33.50	134.00	227.00	40.00	70.00	XCMT09
7803350	●	P4D3400FS40M10	34.00	136.00	229.00	40.00	70.00	XCMT10
7803351	●	P4D3500FS40M10	35.00	140.00	233.00	40.00	70.00	XCMT10
7803352	●	P4D3600FS40M10	36.00	144.00	237.00	40.00	70.00	XCMT10
7803353	●	P4D3700FS40M10	37.00	148.00	241.00	40.00	70.00	XCMT10
7803354	●	P4D3800FS40M10	38.00	152.00	245.00	40.00	70.00	XCMT10
7803355	●	P4D3900FS40M12	39.00	156.00	256.00	40.00	70.00	XCMT12

● Stocked ○ Available Upon Request; MOQ May Apply ▲ Globally Stocked



ABOUT OSG

DRILLING

THREADING

MILLING

HOLDERS

INDEX

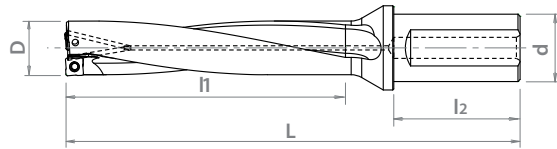




List 78033 (Continued)

OSG PHOENIX® P4D, Flat Shank

SPEED FEED	INSERTS	ACCS.	STEEL	2 FLUTE	PACKED
363	282-283	284			1 PIECE



EDP Number	Designation	Diameter	Drilling Depth	Overall Length	Shank Diameter	Shank Length	Applicable Insert	
		D (mm)	l1 (mm)	L (mm)	d (mm)	l2 (mm)		
7803356	●	P4D4000FS40M12	40.00	160.00	260.00	40.00	70.00	XCMT12
7803357	●	P4D4100FS40M12	41.00	164.00	264.00	40.00	70.00	XCMT12
7803358	●	P4D4200FS40M12	42.00	168.00	268.00	40.00	70.00	XCMT12
7803359	●	P4D4300FS40M12	43.00	172.00	272.00	40.00	70.00	XCMT12
7803360	●	P4D4400FS40M12	44.00	176.00	276.00	40.00	70.00	XCMT12
7803361	●	P4D4500FS40M13	45.00	180.00	280.00	40.00	70.00	XCMT13
7803362	●	P4D4600FS40M13	46.00	184.00	284.00	40.00	70.00	XCMT13
7803363	●	P4D4700FS40M13	47.00	188.00	288.00	40.00	70.00	XCMT13
7803364	●	P4D4800FS40M13	48.00	192.00	292.00	40.00	70.00	XCMT13
7803365	●	P4D4900FS40M13	49.00	196.00	296.00	40.00	70.00	XCMT13
7803366	●	P4D5000FS40M14	50.00	200.00	300.00	40.00	70.00	XCMT14
7803367	●	P4D5100FS40M14	51.00	204.00	304.00	40.00	70.00	XCMT14
7803368	●	P4D5200FS40M14	52.00	208.00	308.00	40.00	70.00	XCMT14
7803369	●	P4D5300FS40M14	53.00	212.00	312.00	40.00	70.00	XCMT14
7803370	●	P4D5400FS40M14	54.00	216.00	316.00	40.00	70.00	XCMT14
7803371	●	P4D5500FS40M14	55.00	220.00	320.00	40.00	70.00	XCMT14
7803372	●	P4D5600FS40M14	56.00	224.00	324.00	40.00	70.00	XCMT14
7803373	●	P4D5700FS40M16	57.00	228.00	328.00	40.00	70.00	XCMT16
7803374	●	P4D5800FS40M16	58.00	232.00	332.00	40.00	70.00	XCMT16
7803375	●	P4D5900FS40M16	59.00	236.00	336.00	40.00	70.00	XCMT16
7803376	●	P4D6000FS40M16	60.00	240.00	340.00	40.00	70.00	XCMT16
7803377	●	P4D6100FS40M16	61.00	244.00	344.00	40.00	70.00	XCMT16
7803378	●	P4D6200FS40M16	62.00	248.00	348.00	40.00	70.00	XCMT16
7803379	●	P4D6300FS40M16	63.00	252.00	352.00	40.00	70.00	XCMT16

● Stocked ○ Available Upon Request; MOQ May Apply ▲ Globally Stocked



DESIGNATION EXPLANATION

P4D-1200-FS-20-M-03



See Full Detail on Page 360

P	M	K	N	S	H
Steel	Stainless Steel	Cast Iron	Non-Ferrous	HRSA	Hardened Steel
○	○	○	○	○	○

Material recommendation based on inserts compatible with this tool body.

○ Good ○ Best





List 52505

OSG PHOENIX® P5D, Flat Shank



SPEED FEED
364

INSERTS
282-283

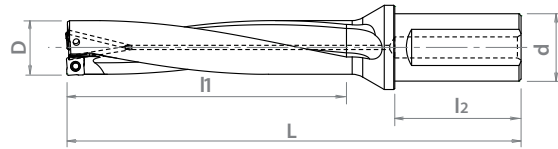
ACCS.
284

STEEL



2 FLUTE

PACKED
1 PIECE



EDP Number	Designation	Diameter	Drilling Depth	Overall Length	Shank Diameter	Shank Length	Applicable Insert
		D (in)	l1 (in)	L (in)	d (in)	l2 (in)	
52505063	P5D0484FS075A03	0.484	2.422	4.981	0.750	1.969	XCMT03
52505064	P5D0500FS075A03	0.500	2.500	5.059	0.750	1.969	XCMT03
52505065	P5D0516FS075A03	0.516	2.578	5.137	0.750	1.969	XCMT03
52505066	P5D0531FS075A03	0.531	2.656	5.215	0.750	1.969	XCMT03
52505067	P5D0547FS075A03	0.547	2.734	5.294	0.750	1.969	XCMT03
52505068	P5D0563FS075A03	0.563	2.813	5.372	0.750	1.969	XCMT03
52505069	P5D0578FS075A03	0.578	2.891	5.450	0.750	1.969	XCMT03
52505026	P5D0594FS075A04	0.594	2.969	5.529	0.750	1.969	XCMT04
52505027	P5D0609FS075A04	0.609	3.047	5.604	0.750	1.969	XCMT04
52505008	P5D0625FS075A04	0.625	3.125	5.684	0.750	1.969	XCMT04
52505028	P5D0641FS075A04	0.641	3.203	5.764	0.750	1.969	XCMT04
52505009	P5D0656FS075A04	0.656	3.281	5.839	0.750	1.969	XCMT04
52505029	P5D0672FS075A05	0.672	3.359	6.037	0.750	1.969	XCMT05
52505010	P5D0688FS075A05	0.688	3.438	6.117	0.750	1.969	XCMT05
52505030	P5D0703FS075A05	0.703	3.516	6.192	0.750	1.969	XCMT05
52505031	P5D0719FS100A05	0.719	3.594	6.508	1.000	2.205	XCMT05
52505032	P5D0734FS100A05	0.734	3.672	6.583	1.000	2.205	XCMT05
52505011	P5D0750FS100A06	0.750	3.750	6.663	1.000	2.205	XCMT06
52505033	P5D0766FS100A06	0.766	3.828	6.743	1.000	2.205	XCMT06
52505034	P5D0781FS100A06	0.781	3.906	6.819	1.000	2.205	XCMT06
52505035	P5D0797FS100A06	0.797	3.984	6.898	1.000	2.205	XCMT06
52505012	P5D0812FS100A06	0.813	4.063	6.973	1.000	2.205	XCMT06
52505036	P5D0828FS100A07	0.828	4.141	7.250	1.000	2.205	XCMT07
52505037	P5D0844FS100A07	0.844	4.219	7.330	1.000	2.205	XCMT07
52505038	P5D0859FS100A07	0.859	4.297	7.405	1.000	2.205	XCMT07
52505000	P5D0875FS100A07	0.875	4.375	7.485	1.000	2.205	XCMT07
52505039	P5D0891FS100A07	0.891	4.453	7.565	1.000	2.205	XCMT07
52505040	P5D0906FS100A07	0.906	4.531	7.640	1.000	2.205	XCMT07
52505041	P5D0922FS100A07	0.922	4.609	7.720	1.000	2.205	XCMT07
52505001	P5D0937FS125A07	0.938	4.688	7.953	1.250	2.362	XCMT07
52505042	P5D0953FS125A07	0.953	4.766	8.033	1.250	2.362	XCMT07
52505043	P5D0969FS125A07	0.969	4.844	8.113	1.250	2.362	XCMT07
52505044	P5D0984FS125A08	0.984	4.922	8.188	1.250	2.362	XCMT08
52505002	P5D1000FS125A08	1.000	5.000	8.268	1.250	2.362	XCMT08
52505045	P5D1031FS125A08	1.031	5.156	8.423	1.250	2.362	XCMT08
52505003	P5D1062FS125A08	1.063	5.313	8.578	1.250	2.362	XCMT08
52505046	P5D1094FS125A08	1.094	5.469	8.738	1.250	2.362	XCMT08
52505004	P5D1125FS125A08	1.125	5.625	8.893	1.250	2.362	XCMT08
52505047	P5D1156FS125A09	1.156	5.781	9.048	1.250	2.362	XCMT09
52505005	P5D1187FS125A09	1.188	5.938	9.203	1.250	2.362	XCMT09
52505048	P5D1219FS125A09	1.219	6.094	9.363	1.250	2.362	XCMT09
52505006	P5D1250FS125A09	1.250	6.250	9.518	1.250	2.362	XCMT09
52505049	P5D1281FS150A09	1.281	6.406	10.067	1.500	2.756	XCMT09
52505007	P5D1312FS150A09	1.313	6.563	10.221	1.500	2.756	XCMT09
52505050	P5D1344FS150A10	1.344	6.719	10.381	1.500	2.756	XCMT10
52505013	P5D1375FS150A10	1.375	6.875	10.537	1.500	2.756	XCMT10
52505051	P5D1406FS150A10	1.406	7.031	10.691	1.500	2.756	XCMT10
52505014	P5D1437FS150A10	1.438	7.188	10.846	1.500	2.756	XCMT10
52505052	P5D1469FS150A10	1.469	7.344	11.006	1.500	2.756	XCMT10
52505015	P5D1500FS150A10	1.500	7.500	11.161	1.500	2.756	XCMT10
52505053	P5D1531FS150A10	1.531	7.656	11.317	1.500	2.756	XCMT10
52505016	P5D1563FS150A12	1.563	7.813	11.752	1.500	2.756	XCMT12
52505054	P5D1594FS150A12	1.594	7.969	11.907	1.500	2.756	XCMT12

● Stocked ○ Available Upon Request; MOQ May Apply ▲ Globally Stocked

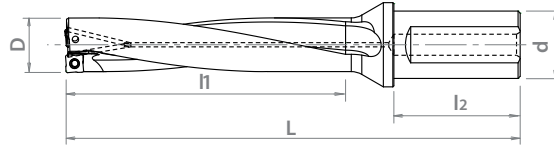




List 52505 (Continued)

OSG PHOENIX® P5D, Flat Shank

SPEED FEED	INSERTS	ACCS.	STEEL	2 FLUTE	PACKED
364	282-283	284			1 PIECE



EDP Number	Designation	Diameter		Drilling Depth		Overall Length		Shank Diameter		Shank Length		Applicable Insert
		D (in)	l1 (in)	L (in)	d (in)	l2 (in)						
52505017	●	P5D1625FS150A12	1.625	8.125	12.062	1.500	2.756	XCMT12				
52505055	●	P5D1656FS150A12	1.656	8.281	12.217	1.500	2.756	XCMT12				
52505018	●	P5D1688FS150A12	1.688	8.438	12.377	1.500	2.756	XCMT12				
52505056	●	P5D1719FS150A12	1.719	8.594	12.532	1.500	2.756	XCMT12				
52505019	●	P5D1750FS150A12	1.750	8.750	12.687	1.500	2.756	XCMT12				
52505057	●	P5D1781FS150A13	1.781	8.906	12.842	1.500	2.756	XCMT13				
52505058	●	P5D1813FS150A13	1.813	9.063	13.002	1.500	2.756	XCMT13				
52505059	●	P5D1844FS150A13	1.844	9.219	13.157	1.500	2.756	XCMT13				
52505020	●	P5D1875FS150A13	1.875	9.375	13.312	1.500	2.756	XCMT13				
52505060	●	P5D1906FS150A13	1.906	9.531	13.467	1.500	2.756	XCMT13				
52505061	●	P5D1938FS150A13	1.938	9.688	13.627	1.500	2.756	XCMT13				
52505062	●	P5D1969FS150A14	1.969	9.844	13.782	1.500	2.756	XCMT14				
52505021	●	P5D2000FS150A14	2.000	10.000	13.937	1.500	2.756	XCMT14				
52505022	●	P5D2125FS150A14	2.125	10.625	14.562	1.500	2.756	XCMT14				
52505023	●	P5D2250FS150A16	2.250	11.250	15.187	1.500	2.756	XCMT16				
52505024	●	P5D2375FS150A16	2.375	11.875	15.812	1.500	2.756	XCMT16				
52505025	●	P5D2500FS150A16	2.500	12.500	16.437	1.500	2.756	XCMT16				

● Stocked ○ Available Upon Request; MOQ May Apply ▲ Globally Stocked



DESIGNATION EXPLANATION

P5D-0484-FS-075-A-03



See Full Detail on Page 360

P	M	K	N	S	H
Steel	Stainless Steel	Cast Iron	Non-Ferrous	HRSA	Hardened Steel
○	○	○	○	○	○

Material recommendation based on inserts compatible with this tool body.

○ Good ○ Best

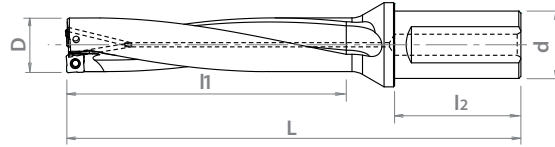




List 78027

OSG PHOENIX® P5D, Flat Shank

SPEED FEED	INSERTS	ACCS.	STEEL	2 FLUTE	PACKED
364	282-283	284			1 PIECE



EDP Number	Designation	Diameter	Drilling Depth	Overall Length	Shank Diameter	Shank Length	Applicable Insert
		D (mm)	l1 (mm)	L (mm)	d (mm)	l2 (mm)	
7802780	P5D1200FS20M03	12.00	60.00	123.00	20.00	50.00	XCMT03
7802781	P5D1250FS20M03	12.50	62.50	125.50	20.00	50.00	XCMT03
7802782	P5D1300FS20M03	13.00	65.00	128.00	20.00	50.00	XCMT03
7802783	P5D1350FS20M03	13.50	67.50	130.50	20.00	50.00	XCMT03
7802784	P5D1400FS20M03	14.00	70.00	133.00	20.00	50.00	XCMT03
7802785	P5D1450FS20M03	14.50	72.50	135.50	20.00	50.00	XCMT03
7802717	P5D1500FS20M04	15.00	75.00	140.00	20.00	50.00	XCMT04
7802718	P5D1550FS20M04	15.50	78.00	143.00	20.00	50.00	XCMT04
7802719	P5D1600FS20M04	16.00	80.00	145.00	20.00	50.00	XCMT04
7802720	P5D1650FS20M04	16.50	83.00	148.00	20.00	50.00	XCMT04
7802721	P5D1700FS20M05	17.00	85.00	153.00	20.00	50.00	XCMT05
7802722	P5D1750FS20M05	17.50	88.00	156.00	20.00	50.00	XCMT05
7802790	P5D1750FS25M05	17.50	88.00	162.00	25.00	56.00	XCMT05
7802723	P5D1800FS25M05	18.00	90.00	164.00	25.00	56.00	XCMT05
7802724	P5D1850FS25M05	18.50	93.00	167.00	25.00	56.00	XCMT05
7802725	P5D1900FS25M06	19.00	95.00	169.00	25.00	56.00	XCMT06
7802726	P5D1950FS25M06	19.50	98.00	172.00	25.00	56.00	XCMT06
7802727	P5D2000FS25M06	20.00	100.00	174.00	25.00	56.00	XCMT06
7802728	P5D2050FS25M06	20.50	103.00	177.00	25.00	56.00	XCMT06
7802729	P5D2100FS25M07	21.00	105.00	184.00	25.00	56.00	XCMT07
7802730	P5D2150FS25M07	21.50	108.00	187.00	25.00	56.00	XCMT07
7802731	P5D2200FS25M07	22.00	110.00	189.00	25.00	56.00	XCMT07
7802732	P5D2250FS25M07	22.50	113.00	192.00	25.00	56.00	XCMT07
7802733	P5D2300FS25M07	23.00	115.00	194.00	25.00	56.00	XCMT07
7802734	P5D2350FS32M07	23.50	118.00	201.00	32.00	60.00	XCMT07
7802791	P5D2350FS25M07	23.50	118.00	197.00	25.00	56.00	XCMT07
7802735	P5D2400FS32M07	24.00	120.00	203.00	32.00	60.00	XCMT07
7802792	P5D2400FS25M07	24.00	120.00	199.00	25.00	56.00	XCMT07
7802736	P5D2450FS32M07	24.50	123.00	206.00	32.00	60.00	XCMT07
7802793	P5D2450FS25M07	24.50	123.00	202.00	25.00	56.00	XCMT07
7802737	P5D2500FS32M08	25.00	125.00	208.00	32.00	60.00	XCMT08
7802794	P5D2500FS25M08	25.00	125.00	204.00	25.00	56.00	XCMT08
7802738	P5D2550FS32M08	25.50	128.00	211.00	32.00	60.00	XCMT08
7802795	P5D2550FS25M08	25.50	128.00	207.00	25.00	56.00	XCMT08
7802739	P5D2600FS32M08	26.00	130.00	213.00	32.00	60.00	XCMT08
7802740	P5D2650FS32M08	26.50	133.00	216.00	32.00	60.00	XCMT08
7802741	P5D2700FS32M08	27.00	135.00	218.00	32.00	60.00	XCMT08
7802742	P5D2800FS32M08	28.00	140.00	223.00	32.00	60.00	XCMT08
7802743	P5D2850FS32M08	28.50	143.00	226.00	32.00	60.00	XCMT08
7802744	P5D2900FS32M09	29.00	145.00	228.00	32.00	60.00	XCMT09
7802745	P5D3000FS32M09	30.00	150.00	233.00	32.00	60.00	XCMT09
7802746	P5D3100FS32M09	31.00	155.00	238.00	32.00	60.00	XCMT09
7802796	P5D3100FS40M09	31.00	155.00	248.00	40.00	70.00	XCMT09
7802747	P5D3200FS32M09	32.00	160.00	243.00	32.00	60.00	XCMT09
7802797	P5D3200FS40M09	32.00	160.00	253.00	40.00	70.00	XCMT09
7802748	P5D3300FS40M09	33.00	165.00	258.00	40.00	70.00	XCMT09
7802749	P5D3350FS40M09	33.50	168.00	261.00	40.00	70.00	XCMT09
7802750	P5D3400FS40M10	34.00	170.00	263.00	40.00	70.00	XCMT10
7802751	P5D3500FS40M10	35.00	175.00	268.00	40.00	70.00	XCMT10
7802752	P5D3600FS40M10	36.00	180.00	273.00	40.00	70.00	XCMT10
7802753	P5D3700FS40M10	37.00	185.00	278.00	40.00	70.00	XCMT10
7802754	P5D3800FS40M10	38.00	190.00	283.00	40.00	70.00	XCMT10
7802755	P5D3900FS40M12	39.00	195.00	295.00	40.00	70.00	XCMT12

● Stocked ○ Available Upon Request; MOQ May Apply ▲ Globally Stocked

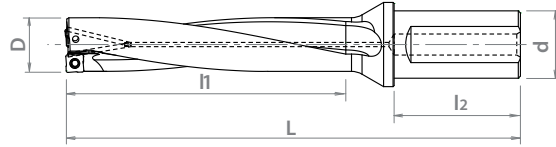




List 78027 (Continued)

OSG PHOENIX® P5D, Flat Shank

SPEED FEED	INSERTS	ACCS.	STEEL	2 FLUTE	PACKED
364	282-283	284			1 PIECE



EDP Number	Designation	Diameter	Drilling Depth	Overall Length	Shank Diameter	Shank Length	Applicable Insert	
		D (mm)	l1 (mm)	L (mm)	d (mm)	l2 (mm)		
7802756	●	P5D4000FS40M12	40.00	200.00	300.00	40.00	70.00	XCMT12
7802757	●	P5D4100FS40M12	41.00	205.00	305.00	40.00	70.00	XCMT12
7802758	●	P5D4200FS40M12	42.00	210.00	310.00	40.00	70.00	XCMT12
7802759	●	P5D4300FS40M12	43.00	215.00	315.00	40.00	70.00	XCMT12
7802760	●	P5D4400FS40M12	44.00	220.00	320.00	40.00	70.00	XCMT12
7802761	●	P5D4500FS40M13	45.00	225.00	325.00	40.00	70.00	XCMT13
7802762	●	P5D4600FS40M13	46.00	230.00	330.00	40.00	70.00	XCMT13
7802763	●	P5D4700FS40M13	47.00	235.00	335.00	40.00	70.00	XCMT13
7802764	●	P5D4800FS40M13	48.00	240.00	340.00	40.00	70.00	XCMT13
7802765	●	P5D4900FS40M13	49.00	245.00	345.00	40.00	70.00	XCMT13
7802766	●	P5D5000FS40M14	50.00	250.00	350.00	40.00	70.00	XCMT14
7802767	●	P5D5100FS40M14	51.00	255.00	355.00	40.00	70.00	XCMT14
7802768	●	P5D5200FS40M14	52.00	260.00	360.00	40.00	70.00	XCMT14
7802769	●	P5D5300FS40M14	53.00	265.00	365.00	40.00	70.00	XCMT14
7802770	●	P5D5400FS40M14	54.00	270.00	370.00	40.00	70.00	XCMT14
7802771	●	P5D5500FS40M14	55.00	275.00	375.00	40.00	70.00	XCMT14
7802772	●	P5D5600FS40M14	56.00	280.00	380.00	40.00	70.00	XCMT14
7802773	●	P5D5700FS40M16	57.00	285.00	385.00	40.00	70.00	XCMT16
7802774	●	P5D5800FS40M16	58.00	290.00	390.00	40.00	70.00	XCMT16
7802775	●	P5D5900FS40M16	59.00	295.00	395.00	40.00	70.00	XCMT16
7802776	●	P5D6000FS40M16	60.00	300.00	400.00	40.00	70.00	XCMT16
7802777	●	P5D6100FS40M16	61.00	305.00	405.00	40.00	70.00	XCMT16
7802778	●	P5D6200FS40M16	62.00	310.00	410.00	40.00	70.00	XCMT16
7802779	●	P5D6300FS40M16	63.00	315.00	415.00	40.00	70.00	XCMT16

● Stocked ○ Available Upon Request; MOQ May Apply ▲ Globally Stocked



DESIGNATION EXPLANATION

P5D-1200-FS-20-M-03



See Full Detail on Page 360

P	M	K	N	S	H
Steel	Stainless Steel	Cast Iron	Non-Ferrous	HRSA	Hardened Steel
○	○	○	○	○	○

Material recommendation based on inserts compatible with this tool body.

○ Good ○ Best



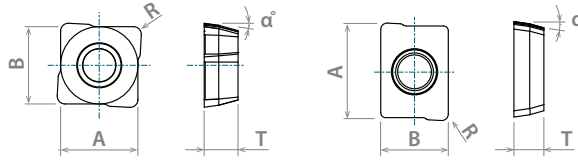


List 78P5D

SPEED FEED
362-364

PACKED
10 PIECE

OSG PHOENIX[®] PD Inserts



ABOUT OSG

DRILLING

THREADING

MILLING

HOLDERS

INDEX

EDP Number	Designation	Number of Cutting Edges	Insert Size				Grade
			AxB (mm)	T (mm)	α	R (mm)	
7823098	XCMT031904ER-DM	2	6.1 x 4.5	1.9	8	0.4	XP9020
7823064	XCMT042204ER-DM	4	5 x 5	2.2	8	0.4	XP9020
7823065	XCMT052404ER-DM	4	5.83 x 5.83	2.4	8	0.4	XP9020
7823066	XCMT062706ER-DM	4	6.46 x 6.46	2.7	8	0.6	XP9020
7823067	XCMT073106ER-DM	4	7.11 x 7.11	3.1	8	0.6	XP9020
7823068	XCMT083508ER-DM	4	8.36 x 8.36	3.5	8	0.8	XP9020
7823069	XCMT094008ER-DM	4	9.62 x 9.62	4.0	8	0.8	XP9020
7823097	XCMT104608ER-DM	4	10.89 x 10.89	4.6	8	0.8	XP9020
7823071	XCMT125010ER-DM	4	12.57 x 12.57	5.0	8	1	XP9020
7823072	XCMT135212ER-DM	4	14.05 x 14.05	5.2	8	1.2	XP9020
7823073	XCMT145612ER-DM	4	15.58 x 15.58	5.6	8	1.2	XP9020
7823075	XCMT165912ER-DM	4	17.28 x 17.28	5.8	8	1.2	XP9020
7829098	XCMT031904ER-DM	2	6.1 x 4.5	1.9	8	0.4	XC9015
7829064	XCMT042204ER-DM	4	5 x 5	2.2	8	0.4	XC9015
7829065	XCMT052404ER-DM	4	5.83 x 5.83	2.4	8	0.4	XC9015
7829066	XCMT062706ER-DM	4	6.46 x 6.46	2.7	8	0.6	XC9015
7829067	XCMT073106ER-DM	4	7.11 x 7.11	3.1	8	0.6	XC9015
7829068	XCMT083508ER-DM	4	8.36 x 8.36	3.5	8	0.8	XC9015
7829069	XCMT094008ER-DM	4	9.62 x 9.62	4.0	8	0.8	XC9015
7829097	XCMT104608ER-DM	4	10.89 x 10.89	4.6	8	0.8	XC9015
7829071	XCMT125010ER-DM	4	12.57 x 12.57	5.0	8	1	XC9015
7829072	XCMT135212ER-DM	4	14.05 x 14.05	5.2	8	1.2	XC9015
7829073	XCMT145612ER-DM	4	15.58 x 15.58	5.6	8	1.2	XC9015
7829075	XCMT165912ER-DM	4	17.28 x 17.28	5.8	8	1.2	XC9015
7823163	XCMT031904ER-DR	2	6.1 x 4.5	1.9	8	0.4	XP1010
7823164	XCMT042204ER-DR	4	5 x 5	2.2	8	0.4	XP1010
7823165	XCMT052404ER-DR	4	5.83 x 5.83	2.4	8	0.4	XP1010
7823166	XCMT062706ER-DR	4	6.46 x 6.46	2.7	8	0.6	XP1010
7823167	XCMT073106ER-DR	4	7.11 x 7.11	3.1	8	0.6	XP1010
7823168	XCMT083508ER-DR	4	8.36 x 8.36	3.5	8	0.8	XP1010
7823169	XCMT094008ER-DR	4	9.62 x 9.62	4.0	8	0.8	XP1010
7823197	XCMT104608ER-DR	4	10.89 x 10.89	4.6	8	0.8	XP1010
7823171	XCMT125010ER-DR	4	12.57 x 12.57	5.0	8	1	XP1010
7823172	XCMT135212ER-DR	4	14.05 x 14.05	5.2	8	1.2	XP1010
7823173	XCMT145612ER-DR	4	15.58 x 15.58	5.6	8	1.2	XP1010
7823175	XCMT165912ER-DR	4	17.28 x 17.28	5.8	8	1.2	XP1010

● Stocked ○ Available Upon Request; MOQ May Apply ▲ Globally Stocked
 Note: Grade XC9015 recommended for peripheral cutting edge only.





List 78P5D (Continued)

SPEED FEED	PACKED
362-364	10 PIECE

OSG PHOENIX® PD Inserts

EDP Number	Designation	Number of Cutting Edges	Insert Size				Grade
			AxB (mm)	T (mm)	α	R (mm)	
7823263	XCMT031904ER-DN	2	6.1 x 4.5	1.9	8	0.4	CK110
7823264	XCMT042204ER-DN	4	5 x 5	2.2	8	0.4	CK110
7823265	XCMT052404ER-DN	4	5.83 x 5.83	2.4	8	0.4	CK110
7823266	XCMT062706ER-DN	4	6.46 x 6.46	2.7	8	0.6	CK110
7823267	XCMT073106ER-DN	4	7.11 x 7.11	3.1	8	0.6	CK110
7823268	XCMT083508ER-DN	4	8.36 x 8.36	3.5	8	0.8	CK110
7823269	XCMT094008ER-DN	4	9.62 x 9.62	4.0	8	0.8	CK110
7823297	XCMT104608ER-DN	4	10.89 x 10.89	4.6	8	0.8	CK110
7823271	XCMT125010ER-DN	4	12.57 x 12.57	5.0	8	1	CK110
7823272	XCMT135212ER-DN	4	14.05 x 14.05	5.2	8	1.2	CK110
7823273	XCMT145612ER-DN	4	15.58 x 15.58	5.6	8	1.2	CK110
7823275	XCMT165912ER-DN	4	17.28 x 17.28	5.8	8	1.2	CK110

● Stocked ○ Available Upon Request; MOQ May Apply ▲ Globally Stocked

Note: Grade XC9015 recommended for peripheral cutting edge only.



ABOUT OSG

DRILLING

THREADING

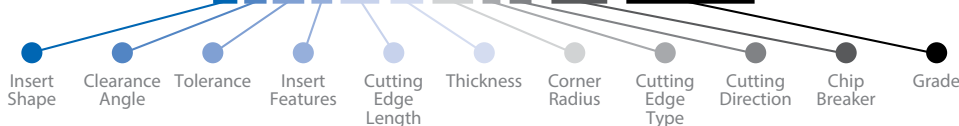
MILLING

HOLDERS

INDEX

DESIGNATION EXPLANATION

XCMT031904ER-DM-XP9020



See Full Detail on Page 358-359

Insert Grade	Chip Breaker	Coolant	P	M	K	N	S	H
			Steel	Stainless Steel	Cast Iron	Non-Ferrous	HRSA	Hardened Steel
XP9020	DM	Yes	○	○	○	○	○	○
XC9015	DM	Yes	○		○			
XP1010	DR	Yes	○		○			
CK110	DN	Yes				○		

DM: Steel & Stainless Steel, DR: Cast Iron, DN: Non-Ferrous

○ Good ○ Best


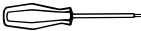




List 7808H

OSG PHOENIX® PD, Accessories

PACKED	PACKED
1 PIECE	10 PIECE

Appearance	EDP No.		Designation	Applicable Insert	Recommended Tightening
 Clamping Screw	7808096	●	FS18536P (M1.8 x 3.6, Torx 6IP)	XCMT03	0.7 Nm
	7808139	●	FS20543P (M2 x 4.3, Torx 6IP)	XCMT04	0.7 Nm
				XCMT05	
	7808138	●	FS22550P (M2.2 x 5, Torx 7IP)	XCMT06	1.0 Nm
	7808136	●	FS25560P (M2.5 x 6, Torx 8IP)	XCMT07	1.6 Nm
	7808135	●	FS30570P (M3 x 7, Torx 9IP)	XCMT08	2.2 Nm
				XCMT09	
	7808137	●	FS35586P (M3.5 x 8.6, Torx 15IP)	XCMT10	3.2 Nm
XCMT12					
7808114	●	FS45510P (M4.5 x 10, Torx 20IP)	XCMT13	5.0 Nm	
			XCMT14		
			XCMT16		
 Wrench	7808223	●	6IP-D (Torx 6IP)	XCMT03	
				XCMT04	
				XCMT05	
	7808224	●	7IP-D (Torx 7IP)	XCMT06	
	7808225	●	8IP-D (Torx 8IP)	XCMT07	
	7808226	●	9IP-D (Torx 9IP)	XCMT08	
	7808228	●	15IP-D (Torx 15IP)	XCMT10	
7808229	●	20IP-D (Torx 20IP)	XCMT13		
			XCMT14		
			XCMT16		

● Stocked ○ Available Upon Request; MOQ May Apply ▲ Globally Stocked

Note: Wrench sold separately

Packed: Clamping Screws = 10 pcs.; Wrench = 1 pc.

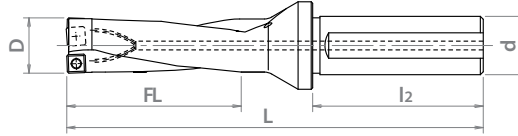




List 78001

OSG PHOENIX® PHP, Flat Shank

SPEED FEED	INSERTS	ACCS.	STEEL	2 FLUTE	PACKED
367	286	287			1 PIECE



EDP Number	Designation	Diameter	Flute Length	Overall Length	Shank Diameter	Shank Length	Applicable Insert
		D (mm)	FL (mm)	L (mm)	d (mm)	l2 (mm)	
7800100	▲ PHP140FS20M04-3D	14.00	42.00	116.00	20.00	50.00	SCMT04
7800101	▲ PHP145FS20M04-3D	14.50	45.00	119.00	20.00	50.00	SCMT04
7800102	▲ PHP150FS20M04-3D	15.00	45.00	119.00	20.00	50.00	SCMT04
7800103	▲ PHP155FS20M04-3D	15.50	48.00	122.00	20.00	50.00	SCMT04
7800104	▲ PHP160FS20M04-3D	16.00	48.00	122.00	20.00	50.00	SCMT04
7800105	▲ PHP165FS20M05-3D	16.50	51.00	125.00	20.00	50.00	SCMT05
7800106	▲ PHP170FS20M05-3D	17.00	51.00	125.00	20.00	50.00	SCMT05
7800107	▲ PHP175FS25M05-3D	17.50	54.00	134.00	25.00	56.00	SCMT05
7800108	▲ PHP180FS25M05-3D	18.00	54.00	134.00	25.00	56.00	SCMT05
7800109	▲ PHP185FS25M06-3D	18.50	57.00	137.00	25.00	56.00	SCMT06
7800110	▲ PHP190FS25M06-3D	19.00	57.00	137.00	25.00	56.00	SCMT06
7800111	▲ PHP195FS25M06-3D	19.50	60.00	140.00	25.00	56.00	SCMT06
7800112	▲ PHP200FS25M06-3D	20.00	60.00	140.00	25.00	56.00	SCMT06
7800113	▲ PHP205FS25M06-3D	20.50	63.00	143.00	25.00	56.00	SCMT06
7800114	▲ PHP210FS25M06-3D	21.00	63.00	143.00	25.00	56.00	SCMT07
7800115	▲ PHP215FS25M07-3D	21.50	66.00	146.00	25.00	56.00	SCMT07
7800116	▲ PHP220FS25M07-3D	22.00	66.00	146.00	25.00	56.00	SCMT07
7800117	▲ PHP225FS25M07-3D	22.50	69.00	149.00	25.00	56.00	SCMT07
7800118	▲ PHP230FS25M07-3D	23.00	69.00	149.00	25.00	56.00	SCMT07
7800119	▲ PHP235FS32M07-3D	23.50	72.00	156.00	32.00	60.00	SCMT07
7800120	▲ PHP240FS32M07-3D	24.00	72.00	156.00	32.00	60.00	SCMT07
7800121	▲ PHP245FS32M08-3D	24.50	75.00	159.00	32.00	60.00	SCMT08
7800122	▲ PHP250FS32M08-3D	25.00	75.00	159.00	32.00	60.00	SCMT08
7800123	▲ PHP255FS32M08-3D	25.50	78.00	162.00	32.00	60.00	SCMT08
7800124	▲ PHP260FS32M08-3D	26.00	78.00	162.00	32.00	60.00	SCMT08
7800125	▲ PHP265FS32M08-3D	26.50	81.00	165.00	32.00	60.00	SCMT08
7800126	▲ PHP270FS32M08-3D	27.00	81.00	165.00	32.00	60.00	SCMT08
7800127	▲ PHP280FS32M08-3D	28.00	84.00	168.00	32.00	60.00	SCMT08
7800128	▲ PHP290FS32M10-3D	29.00	87.00	171.00	32.00	60.00	SCMT10
7800130	▲ PHP300FS32M10-3D	30.00	90.00	179.00	32.00	60.00	SCMT10
7800131	▲ PHP310FS32M10-3D	31.00	93.00	182.00	32.00	60.00	SCMT10
7800132	▲ PHP320FS32M10-3D	32.00	96.00	185.00	32.00	60.00	SCMT10
7800133	▲ PHP330FS40M10-3D	33.00	99.00	196.00	40.00	68.00	SCMT10
7800134	▲ PHP340FS40M12-3D	34.00	102.00	199.00	40.00	68.00	SCMT10
7800135	▲ PHP350FS40M12-3D	35.00	105.00	202.00	40.00	68.00	SCMT12
7800136	▲ PHP360FS40M12-3D	36.00	108.00	205.00	40.00	68.00	SCMT12
7800137	▲ PHP370FS40M12-3D	37.00	111.00	218.00	40.00	68.00	SCMT12
7800138	▲ PHP380FS40M12-3D	38.00	114.00	221.00	40.00	68.00	SCMT12
7800139	▲ PHP390FS40M12-3D	39.00	117.00	224.00	40.00	68.00	SCMT12
7800140	▲ PHP400FS40M12-3D	40.00	120.00	227.00	40.00	68.00	SCMT12

● Stocked ○ Available Upon Request; MOQ May Apply ▲ Globally Stocked



DESIGNATION EXPLANATION

PHP-140-FS-20-M-04-3D



See Full Detail on Page 360

P	M	K	N	S	H
Steel	Stainless Steel	Cast Iron	Non-Ferrous	HRSA	Hardened Steel
○	○	○	○	○	○

Material recommendation based on inserts compatible with this tool body.

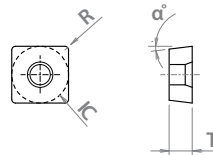

○ Good ○ Best



List 78PHP

OSG PHOENIX® PHP Inserts

SPEED FEED	PACKED
367	10 PIECE



EDP Number	Designation	Number of Cutting Edges	Insert Size				Grade	
			IC (mm)	T (mm)	α	R (mm)		
7817001	▲	SCMT042204-DM	4	4.8	2.2	7	0.4	XC9025
7817002	▲	SCMT052404-DM	4	5.4	2.4	7	0.4	XC9025
7817003	▲	SCMT062806-DM	4	6.2	2.8	7	0.6	XC9025
7817004	▲	SCMT073206-DM	4	7.2	3.2	7	0.6	XC9025
7817005	▲	SCMT083608-DM	4	8.6	3.6	7	0.8	XC9025
7817006	▲	SCMT104208-DM	4	10	4.2	7	0.8	XC9025
7817007	▲	SCMT125008-DM	4	12.3	5.0	7	0.8	XC9025
7818001	▲	SCMT042204-DM	4	4.8	2.2	7	0.4	XP9040
7818002	▲	SCMT052404-DM	4	5.4	2.4	7	0.4	XP9040
7818003	▲	SCMT062806-DM	4	6.2	2.8	7	0.6	XP9040
7818004	▲	SCMT073206-DM	4	7.2	3.2	7	0.6	XP9040
7818005	▲	SCMT083608-DM	4	8.6	3.6	7	0.8	XP9040
7818006	▲	SCMT104208-DM	4	10	4.2	7	0.8	XP9040
7818007	▲	SCMT125008-DM	4	12.3	5.0	7	0.8	XP9040

● Stocked ○ Available Upon Request; MOQ May Apply ▲ Globally Stocked



DESIGNATION EXPLANATION

SCMT042204-DM-XP9040



See Full Detail on Page 358-359

Insert Grade	Chip Breaker	Coolant	P	M	K	N	S	H
			Steel	Stainless Steel	Cast Iron	Non-Ferrous	HRSA	Hardened Steel
XC9025	DM	Yes	○	○	⊙	○		
XP9040	DM	Yes	⊙	⊙		⊙	○	

DM: Center Cutting Drill

○ Good ⊙ Best

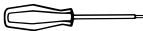




List 7808H

OSG PHOENIX® PHP, Accessories

PACKED	PACKED
1 PIECE	10 PIECE

Appearance	EDP No.		Designation	Applicable Insert	Recommended Tightening
 Clamping Screw	7808100	●	FS18538 (M1.8 x 3.8, Torx 6)	SCMT04	0.7 Nm
	7808102	●	FS20540 (M2 x 4, Torx 6)	SCMT05	0.7 Nm
	7808104	●	FS22550 (M2.2 x 5, Torx 7)	SCMT06	1.0 Nm
	7808108	●	FS25560 (M2.5 x 6, Torx 8)	SCMT07	1.6 Nm
	7808110	●	FS30573 (M3 x 7.3, Torx 8)	SCMT08	1.6 Nm
	7808111	●	FS35572 (M3.5 x 7.2, Torx 15)	SCMT10	3.2 Nm
	7808113	●	FS45510 (M4.5 x 10.5, Torx 20)	SCMT12	5.0 Nm
 Wrench	7808203	●	T6-D (Torx 6)	SCMT04 SCMT05	
	7808204	●	T7-D (Torx 7)	SCMT06	
	7808205	●	T8-D (Torx 8)	SCMT07 SCMT08	
	7808208	●	T15-D (Torx 15)	SCMT10	
	7808209	●	T20-D (Torx 20)	SCMT12	

● Stocked ○ Available Upon Request; MOQ May Apply ▲ Globally Stocked

Note: Wrench sold separately

Packed: Clamping Screws = 10 pcs.; Wrench = 1 pc.



ABOUT OSG

DRILLING

THREADING

MILLING

HOLDERS

INDEX




List 52513

OSG PHOENIX® PDZ-2D, Flat Shank

NEW



SPEED FEED 368	INSERTS 292	ACCS. 293	STEEL	2 FLUTE	PACKED 1 PIECE
--------------------------	-----------------------	---------------------	--------------	----------------	--------------------------



EDP Number	Designation	Diameter		Drilling Depth		Overall Length		Shank Diameter		Shank Length		Applicable Insert
		D (in)	L1 (in)	L (in)	d (in)	L2 (in)	L2 (in)	L2 (in)				
52513002	● PDZ0688FS075A05-2D	0.688	1.375	4.053	0.750	1.969	ZPNT05					
52513003	● PDZ0750FS100A06-2D	0.750	1.500	4.413	1.000	2.205	ZPNT06					
52513004	● PDZ0812FS100A06-2D	0.813	1.625	4.537	1.000	2.205	ZPNT06					
52513005	● PDZ0875FS100A06-2D	0.875	1.750	4.860	1.000	2.205	ZPNT06					
52513006	● PDZ0937FS125A07-2D	0.938	1.875	5.142	1.250	2.362	ZPNT07					
52513007	● PDZ1000FS125A07-2D	1.000	2.000	5.268	1.250	2.362	ZPNT07					
52513008	● PDZ1062FS125A08-2D	1.063	2.125	5.392	1.250	2.362	ZPNT08					
52513009	● PDZ1125FS125A08-2D	1.125	2.250	5.518	1.250	2.362	ZPNT08					
52513010	● PDZ1187FS125A08-2D	1.188	2.375	5.642	1.250	2.362	ZPNT08					
52513011	● PDZ1250FS125A09-2D	1.250	2.500	5.768	1.250	2.362	ZPNT09					
52513012	● PDZ1312FS150A09-2D	1.313	2.625	6.285	1.500	2.756	ZPNT09					
52513013	● PDZ1375FS150A09-2D	1.375	2.750	6.411	1.500	2.756	ZPNT09					
52513014	● PDZ1437FS150A10-2D	1.438	2.875	6.535	1.500	2.756	ZPNT10					
52513015	● PDZ1500FS150A10-2D	1.500	3.000	6.661	1.500	2.756	ZPNT10					

● Stocked ○ Available Upon Request; MOQ May Apply ▲ Globally Stocked



DESIGNATION EXPLANATION

PDZ-0688-FS-075-A-05-2D



See Full Detail on Page 360

P	M	K	N	S	H
Steel	Stainless Steel	Cast Iron	Non-Ferrous	HRSA	Hardened Steel
⊙	⊙	⊙	○	○	○

Material recommendation based on inserts compatible with this tool body.

○ Good ⊙ Best






List 78537

OSG PHOENIX® PDZ-2D, Flat Shank

NEW



SPEED FEED	INSERTS	ACCS.	STEEL	2 FLUTE	PACKED
368	292	293			1 PIECE



EDP Number	Designation	Diameter	Drilling Depth	Overall Length	Shank Diameter	Shank Length	Applicable Insert
		D (mm)	L1 (mm)	L (mm)	d (mm)	L2 (mm)	
7803776	● PDZ1600FS20M05-2D	16.00	32.00	97.00	20.00	50.00	ZPNT05
7803777	● PDZ1650FS20M05-2D	16.50	33.00	98.00	20.00	50.00	ZPNT05
7803778	● PDZ1700FS20M05-2D	17.00	34.00	102.00	20.00	50.00	ZPNT05
7803779	● PDZ1750FS25M05-2D	17.50	35.00	109.00	25.00	56.00	ZPNT05
7803780	● PDZ1800FS25M05-2D	18.00	36.00	110.00	25.00	56.00	ZPNT05
7803781	● PDZ1850FS25M05-2D	18.50	37.00	111.00	25.00	56.00	ZPNT05
7803782	● PDZ1900FS25M06-2D	19.00	38.00	112.00	25.00	56.00	ZPNT06
7803783	● PDZ1950FS25M06-2D	19.50	39.00	113.00	25.00	56.00	ZPNT06
7803784	● PDZ2000FS25M06-2D	20.00	40.00	114.00	25.00	56.00	ZPNT06
7803785	● PDZ2100FS25M06-2D	21.00	42.00	121.00	25.00	56.00	ZPNT06
7803786	● PDZ2200FS25M06-2D	22.00	44.00	123.00	25.00	56.00	ZPNT06
7803787	● PDZ2300FS25M07-2D	23.00	46.00	125.00	25.00	56.00	ZPNT07
7803788	● PDZ2400FS25M07-2D	24.00	48.00	127.00	25.00	56.00	ZPNT07
7803790	● PDZ2500FS32M07-2D	25.00	50.00	133.00	32.00	60.00	ZPNT07
7803791	● PDZ2600FS32M07-2D	26.00	52.00	135.00	32.00	60.00	ZPNT07
7803792	● PDZ2700FS32M08-2D	27.00	54.00	137.00	32.00	60.00	ZPNT08
7803793	● PDZ2800FS32M08-2D	28.00	56.00	139.00	32.00	60.00	ZPNT08
7803794	● PDZ2900FS32M08-2D	29.00	58.00	141.00	32.00	60.00	ZPNT08
7803795	● PDZ3000FS32M08-2D	30.00	60.00	143.00	32.00	60.00	ZPNT08
7803796	● PDZ3100FS32M08-2D	31.00	62.00	145.00	32.00	60.00	ZPNT08
7803797	● PDZ3200FS32M09-2D	32.00	64.00	147.00	32.00	60.00	ZPNT09
7803798	● PDZ3300FS40M09-2D	33.00	66.00	159.00	40.00	70.00	ZPNT09
7803799	● PDZ3400FS40M09-2D	34.00	68.00	161.00	40.00	70.00	ZPNT09
7803800	● PDZ3500FS40M10-2D	35.00	70.00	163.00	40.00	70.00	ZPNT10
7803801	● PDZ3600FS40M10-2D	36.00	72.00	165.00	40.00	70.00	ZPNT10
7803802	● PDZ3700FS40M10-2D	37.00	74.00	167.00	40.00	70.00	ZPNT10
7803803	● PDZ3800FS40M10-2D	38.00	76.00	169.00	40.00	70.00	ZPNT10
7803804	● PDZ3900FS40M13-2D	39.00	78.00	178.00	40.00	70.00	ZPNT13
7803805	● PDZ4000FS40M13-2D	40.00	80.00	180.00	40.00	70.00	ZPNT13
7803806	● PDZ4100FS40M13-2D	41.00	82.00	182.00	40.00	70.00	ZPNT13
7803807	● PDZ4200FS40M13-2D	42.00	84.00	184.00	40.00	70.00	ZPNT13
7803808	● PDZ4300FS40M13-2D	43.00	86.00	186.00	40.00	70.00	ZPNT13

● Stocked ○ Available Upon Request; MOQ May Apply ▲ Globally Stocked



DESIGNATION EXPLANATION

PDZ-1600-FS-20-M-05-2D



See Full Detail on Page 360

P	M	K	N	S	H
Steel	Stainless Steel	Cast Iron	Non-Ferrous	HRSA	Hardened Steel
○	○	○	○	○	○

Material recommendation based on inserts compatible with this tool body.

○ Good ○ Best





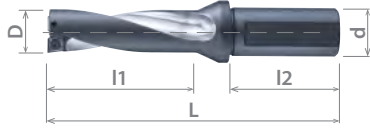
List 52514

OSG PHOENIX[®] PDZ-3D, Flat Shank

NEW



SPEED FEED 368	INSERTS 292	ACCS. 293	STEEL			PACKED 1 PIECE
--------------------------	-----------------------	---------------------	--------------	--	--	--------------------------



EDP Number	Designation	Diameter		Drilling Depth		Overall Length		Shank Diameter		Shank Length		Applicable Insert
		D (in)	L1 (in)	L (in)	d (in)	L2 (in)	d (in)	L2 (in)				
52514002	● PDZ0688FS075A05-3D	0.688	2.063	4.741	0.750	1.969			ZPNT05			
52514003	● PDZ0750FS100A06-3D	0.750	2.250	5.163	1.000	2.205			ZPNT06			
52514004	● PDZ0812FS100A06-3D	0.813	2.438	5.350	1.000	2.205			ZPNT06			
52514005	● PDZ0875FS100A06-3D	0.875	2.625	5.735	1.000	2.205			ZPNT06			
52514006	● PDZ0937FS125A07-3D	0.938	2.813	6.080	1.250	2.362			ZPNT07			
52514007	● PDZ1000FS125A07-3D	1.000	3.000	6.268	1.250	2.362			ZPNT07			
52514008	● PDZ1062FS125A08-3D	1.063	3.188	6.455	1.250	2.362			ZPNT08			
52514009	● PDZ1125FS125A08-3D	1.125	3.375	6.643	1.250	2.362			ZPNT08			
52514010	● PDZ1187FS125A08-3D	1.188	3.563	6.830	1.250	2.362			ZPNT08			
52514011	● PDZ1250FS125A09-3D	1.250	3.750	7.018	1.250	2.362			ZPNT09			
52514012	● PDZ1312FS150A09-3D	1.313	3.938	7.598	1.500	2.756			ZPNT09			
52514013	● PDZ1375FS150A09-3D	1.375	4.125	7.786	1.500	2.756			ZPNT09			
52514014	● PDZ1437FS150A10-3D	1.438	4.313	7.973	1.500	2.756			ZPNT10			
52514015	● PDZ1500FS150A10-3D	1.500	4.500	8.161	1.500	2.756			ZPNT10			

● Stocked ○ Available Upon Request; MOQ May Apply ▲ Globally Stocked



DESIGNATION EXPLANATION

PDZ-0688-FS-075-A-05-3D



See Full Detail on Page 360

P	M	K	N	S	H
Steel	Stainless Steel	Cast Iron	Non-Ferrous	HRSA	Hardened Steel
○	○	○	○	○	○

Material recommendation based on inserts compatible with this tool body.

○ Good ○ Best





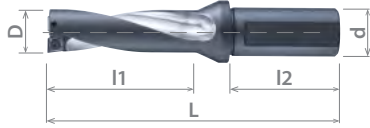
List 78538

OSG PHOENIX® PDZ-3D, Flat Shank

NEW



SPEED FEED	INSERTS	ACCS.	STEEL	2 FLUTE	PACKED
368	292	293			1 PIECE



EDP Number	Designation	Diameter	Drilling Depth	Overall Length	Shank Diameter	Shank Length	Applicable Insert
		D (mm)	L1 (mm)	L (mm)	d (mm)	L2 (mm)	
7803828	● PDZ1600FS20M05-3D	16.00	48.00	113.00	20.00	50.00	ZPNT05
7803829	● PDZ1650FS20M05-3D	16.50	50.00	115.00	20.00	50.00	ZPNT05
7803830	● PDZ1700FS20M05-3D	17.00	51.00	119.00	20.00	50.00	ZPNT05
7803831	● PDZ1750FS25M05-3D	17.50	53.00	127.00	25.00	56.00	ZPNT05
7803832	● PDZ1800FS25M05-3D	18.00	54.00	128.00	25.00	56.00	ZPNT05
7803833	● PDZ1850FS25M05-3D	18.50	56.00	130.00	25.00	56.00	ZPNT05
7803834	● PDZ1900FS25M06-3D	19.00	57.00	131.00	25.00	56.00	ZPNT05
7803835	● PDZ1950FS25M06-3D	19.50	59.00	133.00	25.00	56.00	ZPNT05
7803836	● PDZ2000FS25M06-3D	20.00	60.00	134.00	25.00	56.00	ZPNT06
7803837	● PDZ2100FS25M06-3D	21.00	63.00	142.00	25.00	56.00	ZPNT06
7803838	● PDZ2200FS25M06-3D	22.00	66.00	145.00	25.00	56.00	ZPNT06
7803839	● PDZ2300FS25M07-3D	23.00	69.00	148.00	25.00	56.00	ZPNT07
7803840	● PDZ2400FS25M07-3D	24.00	72.00	151.00	25.00	56.00	ZPNT07
7803842	● PDZ2500FS32M07-3D	25.00	75.00	158.00	32.00	60.00	ZPNT07
7803843	● PDZ2600FS32M07-3D	26.00	78.00	161.00	32.00	60.00	ZPNT07
7803844	● PDZ2700FS32M08-3D	27.00	81.00	164.00	32.00	60.00	ZPNT08
7803845	● PDZ2800FS32M08-3D	28.00	84.00	167.00	32.00	60.00	ZPNT08
7803846	● PDZ2900FS32M08-3D	29.00	87.00	170.00	32.00	60.00	ZPNT08
7803847	● PDZ3000FS32M08-3D	30.00	90.00	173.00	32.00	60.00	ZPNT08
7803848	● PDZ3100FS32M08-3D	31.00	93.00	176.00	32.00	60.00	ZPNT08
7803849	● PDZ3200FS32M09-3D	32.00	96.00	179.00	32.00	60.00	ZPNT09
7803850	● PDZ3300FS40M09-3D	33.00	99.00	192.00	40.00	70.00	ZPNT09
7803851	● PDZ3400FS40M09-3D	34.00	102.00	195.00	40.00	70.00	ZPNT09
7803852	● PDZ3500FS40M10-3D	35.00	105.00	198.00	40.00	70.00	ZPNT10
7803853	● PDZ3600FS40M10-3D	36.00	108.00	201.00	40.00	70.00	ZPNT10
7803854	● PDZ3700FS40M10-3D	37.00	111.00	204.00	40.00	70.00	ZPNT10
7803855	● PDZ3800FS40M10-3D	38.00	114.00	207.00	40.00	70.00	ZPNT10
7803856	● PDZ3900FS40M13-3D	39.00	117.00	217.00	40.00	70.00	ZPNT13
7803857	● PDZ4000FS40M13-3D	40.00	120.00	220.00	40.00	70.00	ZPNT13
7803858	● PDZ4100FS40M13-3D	41.00	123.00	223.00	40.00	70.00	ZPNT13
7803859	● PDZ4200FS40M13-3D	42.00	126.00	226.00	40.00	70.00	ZPNT13
7803860	● PDZ4300FS40M13-3D	43.00	129.00	229.00	40.00	70.00	ZPNT13

● Stocked ○ Available Upon Request; MOQ May Apply ▲ Globally Stocked

PXT

DESIGNATION EXPLANATION

PDZ-1600-FS-20-M-05-3D



See Full Detail on Page 360

P	M	K	N	S	H
Steel	Stainless Steel	Cast Iron	Non-Ferrous	HRSA	Hardened Steel
○	○	○	○	○	○

Material recommendation based on inserts compatible with this tool body.

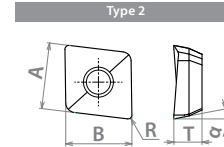
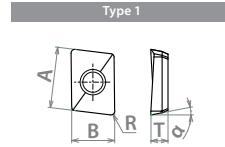
○ Good ○ Best



List 78PZAG

OSG PHOENIX® PZAG / PDZ / PMD Inserts

SPEED FEED	PACKED
368	10 PIECE



EDP Number	Designation	Number of Cutting Edges	Insert Size				Type	Grade
			AxB (mm)	T (mm)	α	R (mm)		
7814101	● ZPNT040104ER	2	6.35 x 4.45	1.76	11	0.4	1	XP8030
7814102	● ZPNT050204EN	2	5.9 x 5.9	2.25	11	0.4	2	XP8030
7814103	● ZPNT060204EN	2	6.95 x 6.95	2.93	11	0.4	2	XP8030
7814104	● ZPNT070304EN	2	7.84 x 7.84	3.87	11	0.4	2	XP8030
7814105	● ZPNT080304EN	2	8.85 x 8.85	3.92	11	0.4	2	XP8030
7814106	● ZPNT090404EN	2	9.94 x 9.94	4.65	11	0.4	2	XP8030
7814108	● ZPNT100408EN	2	10.95 x 10.95	4.65	11	0.8	2	XP8030
7814109	● ZPNT130504EN	2	13.92 x 13.92	5.46	11	0.4	2	XP8030
7814110	● ZPNT130508EN	2	13.92 x 13.92	5.46	11	0.8	2	XP8030
7814111	● ZPNT170608EN	2	17.85 x 17.85	6.31	11	0.8	2	XP8030
7815101	● ZPNT040104ER	2	6.35 x 4.45	1.76	11	0.4	1	XC8035
7815102	● ZPNT050204EN	2	5.9 x 5.9	2.25	11	0.4	2	XC8035
7815103	● ZPNT060204EN	2	6.95 x 6.95	2.93	11	0.4	2	XC8035
7815104	● ZPNT070304EN	2	7.84 x 7.84	3.87	11	0.4	2	XC8035
7815105	● ZPNT080304EN	2	8.85 x 8.85	3.92	11	0.4	2	XC8035
7815106	● ZPNT090404EN	2	9.94 x 9.94	4.65	11	0.4	2	XC8035
7815108	● ZPNT100408EN	2	10.95 x 10.95	4.65	11	0.8	2	XC8035
7815109	● ZPNT130504EN	2	13.92 x 13.92	5.46	11	0.4	2	XC8035
7815110	● ZPNT130508EN	2	13.92 x 13.92	5.46	11	0.8	2	XC8035
7815111	● ZPNT170608EN	2	17.85 x 17.85	6.31	11	0.8	2	XC8035

● Stocked ○ Available Upon Request; MOQ May Apply ▲ Globally Stocked
Note: XC8035 recommended for peripheral cutting edge only.



⚠ Precautions when installing the insert


- The insert (XP8030) has a total of 4 working corners – 2 corners for the peripheral cutting edge and 2 corners for the center cutting edge.
- Use the peripheral cutting edge corner for the peripheral cutting edge and the center cutting edge corner for the center cutting edge.



Attached with peripheral cutting edge



Attached with center cutting edge



— Edges for peripheral cutting
— Edges for center cutting

DESIGNATION EXPLANATION

ZPNT040204ER-XC8035



See Full Detail on Page 358-359

Insert Grade	Coolant	P	M	K	N	S	H
		Steel	Stainless Steel	Cast Iron	Non-Ferrous	HRSA	Hardened Steel
XC8035	Yes	○	○	⊙	○	○	○
XP8030	Yes	⊙	⊙	○	○	○	○

○ Good ⊙ Best


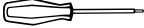




List 7808H

OSG PHOENIX® PDZ Accessories

PACKED	PACKED
1 PIECE	10 PIECE

Appearance	EDP No.		Designation	Applicable Insert	Recommended Tightening
 Clamping Screw	7808139	●	FS20543P (M2 x 4.3, Torx 6IP)	ZPNT05	0.7 Nm
	7808138	●	FS22550P (M2.2 x 5, Torx 7IP)	ZPNT06	1.0 Nm
	7808136	●	FS25560P (M2.5 x 6, Torx 8IP)	ZPNT07	1.6 Nm
	7808135	●	FS30570P (M3 x 7, Torx 9IP)	ZPNT08, ZPNT09	2.2 Nm
	7808137	●	FS35586P (M3.5 x 8.6, Torx 15IP)	ZPNT10	3.2 Nm
	7808114	●	FS45510P (M4.5 x 10, Torx 20IP)	ZPNT13	5.0 Nm
 Wrench	7808223	●	6IP-D (Torx 6IP)	ZPNT05	
	7808224	●	7IP-D (Torx 7IP)	ZPNT06	
	7808225	●	8IP-D (Torx 8IP)	ZPNT07	
	7808226	●	9IP-D (Torx 9IP)	ZPNT08, ZPNT09	
	7808228	●	15IP-D (Torx 15IP)	ZPNT10	
	7808229	●	20IP-D (Torx 20IP)	ZPNT13	

● Stocked ○ Available Upon Request; MOQ May Apply ▲ Globally Stocked

Note: Wrench sold separately

Packed: Clamping Screws = 10 pcs.; Wrench = 1 pc.



ABOUT OSG

DRILLING

THREADING

MILLING

HOLDERS

INDEX



List 52510

OSG PHOENIX® PZAG SA, Cylindrical

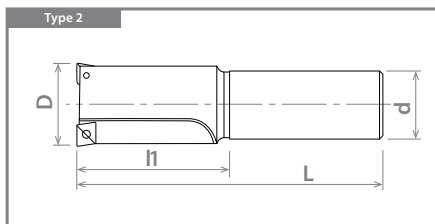
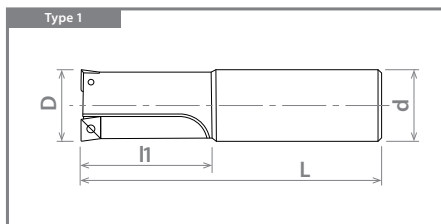


SPEED FEED	INSERTS	ACCS.	STEEL	2 FLUTE	PACKED
370	298	299			1 PIECE



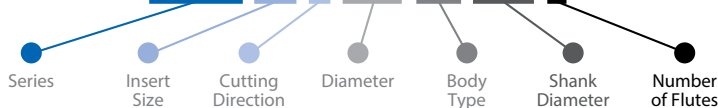
EDP Number	Designation	Diameter		Drilling Depth		Overall Length		Shank Diameter		Min. Drill Hole Size (in)	Max Stepover for Plunging		Type	Applicable Insert
		D (in)	I1 (in)	L1 (in)	L (in)	d (in)	Ar Max (in)							
52510000	● PZAG04R053SA075-2	0.531	0.797	1.063	3.813	0.750	0.216	0.157	1	ZPNT04				
52510001	● PZAG04R063SA075-2	0.625	0.938	1.250	4.000	0.750	0.310	0.157	1	ZPNT04				
52510002	● PZAG06R072SA075-2	0.719	1.078	1.438	4.188	0.750	0.246	0.236	1	ZPNT06				
52510003	● PZAG06R075SA075-2	0.750	1.125	1.500	4.250	0.750	0.278	0.236	1	ZPNT06				
52510004	● PZAG06R081SA100-2	0.813	1.219	1.625	4.625	1.000	0.340	0.236	1	ZPNT06				
52510005	● PZAG06R091SA100-2	0.906	1.359	1.813	4.813	1.000	0.434	0.236	1	ZPNT06				
52510006	● PZAG09R100SA100-2	1.000	1.500	2.000	5.000	1.000	0.291	0.354	1	ZPNT09				
52510007	● PZAG09R119SA125-2	1.188	1.781	2.375	5.525	1.250	0.479	0.354	1	ZPNT09				
52510008	● PZAG09R125SA125-2	1.250	1.875	2.500	5.650	1.250	0.541	0.354	1	ZPNT09				
52510009	● PZAG09R138SA125-2	1.375	2.063	2.750	5.900	1.250	0.666	0.354	2	ZPNT09				
52510010	● PZAG09R150SA125-2	1.500	2.250	3.000	6.150	1.250	0.791	0.354	2	ZPNT09				
52510011	● PZAG09R163SA125-2	1.625	2.438	3.250	6.400	1.250	0.916	0.354	2	ZPNT09				
52510012	● PZAG09R181SA125-2	1.813	2.719	3.625	6.775	1.250	1.104	0.354	2	ZPNT09				

● Stocked ○ Available Upon Request; MOQ May Apply ▲ Globally Stocked



DESIGNATION EXPLANATION

PZAG-04-R-053-SA-075-2



See Full Detail on Page 360

P	M	K	N	S	H
Steel	Stainless Steel	Cast Iron	Non-Ferrous	HRSA	Hardened Steel
○	○	○	○	○	○

Material recommendation based on inserts compatible with this tool body.

○ Good ○ Best





List 78321

OSG PHOENIX® PZAG SS, Cylindrical

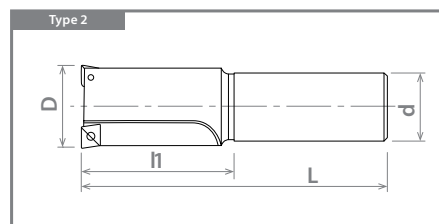
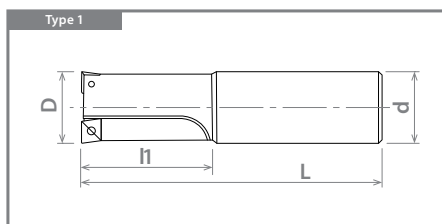


SPEED FEED	INSERTS	ACCS.	STEEL	2 FLUTE	PACKED
370	298	299			1 PIECE




EDP Number	Designation	Diameter		Drilling Depth		Neck Length		Overall Length		Shank Diameter		Min. Drill Hole Size		Max Stepover for Plunging		Type	Applicable Insert
		D (mm)	I1 (mm)	L1 (mm)	L (mm)	d (mm)	d (mm)	Ar Max (mm)	Ar Max (mm)								
7832100	▲ PZAG04R014SS20-2	14.00	21.00	30.00	100.00	20.00	6.00	4.00	1	ZPNT04							
7832101	▲ PZAG06R0175SS20-2	17.50	26.00	35.00	105.00	20.00	5.50	6.00	1	ZPNT06							
7832102	▲ PZAG06R020SS20-2	20.00	30.00	40.00	110.00	20.00	8.00	6.00	1	ZPNT06							
7832103	▲ PZAG06R023SS25-2	23.00	34.50	50.00	125.00	25.00	11.00	6.00	1	ZPNT06							
7832104	▲ PZAG09R026SS25-2	26.00	39.00	55.00	130.00	25.00	8.00	9.00	2	ZPNT09							
7832105	▲ PZAG09R029SS32-2	29.00	43.50	60.00	140.00	32.00	11.00	9.00	1	ZPNT09							
7832106	▲ PZAG09R032SS32-2	32.00	48.00	65.00	145.00	32.00	14.00	9.00	1	ZPNT09							
7832107	▲ PZAG09R035SS32-2	35.00	52.50	70.00	150.00	32.00	17.00	9.00	2	ZPNT09							
7832108	▲ PZAG09R039SS32-2	39.00	58.50	80.00	160.00	32.00	21.00	9.00	2	ZPNT09							
7832109	▲ PZAG09R043SS32-2	43.00	64.50	90.00	170.00	32.00	25.00	9.00	2	ZPNT09							
7832110	▲ PZAG09R048SS32-2	48.00	72.00	100.00	180.00	32.00	30.00	9.00	2	ZPNT09							

● Stocked ○ Available Upon Request; MOQ May Apply ▲ Globally Stocked



DESIGNATION EXPLANATION

PZAG-04-R-014-SS-20-2



See Full Detail on Page 360

P	M	K	N	S	H
Steel	Stainless Steel	Cast Iron	Non-Ferrous	HRSA	Hardened Steel
○	○	○	○	○	○

Material recommendation based on inserts compatible with this tool body.

○ Good ○ Best





List 52511

OSG PHOENIX® PZAG, Bore



SPEED FEED
370

INSERTS
298

ACCS.
299

STEEL

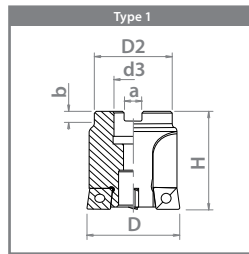


PACKED
1 PIECE



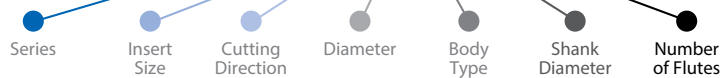
EDP Number	Designation	Diameter	Drilling Depth	Body Height	Flange Diameter	Bore Diameter	Keyway Width	Keyway Depth	Min. Drill Hole Size	Max Stepover for Plunging	Applicable Insert
		D (in)	l1 (in)	H (in)	D2 (in)	d3 (in)	a (in)	b (in)	(in)	Ar Max (in)	
52511000	● PZAG13R200A075-4	2.000	1.300	2.480	1.772	0.750	0.315	0.197	1.016	0.492	ZPNT13
52511001	● PZAG13R238A075-4	2.375	1.544	2.480	1.772	0.750	0.315	0.197	1.391	0.492	ZPNT13
52511002	● PZAG13R250A075-4	2.500	1.625	2.480	1.772	0.750	0.315	0.197	1.516	0.492	ZPNT13
52511003	● PZAG13R275A100-4	2.750	1.788	2.480	2.362	1.000	0.375	0.236	1.766	0.492	ZPNT13
52511004	● PZAG17R300A100-4	3.000	1.950	2.480	2.362	1.000	0.375	0.236	1.740	0.630	ZPNT17
52511005	● PZAG17R313A100-4	3.125	2.031	2.480	2.362	1.000	0.375	0.236	1.866	0.630	ZPNT17

● Stocked ○ Available Upon Request; MOQ May Apply ▲ Globally Stocked



DESIGNATION EXPLANATION

PZAG-13-R-200-A-075-4



See Full Detail on Page 360

P	M	K	N	S	H
Steel	Stainless Steel	Cast Iron	Non-Ferrous	HRSA	Hardened Steel
○	○	○	○	○	○

Material recommendation based on inserts compatible with this tool body.

○ Good ○ Best





List 78421

OSG PHOENIX® PZAG, Bore



SPEED FEED
370

INSERTS
298

ACCS.
299

STEEL



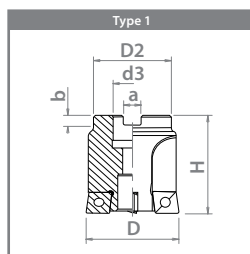
4 FLUTE

PACKED
1 PIECE



EDP Number	Designation	Diameter	Drilling Depth	Body Height	Flange Diameter	Bore Diameter	Keyway Width	Keyway Depth	Min. Drill Hole Size	Max Stepover for Plunging	Applicable Insert
		D (in)	I1 (mm)	H (in)	D2 (in)	d3 (in)	a (in)	b (in)	(in)	Ar Max (in)	
7832111	▲ PZAG13R054M22-4	54.00	35.00	63.00	45.00	22.00	10.40	6.30	29.00	12.50	ZPNT13
7832112	▲ PZAG13R058M22-4	58.00	38.00	63.00	45.00	22.00	10.40	6.30	33.00	12.50	ZPNT13
7832113	▲ PZAG13R062M22-4	62.00	41.00	63.00	45.00	22.00	10.40	6.30	37.00	12.50	ZPNT13
7832114	▲ PZAG13R067M22-4	67.00	44.00	63.00	45.00	22.00	10.40	6.30	42.00	12.50	ZPNT13
7832115	▲ PZAG13R072M22-4	72.00	47.00	63.00	45.00	22.00	10.40	6.30	47.00	12.50	ZPNT13
7832116	▲ PZAG17R076M22-4	76.00	50.00	63.00	45.00	22.00	10.40	6.30	44.00	16.00	ZPNT17
7832117	▲ PZAG17R082M22-4	82.00	54.00	63.00	45.00	22.00	10.40	6.30	50.00	16.00	ZPNT17

● Stocked ○ Available Upon Request; MOQ May Apply ▲ Globally Stocked



DESIGNATION EXPLANATION

PZAG-13-R-054-M-22-4



See Full Detail on Page 360

P	M	K	N	S	H
Steel	Stainless Steel	Cast Iron	Non-Ferrous	HRSA	Hardened Steel
○	○	○	○	○	○

Material recommendation based on inserts compatible with this tool body.

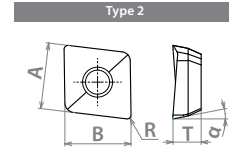
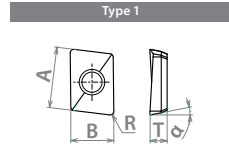
○ Good ○ Best



List 78PZAG

OSG PHOENIX® PZAG / PDZ / PMD Inserts

SPEED FEED	PACKED
370	10 PIECE



EDP Number	Designation	Number of Cutting Edges	Insert Size				Type	Grade
			IC (mm)	T (mm)	α	R (mm)		
7815101	ZPNT040104ER	2	6.35 x 4.45	1.76	11	0.4	1	XC8035
7815102	ZPNT050204EN	2	5.9 x 5.9	2.25	11	0.4	2	XC8035
7815103	ZPNT060204EN	2	6.95 x 6.95	2.93	11	0.4	2	XC8035
7815104	ZPNT070304EN	2	7.84 x 7.84	3.87	11	0.4	2	XC8035
7815105	ZPNT080304EN	2	8.85 x 8.85	3.92	11	0.4	2	XC8035
7815106	ZPNT090404EN	2	9.94 x 9.94	4.65	11	0.4	2	XC8035
7815108	ZPNT100408EN	2	10.95 x 10.95	4.65	11	0.8	2	XC8035
7815109	ZPNT130504EN	2	13.92 x 13.92	5.46	11	0.4	2	XC8035
7815110	ZPNT130508EN	2	13.92 x 13.92	5.46	11	0.8	2	XC8035
7815111	ZPNT170608EN	2	17.85 x 17.85	6.31	11	0.8	2	XC8035
7814101	ZPNT040104ER	2	6.35 x 4.45	1.76	11	0.4	1	XP8030
7814102	ZPNT050204EN	2	5.9 x 5.9	2.25	11	0.4	2	XP8030
7814103	ZPNT060204EN	2	6.95 x 6.95	2.93	11	0.4	2	XP8030
7814104	ZPNT070304EN	2	7.84 x 7.84	3.87	11	0.4	2	XP8030
7814105	ZPNT080304EN	2	8.85 x 8.85	3.92	11	0.4	2	XP8030
7814106	ZPNT090404EN	2	9.94 x 9.94	4.65	11	0.4	2	XP8030
7814108	ZPNT100408EN	2	10.95 x 10.95	4.65	11	0.8	2	XP8030
7814109	ZPNT130504EN	2	13.92 x 13.92	5.46	11	0.4	2	XP8030
7814110	ZPNT130508EN	2	13.92 x 13.92	5.46	11	0.8	2	XP8030
7814111	ZPNT170608EN	2	17.85 x 17.85	6.31	11	0.8	2	XP8030

● Stocked ○ Available Upon Request; MOQ May Apply ▲ Globally Stocked




⚠ Precautions when installing the insert


- The insert (XP8030) has a total of 4 working corners – 2 corners for the peripheral cutting edge and 2 corners for the center cutting edge.
- Use the peripheral cutting edge corner for the peripheral cutting edge and the center cutting edge corner for the center cutting edge.



Attached with peripheral cutting edge



Attached with center cutting edge



— Edges for peripheral cutting
— Edges for center cutting

DESIGNATION EXPLANATION

Z P N T 04 02 04 E R - X C 8035



See Full Detail on Page 358-359

Insert Grade	Coolant	P	M	K	N	S	H
		Steel	Stainless Steel	Cast Iron	Non-Ferrous	HRSA	Hardened Steel
XC8035	Yes	○	○	⊙	○	○	○
XP8030	Yes	⊙	⊙	○	○	○	○

○ Good ⊙ Best


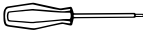




List 7808H

OSG PHOENIX® PZAG Accessories

PACKED	PACKED
1 PIECE	10 PIECE

Appearance	EDP No.		Designation	Applicable Insert	Recommended Tightening
 Clamping Screw	7808096	●	FS18536P (M1.8 x 3.6, Torx 6IP)	ZPNT04	0.7 Nm
	7808138	●	FS22550P (M2.2 x 5, Torx 7IP)	ZPNT06	1.0 Nm
	7808135	●	FS30570P (M3 x 7, Torx 9IP)	ZPNT09	2.2 Nm
	7808114	●	FS45510P (M4.5 x 10, Torx 20IP)	ZPNT13 ZPNT17	5.0 Nm
 Wrench	7808223	●	6IP-D (Torx 6IP)	ZPNT04	
	7808224	●	7IP-D (Torx 7IP)	ZPNT06	
	7808226	●	9IP-D (Torx 9IP)	ZPNT09	
	7808229	●	20IP-D (Torx 20IP)	ZPNT13 ZPNT17	

● Stocked ○ Available Upon Request; MOQ May Apply ▲ Globally Stocked

Note: Wrench sold separately

Packed: Clamping Screws = 10 pcs.; Wrench = 1 pc.



ABOUT OSG

DRILLING

THREADING

MILLING

HOLDERS

INDEX






List 52512

OSG PHOENIX[®] PLDS SA, Cylindrical



SPEED FEED	INSERTS	ACCS.	STEEL	1 FLUTE	PACKED
371	303	304			1 PIECE



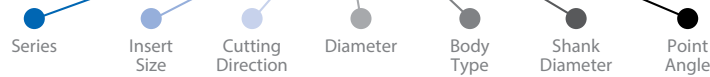
EDP Number	Designation	Diameter			Length of Cut		Overall Length	Shank Diameter	Shank Length	Point Angle	Applicable Insert
		D (in)	Dmin (in)	Dmax (in)	Lc (in)	L1 (in)	L (in)	d (in)	L2 (in)	α	
52512000	● PLDS11R002SA0625-90	0.567	0.098	0.531	0.228	1.250	4.500	0.625	3.250	90	TPKT11
52512001	● PLDS11R002SA0625-L90	0.567	0.098	0.531	0.228	1.250	8.000	0.625	6.750	90	TPKT11
52512002	● PLDS11R002SA0625-120	0.681	0.094	0.630	0.157	1.250	4.500	0.625	3.250	120	TPKT11
52512003	● PLDS11R002SA0625-L120	0.681	0.094	0.630	0.157	1.250	8.000	0.625	6.750	120	TPKT11

● Stocked ○ Available Upon Request; MOQ May Apply ▲ Globally Stocked



DESIGNATION EXPLANATION

PLDS-11-R-002-SA-0625-90



See Full Detail on Page 360

P	M	K	N	S	H
Steel	Stainless Steel	Cast Iron	Non-Ferrous	HRSA	Hardened Steel
○	○	○	○	○	○

Material recommendation based on inserts compatible with this tool body.

○ Good ○ Best






List 78034

OSG PHOENIX® PLDS SS, Cylindrical



SPEED FEED	INSERTS	ACCS.	STEEL	1 FLUTE	PACKED
371	303	304			1 PIECE



EDP Number	Designation	Diameter			Length of Cut			Shank			Point Angle	Applicable Insert
		D (mm)	Dmin (mm)	Dmax (mm)	Lc (mm)	L1 (mm)	L (mm)	d (mm)	L2 (mm)			
7803401	▲ PLDS11R002SS16-90	14.40	2.50	13.50	5.80	30.00	110.00	16.00	80.00	90	TPKT11	
7803402	▲ PLDS11R002SS16-L90	14.40	2.50	13.50	5.80	30.00	200.00	16.00	170.00	90	TPKT11	
7803403	▲ PLDS11R002SS16-120	17.30	2.40	16.00	4.00	30.00	110.00	16.00	80.00	120	TPKT11	
7803404	▲ PLDS11R002SS16-L120	17.30	2.40	16.00	4.00	30.00	200.00	16.00	170.00	120	TPKT11	

● Stocked ○ Available Upon Request; MOQ May Apply ▲ Globally Stocked



ABOUT OSG

DRILLING

THREADING

MILLING

HOLDERS

INDEX

DESIGNATION EXPLANATION

PLDS-11-R-002-SS-16-90



See Full Detail on Page 360

P	M	K	N	S	H
Steel	Stainless Steel	Cast Iron	Non-Ferrous	HRSA	Hardened Steel
○	○	○	○	○	○

Material recommendation based on inserts compatible with this tool body.

○ Good ○ Best

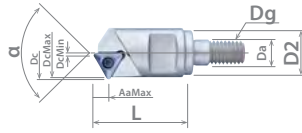


List 78134

OSG PHOENIX® PLDS SF Cylindrical



SPEED FEED	INSERTS	ACCS.	STEEL	1 FLUTE	PACKED
371	303	304			1 PIECE



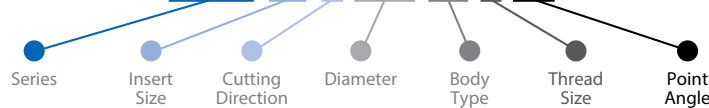
EDP Number	Designation	Diameter			Length of Cut		Overall Length	Point Angle	Flange Diameter	Pilot Diameter	Thread Size	Spanner Wrench	Applicable Insert
		D (mm)	Dmin (mm)	Dmax (mm)	Lc (mm)	L (mm)	α	D2 (mm)	Da (mm)	Dg (mm)			
7803405 ▲	PLDS11R002SF8-90	14.40	2.50	13.50	5.80	32.00	90.00	14.50	8.50	M8	10	TPKT11	
7803406 ▲	PLDS11R002SF8-120	17.30	2.40	16.00	4.00	32.00	120.00	14.50	8.50	M8	10	TPKT11	

● Stocked ○ Available Upon Request; MOQ May Apply ▲ Globally Stocked



DESIGNATION EXPLANATION

PLDS-11-R-002-SF-8-90



See Full Detail on Page 360

P	M	K	N	S	H
Steel	Stainless Steel	Cast Iron	Non-Ferrous	HRSA	Hardened Steel
○	○	○	○	○	○

Material recommendation based on inserts compatible with this tool body.

○ Good ○ Best

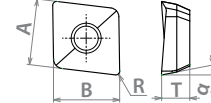
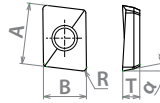




List 78PLDS

OSG PHOENIX® PLDS Inserts

SPEED FEED	PACKED
371	10 PIECE



EDP Number	Designation	Number of Cutting Edges	Insert Size				Grade
			IC (mm)	T (mm)	α	R (mm)	
7814205	● TPKT110308ER-DM	3	6.35	3.18	11	0.8	XP9020
7813205	● TPKT110308ER-DM	3	6.35	3.18	11	0.8	XP2040

● Stocked ○ Available Upon Request; MOQ May Apply ▲ Globally Stocked



ABOUT OSG

DRILLING

THREADING

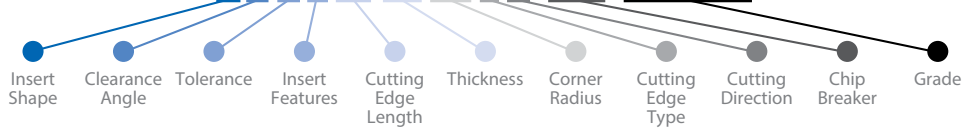
MILLING

HOLDERS

INDEX

DESIGNATION EXPLANATION

TPKT 11 03 08 ER-DM-XP9020



See Full Detail on Page 358-359

Insert Grade	Chip Breaker	Coolant	P	M	K	N	S	H
			Steel	Stainless Steel	Cast Iron	Non-Ferrous	HRSA	Hardened Steel
XP9020	DM	Yes	○	○	○	○	○	○
XP2040	DM	Yes	○	○	○	○	○	○

○ Good ○ Best







List 7808H

OSG PHOENIX[®] PLDS Accessories

PACKED	PACKED
1 PIECE	10 PIECE

Appearance	EDP No.		Designation	Applicable Insert	Recommended Tightening
 Clamping Screw	7808138	●	FS22550P (M2.2 x 5, Torx 7IP)	TPKT11	1.0 Nm
 Wrench	7808224	●	7IP-D (Torx 7IP)	TPKT11	

● Stocked ○ Available Upon Request; MOQ May Apply ▲ Globally Stocked

Note: Wrench sold separately

Packed: Clamping Screws = 10 pcs.; Wrench = 1 pc.



DRILLING

Technical





List 6500 - A Brand ADO: 3D

List 6510 - A Brand ADO: 5D

List 6520 - A Brand ADO: 8D

General Drilling Operations

Work Material	Carbon Steels, Mild Steels 1010, 1050, 12L14		Alloy Steels 4140, 4130		Stainless Steels 300SS, 400SS, 17-4PH		High Heat Material						
							Ti-Alloy, Ti-6Al-4V		Fe-Base Material, A286		Ni-Base Material, Inconel		
Drilling Speed	260-395 SFM		260-395 SFM		130-230 SFM		100 - 180 SFM		80 - 130 SFM		65 - 110 SFM		
Drill Dia.	Speed RPM	Feed IPR	Speed RPM	Feed IPR	Speed RPM	Feed IPR	Speed RPM	Feed IPR	Speed RPM	Feed IPR	Speed RPM	Feed IPR	
													mm
2	-	15,870	0.002-0.004	15,870	0.002-0.004	8,740	0.002-0.004	6,790	0.002-0.003	5,080	0.001-0.002	4,250	0.001-0.002
3	-	10,580	0.002-0.005	10,580	0.002-0.005	5,820	0.002-0.005	4,530	0.002-0.003	3,390	0.002-0.002	2,840	0.001-0.002
-	1/8	10,000	0.003-0.005	10,000	0.003-0.005	5,500	0.003-0.005	4,280	0.002-0.004	3,200	0.002-0.003	2,680	0.002-0.002
4	-	7,940	0.003-0.006	7,940	0.003-0.006	4,370	0.003-0.006	3,400	0.002-0.004	2,540	0.002-0.003	2,130	0.002-0.002
-	3/16	6,670	0.004-0.007	6,670	0.004-0.007	3,670	0.004-0.007	2,850	0.003-0.005	2,130	0.003-0.004	1,790	0.002-0.003
6	-	5,290	0.005-0.009	5,290	0.005-0.009	2,910	0.005-0.009	2,269	0.004-0.005	1,690	0.004-0.005	1,420	0.002-0.004
-	1/4	5,000	0.006-0.009	5,000	0.006-0.009	2,750	0.006-0.009	2,140	0.004-0.006	1,600	0.004-0.006	1,340	0.002-0.004
8	-	3,970	0.006-0.011	3,970	0.006-0.011	2,180	0.006-0.011	1,700	0.005-0.007	1,270	0.005-0.006	1,060	0.003-0.005
-	3/8	3,330	0.008-0.012	3,330	0.008-0.012	1,830	0.008-0.012	1,430	0.005-0.008	1,070	0.005-0.007	890	0.004-0.005
10	-	3,170	0.008-0.012	3,170	0.008-0.012	1,750	0.008-0.012	1,360	0.006-0.009	1,020	0.006-0.008	850	0.004-0.006
-	7/16	2,860	0.008-0.012	2,860	0.008-0.012	1,570	0.008-0.012	1,220	0.007-0.010	910	0.007-0.009	770	0.004-0.007
12	-	2,650	0.008-0.012	2,650	0.008-0.012	1,460	0.008-0.012	1,130	0.007-0.011	850	0.007-0.009	710	0.005-0.007
-	1/2	2,500	0.008-0.012	2,500	0.008-0.012	1,380	0.008-0.012	1,070	0.008-0.012	800	0.008-0.010	670	0.005-0.008
14	-	2,270	0.009-0.014	2,270	0.009-0.014	1,250	0.009-0.014	970	0.008-0.013	730	0.008-0.011	610	0.005-0.008
-	5/8	2,000	0.010-0.014	2,000	0.010-0.014	1,100	0.010-0.014	860	0.009-0.013	640	0.006-0.009	540	0.005-0.008
16	-	2,000	0.010-0.014	2,000	0.010-0.014	1,100	0.010-0.014	860	0.009-0.013	640	0.006-0.009	540	0.005-0.008
18	-	1,760	0.011-0.015	1,760	0.011-0.015	1,090	0.011-0.015	750	0.010-0.014	560	0.008-0.011	470	0.005-0.008
-	3/4	1,670	0.012-0.015	1,670	0.012-0.015	920	0.012-0.015	710	0.011-0.015	530	0.008-0.011	450	0.005-0.008
20	-	1,590	0.012-0.016	1,590	0.012-0.016	870	0.012-0.016	680	0.012-0.016	510	0.008-0.012	420	0.005-0.008

General Drilling Operations

Work Material	Cast Iron		Ductile Cast Iron		Special Alloy Steels, Hardened Steels								
					26-30 HRC		30-34 HRC		34-43 HRC		43-48 HRC		
Drilling Speed	260-395 SFM		195-330 SFM		195-295 SFM		130-200 SFM		130-160 SFM		82-115 HRC		
Drill Dia.	Speed RPM	Feed IPR	Speed RPM	Feed IPR	Speed RPM	Feed IPR	Speed RPM	Feed IPR	Speed RPM	Feed IPR	Speed RPM	Feed IPR	
													mm
2	-	15,870	0.002-0.004	12,700	0.002-0.004	11,890	0.002-0.004	8,000	0.002-0.003	7,040	0.002-0.003	4,770	0.001-0.002
3	-	10,580	0.002-0.005	8,470	0.002-0.005	7,920	0.002-0.005	5,330	0.002-0.003	4,690	0.002-0.003	3,180	0.002-0.002
-	1/8	10,000	0.003-0.005	8,000	0.003-0.005	7,490	0.003-0.005	5,040	0.002-0.004	4,430	0.002-0.004	3,010	0.002-0.003
4	-	7,940	0.003-0.006	6,350	0.003-0.006	5,940	0.003-0.006	4,000	0.003-0.004	3,520	0.003-0.004	2,390	0.002-0.003
-	3/16	6,670	0.004-0.007	5,330	0.004-0.007	4,990	0.004-0.007	3,360	0.003-0.005	2,950	0.003-0.005	2,000	0.003-0.004
6	-	5,290	0.005-0.009	4,230	0.005-0.009	3,960	0.005-0.009	2,700	0.005-0.006	2,340	0.005-0.006	1,590	0.004-0.005
-	1/4	5,000	0.006-0.009	4,000	0.006-0.009	3,740	0.006-0.010	2,520	0.005-0.007	2,220	0.005-0.007	1,500	0.004-0.006
8	-	3,970	0.006-0.011	3,170	0.006-0.011	2,970	0.006-0.011	2,000	0.006-0.008	1,760	0.006-0.008	1,190	0.005-0.007
-	3/8	3,330	0.008-0.012	2,670	0.008-0.012	2,500	0.007-0.012	1,680	0.008-0.009	1,480	0.008-0.009	1,000	0.006-0.008
10	-	3,170	0.008-0.012	2,540	0.008-0.012	2,380	0.008-0.012	1,600	0.008-0.010	1,410	0.008-0.010	950	0.007-0.009
-	7/16	2,860	0.008-0.012	2,290	0.008-0.012	2,140	0.008-0.012	1,440	0.009-0.011	1,270	0.009-0.011	860	0.007-0.009
12	-	2,650	0.008-0.012	2,120	0.008-0.012	1,980	0.008-0.012	1,330	0.009-0.012	1,170	0.009-0.012	800	0.007-0.009
-	1/2	2,500	0.008-0.012	2,000	0.008-0.012	1,870	0.008-0.012	1,260	0.010-0.013	1,110	0.010-0.013	750	0.008-0.010
14	-	2,270	0.009-0.014	1,810	0.009-0.014	1,700	0.009-0.014	1,140	0.011-0.014	1,000	0.011-0.014	680	0.008-0.011
-	5/8	2,000	0.010-0.014	1,600	0.010-0.014	1,500	0.010-0.014	1,010	0.012-0.015	890	0.012-0.015	600	0.009-0.013
16	-	2,000	0.010-0.014	1,600	0.010-0.014	1,500	0.010-0.014	1,010	0.012-0.015	890	0.012-0.015	600	0.009-0.013
18	-	1,760	0.011-0.015	1,410	0.011-0.015	1,320	0.011-0.015	890	0.014-0.018	780	0.014-0.018	530	0.010-0.014
-	3/4	1,670	0.012-0.015	1,330	0.012-0.015	1,250	0.012-0.015	840	0.015-0.019	740	0.015-0.019	500	0.011-0.015
20	-	1,590	0.012-0.016	1,270	0.012-0.016	1,190	0.012-0.016	800	0.016-0.020	700	0.016-0.020	480	0.012-0.016

Note:

- The indicated speeds and feeds are for drilling with **water-soluble oil** or **MQL**.
- Suitable cutting fluid is water-soluble high density oil (less than 20 times dilution).
- When using non-water-soluble oil or water-soluble oil (over 20 times dilution), reduce cutting speed by 30%.
- These conditions are for drilling depth under 8 times the drill diameter.
- 1D-2D step feeding may be required for drilling high hardened steels and mid-range (8D) work.





List 6530 - A Brand ADO: 10D

List 6535 - A Brand ADO: 15D

List 6540 - A Brand ADO: 20D

List 6550 - A Brand ADO: 30D

General Drilling Operations

Work Material	Carbon Steels, Mild Steels 1010, 1050, 12L14		Alloy Steels 4140, 4130		Stainless Steels 300SS, 400SS, 17-4PH		High Heat Material						
	260-395 SFM		260-395 SFM		130-230 SFM		Ti-Alloy, Ti-6Al-4V		Fe-Base Material, A286		Ni-Base Material, Inconel		
Drilling Speed	260-395 SFM		260-395 SFM		130-230 SFM		100 - 180 SFM		80 - 130 SFM		65 - 110 SFM		
Drill Dia.	Speed RPM	Feed IPR	Speed RPM	Feed IPR	Speed RPM	Feed IPR	Speed RPM	Feed IPR	Speed RPM	Feed IPR	Speed RPM	Feed IPR	
													mm
2	-	15,870	0.002-0.004	15,870	0.002-0.004	8,740	0.002-0.004	6,790	0.001-0.003	5,080	0.001-0.002	4,250	0.001-0.002
3	-	10,580	0.002-0.005	10,580	0.002-0.005	5,820	0.002-0.005	4,530	0.002-0.003	3,390	0.002-0.002	2,840	0.001-0.002
-	1/8	10,000	0.003-0.005	10,000	0.003-0.005	5,500	0.003-0.005	4,280	0.002-0.003	3,200	0.002-0.003	2,680	0.002-0.002
4	-	7,940	0.003-0.006	7,940	0.003-0.006	4,370	0.003-0.006	3,400	0.002-0.004	2,540	0.002-0.003	2,130	0.002-0.002
-	3/16	6,670	0.004-0.007	6,670	0.004-0.007	3,670	0.004-0.007	2,850	0.003-0.004	2,130	0.002-0.004	1,790	0.002-0.003
6	-	5,290	0.005-0.009	5,290	0.005-0.009	2,910	0.005-0.009	2,269	0.004-0.005	1,690	0.004-0.005	1,420	0.002-0.004
-	1/4	5,000	0.005-0.010	5,000	0.005-0.010	2,750	0.005-0.010	2,140	0.004-0.006	1,600	0.004-0.006	1,340	0.002-0.005
8	-	3,970	0.006-0.011	3,970	0.006-0.011	2,180	0.006-0.011	1,700	0.005-0.007	1,270	0.005-0.006	1,060	0.003-0.005
-	3/8	3,330	0.007-0.012	3,330	0.007-0.012	1,830	0.007-0.012	1,430	0.005-0.008	1,070	0.005-0.007	890	0.003-0.005
10	-	3,170	0.008-0.012	3,170	0.008-0.012	1,750	0.008-0.012	1,360	0.006-0.009	1,020	0.006-0.008	850	0.004-0.006
-	7/16	2,860	0.008-0.012	2,860	0.008-0.012	1,570	0.008-0.012	1,220	0.007-0.010	910	0.007-0.009	770	0.004-0.007
12	-	2,650	0.008-0.012	2,650	0.008-0.012	1,460	0.008-0.012	1,130	0.007-0.011	850	0.007-0.009	710	0.005-0.007
-	1/2	2,500	0.008-0.012	2,500	0.008-0.012	1,380	0.008-0.012	1,070	0.008-0.012	800	0.008-0.010	670	0.005-0.008
-	9/16	2,220	0.009-0.014	2,220	0.009-0.014	1,220	0.009-0.014	950	0.008-0.013	710	0.008-0.011	600	0.005-0.008

Note:

- The indicated speeds and feeds are for drilling with **water-soluble oil** or **MQL**. (We do not recommend mist drilling with stainless steels.)
- Water-soluble oil (20-30 times dilution) is recommended.
- When using non-water-soluble oil, set the cutting speed between 70-100% of the lowest limit.
- Make a pilot hole before deep drilling; recommended operation is on pages 310-311.
- A clogged oil hole can lead to breakage. Make sure that a filter is attached to the oil feeder.
- Peck drilling of 1D-2D is strongly recommended in high hardness materials.

CONTINUED





A Brand ADO

Advanced Performance Coolant-Through Carbide Drill

ABOUT OSG

DRILLING

THREADING

MILLING

HOLDERS

INDEX

- List 6530 - A Brand ADO: 10D
- List 6535 - A Brand ADO: 15D
- List 6540 - A Brand ADO: 20D
- List 6550 - A Brand ADO: 30D

General Drilling Operations

Work Material		Cast Iron		Ductile Cast Iron		Special Alloy Steels, Hardened Steels							
						26-30 HRC		30-34 HRC		34-43 HRC		43-48 HRC	
Hardness		260-395 SFM		195-330 SFM		195-295 SFM		130-200 SFM		130-160 SFM		82-115 HRC	
Drilling Speed		260-395 SFM		195-330 SFM		195-295 SFM		130-200 SFM		130-160 SFM		82-115 HRC	
Drill Dia.		Speed RPM	Feed IPR	Speed RPM	Feed IPR	Speed RPM	Feed IPR	Speed RPM	Feed IPR	Speed RPM	Feed IPR	Speed RPM	Feed IPR
mm	Inch												
2	-	15,870	0.002-0.004	12,700	0.002-0.004	11,890	0.002-0.004	8,000	0.002-0.003	7,040	0.002-0.003	4,770	0.001-0.002
3	-	10,580	0.002-0.005	8,470	0.002-0.005	7,920	0.002-0.005	5,330	0.002-0.003	4,690	0.002-0.003	3,180	0.002-0.002
-	1/8	10,000	0.003-0.005	8,000	0.003-0.005	7,490	0.003-0.005	5,040	0.003-0.004	4,430	0.003-0.004	3,010	0.002-0.003
4	-	7,940	0.003-0.006	6,350	0.003-0.006	5,940	0.003-0.006	4,000	0.003-0.004	3,520	0.003-0.004	2,390	0.002-0.003
-	3/16	6,670	0.004-0.007	5,330	0.004-0.007	4,990	0.004-0.007	3,360	0.003-0.005	2,950	0.003-0.005	2,000	0.003-0.004
6	-	5,290	0.005-0.009	4,230	0.005-0.009	3,960	0.005-0.009	2,700	0.005-0.006	2,340	0.005-0.006	1,590	0.004-0.005
-	1/4	5,000	0.005-0.010	4,000	0.005-0.010	3,740	0.005-0.010	2,520	0.005-0.007	2,220	0.005-0.007	1,500	0.004-0.006
8	-	3,970	0.006-0.011	3,170	0.006-0.011	2,970	0.006-0.011	2,000	0.006-0.008	1,760	0.006-0.008	1,190	0.005-0.007
-	3/8	3,330	0.007-0.012	2,670	0.007-0.012	2,500	0.007-0.012	1,680	0.007-0.009	1,480	0.007-0.009	1,000	0.006-0.008
10	-	3,170	0.008-0.012	2,540	0.008-0.012	2,380	0.008-0.012	1,600	0.008-0.010	1,410	0.008-0.010	950	0.007-0.009
-	7/16	2,860	0.008-0.012	2,290	0.008-0.012	2,140	0.008-0.012	1,440	0.009-0.011	1,270	0.009-0.011	860	0.007-0.009
12	-	2,650	0.008-0.012	2,120	0.008-0.012	1,980	0.008-0.012	1,330	0.009-0.012	1,170	0.009-0.012	800	0.007-0.009
-	1/2	2,500	0.008-0.012	2,000	0.008-0.012	1,870	0.008-0.012	1,260	0.010-0.013	1,110	0.010-0.013	750	0.008-0.010
-	9/16	2,220	0.009-0.014	1,780	0.009-0.014	1,660	0.009-0.014	1,120	0.011-0.014	980	0.011-0.014	670	0.008-0.011





List 6560 - A Brand ADO: 40D

List 6570 - A Brand ADO: 50D

General Drilling Operations

Work Material		Carbon Steels, Mild Steels 1010, 1050, 12L14		Alloy Steels 4140, 4130		Stainless Steels 300SS, 400SS, 17-4PH		Cast Iron	
Drilling Speed		195-295 SFM		195-295 SFM		130-195 SFM		195-295 SFM	
Drill Dia.		Speed RPM	Feed IPR	Speed RPM	Feed IPR	Speed RPM	Feed IPR	Speed RPM	Feed IPR
mm	Inch								
3	-	7,500	0.002-0.005	7,500	0.002-0.005	5,300	0.002-0.005	7,500	0.002-0.005
-	1/8	7,100	0.003-0.005	7,100	0.003-0.005	5,000	0.003-0.005	7,100	0.003-0.005
4	-	5,600	0.003-0.006	5,600	0.003-0.006	4,000	0.003-0.006	5,600	0.003-0.006
-	3/16	4,700	0.004-0.008	4,700	0.004-0.008	3,300	0.004-0.008	4,700	0.004-0.008
6	-	3,700	0.005-0.009	3,700	0.005-0.009	2,700	0.005-0.009	3,700	0.005-0.009
-	1/4	3,500	0.005-0.010	3,500	0.005-0.010	2,500	0.005-0.010	3,500	0.005-0.010
8	-	2,800	0.006-0.011	2,800	0.006-0.011	2,000	0.006-0.011	2,800	0.006-0.011
-	3/8	2,400	0.008-0.013	2,400	0.008-0.013	1,700	0.008-0.013	2,400	0.008-0.013
10	-	2,300	0.008-0.014	2,300	0.008-0.014	1,600	0.008-0.014	2,300	0.008-0.014

General Drilling Operations

Work Material		Ductile Cast Iron		Special Alloy Steels, Hardened Steels			
Hardness				26-30 HRC		30-34 HRC	
Drilling Speed		165-260 SFM		165-260 SFM		130-230 SFM	
Drill Dia.		Speed RPM	Feed IPR	Speed RPM	Feed IPR	Speed RPM	Feed IPR
mm	Inch						
3	-	6,400	0.002-0.005	6,400	0.002-0.005	5,300	0.002-0.004
-	1/8	6,000	0.003-0.005	6,000	0.003-0.005	5,000	0.003-0.005
4	-	4,800	0.003-0.006	4,800	0.003-0.006	4,000	0.003-0.006
-	3/16	4,000	0.004-0.008	4,000	0.004-0.008	3,300	0.004-0.007
6	-	3,200	0.005-0.009	3,200	0.005-0.009	2,700	0.005-0.008
-	1/4	3,000	0.005-0.010	3,000	0.005-0.010	2,500	0.005-0.009
8	-	2,400	0.006-0.011	2,400	0.006-0.011	2,000	0.006-0.009
-	3/8	2,000	0.008-0.013	2,000	0.008-0.013	1,700	0.008-0.011
10	-	1,900	0.008-0.014	1,900	0.008-0.014	1,600	0.008-0.012

Note:

- The indicated speeds and feeds are for drilling with **water-soluble oil** or **MQL**. (We do not recommend mist drilling with stainless steels.)
- Water-soluble oil (20-30 times dilution) is recommended.
- When using non-water-soluble oil, set the cutting speed between 70-100% of the lowest limit.
- Make a pilot hole before deep drilling; recommended operation is on pages 310-311.
- A clogged oil hole can lead to breakage. Make sure that a filter is attached to the oil feeder.
- Peck drilling of 1D-2D is strongly recommended in high hardness materials.
- If, after piloting with ADO-5D and drilling with ADO-40D/50D, hole condition or accuracy is poor or machining is difficult, ADO-20D/30D may be used as an intermediate drilling step. This three-step process may improve accuracy and condition as well as permit more aggressive parameters than stated above.

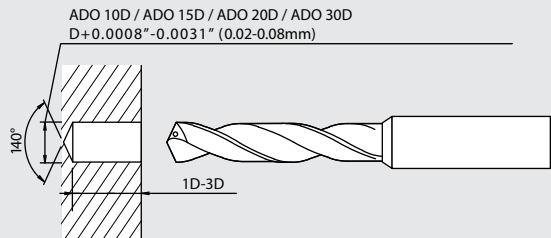




Deep Hole Operational Guidelines

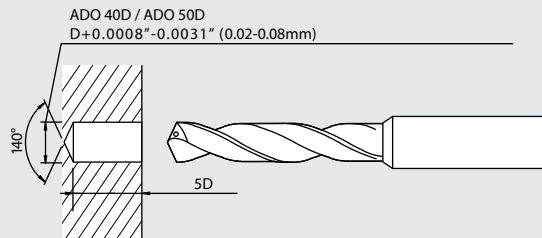
1. Make a pilot hole. (For 10-30D)

For a pilot hole, select 0.0008"-0.0031" (0.02-0.08mm) larger size drill than ADO 10D, ADO 15D, ADO 20D and ADO 30D. If the needed pilot drill size is not available, we recommend using the same diameter drill from ADO 3D.



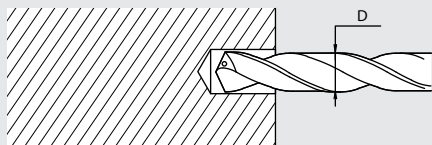
1. Make a pilot hole. (For 40 & 50D)

For a pilot hole, select 0.0008"-0.0031" (0.02-0.08mm) larger size drill than ADO 40D and ADO 50D. If the needed pilot drill size is not available, we recommend using the same diameter drill from ADO 5D or ADO-TRS.

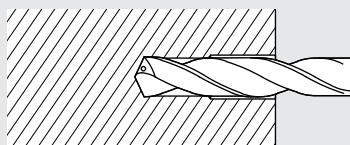


Remaining Steps are the Same for 10-50D

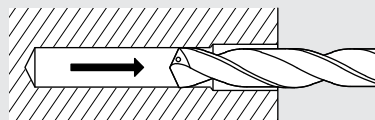
2. Insert the extra long drill into a pilot hole with zero or low revolution (below 500rpm).



3. Increase the revolution to the designated speed and start drilling.



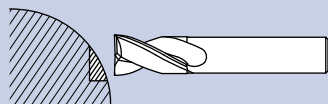
4. After drilling, move the drill away from the bottom of the hole, then reduce its speed while pulling it out of the hole.



Make sure to use an internal coolant supply when drilling.

Drilling a Curved Surface

When working on a curved surface, we recommend piloting with A Brand ADF flat drill.



Improve Accuracy & Hole Condition

If, after piloting with ADO-5D and drilling with ADO-40D/50D, hole condition or accuracy is poor or machining is difficult, ADO-20D/30D may be used as an intermediate drilling step. This three-step process may improve accuracy and condition as well as permit more aggressive parameters.

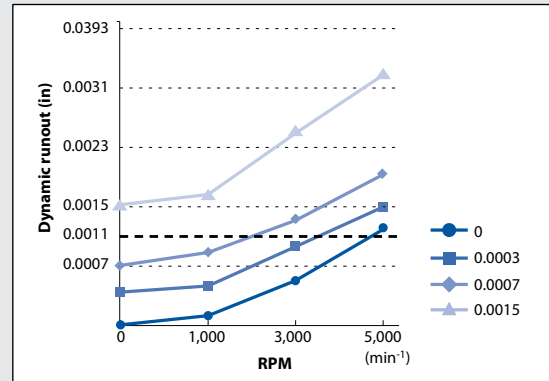




Stable Drilling with Long Drills

The runout of a gripped cutting tool increases with the speed, as shown in the graph on the right. To ensure a higher level of work stability, OSG recommends making +0.0008"-0.0031" (+0.02-0.08mm) pilot holes and inserting long drills stopped or at low speeds.

The reason for this is made evident in the graph on the right. Increasing the speed increases the dynamic runout, posing a higher risk of the drill not fitting properly in the pilot hole. Therefore, reducing the speed and minimizing static runout is the recommended drilling method for long drills.



Static runout RPM (min ⁻¹)	0"	0.0003"	0.0007"	0.0015"
1,000	0.0001	0.0005	0.0009	0.0018
3,000	0.0005	0.0010	0.0014	0.0025
5,000	0.0012	0.0015	0.0019	0.0034

Dynamic runout values for Ø6mm 30xD drill.





A Brand ADO-SUS

Advanced Performance Carbide Drills for Stainless Steels & Titanium Alloys

List 5200 - A Brand ADO-SUS: 3D

List 5210 - A Brand ADO-SUS: 5D

List 5220 - A Brand ADO-SUS: 8D

General Drilling Operations

Work Material	Carbon Steels, Mild Steels 1010, 1050, 12L14		Alloy Steels 4140, 4130		300 Series Austenitic Stainless Steels				400 Series Ferritic Stainless Steels Martensitic Stainless Steels				
					≤15HRC		> 15 HRC		≤15HRC		> 15 HRC		
Hardness	260-325 SFM		260-325 SFM		200-330 SFM		130-260 SFM		200-330 SFM		130-260 SFM		
Drilling Speed	260-325 SFM		260-325 SFM		200-330 SFM		130-260 SFM		200-330 SFM		130-260 SFM		
	Drill Dia.	Speed RPM	Feed IPR	Speed RPM	Feed IPR	Speed RPM	Feed IPR	Speed RPM	Feed IPR	Speed RPM	Feed IPR	Speed RPM	Feed IPR
mm	Inch												
2	-	14,190	0.0013 - 0.003	14,190	0.0013 - 0.003	12,850	0.0013 - 0.003	9,460	0.0013 - 0.003	12,850	0.0013 - 0.003	9,460	0.0013 - 0.003
3	-	9,450	0.002 - 0.005	9,450	0.002 - 0.005	8,570	0.002 - 0.005	6,310	0.002 - 0.005	8,570	0.002 - 0.005	6,310	0.002 - 0.005
-	1/8	8,940	0.002 - 0.005	8,940	0.002 - 0.005	8,100	0.002 - 0.005	5,960	0.002 - 0.005	8,100	0.002 - 0.005	5,960	0.002 - 0.005
4	-	7,090	0.003 - 0.006	7,090	0.003 - 0.006	6,430	0.003 - 0.006	4,730	0.003 - 0.006	6,430	0.003 - 0.006	4,730	0.003 - 0.006
-	3/16	5,960	0.004 - 0.007	5,960	0.004 - 0.007	5,400	0.004 - 0.007	3,970	0.004 - 0.007	5,400	0.004 - 0.007	3,970	0.004 - 0.007
6	-	4,730	0.005 - 0.009	4,730	0.005 - 0.009	4,280	0.005 - 0.009	3,150	0.005 - 0.008	4,280	0.005 - 0.008	3,150	0.005 - 0.008
-	1/4	4,470	0.005 - 0.009	4,470	0.005 - 0.009	4,050	0.005 - 0.008	2,980	0.005 - 0.008	4,050	0.005 - 0.008	2,980	0.005 - 0.008
8	-	3,550	0.006 - 0.011	3,550	0.006 - 0.011	3,210	0.006 - 0.009	2,360	0.006 - 0.009	3,210	0.006 - 0.009	2,360	0.006 - 0.009
-	3/8	2,980	0.007 - 0.012	2,980	0.007 - 0.012	2,700	0.007 - 0.011	1,990	0.007 - 0.011	2,700	0.007 - 0.011	1,990	0.007 - 0.011
10	-	2,840	0.008 - 0.012	2,840	0.008 - 0.012	2,570	0.008 - 0.012	1,890	0.007 - 0.011	2,570	0.007 - 0.011	1,890	0.007 - 0.011
-	7/16	2,550	0.008 - 0.012	2,550	0.008 - 0.012	2,310	0.008 - 0.012	1,700	0.007 - 0.011	2,310	0.007 - 0.011	1,700	0.007 - 0.011
12	-	2,360	0.008 - 0.012	2,360	0.008 - 0.012	2,140	0.008 - 0.012	1,580	0.007 - 0.012	2,140	0.007 - 0.012	1,580	0.007 - 0.012
-	1/2	2,230	0.008 - 0.013	2,230	0.008 - 0.013	2,020	0.008 - 0.012	1,490	0.008 - 0.012	2,020	0.008 - 0.012	1,490	0.008 - 0.012
14	-	2,030	0.009 - 0.014	2,030	0.009 - 0.014	1,840	0.008 - 0.013	1,350	0.008 - 0.013	1,840	0.008 - 0.013	1,350	0.008 - 0.013
-	5/8	1,790	0.010 - 0.015	1,790	0.010 - 0.015	1,620	0.009 - 0.015	1,190	0.009 - 0.015	1,620	0.009 - 0.015	1,190	0.009 - 0.015
16	-	1,770	0.010 - 0.015	1,770	0.010 - 0.015	1,610	0.009 - 0.015	1,180	0.009 - 0.015	1,610	0.009 - 0.015	1,180	0.009 - 0.015
18	-	1,580	0.011 - 0.015	1,580	0.011 - 0.015	1,430	0.010 - 0.016	1,050	0.010 - 0.016	1,430	0.010 - 0.016	1,050	0.010 - 0.016
-	3/4	1,490	0.012 - 0.016	1,490	0.012 - 0.016	1,350	0.011 - 0.016	990	0.011 - 0.016	1,350	0.011 - 0.016	990	0.011 - 0.016
20	-	1,420	0.012 - 0.016	1,420	0.012 - 0.016	1,280	0.011 - 0.016	950	0.011 - 0.016	1,280	0.011 - 0.016	950	0.011 - 0.016

General Drilling Operations

Work Material	Duplex Stainless Steels				Precipitation Hardened Stainless Steels 15-5, 17-4		Ductile Cast Iron/ Cast Iron		Cast Aluminum		Titanium Alloy		
	≤ 30 HRC		> 30 HRC		≤ 45 HRC						30-35 HRC		
Hardness	130-260 SFM		100-165 SFM		130-200 SFM		195-330 SFM		325-700 SFM		100-165 SFM		
Drilling Speed	130-260 SFM		100-165 SFM		130-200 SFM		195-330 SFM		325-700 SFM		100-165 SFM		
	Drill Dia.	Speed RPM	Feed IPR	Speed RPM	Feed IPR	Speed RPM	Feed IPR	Speed RPM	Feed IPR	Speed RPM	Feed IPR	Speed RPM	Feed IPR
mm	Inch												
2	-	9,460	0.0013 - 0.003	6,430	0.0013 - 0.003	8,000	0.0013 - 0.003	12,700	0.0013 - 0.003	24,900	0.002 - 0.004	6,430	0.0013 - 0.003
3	-	6,310	0.002 - 0.005	4,280	0.002 - 0.005	5,330	0.002 - 0.005	8,470	0.002 - 0.005	16,600	0.004 - 0.006	4,280	0.002 - 0.005
-	1/8	5,960	0.002 - 0.005	4,050	0.002 - 0.005	5,040	0.002 - 0.005	8,000	0.002 - 0.005	15,680	0.004 - 0.006	4,050	0.002 - 0.005
4	-	4,730	0.003 - 0.006	3,210	0.003 - 0.006	4,000	0.003 - 0.006	6,350	0.003 - 0.006	12,450	0.005 - 0.007	3,210	0.003 - 0.006
-	3/16	3,970	0.004 - 0.007	2,700	0.004 - 0.007	3,360	0.004 - 0.007	5,330	0.004 - 0.007	10,450	0.006 - 0.008	2,700	0.004 - 0.007
6	-	3,150	0.005 - 0.008	2,140	0.005 - 0.008	2,670	0.005 - 0.008	4,230	0.005 - 0.009	8,300	0.008 - 0.010	2,140	0.005 - 0.008
-	1/4	2,980	0.005 - 0.008	2,020	0.005 - 0.008	2,520	0.005 - 0.008	4,000	0.005 - 0.009	7,840	0.009 - 0.011	2,020	0.005 - 0.008
8	-	2,360	0.006 - 0.009	1,600	0.006 - 0.009	2,000	0.006 - 0.009	3,170	0.006 - 0.011	6,220	0.012 - 0.014	1,600	0.006 - 0.009
-	3/8	1,990	0.007 - 0.011	1,350	0.007 - 0.011	1,680	0.007 - 0.011	2,670	0.007 - 0.012	5,230	0.014 - 0.016	1,350	0.007 - 0.011
10	-	1,890	0.008 - 0.012	1,280	0.007 - 0.011	1,600	0.008 - 0.012	2,540	0.008 - 0.012	4,980	0.015 - 0.017	1,280	0.007 - 0.011
-	7/16	1,700	0.008 - 0.012	1,160	0.007 - 0.011	1,440	0.008 - 0.012	2,290	0.008 - 0.012	4,480	0.017 - 0.019	1,160	0.007 - 0.011
12	-	1,580	0.008 - 0.012	1,070	0.007 - 0.012	1,330	0.008 - 0.012	2,120	0.008 - 0.012	4,150	0.018 - 0.020	1,070	0.007 - 0.012
-	1/2	1,490	0.008 - 0.012	1,010	0.008 - 0.012	1,260	0.008 - 0.012	2,000	0.008 - 0.013	3,920	0.019 - 0.021	1,010	0.008 - 0.012
14	-	1,350	0.008 - 0.013	920	0.008 - 0.013	1,140	0.008 - 0.013	1,810	0.009 - 0.014	3,560	0.021 - 0.023	920	0.008 - 0.013
-	5/8	1,190	0.009 - 0.015	810	0.009 - 0.015	1,010	0.009 - 0.015	1,600	0.010 - 0.015	3,140	0.023 - 0.026	810	0.009 - 0.015
16	-	1,180	0.009 - 0.015	800	0.009 - 0.015	1,000	0.009 - 0.015	1,590	0.010 - 0.015	3,110	0.023 - 0.026	800	0.009 - 0.015
18	-	1,050	0.010 - 0.016	710	0.010 - 0.016	890	0.010 - 0.016	1,410	0.011 - 0.015	2,770	0.026 - 0.030	710	0.010 - 0.016
-	3/4	990	0.011 - 0.016	670	0.011 - 0.016	840	0.011 - 0.016	1,330	0.012 - 0.016	2,610	0.027 - 0.031	670	0.011 - 0.016
20	-	950	0.011 - 0.016	640	0.011 - 0.016	800	0.011 - 0.016	1,270	0.012 - 0.016	2,490	0.028 - 0.032	640	0.011 - 0.016

ABOUT OSG

DRILLING

THREADING

MILLING

HOLDERS

INDEX



List 6600 - A Brand ADO-TRS: 3D

List 6610 - A Brand ADO-TRS: 5D

General Drilling Operations

Work Material		Carbon Steels, Mild Steels 1010, 1050, 12L14		Alloy Steels 4140, 4130		Stainless Steels 400SS, 17-4PH		Cast Iron		Ductile Cast Iron	
Drilling Speed		260-395 SFM		260-395 SFM		130-200 SFM		260-395 SFM		195-330 SFM	
Drill Dia.		Speed RPM	Feed IPR	Speed RPM	Feed IPR	Speed RPM	Feed IPR	Speed RPM	Feed IPR	Speed RPM	Feed IPR
mm	Inch										
3	-	10,700	0.004 - 0.006	10,700	0.004 - 0.006	5,200	0.004 - 0.006	10,700	0.004 - 0.007	8,400	0.004 - 0.006
-	1/8	10,100	0.004 - 0.006	10,100	0.004 - 0.006	4,900	0.004 - 0.006	10,100	0.004 - 0.007	7,900	0.004 - 0.006
4	-	7,900	0.005 - 0.009	7,900	0.005 - 0.009	4,000	0.005 - 0.007	7,900	0.005 - 0.009	6,350	0.005 - 0.009
-	3/16	6,700	0.007 - 0.010	6,700	0.007 - 0.010	3,300	0.007 - 0.009	6,700	0.007 - 0.011	5,300	0.007 - 0.010
6	-	5,300	0.007 - 0.013	5,300	0.007 - 0.013	2,650	0.007 - 0.009	5,300	0.008 - 0.014	4,250	0.007 - 0.013
-	1/4	5,000	0.007 - 0.014	5,000	0.007 - 0.014	2,500	0.007 - 0.010	5,000	0.009 - 0.015	4,000	0.007 - 0.014
8	-	3,950	0.009 - 0.017	3,950	0.009 - 0.017	2,000	0.009 - 0.013	3,950	0.011 - 0.019	3,200	0.009 - 0.017
-	3/8	3,300	0.012 - 0.021	3,300	0.012 - 0.021	1,700	0.011 - 0.015	3,300	0.013 - 0.023	2,650	0.012 - 0.021
10	-	3,150	0.012 - 0.022	3,150	0.012 - 0.022	1,600	0.012 - 0.016	3,150	0.014 - 0.024	2,550	0.012 - 0.022
-	7/16	2,850	0.013 - 0.023	2,850	0.013 - 0.023	1,450	0.013 - 0.017	2,850	0.015 - 0.026	2,300	0.013 - 0.023
12	-	2,650	0.014 - 0.024	2,650	0.014 - 0.024	1,350	0.014 - 0.019	2,650	0.017 - 0.028	2,100	0.014 - 0.024
-	1/2	2,500	0.015 - 0.025	2,500	0.015 - 0.025	1,250	0.015 - 0.020	2,500	0.018 - 0.028	2,000	0.015 - 0.025
14	-	2,250	0.017 - 0.028	2,250	0.017 - 0.028	1,150	0.017 - 0.022	2,250	0.019 - 0.030	1,800	0.017 - 0.028
-	5/8	2,000	0.019 - 0.031	2,000	0.019 - 0.031	1,000	0.019 - 0.025	2,000	0.022 - 0.034	1,600	0.019 - 0.031
16	-	2,000	0.019 - 0.031	2,000	0.019 - 0.031	1,000	0.019 - 0.025	2,000	0.022 - 0.034	1,600	0.019 - 0.031
18	-	1,750	0.021 - 0.032	1,750	0.021 - 0.032	900	0.021 - 0.028	1,750	0.025 - 0.035	1,400	0.021 - 0.032
-	3/4	1,650	0.023 - 0.034	1,650	0.023 - 0.034	850	0.023 - 0.030	1,650	0.026 - 0.037	1,300	0.023 - 0.034
20	-	1,600	0.024 - 0.035	1,600	0.024 - 0.035	800	0.024 - 0.031	1,600	0.028 - 0.039	1,250	0.024 - 0.035

General Drilling Operations

Work Material		Cast Aluminum		Special Alloy Steels, Hardened Steels					
Hardness				26-30 HRC		30-34 HRC		34-43 HRC	
Drilling Speed		260-660 SFM		195-295 SFM		160-230 SFM		130-160 SFM	
Drill Dia.		Speed RPM	Feed IPR	Speed RPM	Feed IPR	Speed RPM	Feed IPR	Speed RPM	Feed IPR
mm	Inch								
3	-	14,900	0.004 - 0.009	7,900	0.004 - 0.006	6,500	0.004 - 0.006	4,700	0.004 - 0.005
-	1/8	14,100	0.005 - 0.009	7,500	0.004 - 0.006	6,100	0.004 - 0.006	4,400	0.004 - 0.005
4	-	11,150	0.006 - 0.012	5,590	0.005 - 0.008	4,750	0.005 - 0.008	3,500	0.005 - 0.007
-	3/16	9,400	0.007 - 0.014	5,000	0.006 - 0.009	4,100	0.006 - 0.009	3,000	0.006 - 0.008
6	-	7,450	0.009 - 0.019	3,950	0.007 - 0.012	3,150	0.007 - 0.012	2,350	0.007 - 0.009
-	1/4	7,000	0.010 - 0.020	3,750	0.007 - 0.012	3,000	0.007 - 0.012	2,200	0.007 - 0.010
8	-	5,600	0.013 - 0.025	2,950	0.009 - 0.016	2,350	0.009 - 0.016	1,750	0.009 - 0.013
-	3/8	4,700	0.015 - 0.030	2,500	0.011 - 0.019	2,000	0.011 - 0.019	1,450	0.011 - 0.015
10	-	4,450	0.016 - 0.031	2,400	0.012 - 0.020	1,900	0.012 - 0.020	1,400	0.012 - 0.016
-	7/16	4,000	0.017 - 0.035	2,150	0.013 - 0.022	1,700	0.013 - 0.022	1,250	0.013 - 0.017
12	-	3,700	0.019 - 0.038	2,000	0.014 - 0.024	1,550	0.014 - 0.024	1,150	0.014 - 0.019
-	1/2	3,500	0.020 - 0.040	1,850	0.015 - 0.024	1,500	0.015 - 0.024	1,100	0.015 - 0.020
14	-	3,200	0.022 - 0.044	1,700	0.017 - 0.025	1,350	0.017 - 0.025	1,000	0.017 - 0.022
-	5/8	2,800	0.025 - 0.050	1,500	0.019 - 0.025	1,200	0.019 - 0.025	900	0.019 - 0.025
16	-	2,800	0.025 - 0.050	1,500	0.019 - 0.025	1,200	0.019 - 0.025	900	0.019 - 0.025
18	-	2,500	0.028 - 0.057	1,300	0.021 - 0.028	1,050	0.021 - 0.028	800	0.021 - 0.028
-	3/4	2,350	0.030 - 0.060	1,250	0.023 - 0.030	1,000	0.023 - 0.030	750	0.023 - 0.030
20	-	2,250	0.031 - 0.063	1,200	0.024 - 0.031	950	0.024 - 0.031	700	0.024 - 0.031





List 6501 - A Brand ADO-MICRO: 2D List 6502 - A Brand ADO-MICRO: 5D

General Drilling Operations

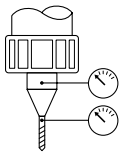
Work Material	Carbon Steels, Mild Steels 1010, 1050, 12L14		Alloy Steels 4140, 4130		300 Series Austenitic Stainless Steels		400 Series Ferritic Stainless Steels Martensitic Stainless Steels		High Heat Material			
	65-195 SFM		65-195 SFM		65-195 SFM		80-145 SFM		Ti-Alloy, Ti-6Al-4V		Ni-Base Material, Inconel	
Drilling Speed	65-195 SFM		65-195 SFM		65-195 SFM		80-145 SFM		130-195 SFM		15-50 SFM	
Drill Dia. mm	Speed RPM	Feed IPR	Speed RPM	Feed IPR	Speed RPM	Feed IPR	Speed RPM	Feed IPR	Speed RPM	Feed IPR	Speed RPM	Feed IPR
	0.7	18,200	0.0003-0.0008	18,200	0.0006-0.0011	13,600	0.0003-0.0008	15,900	0.0003-0.0008	22,700	0.0004-0.0007	4,500
1	12,700	0.0004-0.0012	12,700	0.0008-0.0016	9,500	0.0004-0.0012	11,100	0.0004-0.0012	15,900	0.0006-0.001	3,200	0.0002-0.0008
1.5	8,500	0.0006-0.0018	8,500	0.0012-0.0024	6,400	0.0006-0.0018	7,400	0.0006-0.0018	10,600	0.001-0.0015	2,100	0.0003-0.0012
2	6,400	0.0008-0.0024	6,400	0.0016-0.0031	4,800	0.0008-0.0024	5,600	0.0008-0.0024	8,000	0.0012-0.002	1,600	0.0004-0.0016

General Drilling Operations

Work Material	Cast Iron		Ductile Cast Iron		Aluminum Alloy 5025,7075		Cast Aluminum		Special Alloy Steels, Hardened Steels			
	130-195 SFM		100-165 SFM		65-195 SFM		65-195 SFM		26-30 HRC		30-34 HRC	
Drilling Speed	130-195 SFM		100-165 SFM		65-195 SFM		65-195 SFM		100-130 SFM		100-130 SFM	
Drill Dia. mm	Speed RPM	Feed IPR	Speed RPM	Feed IPR	Speed RPM	Feed IPR	Speed RPM	Feed IPR	Speed RPM	Feed IPR	Speed RPM	Feed IPR
	0.7	22,700	0.0006-0.0011	18,200	0.0006-0.0011	18,200	0.0003-0.0008	22,700	0.0006-0.0017	15,900	0.0006-0.0011	11,500
1	15,900	0.0008-0.0016	12,700	0.0008-0.0016	12,700	0.0004-0.0012	15,900	0.0008-0.0024	11,100	0.0008-0.0016	8,000	0.0008-0.0016
1.5	10,600	0.0012-0.0024	8,500	0.0012-0.0024	8,500	0.0006-0.0018	10,600	0.0012-0.0035	7,400	0.0012-0.0024	5,300	0.0012-0.0024
2	8,000	0.0016-0.0031	6,400	0.0016-0.0031	6,400	0.0008-0.0024	8,000	0.0016-0.0047	5,600	0.0016-0.0031	4,000	0.0016-0.0031

Note:

1. This cutting condition chart is based on the usage of **water-soluble coolant and internal supply**.
2. Please use quality water-soluble coolant with a dilution factor of approximately 20 times, e.g. 5% concentration.
3. Please use a precision filter (rating of 3µm to 5µm) to prevent the oil holes from clogging.
4. Although the recommended coolant pressure is 3 MPa or more, please adjust accordingly if the level of flow volume is unsatisfactory due to the type and concentration of cutting fluid used.
5. For accurate mounting, acceptable deflection of the body cylindrical part at the shank end should be **less than 0.002µm**, as shown in the illustrated figure.
6. For work materials with poor chip evacuation, please perform step drilling as required.
7. Please always use the appropriate cutting fluid recommended by the cutting fluid manufacturer in the machining of magnesium alloys. Be cautious with the cutting chips as they are highly flammable and may pose a serious fire risk if not properly handled.





List 6503 - A Brand ADO-MICRO: 12D

List 6504 - A Brand ADO-MICRO: 20D

List 6505 - A Brand ADO-MICRO: 30D

General Drilling Operations

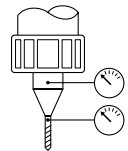
Work Material	Carbon Steels, Mild Steels 1010, 1050, 12L14		Alloy Steels 4140, 4130		300 Series Austenitic Stainless Steels		400 Series Ferritic Stainless Steels Martensitic Stainless Steels		High Heat Material			
	65-195 SFM		65-195 SFM		65-195 SFM		80-145 SFM		Ti-Alloy, Ti-6Al-4V		Ni-Base Material, Inconel	
Drilling Speed	65-195 SFM		65-195 SFM		65-195 SFM		80-145 SFM		130-195 SFM		15-50 SFM	
Drill Dia. mm	Speed RPM	Feed IPR	Speed RPM	Feed IPR	Speed RPM	Feed IPR	Speed RPM	Feed IPR	Speed RPM	Feed IPR	Speed RPM	Feed IPR
1	12,700	0.0004-0.0012	12,700	0.0008-0.0016	9,500	0.0004-0.0012	11,100	0.0004-0.0012	15,900	0.0006-0.001	3,200	0.0002-0.0008
1.5	8,500	0.0006-0.0018	8,500	0.0012-0.0024	6,400	0.0006-0.0018	7,400	0.0006-0.0018	10,600	0.001-0.0015	2,100	0.0003-0.0012
2	6,400	0.0008-0.0024	6,400	0.0016-0.0031	4,800	0.0008-0.0024	5,600	0.0008-0.0024	8,000	0.0012-0.002	1,600	0.0004-0.0016

General Drilling Operations

Work Material	Cast Iron		Ductile Cast Iron		Aluminum Alloy 5025,7075		Cast Aluminum		Special Alloy Steels, Hardened Steels			
	130-195 SFM		100-165 SFM		65-195 SFM		100-230 SFM		26-30 HRC		30-34 HRC	
Drilling Speed	130-195 SFM		100-165 SFM		65-195 SFM		100-230 SFM		100-130 SFM		65-100 SFM	
Drill Dia. mm	Speed RPM	Feed IPR	Speed RPM	Feed IPR	Speed RPM	Feed IPR	Speed RPM	Feed IPR	Speed RPM	Feed IPR	Speed RPM	Feed IPR
1	15,900	0.0008-0.0016	12,700	0.0008-0.0016	12,700	0.0004-0.0012	15,900	0.0008-0.0024	11,100	0.0008-0.0016	8,000	0.0008-0.0016
1.5	10,600	0.0012-0.0024	8,500	0.0012-0.0024	8,500	0.0006-0.0018	10,600	0.0012-0.0035	7,400	0.0012-0.0024	5,300	0.0012-0.0024
2	8,000	0.0016-0.0031	6,400	0.0016-0.0031	6,400	0.0008-0.0024	8,000	0.0016-0.0047	5,600	0.0016-0.0031	4,000	0.0016-0.0031

Note:

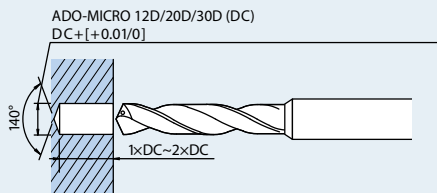
- This cutting condition chart is based on the usage of **water-soluble coolant and internal supply**.
- Please use **quality water-soluble coolant** with a dilution factor of approximately 20 times, e.g. 5% concentration.
- Please use a **precision filter** (rating of 3µm to 5µm) to prevent the oil holes from clogging.
- Although the recommended coolant pressure is 3 MPa or more, please adjust accordingly if the level of flow volume is unsatisfactory due to the type and concentration of cutting fluid used.
- For accurate mounting, acceptable deflection of the body cylindrical part at the shank end should be **less than 0.002µm**, as shown in the illustrated figure.
- For work materials with poor chip evacuation, please perform step drilling as required.
- For holes deeper than 12D, please use a 2D type drill to prepare a pilot hole prior to processing.
- Please always use the appropriate cutting fluid recommended by the cutting fluid manufacturer in the machining of magnesium alloys. Be cautious with the cutting chips as they are highly flammable and may pose a serious fire risk if not properly handled.



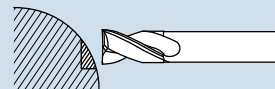
Deep Hold Drilling Procedures ADO-MICRO 12D/20D/30D

1. Make a Pilot Hole with the ADO-MICRO 2D.

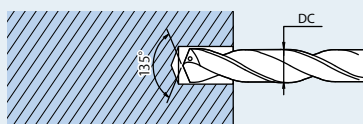
The ADO-MICRO 2D (140° point angle) is the recommended pilot hole drills of the ADO-MICRO 12D/20D/30D



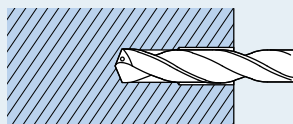
When working on a curved surface, use the ADF (carbide flat drill) to counterbore a flat surface before drilling a pilot hole.



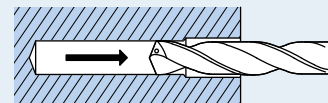
2. Insert the long drill into a pilot hole with a low revolution of 500 to 1,000 RPM.



3. Increase the revolution to the designated speed and start drilling.



4. After drilling, move the drill away from the bottom of the hole; then reduce its speed to 500 to 1,000 RPM while continuing to retract.





List 6300 - A Brand AD: 2D List 6310 - A Brand AD: 4D

General Drilling Operations

Work Material	Carbon Steels, Mild Steels 1010, 1050, 12L14		Alloy Steels 4140, 4130		Stainless Steels 300SS, 400SS, 17-4PH		High Heat Material						
	210-315 SFM		210-315 SFM		100-185 SFM		80-145 SFM		65-100 SFM		50-90 SFM		
Drilling Speed	Speed RPM		Feed IPR		Speed RPM		Feed IPR		Speed RPM		Feed IPR		
	mm	Inch	RPM	IPR	RPM	IPR	RPM	IPR	RPM	IPR	RPM	IPR	
2	-	12,700	0.002-0.004	12,700	0.002-0.004	6,900	0.002-0.004	5,460	0.002-0.003	4,000	0.001-0.002	3,390	0.001-0.002
3	-	8,470	0.002-0.005	8,470	0.002-0.005	4,610	0.002-0.005	3,640	0.002-0.003	2,670	0.002-0.002	2,260	0.001-0.002
-	1/8	8,000	0.002-0.005	8,000	0.002-0.005	4,350	0.003-0.005	3,440	0.002-0.003	2,520	0.002-0.003	2,140	0.001-0.002
4	-	6,350	0.003-0.006	6,350	0.003-0.006	3,450	0.003-0.006	2,730	0.002-0.004	2,000	0.002-0.003	1,700	0.002-0.002
-	3/16	5,330	0.003-0.006	5,330	0.003-0.006	2,900	0.004-0.007	2,290	0.003-0.005	1,680	0.002-0.004	1,420	0.002-0.003
6	-	4,230	0.005-0.009	4,230	0.005-0.009	2,300	0.005-0.009	1,820	0.004-0.005	1,330	0.004-0.005	1,130	0.002-0.004
-	1/4	4,000	0.005-0.009	4,000	0.005-0.009	2,180	0.005-0.010	1,720	0.004-0.006	1,260	0.004-0.005	1,070	0.002-0.004
8	-	3,170	0.006-0.011	3,170	0.006-0.011	1,730	0.006-0.011	1,360	0.005-0.007	1,000	0.005-0.006	850	0.003-0.005
-	3/8	2,670	0.007-0.012	2,670	0.007-0.012	1,450	0.008-0.012	1,150	0.005-0.008	840	0.006-0.008	710	0.004-0.006
10	-	2,540	0.008-0.012	2,540	0.008-0.012	1,380	0.008-0.012	1,090	0.006-0.009	800	0.006-0.008	680	0.004-0.006
-	7/16	2,290	0.008-0.012	2,290	0.008-0.012	1,240	0.008-0.012	980	0.007-0.010	720	0.007-0.009	610	0.004-0.007
12	-	2,120	0.008-0.012	2,120	0.008-0.012	1,150	0.008-0.012	910	0.007-0.011	670	0.007-0.009	560	0.005-0.007
-	1/2	2,000	0.008-0.012	2,000	0.008-0.012	1,090	0.008-0.012	860	0.008-0.011	630	0.008-0.009	530	0.005-0.008
14	-	1,810	0.009-0.014	1,810	0.009-0.014	990	0.009-0.014	780	0.008-0.013	570	0.008-0.011	480	0.005-0.008
-	5/8	1,600	0.010-0.014	1,600	0.010-0.014	870	0.009-0.014	690	0.009-0.013	500	0.008-0.011	430	0.005-0.008
16	-	1,600	0.010-0.014	1,600	0.010-0.014	870	0.009-0.014	690	0.009-0.013	500	0.008-0.011	430	0.005-0.008
18	-	1,410	0.011-0.015	1,410	0.011-0.015	770	0.011-0.015	610	0.010-0.014	440	0.008-0.011	380	0.005-0.008
-	3/4	1,330	0.012-0.016	1,330	0.012-0.016	720	0.011-0.015	570	0.011-0.015	420	0.008-0.012	360	0.005-0.008
20	-	1,270	0.012-0.016	1,270	0.012-0.016	690	0.012-0.016	550	0.012-0.016	400	0.008-0.012	340	0.005-0.008

General Drilling Operations

Work Material	Cast Iron		Ductile Cast Iron		Special Alloy Steels, Hardened Steels								
	210-315 SFM		156-265 SFM		155-235 SFM		100-160 SFM		100-130 SFM		65-95 SFM		
Drilling Speed	Speed RPM		Feed IPR		Speed RPM		Feed IPR		Speed RPM		Feed IPR		
	mm	Inch	RPM	IPR	RPM	IPR	RPM	IPR	RPM	IPR	RPM	IPR	
2	-	12,700	0.002-0.004	10,190	0.002-0.004	9,460	0.002-0.004	6,310	0.002-0.003	5,570	0.002-0.003	3,890	0.001-0.002
3	-	8,470	0.002-0.005	6,790	0.002-0.005	6,310	0.002-0.005	4,210	0.002-0.003	3,720	0.002-0.003	2,590	0.002-0.002
-	1/8	8,000	0.002-0.005	6,420	0.003-0.005	5,960	0.002-0.005	3,980	0.002-0.003	3,510	0.002-0.003	2,450	0.002-0.003
4	-	6,350	0.003-0.006	5,100	0.003-0.006	4,730	0.003-0.006	3,160	0.003-0.004	2,780	0.003-0.004	1,940	0.002-0.003
-	3/16	5,330	0.003-0.006	4,280	0.004-0.007	3,980	0.003-0.006	2,650	0.003-0.005	2,340	0.003-0.005	1,630	0.003-0.004
6	-	4,230	0.005-0.009	3,400	0.005-0.009	3,150	0.005-0.009	2,100	0.005-0.006	1,860	0.005-0.006	1,290	0.004-0.005
-	1/4	4,000	0.005-0.009	3,210	0.006-0.009	2,980	0.005-0.009	1,990	0.005-0.007	1,760	0.005-0.007	1,220	0.004-0.006
8	-	3,170	0.006-0.011	2,550	0.006-0.011	2,360	0.006-0.011	1,580	0.006-0.008	1,390	0.006-0.008	970	0.005-0.007
-	3/8	2,670	0.007-0.012	2,140	0.008-0.012	1,990	0.007-0.012	1,320	0.008-0.009	1,170	0.008-0.009	820	0.006-0.008
10	-	2,540	0.008-0.012	2,040	0.008-0.012	1,890	0.008-0.012	1,260	0.008-0.010	1,110	0.008-0.010	780	0.007-0.009
-	7/16	2,290	0.008-0.012	1,830	0.008-0.012	1,700	0.008-0.012	1,140	0.009-0.011	1,000	0.009-0.011	700	0.007-0.009
12	-	2,120	0.008-0.012	1,700	0.008-0.012	1,580	0.008-0.012	1,050	0.009-0.012	930	0.009-0.012	650	0.007-0.009
-	1/2	2,000	0.008-0.012	1,600	0.008-0.012	1,490	0.008-0.012	990	0.010-0.012	880	0.010-0.012	610	0.008-0.010
14	-	1,810	0.009-0.014	1,460	0.009-0.014	1,350	0.009-0.014	900	0.011-0.014	800	0.011-0.014	550	0.008-0.011
-	5/8	1,600	0.010-0.014	1,280	0.010-0.014	1,190	0.010-0.014	790	0.012-0.015	700	0.012-0.015	490	0.009-0.012
16	-	1,600	0.010-0.014	1,280	0.010-0.014	1,190	0.010-0.014	790	0.012-0.015	700	0.012-0.015	490	0.009-0.012
18	-	1,410	0.011-0.015	1,130	0.011-0.015	1,050	0.011-0.015	700	0.014-0.018	620	0.014-0.018	430	0.010-0.014
-	3/4	1,330	0.012-0.016	1,070	0.012-0.016	990	0.012-0.016	660	0.015-0.019	680	0.015-0.019	410	0.011-0.015
20	-	1,270	0.012-0.016	1,020	0.012-0.016	940	0.012-0.016	630	0.016-0.020	560	0.016-0.020	390	0.012-0.016

Note:

- The indicated speeds and feeds are for drilling with **water-soluble oil**.
- Suitable cutting fluid is water-soluble high density oil (less than 20 times dilution).
- When using non-water-soluble oil or water-soluble oil (over 20 times dilution), reduce cutting speed by 30%.
- These conditions are for drilling depth under 3 times the drill diameter.
- For machines that cannot achieve the speeds indicated in the table please set rotation as high as possible. Tool life may be reduced.





List 5720 - A Brand ADFO: 3D

General Drilling Operations

Work Material		Carbon Steels, Mild Steels 1010, 1050, 12L14		Alloy Steels 4140, 4130		Stainless Steels 300SS, 400SS, 17-4PH		Cast Iron		Ductile Cast Iron		Aluminum Alloy 5052, 7075	
Hardness				28-35 HRC									
Drilling Speed		200-330 SFM		100-300 SFM		130-200 SFM		200-400 SFM		165-260 SFM		265-650 SFM	
Drill Dia.		Speed	Feed	Speed	Feed	Speed	Feed	Speed	Feed	Speed	Feed	Speed	Feed
mm	Inch	RPM	IPR	RPM	IPR	RPM	IPR	RPM	IPR	RPM	IPR	RPM	IPR
3	-	10,650	0.002 - 0.004	7,530	0.002 - 0.004	5,300	0.002 - 0.004	10,650	0.002 - 0.004	8,570	0.002 - 0.004	17,000	0.002 - 0.004
-	1/8	10,080	0.002 - 0.004	7,120	0.002 - 0.004	5,040	0.002 - 0.004	10,080	0.002 - 0.004	8,100	0.002 - 0.004	16,040	0.002 - 0.004
4	-	8,000	0.002 - 0.005	5,650	0.002 - 0.005	4,000	0.002 - 0.005	8,000	0.002 - 0.005	6,430	0.002 - 0.005	12,730	0.002 - 0.005
-	3/16	6,720	0.002 - 0.006	4,750	0.002 - 0.006	3,360	0.002 - 0.006	6,720	0.002 - 0.006	5,400	0.002 - 0.006	10,690	0.002 - 0.006
6	-	5,300	0.002 - 0.007	3,770	0.002 - 0.007	2,660	0.002 - 0.007	5,300	0.002 - 0.007	4,280	0.002 - 0.007	8,490	0.002 - 0.007
-	1/4	5,040	0.003 - 0.008	3,560	0.003 - 0.008	2,520	0.003 - 0.008	5,040	0.003 - 0.008	4,050	0.003 - 0.008	8,020	0.003 - 0.008
8	-	4,000	0.003 - 0.009	2,830	0.003 - 0.009	2,000	0.003 - 0.009	4,000	0.003 - 0.009	3,210	0.003 - 0.009	6,370	0.003 - 0.009
-	3/8	3,360	0.004 - 0.011	2,370	0.004 - 0.011	1,680	0.004 - 0.011	3,360	0.004 - 0.011	2,700	0.004 - 0.011	5,350	0.004 - 0.011
10	-	3,200	0.004 - 0.012	2,260	0.004 - 0.012	1,600	0.004 - 0.012	3,200	0.004 - 0.012	2,570	0.004 - 0.012	5,100	0.004 - 0.012
-	7/16	2,880	0.004 - 0.013	2,030	0.004 - 0.013	1,440	0.004 - 0.013	2,880	0.004 - 0.013	2,310	0.004 - 0.013	4,580	0.004 - 0.013
12	-	2,650	0.005 - 0.014	1,880	0.005 - 0.014	1,330	0.005 - 0.014	2,650	0.005 - 0.014	2,140	0.005 - 0.014	4,240	0.005 - 0.014
-	1/2	2,520	0.005 - 0.015	1,780	0.005 - 0.015	1,260	0.005 - 0.015	2,520	0.005 - 0.015	2,020	0.005 - 0.015	4,010	0.005 - 0.015
14	-	2,290	0.006 - 0.017	1,620	0.006 - 0.017	1,140	0.006 - 0.017	2,290	0.006 - 0.017	1,840	0.006 - 0.017	3,640	0.006 - 0.017
-	5/8	2,010	0.006 - 0.019	1,420	0.006 - 0.019	1,010	0.006 - 0.019	2,010	0.006 - 0.019	1,620	0.006 - 0.019	3,210	0.006 - 0.019
16	-	2,000	0.006 - 0.019	1,410	0.006 - 0.019	1,000	0.006 - 0.019	2,000	0.006 - 0.019	1,610	0.006 - 0.019	3,180	0.006 - 0.019
18	-	1,775	0.007 - 0.021	1,260	0.007 - 0.021	890	0.007 - 0.021	1,775	0.007 - 0.021	1,430	0.007 - 0.021	2,830	0.007 - 0.021
-	3/4	1,680	0.008 - 0.023	1,190	0.008 - 0.023	840	0.008 - 0.023	1,680	0.008 - 0.023	1,350	0.008 - 0.023	2,670	0.008 - 0.023
20	-	1,600	0.008 - 0.024	1,130	0.008 - 0.024	800	0.008 - 0.024	1,600	0.008 - 0.024	1,280	0.008 - 0.024	2,550	0.008 - 0.024

General Drilling Operations

Work Material		Cast Aluminum		Hardened Steel- Pre Hardened Steels		Plastic Mold Steels	
Hardness				Up to 50 HRC		Up to 40 HRC	
Drilling Speed		265-650 SFM		65-100 SFM		65-130 SFM	
Drill Dia.		Speed	Feed	Speed	Feed	Speed	Feed
mm	Inch	RPM	IPR	RPM	IPR	RPM	IPR
3	-	17,000	0.002 - 0.004	2,670	0.001 - 0.004	3,150	0.002 - 0.004
-	1/8	16,040	0.002 - 0.004	2,520	0.001 - 0.004	2,980	0.002 - 0.004
4	-	12,730	0.002 - 0.005	2,000	0.002 - 0.005	2,360	0.002 - 0.005
-	3/16	10,690	0.002 - 0.006	1,680	0.002 - 0.006	1,980	0.002 - 0.006
6	-	8,490	0.002 - 0.007	1,330	0.002 - 0.007	1,580	0.002 - 0.007
-	1/4	8,020	0.003 - 0.008	1,260	0.003 - 0.008	1,490	0.003 - 0.008
8	-	6,370	0.003 - 0.009	1,000	0.003 - 0.009	1,180	0.003 - 0.009
-	3/8	5,350	0.004 - 0.011	840	0.004 - 0.011	990	0.004 - 0.011
10	-	5,100	0.004 - 0.012	800	0.004 - 0.012	950	0.004 - 0.012
-	7/16	4,580	0.004 - 0.013	720	0.004 - 0.013	850	0.004 - 0.013
12	-	4,240	0.005 - 0.014	670	0.005 - 0.014	790	0.005 - 0.014
-	1/2	4,010	0.005 - 0.015	630	0.005 - 0.015	740	0.005 - 0.015
14	-	3,640	0.006 - 0.017	570	0.006 - 0.017	680	0.006 - 0.017
-	5/8	3,210	0.006 - 0.019	500	0.006 - 0.019	600	0.006 - 0.019
16	-	3,180	0.006 - 0.019	500	0.006 - 0.019	590	0.006 - 0.019
18	-	2,830	0.007 - 0.021	450	0.007 - 0.021	530	0.007 - 0.021
-	3/4	2,670	0.008 - 0.023	420	0.008 - 0.023	500	0.008 - 0.023
20	-	2,550	0.008 - 0.024	400	0.008 - 0.024	470	0.008 - 0.024

Note:



- The table above assumes a milled-flat surface and water soluble coolant.
- Use a rigid and precise machine and holder.
- Please minimize overhang length as much as possible during machining.
- Adjust the rotational speed and feed in accordance with conditions such as the machining shape, machine rigidity, or work holding.
- Please set up the drill so that the runout of the cutting edge is under 0.0008".
- Please select a cutting fluid that is most suitable for the work material with minimal smoke formation.
- In the case of dry machining, please use air blow to remove chips to prevent clogging.
 - Please do not machine stainless steel dry.
- When machining an inclined plane, adjust the rotational speed and feed in accordance with the angle of the incline (β).
 - When the machining incline angle (β) is less than 30°, please reduce the feed to 40-60%.
 - When the machining incline angle (β) is over 30°, please reduce the speed to 60-80%, the feed to 20-40%.
- Please use step drilling when drilling in pre-drilled holes to improve chip separation.
- If it is necessary to ensure the locating precision of the hole to be machined, adjust the rotational speed and feed as indicated above (in accordance with the machining precision requirement).
- Please always use the appropriate cutting fluid recommended by the cutting fluid manufacturer in the machining of magnesium alloys. Be cautious with the cutting chips as they are highly flammable and may pose a serious fire risk if not properly handled.






List 5700 - A Brand ADF: 2D

General Drilling Operations

Work Material		Carbon Steels, Mild Steels 1010, 1050, 12L14		Alloy Steels 4140, 4130		Stainless Steels 300SS, 400SS, 17-4PH		Cast Iron		Ductile Cast Iron	
Hardness				28-35 HRC							
Drilling Speed		100-330 SFM		100-300 SFM		35-100 SFM		100-400 SFM		100-260 SFM	
Drill Dia.		Speed RPM	Feed IPR	Speed RPM	Feed IPR	Speed RPM	Feed IPR	Speed RPM	Feed IPR	Speed RPM	Feed IPR
mm	Inch										
0.2	-	25,000	0.00004 - 0.0002	25,000	0.00004 - 0.0002	25,000	0.00004 - 0.00015	25,000	0.00004 - 0.00024	25,000	0.00004 - 0.00024
-	1/64	25,000	0.00004 - 0.0002	25,000	0.00004 - 0.0002	20,000	0.00004 - 0.00015	25,000	0.00004 - 0.00024	25,000	0.00004 - 0.00024
0.5	-	25,000	0.0001 - 0.0006	25,000	0.0001 - 0.0006	15,900	0.00012 - 0.0004	25,000	0.00012 - 0.0006	25,000	0.00012 - 0.0006
-	1/32	22,000	0.0001 - 0.0006	20,200	0.0001 - 0.0006	10,000	0.00012 - 0.0004	25,000	0.00012 - 0.0006	20,100	0.00012 - 0.0006
1	-	17,500	0.0002 - 0.0012	15,900	0.0002 - 0.0012	8,000	0.0002 - 0.0008	22,500	0.0002 - 0.0012	15,900	0.0002 - 0.0012
-	3/64	14,700	0.0002 - 0.0012	13,500	0.0002 - 0.0012	6,700	0.0002 - 0.0008	21,400	0.0002 - 0.0012	14,200	0.0002 - 0.0012
1.5	-	13,800	0.0003 - 0.0018	12,700	0.0003 - 0.0018	5,300	0.0003 - 0.0012	17,000	0.0003 - 0.0018	11,500	0.0003 - 0.0018
-	1/16	13,100	0.0003 - 0.0018	12,200	0.0003 - 0.0018	5,000	0.0003 - 0.0012	16,000	0.0003 - 0.0018	10,700	0.0003 - 0.0018
2	-	12,850	0.0012 - 0.002	9,700	0.0012 - 0.002	3,980	0.0012 - 0.002	14,550	0.0016 - 0.002	10,310	0.0016 - 0.002
-	1/8	8,570	0.002 - 0.003	6,470	0.002 - 0.003	2,650	0.002 - 0.003	9,700	0.002 - 0.004	6,870	0.002 - 0.004
3	-	8,100	0.002 - 0.003	6,110	0.002 - 0.003	2,500	0.002 - 0.003	9,170	0.002 - 0.004	6,500	0.002 - 0.004
-	3/16	6,430	0.002 - 0.004	4,850	0.002 - 0.004	1,990	0.002 - 0.004	7,280	0.003 - 0.005	5,150	0.003 - 0.005
4	-	6,430	0.002 - 0.004	4,850	0.002 - 0.004	1,990	0.002 - 0.004	7,280	0.003 - 0.005	5,150	0.003 - 0.005
-	1/4	5,400	0.002 - 0.004	4,070	0.002 - 0.004	1,670	0.002 - 0.004	6,110	0.003 - 0.005	4,330	0.003 - 0.005
6	-	4,280	0.004 - 0.006	3,230	0.004 - 0.006	1,325	0.004 - 0.006	4,850	0.005 - 0.007	3,440	0.005 - 0.007
-	5/16	4,050	0.004 - 0.006	3,060	0.004 - 0.006	1,250	0.004 - 0.006	4,580	0.005 - 0.007	3,250	0.005 - 0.007
8	-	3,210	0.005 - 0.008	2,430	0.005 - 0.008	995	0.005 - 0.008	3,640	0.006 - 0.009	2,580	0.006 - 0.009
-	3/8	2,700	0.005 - 0.008	2,040	0.005 - 0.008	835	0.005 - 0.008	3,060	0.006 - 0.009	2,160	0.006 - 0.009
10	-	2,570	0.006 - 0.010	1,940	0.006 - 0.010	795	0.006 - 0.010	2,910	0.008 - 0.012	2,060	0.008 - 0.012
-	7/16	2,300	0.006 - 0.010	1,750	0.006 - 0.010	715	0.006 - 0.010	2,620	0.008 - 0.012	1,860	0.008 - 0.012
12	-	2,140	0.007 - 0.012	1,620	0.007 - 0.012	660	0.007 - 0.012	2,430	0.009 - 0.014	1,720	0.009 - 0.014
-	1/2	2,020	0.007 - 0.012	1,530	0.007 - 0.012	625	0.007 - 0.012	2,290	0.009 - 0.014	1,620	0.009 - 0.014
14	-	1,840	0.008 - 0.014	1,390	0.008 - 0.014	570	0.008 - 0.014	2,080	0.011 - 0.017	1,470	0.011 - 0.017
-	5/8	1,620	0.009 - 0.016	1,220	0.009 - 0.016	500	0.009 - 0.016	1,830	0.013 - 0.019	1,300	0.013 - 0.019
16	-	1,610	0.009 - 0.016	1,210	0.009 - 0.016	440	0.009 - 0.016	1,820	0.013 - 0.019	1,290	0.013 - 0.019
18	-	1,430	0.011 - 0.018	1,080	0.011 - 0.018	420	0.011 - 0.018	1,620	0.014 - 0.021	1,150	0.014 - 0.021
-	3/4	1,350	0.012 - 0.020	1,020	0.012 - 0.020	400	0.012 - 0.020	1,530	0.016 - 0.024	1,090	0.016 - 0.024
20	-	1,280	0.012 - 0.020	970	0.012 - 0.020	500	0.012 - 0.020	1,450	0.016 - 0.024	1,030	0.016 - 0.024

Note:

- The speeds and feeds in the table above apply when drilling on a flat surface with water-soluble coolant.
- When using non-water soluble oil or water-emulsifiable (over 20 times dilution), reduce cutting speed by 30%.
- Use a rigid and precise machine and holder.
- Please minimize tool overhang as much as possible during machining.
- Adjust the rotational speed and the feed rate in accordance with conditions such as the machining shape, machine rigidity, or work holding.
- Please set up the drill so that the runout of the cutting edge is under 0.0004 in.
- When machining an inclined plane, adjust the rotational speed and the feed rate in accordance with the angle of the incline (β).
 - When the machining incline angle (β) is less than 30°, please reduce the feed to 40-60%.
 - When the machining incline angle (β) is over 30°, please reduce the speed to 60-80%, the feed to 40-60%.
- Please use step drilling in pilot holes to improve cutting chip separation.
- If it is necessary to ensure the locating precision of the hole to be machined, adjust the rotational speed and the feed rate as indicated above (in accordance with the machining precision requirement).





General Drilling Operations

Work Material		Aluminum Alloy 5052,7075		Cast Aluminum		Hardened Steel-Pre Hardened Steel		Plastic Mold Steels	
Hardness						Up to 50 HRC		Up to 40 HRC	
Drilling Speed		100-650 SFM		100-650 SFM		65-100 SFM		65-130 SFM	
Drill Dia.		Speed RPM	Feed IPR	Speed RPM	Feed IPR	Speed RPM	Feed IPR	Speed RPM	Feed IPR
mm	Inch								
0.2	-	25,000	0.00004 - 0.00024	25,000	0.00004 - 0.00024	25,000	0.00004 - 0.00016	25,000	0.00004 - 0.00016
-	1/64	25,000	0.00004 - 0.00024	25,000	0.00004 - 0.00024	20,000	0.00004 - 0.00016	24,400	0.00004 - 0.00016
0.5	-	25,000	0.00012 - 0.0006	25,000	0.00012 - 0.0006	15,900	0.00012 - 0.0004	19,000	0.00012 - 0.0004
-	1/32	25,000	0.00012 - 0.0006	25,000	0.00012 - 0.0006	10,000	0.00012 - 0.0004	12,200	0.00012 - 0.0004
1	-	25,000	0.0002 - 0.0012	25,000	0.0002 - 0.0012	7,950	0.0002 - 0.0008	9,550	0.0002 - 0.0008
-	3/64	25,000	0.0002 - 0.0012	25,000	0.0002 - 0.0012	6,700	0.0002 - 0.0008	8,150	0.0002 - 0.0008
1.5	-	25,000	0.0003 - 0.0018	25,000	0.0003 - 0.0018	5,300	0.0003 - 0.0012	6,350	0.0003 - 0.0012
-	1/16	25,000	0.0003 - 0.0018	25,000	0.0003 - 0.0018	5,000	0.0003 - 0.0012	6,100	0.0003 - 0.0012
2	-	22,200	0.0004 - 0.002	22,200	0.0004 - 0.002	4,000	0.0008 - 0.002	4,720	0.0012 - 0.002
3	-	14,800	0.001 - 0.004	14,800	0.001 - 0.004	2,660	0.001 - 0.002	3,150	0.0018 - 0.002
-	1/8	13,980	0.001 - 0.004	13,980	0.001 - 0.004	2,520	0.001 - 0.002	2,980	0.0018 - 0.002
4	-	11,100	0.001 - 0.005	11,100	0.001 - 0.005	2,000	0.002 - 0.003	2,360	0.002 - 0.003
-	3/16	9,320	0.001 - 0.005	9,320	0.001 - 0.005	1,680	0.002 - 0.003	1,980	0.002 - 0.003
6	-	7,400	0.001 - 0.007	7,400	0.001 - 0.007	1,330	0.002 - 0.005	1,570	0.004 - 0.005
-	1/4	6,990	0.001 - 0.007	6,990	0.001 - 0.007	1,260	0.002 - 0.005	1,490	0.004 - 0.005
8	-	5,550	0.002 - 0.009	5,550	0.002 - 0.009	1,000	0.003 - 0.006	1,180	0.005 - 0.006
-	3/8	4,660	0.002 - 0.009	4,660	0.002 - 0.009	840	0.003 - 0.006	990	0.005 - 0.006
10	-	4,440	0.002 - 0.012	4,440	0.002 - 0.012	800	0.004 - 0.008	950	0.006 - 0.008
-	7/16	3,990	0.002 - 0.012	3,990	0.002 - 0.012	720	0.004 - 0.008	850	0.006 - 0.008
12	-	3,700	0.002 - 0.014	3,700	0.002 - 0.014	670	0.005 - 0.009	790	0.007 - 0.009
-	1/2	3,500	0.002 - 0.014	3,500	0.002 - 0.014	630	0.005 - 0.009	744	0.007 - 0.009
14	-	3,170	0.003 - 0.017	3,170	0.003 - 0.017	570	0.006 - 0.011	670	0.008 - 0.011
-	5/8	2,800	0.003 - 0.019	2,800	0.003 - 0.019	500	0.006 - 0.013	590	0.009 - 0.013
16	-	2,790	0.003 - 0.019	2,790	0.003 - 0.019	500	0.006 - 0.013	590	0.009 - 0.013
18	-	2,470	0.004 - 0.021	2,470	0.004 - 0.021	450	0.007 - 0.014	520	0.011 - 0.014
-	3/4	2,330	0.004 - 0.024	2,330	0.004 - 0.024	420	0.008 - 0.016	500	0.012 - 0.016
20	-	2,250	0.004 - 0.024	2,250	0.004 - 0.024	400	0.008 - 0.016	470	0.012 - 0.016

ABOUT OSG

DRILLING

THREADING

MILLING

HOLDERS

INDEX





List 5705 - A Brand ADFLS: 2D

General Drilling Operations

Work Material	Carbon Steels, Mild Steels 1010, 1050, 12L14		Alloy Steels 4140, 4130		Stainless Steels 300SS, 400SS, 17-4PH		Cast Iron		Ductile Cast Iron		Aluminum Alloy 5052,7075		
Hardness			28-35 HRC										
Drilling Speed	200-330 SFM		100-300 SFM		65-140 SFM		200-400 SFM		165-260 SFM		265-650 SFM		
Drill Dia.	Speed		Feed		Speed		Feed		Speed		Feed		
	RPM	IPR	RPM	IPR	RPM	IPR	RPM	IPR	RPM	IPR	RPM	IPR	
mm	Inch												
2	-	12,850	0.0012 - 0.002	9,700	0.0012 - 0.002	4,980	0.0012 - 0.002	14,550	0.0016 - 0.002	10,310	0.0016 - 0.002	22,200	0.0004 - 0.002
3	-	8,570	0.002 - 0.003	6,470	0.002 - 0.003	3,320	0.002 - 0.003	9,700	0.002 - 0.004	6,870	0.002 - 0.004	14,800	0.001 - 0.004
-	1/8	8,100	0.002 - 0.003	6,110	0.002 - 0.003	3,140	0.002 - 0.003	9,170	0.002 - 0.004	6,500	0.002 - 0.004	13,980	0.001 - 0.004
4	-	6,430	0.002 - 0.004	4,850	0.002 - 0.004	2,890	0.002 - 0.004	7,280	0.003 - 0.005	5,150	0.003 - 0.005	11,100	0.001 - 0.005
-	3/16	5,400	0.002 - 0.004	4,070	0.002 - 0.004	2,090	0.002 - 0.004	6,110	0.003 - 0.005	4,330	0.003 - 0.005	9,320	0.001 - 0.005
6	-	4,280	0.004 - 0.006	3,230	0.004 - 0.006	1,660	0.004 - 0.006	4,850	0.005 - 0.007	3,440	0.005 - 0.007	7,400	0.001 - 0.007
-	1/4	4,050	0.004 - 0.006	3,060	0.004 - 0.006	1,570	0.004 - 0.006	4,580	0.005 - 0.007	3,250	0.005 - 0.007	6,990	0.001 - 0.007
8	-	3,210	0.005 - 0.008	2,430	0.005 - 0.008	1,240	0.005 - 0.008	3,640	0.006 - 0.009	2,580	0.006 - 0.009	5,550	0.002 - 0.009
-	3/8	2,700	0.005 - 0.008	2,040	0.005 - 0.008	1,040	0.005 - 0.008	3,060	0.006 - 0.009	2,160	0.006 - 0.009	4,660	0.002 - 0.009
10	-	2,570	0.006 - 0.010	1,940	0.006 - 0.010	1,000	0.006 - 0.010	2,910	0.008 - 0.012	2,060	0.008 - 0.012	4,440	0.002 - 0.012
-	7/16	2,300	0.006 - 0.010	1,750	0.006 - 0.010	900	0.006 - 0.010	2,620	0.008 - 0.012	1,860	0.008 - 0.012	3,990	0.002 - 0.012
12	-	2,140	0.007 - 0.012	1,620	0.007 - 0.012	830	0.007 - 0.012	2,430	0.009 - 0.014	1,720	0.009 - 0.014	3,700	0.002 - 0.014
-	1/2	2,020	0.007 - 0.012	1,530	0.007 - 0.012	780	0.007 - 0.012	2,290	0.009 - 0.014	1,620	0.009 - 0.014	3,500	0.002 - 0.014
14	-	1,840	0.008 - 0.014	1,390	0.008 - 0.014	710	0.008 - 0.014	2,080	0.011 - 0.017	1,470	0.011 - 0.017	3,170	0.003 - 0.017
-	5/8	1,620	0.009 - 0.016	1,220	0.009 - 0.016	630	0.009 - 0.016	1,830	0.013 - 0.019	1,300	0.013 - 0.019	2,800	0.003 - 0.019
16	-	1,610	0.009 - 0.016	1,210	0.009 - 0.016	620	0.009 - 0.016	1,820	0.013 - 0.019	1,290	0.013 - 0.019	2,790	0.003 - 0.019
18	-	1,430	0.011 - 0.018	1,080	0.011 - 0.018	550	0.011 - 0.018	1,620	0.014 - 0.021	1,150	0.014 - 0.021	2,470	0.004 - 0.021
-	3/4	1,350	0.012 - 0.020	1,020	0.012 - 0.020	520	0.012 - 0.020	1,530	0.016 - 0.024	1,090	0.016 - 0.024	2,330	0.004 - 0.024
20	-	1,280	0.012 - 0.020	970	0.012 - 0.020	500	0.012 - 0.020	1,450	0.016 - 0.024	1,030	0.016 - 0.024	2,250	0.004 - 0.024

General Drilling Operations

Work Material	Cast Aluminum		Hardened Steel-Pre Hardened Steel		Plastic Mold Steels		
Hardness			Up to 50 HRC		Up to 40 HRC		
Drilling Speed	265-650 SFM		65-100 SFM		65-130 SFM		
Drill Dia.	Speed		Feed		Speed		
	RPM	IPR	RPM	IPR	RPM	IPR	
mm	Inch						
2	-	22,200	0.0004 - 0.002	4,000	0.0008 - 0.002	4,720	0.0012 - 0.002
3	-	14,800	0.001 - 0.004	2,660	0.001 - 0.002	3,150	0.0018 - 0.002
-	1/8	13,980	0.001 - 0.004	2,520	0.001 - 0.002	2,980	0.0018 - 0.002
4	-	11,100	0.001 - 0.005	2,000	0.002 - 0.003	2,360	0.002 - 0.003
-	3/16	9,320	0.001 - 0.005	1,680	0.002 - 0.003	1,980	0.002 - 0.003
6	-	7,400	0.001 - 0.007	1,330	0.002 - 0.005	1,570	0.004 - 0.005
-	1/4	6,990	0.001 - 0.007	1,260	0.002 - 0.005	1,490	0.004 - 0.005
8	-	5,550	0.002 - 0.009	1,000	0.003 - 0.006	1,180	0.005 - 0.006
-	3/8	4,660	0.002 - 0.009	840	0.003 - 0.006	990	0.005 - 0.006
10	-	4,440	0.002 - 0.012	800	0.004 - 0.008	950	0.006 - 0.008
-	7/16	3,990	0.002 - 0.012	720	0.004 - 0.008	850	0.006 - 0.008
12	-	3,700	0.002 - 0.014	670	0.005 - 0.009	790	0.007 - 0.009
-	1/2	3,500	0.002 - 0.014	630	0.005 - 0.009	744	0.007 - 0.009
14	-	3,170	0.003 - 0.017	570	0.006 - 0.011	670	0.008 - 0.011
-	5/8	2,800	0.003 - 0.019	500	0.006 - 0.013	590	0.009 - 0.013
16	-	2,790	0.003 - 0.019	500	0.006 - 0.013	590	0.009 - 0.013
18	-	2,470	0.004 - 0.021	450	0.007 - 0.014	520	0.011 - 0.014
-	3/4	2,330	0.004 - 0.024	420	0.008 - 0.016	500	0.012 - 0.016
20	-	2,250	0.004 - 0.024	400	0.008 - 0.016	470	0.012 - 0.016



Note:

- The speeds and feeds in the table above apply when drilling on a flat surface with water-soluble coolant.
- When using non-water soluble oil or water-emulsifiable (over 20 times dilution), reduce cutting speed by 30%.
- Use a rigid and precise machine and holder.
- Please minimize tool overhang as much as possible during machining.
- Adjust the rotational speed and the feed rate in accordance with conditions such as the machining shape, machine rigidity, or work holding.
- Please set up the drill so that the runout of the cutting edge is under 0.0004 in.
- When machining an inclined plane, adjust the rotational speed and the feed rate in accordance with the angle of the incline (β).
 - When the machining incline angle (β) is less than 30°, please reduce the feed to 40-60%.
 - When the machining incline angle (β) is over 30°, please reduce the speed to 60-80%, the feed to 40-60%.
- Please use step drilling in pilot holes to improve cutting chip separation.
- If it is necessary to ensure the locating precision of the hole to be machined, adjust the rotational speed and the feed rate as indicated above (in accordance with the machining precision requirement).





List 5190 - A Brand AD-LDS

General Drilling Operations

Work Material	Carbon Steels, Mild Steels 1010, 1050, 12L14		Alloy Steels 4140, 4130		Cast Iron		Cast Aluminum Alloy		Special Alloy Steels, Hardened Steels				
									26-30 HRC		30-34 HRC		
Hardness	200-260 SFM		100-165 SFM		200-325 SFM		260-525 SFM		65-90 SFM		50-75 SFM		
Drilling Speed	200-260 SFM		100-165 SFM		200-325 SFM		260-525 SFM		65-90 SFM		50-75 SFM		
	Drill Dia.	Speed	Feed	Speed	Feed	Speed	Feed	Speed	Feed	Speed	Feed	Speed	Feed
mm	inch	RPM	IPR	RPM	IPR	RPM	IPR	RPM	IPR	RPM	IPR	RPM	IPR
0.5	-	25,000	0.0002-0.0008	25,000	0.0002-0.0008	25,000	0.0002-0.0006	25,000	0.0008-0.0020	15,000	0.0002-0.0008	12,000	0.0002-0.0008
1.0	-	22,300	0.0004-0.0012	12,600	0.0004-0.0012	25,000	0.0004-0.0012	25,000	0.001-0.004	7,500	0.0004-0.0012	6,000	0.0004-0.0012
2.0	-	11,000	0.001-0.002	6,300	0.001-0.002	12,500	0.001-0.002	19,150	0.002-0.008	3,800	0.001-0.002	3,000	0.001-0.002
3.0	-	7,500	0.001-0.003	4,200	0.001-0.003	8,400	0.002-0.003	12,600	0.004-0.009	2,500	0.001-0.003	2,000	0.001-0.003
4.0	-	5,700	0.002-0.004	3,150	0.002-0.004	6,300	0.003-0.005	9,500	0.005-0.010	1,900	0.002-0.004	1,500	0.002-0.004
6.0	-	3,800	0.002-0.005	2,100	0.002-0.005	4,200	0.005-0.007	6,300	0.005-0.011	1,250	0.002-0.005	1,000	0.002-0.005
-	1/4	3,500	0.002-0.005	2,030	0.002-0.005	4,000	0.005-0.007	6,000	0.005-0.011	1,180	0.002-0.005	950	0.002-0.005
8.0	-	2,800	0.003-0.006	1,575	0.003-0.006	3,200	0.005-0.008	4,730	0.007-0.012	940	0.003-0.006	750	0.003-0.006
-	3/8	2,340	0.004-0.007	1,350	0.004-0.007	2,670	0.007-0.010	4,000	0.009-0.014	785	0.004-0.007	630	0.004-0.007
10.0	-	2,300	0.004-0.007	1,250	0.004-0.007	2,500	0.007-0.010	3,800	0.009-0.014	750	0.004-0.007	600	0.004-0.007
12.0	-	1,900	0.005-0.008	1,050	0.005-0.008	2,100	0.008-0.012	3,150	0.010-0.016	625	0.005-0.008	500	0.005-0.008
-	1/2	1,760	0.005-0.008	1,000	0.005-0.008	2,000	0.008-0.012	3,000	0.010-0.016	590	0.005-0.008	470	0.005-0.008
-	5/8	1,400	0.006-0.011	800	0.006-0.011	1,600	0.009-0.013	3,400	0.012-0.019	470	0.006-0.011	380	0.006-0.011
16.0	-	1,400	0.006-0.011	800	0.006-0.011	1,600	0.009-0.013	2,400	0.012-0.019	470	0.006-0.011	380	0.006-0.011
-	3/4	1,170	0.008-0.013	680	0.008-0.013	1,330	0.010-0.016	2,000	0.016-0.024	390	0.008-0.013	315	0.008-0.013
20.0	-	1,150	0.008-0.013	630	0.008-0.013	1,300	0.010-0.016	1,900	0.016-0.024	375	0.008-0.013	300	0.008-0.013
25.0	-	900	0.010-0.018	500	0.010-0.018	1,000	0.012-0.019	1,500	0.020-0.030	300	0.010-0.018	240	0.010-0.018

1. The indicated speeds and feeds are for drilling with water soluble oil.
2. When using non-water soluble oil, reduce the drilling speed by 20%.
3. When centering on a curved or inclined surface, reduce the feed rate accordingly.
4. For machines that cannot achieve the speeds indicated in the table, please set rotation as high as possible.





List 5630 - EXOPRO® Mega Muscle®: 10D

General Drilling Operations

Work Material		Carbon Steels, Mild Steels 1010, 1050, 12L14		Alloy Steels 4140, 4130		Cast Iron		Ductile Cast Iron		Cast Aluminum	
Drilling Speed		260-395 SFM		200-295 SFM		260-395 SFM		195-330 SFM		260-660 SFM	
Drill Dia.		Speed RPM	Feed IPR	Speed RPM	Feed IPR	Speed RPM	Feed IPR	Speed RPM	Feed IPR	Speed RPM	Feed IPR
mm	Inch										
5	-	6,350	0.007 - 0.009	5,750	0.007 - 0.009	6,350	0.007 - 0.011	5,100	0.007 - 0.009	8,900	0.008 - 0.016
6	-	5,300	0.008 - 0.011	4,800	0.008 - 0.011	5,300	0.008 - 0.014	4,200	0.008 - 0.011	7,400	0.009 - 0.019
-	1/4	5,000	0.009 - 0.012	4,550	0.009 - 0.012	5,000	0.009 - 0.016	4,000	0.007 - 0.012	7,000	0.010 - 0.020
8	-	4,000	0.011 - 0.015	3,600	0.011 - 0.015	4,000	0.011 - 0.018	3,200	0.009 - 0.015	5,600	0.013 - 0.025
-	3/8	3,300	0.012 - 0.017	3,050	0.012 - 0.017	3,300	0.012 - 0.020	2,700	0.012 - 0.017	4,700	0.015 - 0.030
10	-	3,200	0.013 - 0.019	2,900	0.013 - 0.019	3,200	0.013 - 0.023	2,500	0.012 - 0.019	4,500	0.016 - 0.031
-	7/16	2,900	0.014 - 0.021	2,600	0.014 - 0.021	2,900	0.014 - 0.025	2,300	0.013 - 0.021	4,000	0.017 - 0.035
12	-	2,700	0.016 - 0.023	2,400	0.016 - 0.023	2,700	0.016 - 0.028	2,100	0.014 - 0.023	3,700	0.019 - 0.038
-	1/2	2,500	0.016 - 0.024	2,250	0.016 - 0.024	2,500	0.016 - 0.028	2,000	0.015 - 0.024	3,500	0.020 - 0.040
14	-	2,300	0.017 - 0.026	2,050	0.017 - 0.026	2,300	0.017 - 0.029	1,800	0.017 - 0.026	3,200	0.022 - 0.044
-	5/8	2,000	0.018 - 0.029	1,800	0.018 - 0.029	2,000	0.018 - 0.030	1,600	0.019 - 0.029	2,800	0.025 - 0.050

General Drilling Operations

Work Material		Special Alloy Steels, Hardened Steels			
Hardness		26-30 HRC		30-34 HRC	
Drilling Speed		195-295 SFM		160-230 SFM	
Drill Dia.		Speed RPM	Feed IPR	Speed RPM	Feed IPR
mm	Inch				
5	-	4,750	0.006 - 0.007	3,750	0.005 - 0.007
6	-	4,000	0.007 - 0.010	3,200	0.007 - 0.010
-	1/4	3,700	0.007 - 0.010	3,000	0.007 - 0.010
8	-	3,000	0.009 - 0.014	2,400	0.009 - 0.014
-	3/8	2,500	0.011 - 0.017	2,000	0.011 - 0.017
10	-	2,400	0.012 - 0.018	1,900	0.012 - 0.018
-	7/16	2,100	0.013 - 0.020	1,700	0.013 - 0.020
12	-	2,000	0.014 - 0.022	1,600	0.014 - 0.022
-	1/2	1,900	0.015 - 0.022	1,500	0.015 - 0.022
14	-	1,700	0.017 - 0.023	1,350	0.017 - 0.023
-	5/8	1,500	0.019 - 0.024	1,200	0.018 - 0.023

ABOUT OSG

DRILLING

THREADING

MILLING

HOLDERS

INDEX





List 5950Ni - EXOPRO® WHO-Ni: 3D
List 5955Ni - EXOPRO® WHO-Ni: 5D

General Drilling Operations

Work Material		Carbon Steels, Mild Steels 1010, 1050, 12L14		Alloy Steels 4140, 4130		Cast Iron		Ductile Cast Iron		Ni-Base Material, Inconel	
Hardness										38-43 HRC	
Drilling Speed		260-395 SFM		260-395 SFM		260-395 SFM		195-330 SFM		35-100 SFM	
Drill Dia.		Speed RPM	Feed IPR	Speed RPM	Feed IPR	Speed RPM	Feed IPR	Speed RPM	Feed IPR	Speed RPM	Feed IPR
mm	Inch										
3	-	10,600	0.002 - 0.005	10,600	0.002 - 0.005	10,600	0.002 - 0.005	8,500	0.002 - 0.005	2,150	0.001 - 0.002
-	1/8	10,000	0.002 - 0.005	10,000	0.002 - 0.005	10,000	0.002 - 0.005	8,000	0.002 - 0.005	2,050	0.001 - 0.002
4	-	7,900	0.003 - 0.006	7,900	0.003 - 0.006	7,900	0.003 - 0.006	6,350	0.003 - 0.006	1,625	0.001 - 0.003
-	3/16	6,650	0.004 - 0.008	6,650	0.004 - 0.008	6,650	0.004 - 0.008	5,300	0.004 - 0.008	1,350	0.002 - 0.004
6	-	5,300	0.005 - 0.009	5,300	0.005 - 0.009	5,300	0.005 - 0.009	4,200	0.005 - 0.009	1,100	0.002 - 0.005
-	1/4	5,000	0.005 - 0.009	5,000	0.005 - 0.009	5,000	0.005 - 0.009	4,000	0.005 - 0.009	1,025	0.002 - 0.005
8	-	4,000	0.006 - 0.011	4,000	0.006 - 0.011	4,000	0.006 - 0.011	3,200	0.006 - 0.011	800	0.003 - 0.006
-	3/8	3,350	0.007 - 0.012	3,350	0.007 - 0.012	3,350	0.007 - 0.012	2,700	0.007 - 0.012	680	0.003 - 0.007
10	-	3,200	0.008 - 0.012	3,200	0.008 - 0.012	3,200	0.008 - 0.012	2,550	0.008 - 0.012	650	0.004 - 0.008
-	7/16	2,850	0.008 - 0.012	2,850	0.008 - 0.012	2,850	0.008 - 0.012	2,300	0.008 - 0.012	585	0.004 - 0.009
12	-	2,650	0.008 - 0.012	2,650	0.008 - 0.012	2,650	0.008 - 0.012	2,100	0.008 - 0.012	550	0.005 - 0.009
-	1/2	2,500	0.008 - 0.012	2,500	0.008 - 0.012	2,500	0.008 - 0.012	2,000	0.008 - 0.012	500	0.005 - 0.010

General Drilling Operations

Work Material		Special Alloy Steels, Hardened Steels					
Hardness		35-40 HRC		40-45 HRC		45-56 HRC	
Drilling Speed		130-160 SFM		115-150 SFM		65-100 SFM	
Drill Dia.		Speed RPM	Feed IPR	Speed RPM	Feed IPR	Speed RPM	Feed IPR
mm	Inch						
3	-	4,700	0.002 - 0.003	4,250	0.001 - 0.002	2,650	0.001 - 0.002
-	1/8	4,400	0.002 - 0.003	4,025	0.001 - 0.002	2,500	0.001 - 0.002
4	-	3,500	0.003 - 0.004	3,200	0.001 - 0.003	2,000	0.001 - 0.003
-	3/16	2,950	0.004 - 0.005	2,700	0.002 - 0.004	1,650	0.002 - 0.004
6	-	2,350	0.005 - 0.006	2,100	0.002 - 0.005	1,300	0.002 - 0.005
-	1/4	2,200	0.005 - 0.006	2,000	0.002 - 0.005	1,250	0.002 - 0.005
8	-	1,750	0.006 - 0.008	1,600	0.003 - 0.006	1,000	0.003 - 0.006
-	3/8	1,475	0.007 - 0.009	1,350	0.003 - 0.007	850	0.003 - 0.007
10	-	1,400	0.008 - 0.010	1,300	0.004 - 0.008	800	0.004 - 0.008
-	7/16	1,250	0.009 - 0.011	1,150	0.004 - 0.009	715	0.004 - 0.009
12	-	1,200	0.009 - 0.012	1,050	0.005 - 0.009	660	0.005 - 0.009
-	1/2	1,100	0.010 - 0.013	1,000	0.005 - 0.010	625	0.005 - 0.010





List 7501 - EXOPRO® AERO-STAD
List 7520 - EXOPRO® AERO-LHX
List 7500 - EXOPRO® AERO-D-REAM
List 257 - CARBIDE AERO-D-REAM

Work Material	Carbon & Glass Fiber Reinforced Plastics	
Cutting Speed	165 - 260 SFM	
Drill Diameter (in)	Speed RPM	Feed IPR
#40	8,000	0.0008 - 0.0020
#30	6,100	0.0008 - 0.0030
#20	4,900	0.0012 - 0.0030
#11	4,100	0.0012 - 0.0030
#2	3,550	0.0014 - 0.0040
1/4	3,100	0.0016 - 0.0040
5/16	3,170	0.0016 - 0.0040
3/8	2,100	0.0020 - 0.0040
7/16	1,790	0.0020 - 0.0040
1/2	1,570	0.0020 - 0.0040

1. Coolant is not needed, however, make sure dust is efficiently collected.
2. Peck drilling is not needed if drilling depth is less than 3D.
3. The machinability of CFRP depends on physical makeup and percentage of contents, both speed & feed may need adjustments depending on material.
4. Feed rate can be and should be adjusted depending on surface layer makeup.
5. Feed rates can be increased when an approved coolant is utilized.
6. Please contact OSG for specific application questions.



List 7530 - EXOPRO® AERO-S

Work Material	Carbon & Glass Fiber Reinforced Plastics		CFRP + Aluminum Stack	
Cutting Speed	165 - 260 SFM		200-400 SFM	
Drill Diameter (in)	Speed RPM	Feed IPR	Speed RPM	Feed IPR
#40	8,000	0.0008 - 0.0020	11,700	0.0010 - 0.0030
#30	6,100	0.0008 - 0.0030	8,900	0.0030 - 0.0040
#20	4,900	0.0012 - 0.0030	7,100	0.0040 - 0.0050
#11	4,100	0.0012 - 0.0030	6,000	0.0040 - 0.0050
#2	3,550	0.0014 - 0.0040	5,200	0.0050 - 0.0060
1/4	3,100	0.0016 - 0.0040	4,500	0.0060 - 0.0070
5/16	3,170	0.0016 - 0.0040	3,600	0.0070 - 0.0080
3/8	2,100	0.0020 - 0.0040	3,000	0.0090 - 0.0100
7/16	1,790	0.0020 - 0.0040	2,600	0.0100 - 0.0110
1/2	1,570	0.0020 - 0.0040	2,300	0.0120 - 0.0130

1. Feed rates can and should be adjusted depending on stack makeup, with higher feed rates in the composite portion and lower feeds in the metal portion.
2. Peck drilling may be necessary for enhanced quality and proper chip evacuation.
3. There are many factors that can effect successful stack drilling; please contact OSG about your specific application for best recommendation.



List 7532 - EXOPRO® AERO-H

List 5732 - EXOCARB® AERO-H

Work Material	Carbon & Glass Fiber Reinforced Plastics		CFRP + Aluminum Stack		CFRP + Titanium Stack		CFRP + CRES Stack	
Cutting Speed	165 - 260 SFM		200-400 SFM		40-60 SFM		30-50 SFM	
Drill Dia. (in)	Speed RPM	Feed IPR	Speed RPM	Feed IPR	Speed RPM	Feed IPR	Speed RPM	Feed IPR
#40	8,000	0.0008 - 0.0020	11,700	0.0010 - 0.0030	1,900	0.0002 - 0.0007	1,550	0.0002 - 0.0007
#30	6,100	0.0008 - 0.0030	8,900	0.0030 - 0.0040	1,500	0.0004 - 0.0009	1,150	0.0004 - 0.0009
#20	4,900	0.0012 - 0.0030	7,100	0.0040 - 0.0050	1,225	0.0006 - 0.0011	950	0.0006 - 0.0011
#11	4,100	0.0012 - 0.0030	6,000	0.0040 - 0.0050	1,000	0.0007 - 0.0012	800	0.0007 - 0.0012
#2	3,550	0.0014 - 0.0040	5,200	0.0050 - 0.0060	875	0.0009 - 0.0014	675	0.0009 - 0.0014
1/4	3,100	0.0016 - 0.0040	4,500	0.0060 - 0.0070	750	0.0010 - 0.0015	600	0.0010 - 0.0015
5/16	3,170	0.0016 - 0.0040	3,600	0.0070 - 0.0080	625	0.0013 - 0.0018	475	0.0013 - 0.0018
3/8	2,100	0.0020 - 0.0040	3,000	0.0090 - 0.0100	500	0.0016 - 0.0021	400	0.0016 - 0.0021
7/16	1,790	0.0020 - 0.0040	2,600	0.0100 - 0.0110	425	0.0019 - 0.0024	350	0.0019 - 0.0024
1/2	1,570	0.0020 - 0.0040	2,300	0.0120 - 0.0130	375	0.0023 - 0.0028	275	0.0023 - 0.0028

1. Feed rates can and should be adjusted depending on stack makeup, with higher feed rates in the composite portion and lower feeds in the metal portion.
2. Peck drilling may be necessary for enhanced quality and proper chip evacuation.
3. There are many factors that can effect successful stack drilling; please contact OSG about your specific application for best recommendation.



List HP700 - HY-PRO® CARB NEPTUNE®

Work Material	Carbon & Glass Fiber Reinforced Plastics		CFRP + Aluminum Stack		CFRP + Titanium Stack		CFRP + CRES Stack	
Cutting Speed	150-300 SFM		200-400 SFM		40-60 SFM		30-50 SFM	
Drill Diameter (in)	Speed RPM	Feed IPR	Speed RPM	Feed IPR	Speed RPM	Feed IPR	Speed RPM	Feed IPR
#40	8,900	0.001-0.002	11,690	0.001-0.003	1,900	0.0002-0.0007	1,550	0.0002-0.0007
#30	6,700	0.001-0.002	9,000	0.003-0.004	1,500	0.0004-0.0009	1,190	0.0004-0.0009
#20	5,250	0.001-0.002	7,000	0.004-0.005	1,180	0.0006-0.0011	950	0.0006-0.0011
#11	4,500	0.001-0.002	6,000	0.004-0.005	1,000	0.0007-0.0012	800	0.0007-0.0012
1/4	3,350	0.001-0.003	4,500	0.006-0.007	750	0.0010-0.0015	600	0.0009-0.0014



List 5171 - EXOCARB® WH70

Work Material	Hardened Steels			
	D2-S7 55-60 HRC		D2, CPM-9V 60-70 HRC	
Drilling Speed	33-52 SFM		26-42 SFM	
Drill Dia. mm	Speed RPM	Feed IPR	Speed RPM	Feed IPR
2	2,080	0.001 - 0.002	1,670	0.001 - 0.002
3	1,375	0.001 - 0.002	1,100	0.001 - 0.002
4	1,030	0.001 - 0.002	825	0.001 - 0.002
5	825	0.001 - 0.002	660	0.001 - 0.002
6	680	0.001 - 0.002	550	0.001 - 0.002
7	590	0.001 - 0.002	470	0.001 - 0.002
8	515	0.001 - 0.002	410	0.001 - 0.002
9	450	0.001 - 0.002	360	0.001 - 0.002
10	410	0.001 - 0.002	260	0.001 - 0.002
11	375	0.001 - 0.002	300	0.001 - 0.002
12	340	0.001 - 0.002	275	0.001 - 0.002
14	290	0.001 - 0.002	235	0.001 - 0.002
15	270	0.001 - 0.002	220	0.001 - 0.002
16	260	0.001 - 0.002	205	0.001 - 0.002
17	240	0.001 - 0.002	195	0.001 - 0.002
18	230	0.001 - 0.002	180	0.001 - 0.002

1. Use a water soluble oil with high density (5 to 10 times dilution).
2. Tight clamping is critical.
3. For drilling depth > 3D, use a step feed.
4. For materials susceptible to chip packing in the flute, apply a step feed.

List 5172 - EXOCARB® XH

Work Material	Broken Taps & Drills
Drilling Speed	65-80 SFM
Drill Dia. mm	Speed RPM
2	3,190 - 3,930
3	2,100 - 2,590
4	1,580 - 1,940
5	1,260 - 1,550
6	1,050 - 1,290
7	900 - 1,110
8	790 - 970
9	700 - 860
10	630 - 780
11	570 - 705
12	530 - 650

1. Use a drilling speed of 65-80 SFM.
2. Hand feed of 0.0005~0.001 in/rev is normal.
3. Use a rigid holder.
4. Select a high quality cutting oil and apply in sufficient amounts.
5. This tool should not be used to drill soft steels, aluminum alloys or other soft materials.
6. Resharpener should be done periodically.
7. For through hole processing of heat treated steels, use a spare piece of material underneath the material being drilled as this will prevent breakage caused by sudden torque.
8. Cannot be used to remove forming taps.

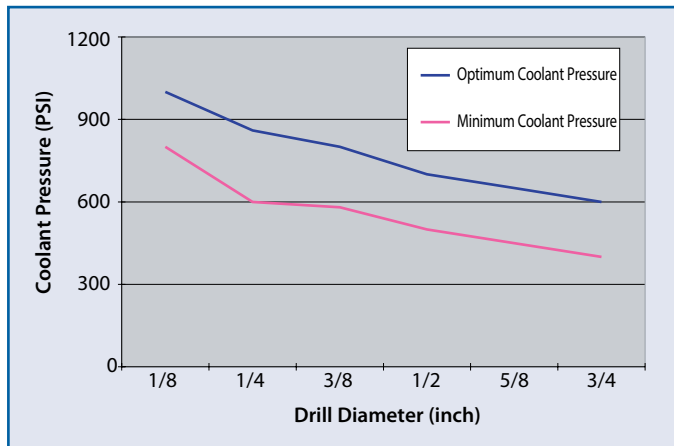




List 5275 - EXOCARB® MAX-OIL-AL: 15D-30D

Work Material	Aluminum Alloy 2025, 5052		Aluminum Alloy Casting		Copper Alloy C1020	
Drilling Speed	200-390 SFM		260-650 SFM		190-400 SFM	
Drill Dia.	Speed RPM	Feed IPR	Speed RPM	Feed IPR	Speed RPM	Feed IPR
mm						
3	9,500	0.0035 – 0.0059	14,700	0.0035 - 0.0059	9,500	0.0020 - 0.0035
4	7,150	0.0047 – 0.0079	11,000	0.0047 - 0.0079	7,150	0.0024 - 0.0039
5	5,700	0.0059 – 0.0098	8,800	0.0059 - 0.0098	5,700	0.0024 - 0.0039
6	4,770	0.0071 – 0.0118	7,350	0.0071 - 0.0118	4,770	0.0024 - 0.0039
8	3,575	0.0079 – 0.0157	5,500	0.0079 - 0.0157	3,575	0.0031 - 0.0059
10	2,850	0.0098 – 0.0197	4,400	0.0098 - 0.0197	2,850	0.0031 - 0.0059

Recommended Coolant Pressure





List 5310 - EXOCARB® MAX-MINI FHL-GDTS

ABOUT OSG

DRILLING

THREADING

MILLING

HOLDERS

INDEX

Work Material	Hardened Steel, Pre-Hardened Steels			Tool Steels H13, D2			Stainless Steels 440		
Drilling Speed	130-160 SFM			110-150 SFM			100-130 SFM		
Drill Dia. mm	Speed RPM	Feed IPR	Pecking (In)	Speed RPM	Feed IPR	Pecking (In)	Speed RPM	Feed IPR	Pecking (In)
1.0	14,000	0.0008-0.0020	0.0008-0.0020	13,000	0.0008-0.0020	0.0008-0.0020	11,000	0.0008-0.0020	0.0008-0.0020
1.1	13,000	0.0008-0.0020	0.0008-0.0020	12,000	0.0008-0.0020	0.0008-0.0020	10,000	0.0008-0.0020	0.0008-0.0020
1.2	12,000	0.0008-0.0020	0.0008-0.0020	11,000	0.0008-0.0020	0.0008-0.0020	9,000	0.0008-0.0020	0.0008-0.0020
1.3	11,000	0.0008-0.0020	0.0008-0.0020	10,000	0.0008-0.0020	0.0008-0.0020	8,600	0.0008-0.0020	0.0008-0.0020
1.4	10,000	0.0008-0.0020	0.0008-0.0020	9,000	0.0008-0.0020	0.0008-0.0020	8,000	0.0008-0.0020	0.0008-0.0020
1.5	9,500	0.0008-0.0020	0.0008-0.0020	8,500	0.0008-0.0020	0.0008-0.0020	7,400	0.0008-0.0020	0.0008-0.0020
1.6	9,000	0.0008-0.0020	0.0008-0.0020	8,000	0.0008-0.0020	0.0008-0.0020	7,000	0.0008-0.0020	0.0008-0.0020
1.7	8,400	0.0008-0.0020	0.0008-0.0020	7,500	0.0008-0.0020	0.0008-0.0020	6,600	0.0008-0.0020	0.0008-0.0020
1.8	8,000	0.0008-0.0020	0.0008-0.0020	7,100	0.0008-0.0020	0.0008-0.0020	6,200	0.0008-0.0020	0.0008-0.0020
1.9	7,500	0.0008-0.0020	0.0008-0.0020	6,700	0.0008-0.0020	0.0008-0.0020	5,900	0.0008-0.0020	0.0008-0.0020
2.0	7,200	0.0008-0.0020	0.0008-0.0020	6,400	0.0008-0.0020	0.0008-0.0020	5,600	0.0008-0.0020	0.0008-0.0020
2.5	5,700	0.0008-0.0020	0.0008-0.0020	5,100	0.0008-0.0020	0.0008-0.0020	4,500	0.0008-0.0020	0.0008-0.0020
3.0	4,800	0.0008-0.0020	0.0008-0.0020	4,200	0.0008-0.0020	0.0008-0.0020	3,700	0.0008-0.0020	0.0008-0.0020

1. Please use in a machine with precise spindle rotation. Tight clamping is critical.
2. The indicated speeds and feeds are for drilling with water-soluble fluid.
3. Please use water-soluble high density fluid (less than 20 times dilution).
4. We recommend the pilot hole operation prior to EXOCARB® MAX-MINI (List 5310).
5. The run out with a drill in the spindle should be less than 0.0001".
6. OSG's Shrink Fit System is the recommended tool holder for these drills.

For machines that cannot achieve the speeds indicated in the above table, please set rotation as high as possible. Tool life may be decreased.





List 5315 - EXOCARB® MAX-MINI UVM-LDS
List 5320 - EXOCARB® MAX-MINI UVM-DRL: 5D
List 5325 - EXOCARB® MAX-MINI UVM-DRL: 10D

Work Material	Stainless Steels 300SS, 400SS, 17-4PH			Special Alloy Steels, Hardened Steels			Aluminum Alloys, Cast Aluminum		
Drilling Speed	2-20 SFM			2-20 SFM			2-30 SFM		
Drill Dia. mm	Speed RPM	Feed IPR	Pecking (In)	Speed RPM	Feed IPR	Pecking (In)	Speed RPM	Feed IPR	Pecking (In)
0.02	25,000	0.00004 - 0.00006	0.00008	25,000	0.00004 - 0.00006	0.00008	25,000	0.0002 - 0.0004	0.00008
0.03	25,000	0.00004 - 0.00006	0.00012	25,000	0.00004 - 0.00006	0.00012	25,000	0.0002 - 0.0004	0.00012
0.04	25,000	0.00004 - 0.00006	0.00016	25,000	0.00004 - 0.00006	0.00016	25,000	0.0002 - 0.0004	0.00016
0.05	21,350	0.00004 - 0.00006	0.00020	21,350	0.00004 - 0.00006	0.00020	25,000	0.0002 - 0.0004	0.00020
0.06	17,790	0.00004 - 0.00006	0.00024	17,790	0.00004 - 0.00006	0.00024	25,000	0.0002 - 0.0004	0.00024
0.07	15,250	0.00004 - 0.00006	0.00027	15,250	0.00004 - 0.00006	0.00027	22,180	0.0002 - 0.0004	0.00027
0.08	13,340	0.00004 - 0.00006	0.00031	13,340	0.00004 - 0.00006	0.00031	19,400	0.0002 - 0.0004	0.00031
0.09	11,860	0.00004 - 0.00006	0.00035	11,860	0.00004 - 0.00006	0.00035	17,250	0.0002 - 0.0004	0.00035
0.10	10,670	0.00004 - 0.00006	0.00040	10,670	0.00004 - 0.00006	0.00040	15,520	0.0002 - 0.0004	0.00040

Work Material	High Heat Material					
	Ti-Alloy			Inconel, Waspaloy		
Drilling Speed	2-7 SFM			2-5 SFM		
Drill Dia. mm	Speed RPM	Feed IPR	Pecking (In)	Speed RPM	Feed IPR	Pecking (In)
0.02	21,830	0.000012 - 0.000028	0.00008	15,650	0.000012 - 0.000028	0.00008
0.03	14,550	0.000012 - 0.000028	0.00012	10,430	0.000012 - 0.000028	0.00012
0.04	10,910	0.000012 - 0.000028	0.00016	7,820	0.000012 - 0.000028	0.00016
0.05	8,730	0.000012 - 0.000028	0.00020	6,260	0.000012 - 0.000028	0.00020
0.06	7,280	0.000012 - 0.000028	0.00024	5,210	0.000012 - 0.000028	0.00024
0.07	6,240	0.000012 - 0.000028	0.00027	4,470	0.000012 - 0.000028	0.00027
0.08	5,460	0.000012 - 0.000028	0.00031	3,910	0.000012 - 0.000028	0.00031
0.09	4,850	0.000012 - 0.000028	0.00035	3,480	0.000012 - 0.000028	0.00035
0.10	4,370	0.000012 - 0.000028	0.00040	3,130	0.000012 - 0.000028	0.00040

1. Please use in a machine with precise spindle rotation. Tight clamping is critical.
2. The indicated feeds and speeds are for drilling with water-soluble fluid.
3. Please use water-soluble high density fluid (less than 20 times dilution).
4. Please utilize pecking cycle as specified in table.
5. The run out with a drill in the spindle should be less than 0.0001".
6. OSG's Shrink Fit System is the recommended tool holder for these drills.

For machines that cannot achieve the speeds indicated in the above table, please set rotation as high as possible. Tool life may be decreased.





List 5330 - EXOCARB® MAX-MINI WX-MS

General Drilling Operations

Work Material	Carbon Steels 1010, 1050		Alloy Steels 4140, 4130		Austenitic Stainless Steels 304, 316		Martensitic, Ferritic Stainless Steels 420, 430, 430F, 440		Precipitation Hardened Stainless Steels 17-4, 15-5	
Drilling Speed	65-260 SFM		65-180 SFM		50-100 SFM		65-120 SFM		50-100 SFM	
Drill Dia. mm	Speed RPM	Feed IPR	Speed RPM	Feed IPR	Speed RPM	Feed IPR	Speed RPM	Feed IPR	Speed RPM	Feed IPR
0.2	25,000	0.00008	25,000	0.00008	25,000	0.00008	25,000	0.00008	25,000	0.00008
0.3	25,000	0.00012	25,000	0.00012	24,250	0.00012	25,000	0.00012	24,250	0.00012
0.5	25,000	0.0003	20,000	0.0003	15,000	0.0003	15,000	0.0003	15,000	0.0003
1.0	15,000	0.0008	11,000	0.0008	7,250	0.0004	6,400	0.0004	7,250	0.0004
1.5	10,000	0.0008 - 0.0016	8,400	0.0008 - 0.0016	4,800	0.0005 - 0.0012	4,800	0.0005 - 0.0012	4,800	0.0005 - 0.0012
2.0	8,000	0.0012 - 0.0019	6,500	0.0012 - 0.0019	3,600	0.0006 - 0.0016	4,000	0.0006 - 0.0016	3,600	0.0006 - 0.0016
3.0	5,500	0.0016 - 0.0028	4,500	0.0016 - 0.0028	2,400	0.0009 - 0.0024	3,000	0.0009 - 0.0024	2,400	0.0009 - 0.0024
4.0	4,000	0.0024 - 0.0040	3,200	0.0024 - 0.0040	1,800	0.0012 - 0.0031	2,500	0.0012 - 0.0031	1,800	0.0012 - 0.0031
5.0	3,200	0.0027 - 0.0047	2,600	0.0027 - 0.0047	1,450	0.0016 - 0.004	2,000	0.0016 - 0.004	1,450	0.0016 - 0.004

General Drilling Operations

Work Material	Cast Iron		Aluminum Alloy 6061, 7075		Cast Aluminum		Copper, Copper Alloys C1020, S2600		Titanium 6AL4V (30 HRC)	
Drilling Speed	65-260 SFM		100-260 SFM		100-200 SFM		65-150 SFM		30-120 SFM	
Drill Dia. mm	Speed RPM	Feed IPR	Speed RPM	Feed IPR	Speed RPM	Feed IPR	Speed RPM	Feed IPR	Speed RPM	Feed IPR
0.2	25,000	0.00008	25,000	0.0001	25,000	0.00008	25,000	0.00008	25,000	0.00008
0.3	25,000	0.00012	25,000	0.0003	25,000	0.0001	25,000	0.00012	24,250	0.0001
0.5	25,000	0.0003	25,000	0.0006	25,000	0.0003	20,000	0.0003	15,000	0.0002
1.0	15,000	0.0008	15,000	0.0012	14,500	0.0004	10,000	0.0004	7,250	0.0004
1.5	10,000	0.0008 - 0.0016	10,000	0.0012 - 0.0031	10,000	0.0005 - 0.0012	4,800	0.0005 - 0.0012	4,800	0.0005 - 0.0013
2.0	8,000	0.0012 - 0.0019	8,000	0.0016 - 0.0040	8,000	0.0006 - 0.0016	4,000	0.0006 - 0.0016	3,600	0.0012 - 0.0015
3.0	5,500	0.0016 - 0.0028	6,500	0.0024 - 0.0059	6,500	0.0009 - 0.0024	3,000	0.0009 - 0.0024	2,400	0.0016 - 0.0018
4.0	4,000	0.0024 - 0.0040	5,000	0.0031 - 0.0079	5,000	0.0012 - 0.0031	2,500	0.0012 - 0.0031	1,800	0.0016 - 0.0026
5.0	3,200	0.0027 - 0.0047	4,000	0.0040 - 0.0098	4,000	0.0016 - 0.0040	2,000	0.0016 - 0.0040	1,450	0.0027 - 0.0039

1. Please use in a machine with precise spindle rotation. Tight clamping is critical.
2. The indicated feeds and speeds are for drilling with water-soluble fluid.
3. Please use water-soluble high density fluid (less than 20 times dilution).
4. These tables are applicable for less than 3xD deep drilling operations.
When drilling deeper than 3xD, please peck every 0.25-0.5xD accordingly.
5. The run out with a drill in the spindle should be less than 0.0001".
6. OSG's Shrink Fit System is the recommended tool holder for these drills.

For machines that cannot achieve the speeds indicated in the above table, please set rotation as high as possible. Tool life may be decreased.





List 5340 - EXOCARB® MAX-MINI MRS

General Drilling Operations

Work Material	Carbon Steels 1015, 1050		Alloy Steels 4140, 4130		Austenitic Stainless Steels 304, 316		Martensitic, Ferritic Stainless Steels 420, 430, 430F, 440		Precipitation Hardened Stainless Steels 17-4, 15-5	
Drilling Speed	65-260 SFM		65-180 SFM		50-130 SFM		65-165 SFM		50-130 SFM	
Drill Dia. mm	Speed RPM	Feed IPR	Speed RPM	Feed IPR	Speed RPM	Feed IPR	Speed RPM	Feed IPR	Speed RPM	Feed IPR
0.5	25,000	0.0003	23,300	0.0003	17,465	0.0002 - 0.0006	22,300	0.0002 - 0.0006	17,465	0.0002 - 0.0006
1.0	15,700	0.0008	11,600	0.0008	8,730	0.0004 - 0.0012	11,150	0.0004 - 0.0012	8,730	0.0004 - 0.0012
1.5	10,000	0.0008 - 0.0016	7,750	0.0008 - 0.0016	5,820	0.0006 - 0.0018	7,440	0.0006 - 0.0018	5,820	0.0006 - 0.0018
2.0	8,000	0.0012 - 0.0019	5,800	0.0012 - 0.0019	4,365	0.0008 - 0.0024	5,580	0.0008 - 0.0024	4,365	0.0008 - 0.0024
2.5	6,400	0.0014 - 0.0025	4,660	0.0014 - 0.0025	3,500	0.0009 - 0.0030	4,460	0.0009 - 0.0030	3,500	0.0009 - 0.0030
3.0	5,500	0.0016 - 0.0028	3,900	0.0016 - 0.0028	2,900	0.0012 - 0.0035	3,720	0.0012 - 0.0035	2,900	0.0012 - 0.0035

General Drilling Operations

Work Material	Aluminum Alloy 6061, 7075		Cast Aluminum		Copper, Copper Alloys C1020, S2600		Special Alloy Steels, Hardened Steels		Titanium 6AL4V	
Drilling Speed	100-260 SFM		100-200 SFM		65-150 SFM		65-120 SFM		30 HRC	
Drill Dia. mm	Speed RPM	Feed IPR	Speed RPM	Feed IPR	Speed RPM	Feed IPR	Speed RPM	Feed IPR	Speed RPM	Feed IPR
0.5	25,000	0.0006	25,000	0.0003	21,000	0.0003	17,500	0.0003	15,000	0.0002
1.0	16,000	0.0012	14,500	0.0004	10,600	0.0004	8,800	0.0008	7,250	0.0004
1.5	10,000	0.0012 - 0.0031	9,700	0.0005 - 0.0012	7,100	0.0005 - 0.0012	5,850	0.0012 - 0.0019	4,800	0.0005 - 0.0013
2.0	8,000	0.0016 - 0.0040	7,300	0.0006 - 0.0016	5,300	0.0006 - 0.0016	4,400	0.0016 - 0.0024	3,600	0.0012 - 0.0015
2.5	6,400	0.0020 - 0.0049	5,800	0.0007 - 0.0020	4,270	0.0007 - 0.0020	3,500	0.0020 - 0.0030	3,000	0.0014 - 0.0017
3.0	5,300	0.0024 - 0.0059	4,800	0.0009 - 0.0024	3,560	0.0009 - 0.0024	2,900	0.0024 - 0.0035	2,400	0.0016 - 0.0018

1. Please use in a machine with precise spindle rotation. Tight clamping is critical.
2. The indicated feeds and speeds are for drilling with water-soluble fluid.
3. Please use water-soluble high density fluid (less than 20 times dilution).
4. These tables are applicable for less than 3xD deep drilling operations.
When drilling deeper than 3xD, please peck every 0.25-0.5xD accordingly.
5. The run out with a drill in the spindle should be less than 0.0001".
6. OSG's Shrink Fit System is the recommended tool holder for these drills.

For machines that cannot achieve the speeds indicated in the above table, please set rotation as high as possible. Tool life may be decreased.





List HP253 - HY-PRO® CARB: 3D Coolant-Through
List HP255 - HY-PRO® CARB: 5D Coolant-Through
List HP258 - HY-PRO® CARB: 8D Coolant-Through

General Drilling Operations

Work Material		Carbon Steels, Mild Steels 1010, 1050, 12L14		Alloy Steels 4140, 4130		Stainless Steels 300SS, 400SS, 17-4PH		Cast Iron		Ductile Cast Iron		Aluminum Alloy	
Drilling Speed		310-455 SFM		265-380 SFM		145-220 SFM		285-420 SFM		215-350 SFM		260-450 SFM	
Drill Dia.		Speed RPM	Feed IPR	Speed RPM	Feed IPR	Speed RPM	Feed IPR	Speed RPM	Feed IPR	Speed RPM	Feed IPR	Speed RPM	Feed IPR
mm	Inch												
3	-	12,370	0.002-0.005	10,430	0.002-0.005	5,900	0.002-0.004	11,400	0.002-0.005	9,140	0.002-0.005	11,480	0.003-0.005
-	1/8	11,690	0.002-0.005	9,860	0.002-0.005	5,580	0.002-0.004	10,770	0.002-0.005	8,630	0.002-0.005	10,850	0.003-0.005
4	-	9,280	0.003-0.006	7,820	0.003-0.006	4,430	0.003-0.005	8,550	0.003-0.006	6,850	0.003-0.006	8,610	0.004-0.006
-	3/16	7,790	0.004-0.007	6,570	0.004-0.007	3,720	0.004-0.006	7,180	0.004-0.007	5,760	0.004-0.007	7,230	0.005-0.007
6	-	6,190	0.005-0.009	5,220	0.005-0.009	2,950	0.005-0.007	5,700	0.005-0.009	4,570	0.005-0.009	5,740	0.006-0.008
-	1/4	5,840	0.005-0.010	4,930	0.005-0.010	2,790	0.006-0.008	5,390	0.005-0.010	4,320	0.005-0.010	5,420	0.007-0.009
8	-	4,640	0.006-0.011	3,910	0.006-0.011	2,210	0.006-0.009	4,280	0.006-0.011	3,430	0.006-0.011	4,310	0.008-0.010
-	3/8	3,900	0.007-0.011	3,290	0.007-0.011	1,860	0.007-0.009	3,590	0.007-0.011	2,880	0.007-0.011	3,620	0.009-0.011
10	-	3,710	0.008-0.012	3,130	0.008-0.012	1,770	0.008-0.010	3,420	0.008-0.012	2,740	0.008-0.012	3,440	0.011-0.013
-	7/16	3,340	0.008-0.012	2,820	0.008-0.012	1,590	0.008-0.010	3,080	0.008-0.012	2,470	0.008-0.012	3,100	0.012-0.014
12	-	3,090	0.008-0.012	2,610	0.008-0.012	1,480	0.008-0.010	2,850	0.008-0.012	2,280	0.008-0.012	2,870	0.013-0.015
-	1/2	2,920	0.008-0.013	2,460	0.008-0.013	1,390	0.008-0.010	2,690	0.008-0.013	2,160	0.008-0.013	2,710	0.014-0.016
14	-	2,650	0.009-0.014	2,240	0.009-0.014	1,260	0.009-0.011	2,440	0.009-0.014	1,960	0.009-0.014	2,460	0.016-0.018
-	5/8	2,340	0.010-0.014	1,970	0.010-0.014	1,120	0.010-0.012	2,150	0.010-0.014	1,730	0.010-0.014	2,170	0.018-0.020
16	-	2,340	0.010-0.014	1,970	0.010-0.014	1,120	0.010-0.012	2,150	0.010-0.014	1,730	0.010-0.014	2,170	0.018-0.020
18	-	2,060	0.011-0.015	1,740	0.011-0.015	980	0.011-0.013	1,900	0.011-0.015	1,520	0.011-0.015	1,910	0.020-0.022
-	3/4	1,950	0.011-0.015	1,640	0.011-0.015	930	0.011-0.013	1,800	0.011-0.015	1,440	0.011-0.015	1,810	0.021-0.023
20	-	1,860	0.012-0.016	1,560	0.012-0.016	890	0.012-0.014	1,710	0.012-0.016	1,370	0.012-0.016	1,720	0.022-0.024

CONTINUED ➔





General Drilling Operations

Work Material	Cast Aluminum	Copper	Special Alloy Steels, Hardened Steels										
			26-30 HRC		30-34 HRC		34-43 HRC		43-48 HRC				
Hardness													
Drilling Speed	325- 700 SFM		230-380 SFM		185-295 SFM		130-210 SFM		120-180 SFM		80-110 SFM		
Drill Dia.	Speed RPM	Feed IPR	Speed RPM	Feed IPR	Speed RPM	Feed IPR	Speed RPM	Feed IPR	Speed RPM	Feed IPR	Speed RPM	Feed IPR	
													mm
3	-	16,580	0.004-0.006	9,860	0.003-0.005	7,760	0.002-0.005	5,500	0.002-0.003	4,850	0.002-0.003	3,090	0.001-0.002
-	1/8	15,660	0.004-0.006	9,320	0.003-0.005	7,330	0.002-0.005	5,200	0.002-0.003	4,560	0.002-0.003	2,930	0.001-0.003
4	-	12,430	0.005-0.007	7,400	0.004-0.006	5,820	0.003-0.006	4,120	0.003-0.004	3,640	0.003-0.004	2,320	0.002-0.003
-	3/16	10,440	0.006-0.008	6,210	0.005-0.007	4,890	0.004-0.007	3,460	0.004-0.005	3,040	0.004-0.005	1,950	0.002-0.004
6	-	8,290	0.008-0.010	4,930	0.006-0.008	3,880	0.005-0.009	2,750	0.005-0.006	2,410	0.005-0.006	1,550	0.002-0.004
-	1/4	7,830	0.009-0.011	4,660	0.007-0.009	3,670	0.005-0.010	2,600	0.005-0.007	2,290	0.005-0.007	1,460	0.003-0.005
8	-	6,220	0.012-0.014	3,700	0.008-0.010	2,910	0.006-0.011	2,060	0.006-0.008	1,810	0.006-0.008	1,160	0.003-0.005
-	3/8	5,220	0.013-0.015	3,110	0.009-0.011	2,440	0.007-0.011	1,730	0.007-0.009	1,520	0.007-0.009	980	0.003-0.005
10	-	4,970	0.015-0.017	2,960	0.011-0.013	2,330	0.008-0.012	1,650	0.008-0.010	1,450	0.008-0.010	930	0.004-0.006
-	7/16	4,470	0.016-0.018	2,660	0.012-0.014	2,090	0.008-0.012	1,480	0.008-0.011	1,300	0.008-0.011	840	0.004-0.006
12	-	4,140	0.018-0.020	2,470	0.013-0.015	1,940	0.008-0.012	1,370	0.009-0.012	1,210	0.009-0.012	770	0.005-0.007
-	1/2	3,920	0.019-0.021	2,330	0.014-0.016	1,830	0.008-0.013	1,300	0.010-0.013	1,140	0.010-0.013	730	0.005-0.007
14	-	3,550	0.021-0.023	2,110	0.016-0.018	1,660	0.009-0.014	1,180	0.011-0.014	1,030	0.011-0.014	660	0.006-0.008
-	5/8	3,130	0.022-0.024	1,860	0.018-0.020	1,470	0.010-0.014	1,040	0.012-0.015	900	0.013-0.016	580	0.006-0.008
16	-	3,130	0.022-0.024	1,860	0.018-0.020	1,470	0.010-0.014	1,040	0.012-0.015	900	0.013-0.016	580	0.006-0.008
18	-	2,760	0.026-0.030	1,640	0.020-0.022	1,290	0.011-0.015	920	0.014-0.018	810	0.015-0.018	520	0.007-0.009
-	3/4	2,610	0.027-0.031	1,550	0.021-0.023	1,220	0.011-0.015	870	0.015-0.019	760	0.015-0.019	490	0.007-0.009
20	-	2,490	0.028-0.032	1,480	0.022-0.024	1,160	0.012-0.016	820	0.016-0.020	720	0.016-0.020	460	0.008-0.011





List HP243 - HY-PRO® CARB: 3D List HP245 - HY-PRO® CARB: 5D

General Drilling Operations

Work Material	Carbon Steels, Mild Steels 1010, 1050, 12L14		Alloy Steels 4140, 4130		Stainless Steels 300SS, 400SS, 17-4PH		Cast Iron		Ductile Cast Iron		Aluminum Alloy	
Drilling Speed	240-350 SFM		230-325 SFM		130-200 SFM		240-385 SFM		175-300 SFM		200-380 SFM	
Drill Dia. mm Inch	Speed RPM	Feed IPR	Speed RPM	Feed IPR	Speed RPM	Feed IPR	Speed RPM	Feed IPR	Speed RPM	Feed IPR	Speed RPM	Feed IPR
	1 -	25,000	0.001-0.002	25,000	0.001-0.002	16,010	0.001-0.002	25,000	0.001-0.002	23,090	0.001-0.002	25,000
- 1/16	18,030	0.001-0.002	16,930	0.001-0.002	10,080	0.001-0.002	19,620	0.001-0.002	14,550	0.001-0.002	17,720	0.001-0.002
2 -	14,310	0.002-0.003	13,430	0.001-0.003	8,010	0.001-0.003	15,130	0.001-0.003	11,540	0.001-0.003	14,070	0.002-0.003
- 3/32	12,020	0.002-0.004	11,280	0.002-0.004	6,720	0.002-0.003	13,080	0.002-0.004	9,700	0.002-0.004	11,820	0.002-0.004
3 -	9,540	0.002-0.005	8,960	0.002-0.005	5,340	0.002-0.004	10,090	0.002-0.005	7,700	0.002-0.005	9,380	0.003-0.005
- 1/8	9,010	0.003-0.005	8,460	0.003-0.005	5,040	0.003-0.004	9,810	0.002-0.005	7,270	0.003-0.005	8,860	0.004-0.005
4 -	7,160	0.003-0.006	6,720	0.003-0.006	4,000	0.003-0.005	7,560	0.003-0.006	5,770	0.003-0.006	7,040	0.004-0.006
- 3/16	6,010	0.004-0.008	5,640	0.004-0.008	3,360	0.004-0.006	6,540	0.004-0.007	4,850	0.004-0.007	5,910	0.005-0.007
6 -	4,770	0.005-0.009	4,480	0.005-0.009	2,670	0.005-0.007	5,040	0.005-0.009	3,850	0.005-0.009	4,690	0.006-0.008
- 1/4	4,510	0.005-0.010	4,230	0.005-0.010	2,520	0.006-0.008	4,910	0.005-0.010	3,640	0.005-0.010	4,430	0.007-0.009
8 -	3,580	0.006-0.011	3,360	0.006-0.011	2,000	0.006-0.009	3,780	0.006-0.011	2,890	0.006-0.011	3,520	0.008-0.010
- 3/8	3,010	0.007-0.011	2,820	0.007-0.011	1,680	0.007-0.009	3,270	0.007-0.011	2,420	0.007-0.011	2,950	0.009-0.011
10 -	2,860	0.008-0.012	2,680	0.008-0.012	1,600	0.008-0.010	3,030	0.008-0.012	2,310	0.008-0.012	2,810	0.011-0.013
- 7/16	2,580	0.008-0.012	2,420	0.008-0.012	1,440	0.008-0.010	2,800	0.008-0.012	2,080	0.008-0.012	2,530	0.012-0.014
12 -	2,380	0.008-0.012	2,240	0.008-0.012	1,330	0.008-0.010	2,520	0.008-0.012	1,920	0.008-0.012	2,340	0.013-0.015
- 1/2	2,250	0.009-0.013	2,120	0.009-0.013	1,260	0.008-0.011	2,450	0.008-0.013	1,820	0.008-0.013	2,210	0.014-0.016
14 -	2,040	0.009-0.014	1,920	0.009-0.014	1,140	0.009-0.011	2,160	0.009-0.014	1,650	0.009-0.014	2,010	0.016-0.018
- 5/8	1,810	0.010-0.014	1,690	0.010-0.014	1,010	0.010-0.012	1,960	0.010-0.014	1,450	0.010-0.014	1,770	0.018-0.020
16 -	1,810	0.010-0.014	1,690	0.010-0.014	1,010	0.010-0.012	1,960	0.010-0.014	1,450	0.010-0.014	1,770	0.018-0.020
- 15/16	1,590	0.011-0.015	1,490	0.011-0.015	890	0.011-0.013	1,682	0.011-0.015	1,280	0.011-0.015	1,560	0.020-0.022
18 -	1,500	0.012-0.015	1,410	0.012-0.015	840	0.011-0.013	1,580	0.011-0.015	1,210	0.012-0.015	1,480	0.021-0.023
- 3/4	1,430	0.012-0.016	1,340	0.012-0.016	800	0.012-0.014	1,514	0.012-0.016	1,150	0.012-0.016	1,410	0.022-0.024
20 -												

CONTINUED ➔





General Drilling Operations

Work Material	Cast Aluminum	Copper	Special Alloy Steels, Hardened Steels										
			26-30 HRC		30-34 HRC		34-43 HRC		43-48 HRC				
Hardness	260- 640 SFM		190-320 SFM		160-240 SFM		110-185 SFM		100-150 SFM		75-100 SFM		
Drilling Speed	Speed RPM	Feed IPR	Speed RPM	Feed IPR	Speed RPM	Feed IPR	Speed RPM	Feed IPR	Speed RPM	Feed IPR	Speed RPM	Feed IPR	
													mm
1	-	25,000	0.002-0.003	24,740	0.001-0.002	19,400	0.001-0.002	14,260	0.001-0.002	12,130	0.001-0.001	8,440	0.0005-0.001
-	1/16	25,000	0.002-0.003	15,580	0.001-0.002	12,220	0.001-0.002	8,980	0.001-0.002	7,640	0.001-0.002	5,320	0.0005-0.001
2	-	21,831	0.003-0.004	12,370	0.002-0.003	9,700	0.001-0.003	7,130	0.001-0.003	6,060	0.001-0.002	4,220	0.001-0.001
-	3/32	18,336	0.004-0.005	10,390	0.002-0.004	8,150	0.002-0.004	5,990	0.002-0.003	5,090	0.002-0.003	3,540	0.001-0.002
3	-	14,550	0.004-0.006	8,250	0.003-0.005	6,470	0.002-0.005	4,750	0.002-0.003	4,040	0.002-0.003	2,810	0.001-0.002
-	1/8	13,750	0.005-0.006	7,790	0.003-0.005	6,110	0.003-0.005	4,490	0.003-0.004	3,820	0.003-0.004	2,660	0.002-0.003
4	-	10,920	0.005-0.007	6,180	0.004-0.006	4,850	0.003-0.006	3,560	0.003-0.004	3,030	0.003-0.004	2,110	0.002-0.003
-	3/16	9,170	0.006-0.008	5,190	0.005-0.007	4,070	0.004-0.008	2,990	0.004-0.005	2,550	0.004-0.005	1,770	0.002-0.003
6	-	7,270	0.008-0.010	4,120	0.006-0.008	3,230	0.005-0.009	2,380	0.005-0.006	2,020	0.005-0.006	1,410	0.002-0.004
-	1/4	6,870	0.010-0.012	3,890	0.007-0.009	3,050	0.005-0.010	2,240	0.006-0.007	1,910	0.006-0.007	1,330	0.002-0.004
8	-	5,460	0.012-0.014	3,090	0.008-0.010	2,420	0.006-0.011	1,780	0.006-0.008	1,520	0.006-0.008	1,050	0.003-0.005
-	3/8	4,580	0.013-0.015	2,590	0.009-0.011	2,040	0.007-0.011	1,490	0.007-0.009	1,270	0.007-0.009	880	0.003-0.005
10	-	4,360	0.015-0.017	2,470	0.011-0.013	1,940	0.008-0.012	1,420	0.008-0.010	1,210	0.008-0.010	840	0.004-0.006
-	7/16	3,930	0.016-0.018	2,220	0.012-0.014	1,740	0.008-0.012	1,280	0.008-0.011	1,090	0.009-0.011	760	0.004-0.006
12	-	3,640	0.018-0.020	2,060	0.013-0.015	1,620	0.008-0.012	1,190	0.009-0.012	1,010	0.009-0.012	700	0.005-0.007
-	1/2	3,440	0.019-0.021	1,950	0.014-0.016	1,530	0.009-0.013	1,120	0.010-0.013	950	0.010-0.013	660	0.005-0.007
14	-	3,120	0.021-0.023	1,770	0.016-0.018	1,390	0.009-0.014	1,020	0.011-0.014	860	0.011-0.014	600	0.006-0.008
-	5/8	2,750	0.022-0.026	1,560	0.018-0.020	1,220	0.010-0.014	900	0.012-0.016	760	0.013-0.016	530	0.006-0.008
16	-	2,750	0.022-0.026	1,560	0.018-0.020	1,220	0.010-0.014	900	0.012-0.016	760	0.013-0.016	530	0.006-0.008
-		2,420	0.026-0.030	1,370	0.020-0.022	1,080	0.011-0.015	790	0.014-0.018	670	0.015-0.018	470	0.007-0.009
18	-	2,290	0.027-0.031	1,300	0.021-0.023	1,020	0.012-0.015	750	0.015-0.019	640	0.016-0.019	440	0.008-0.010
-	3/4	2,180	0.028-0.032	1,240	0.022-0.024	970	0.012-0.016	710	0.016-0.020	610	0.016-0.020	420	0.008-0.011





List 215, 220D, 200 & 233*

General Drilling Operations

Work Material		Mild Steels, Carbon Steels		Alloy Tool Steels, Tool Steels		Cast Iron		Aluminum	
Hardness				Up to 30 HRC					
Drilling Speed		280-320 SFM		250-270 SFM		250-350 SFM		550-650 SFM	
Drill Dia.		Speed RPM	Feed IPR	Speed RPM	Feed IPR	Speed RPM	Feed IPR	Speed RPM	Feed IPR
mm	Inch								
1	-	25,000	0.0010 - 0.0012	25,000	0.0003 - 0.0005	25,000	0.0007 - 0.0009	25,000	0.0006 - 0.0008
-	1/16	18,300	0.0016 - 0.0018	15,900	0.0004 - 0.0006	18,300	0.0011 - 0.0013	25,000	0.0010 - 0.0012
2	-	14,600	0.0020 - 0.0022	12,600	0.0006 - 0.0008	14,600	0.0014 - 0.0016	25,000	0.0013 - 0.0015
-	3/32	12,200	0.0024 - 0.0026	10,600	0.0007 - 0.0009	12,200	0.0017 - 0.0019	24,400	0.0015 - 0.0017
3	-	9,700	0.0027 - 0.0029	8,400	0.0012 - 0.0014	9,700	0.0021 - 0.0023	19,400	0.0020 - 0.0022
-	1/8	9,200	0.0028 - 0.0030	7,950	0.0012 - 0.0015	9,200	0.0022 - 0.0024	18,300	0.0022 - 0.0024
4	-	7,300	0.0030 - 0.0032	6,300	0.0013 - 0.0015	7,300	0.0023 - 0.0025	14,500	0.0029 - 0.0031
-	3/16	6,100	0.0035 - 0.0037	5,300	0.0015 - 0.0017	6,100	0.0027 - 0.0029	12,200	0.0034 - 0.0036
6	-	4,850	0.0040 - 0.0042	4,200	0.0020 - 0.0022	4,850	0.0037 - 0.0039	9,700	0.0045 - 0.0047
-	1/4	4,600	0.0042 - 0.0044	3,950	0.0021 - 0.0023	4,600	0.0039 - 0.0041	9,150	0.0047 - 0.0049
8	-	3,650	0.0048 - 0.0050	3,150	0.0024 - 0.0026	3,650	0.0044 - 0.0046	7,250	0.0054 - 0.0056
-	3/8	3,050	0.0065 - 0.0067	2,650	0.0033 - 0.0035	3,050	0.0047 - 0.0049	6,100	0.0066 - 0.0068
10	-	2,900	0.0067 - 0.0069	2,500	0.0033 - 0.0036	2,900	0.0048 - 0.0050	5,800	0.0068 - 0.0070
-	7/16	2,600	0.0068 - 0.0070	2,250	0.0034 - 0.0036	2,600	0.0049 - 0.0051	5,200	0.0072 - 0.0074
12	-	2,400	0.0074 - 0.0076	2,100	0.0034 - 0.0036	2,400	0.0054 - 0.0056	4,800	0.0078 - 0.0080
-	1/2	2,250	0.0078 - 0.0080	1,950	0.0035 - 0.0036	2,250	0.0057 - 0.0059	4,550	0.0082 - 0.0084

ABOUT OSG

DRILLING

THREADING

MILLING

HOLDERS

INDEX



General Drilling Operations

Work Material		Titanium Alloys (Annealed)		Inconel, Titanium Alloys (Solution Treated and Aged)		Hardened Steels, Prehardened Steels			
Hardness						30-38 HRC		38-45 HRC	
Drilling Speed		120-140 SFM		50-70 SFM		210-230 SFM		160-180 SFM	
Drill Dia.		Speed RPM	Feed IPR	Speed RPM	Feed IPR	Speed RPM	Feed IPR	Speed RPM	Feed IPR
mm	Inch								
1	-	12,600	0.0003 - 0.0005	5,800	0.0002 - 0.0004	20,850	0.0002 - 0.0004	16,500	0.0002 - 0.0004
-	1/16	8,000	0.0004 - 0.0006	3,700	0.0003 - 0.0005	13,150	0.0004 - 0.0006	10,400	0.0004 - 0.0006
2	-	6,300	0.0006 - 0.0008	2,900	0.0004 - 0.0006	10,400	0.0005 - 0.0007	8,250	0.0005 - 0.0007
-	3/32	5,300	0.0007 - 0.0009	2,400	0.0005 - 0.0007	8,750	0.0007 - 0.0009	6,950	0.0007 - 0.0009
3	-	4,200	0.0010 - 0.0012	1,900	0.0008 - 0.0010	6,950	0.0011 - 0.0013	5,500	0.0011 - 0.0013
-	1/8	4,000	0.0011 - 0.0012	1,850	0.0008 - 0.0010	6,600	0.0012 - 0.0014	5,200	0.0012 - 0.0014
4	-	3,150	0.0011 - 0.0013	1,450	0.0009 - 0.0010	5,200	0.0013 - 0.0015	4,100	0.0013 - 0.0015
-	3/16	2,650	0.0013 - 0.0015	1,200	0.0010 - 0.0012	4,400	0.0015 - 0.0017	3,450	0.0015 - 0.0017
6	-	2,100	0.0015 - 0.0017	950	0.0013 - 0.0015	3,500	0.0023 - 0.0025	2,750	0.0023 - 0.0025
-	1/4	2,000	0.0016 - 0.0018	900	0.0014 - 0.0015	3,300	0.0024 - 0.0026	2,600	0.0024 - 0.0026
8	-	1,550	0.0018 - 0.0020	730	0.0015 - 0.0017	2,600	0.0028 - 0.0030	2,050	0.0028 - 0.0030
-	3/8	1,300	0.0023 - 0.0025	600	0.0018 - 0.0020	2,200	0.0039 - 0.0041	1,700	0.0039 - 0.0041
10	-	1,250	0.0024 - 0.0026	580	0.0019 - 0.0021	2,130	0.0040 - 0.0042	1,650	0.0040 - 0.0042
-	7/16	1,140	0.0025 - 0.0026	520	0.0019 - 0.0021	1,920	0.0041 - 0.0043	1,450	0.0041 - 0.0043
12	-	1,050	0.0025 - 0.0027	490	0.0020 - 0.0022	1,780	0.0041 - 0.0043	1,350	0.0041 - 0.0043
-	1/2	990	0.0026 - 0.0027	460	0.0020 - 0.0022	1,680	0.0042 - 0.0043	1,300	0.0042 - 0.0043

*When using our List 233 three flute drills, we recommend the same RPM but feed rates should be increased by 25-35%.

CONTINUED 





List 215, 220D, 200 & 233* (Continued)

Aerospace Operations

Work Material		Graphite Composite		Epoxy Fiber		Acrylic Plastics		Graphite Composite Titanium Stack	
Drilling Speed		200-220 SFM		200-220 SFM		150-170 SFM		12-20 SFM	
Drill Dia.		Speed RPM	Feed IPR	Speed RPM	Feed IPR	Speed RPM	Feed IPR	Speed RPM	Feed IPR
mm	Inch								
3	-	6,800	0.0017-0.0022	6,800	0.0017-0.0022	5,200	0.0017-0.0022	520	0.0008-0.0013
-	1/8	6,400	0.0015-0.0025	6,400	0.0015-0.0025	4,900	0.0015-0.0025	490	0.0010-0.0015
4	-	5,100	0.0020-0.0030	5,100	0.0020-0.0030	3,900	0.0020-0.0030	390	0.0010-0.0020
-	3/16	4,250	0.0025-0.0035	4,250	0.0025-0.0035	3,250	0.0025-0.0035	325	0.0015-0.0025
6	-	3,400	0.0035-0.0045	3,400	0.0035-0.0045	2,580	0.0035-0.0045	260	0.0015-0.0025
-	1/4	3,200	0.0035-0.0045	3,200	0.0035-0.0045	2,450	0.0035-0.0045	245	0.0020-0.0030
8	-	2,550	0.0045-0.0055	2,550	0.0045-0.0055	1,950	0.0045-0.0055	195	0.0025-0.0035
-	3/8	2,140	0.0055-0.0065	2,140	0.0055-0.0065	1,630	0.0055-0.0065	165	0.0030-0.0040
10	-	2,030	0.0055-0.0065	2,030	0.0055-0.0065	1,550	0.0055-0.0065	155	0.0035-0.0045
-	7/16	1,830	0.0060-0.0070	1,830	0.0060-0.0070	1,400	0.0060-0.0070	140	0.0035-0.0045
12	-	1,700	0.0065-0.0075	1,700	0.0065-0.0075	1,280	0.0065-0.0075	130	0.0040-0.0050
-	1/2	1,600	0.0065-0.0075	1,600	0.0065-0.0075	1,200	0.0065-0.0075	120	0.0040-0.0050

The chart above is for materials typically used in aircraft structures. Speeds may be less than optimal because of limitations in the portable machine tools utilized.

*When using our List 233 three flute drills we recommend the same RPM but feed rates should be increased by 25-35%.

Hole Depth Diameters	Reduce Spindle Speed	Reduce Feed Rate
3 x Dia.	10%	10%
4 x Dia.	20%	10%
5 x Dia.	30%	20%
6 x Dia.	35%	20%
8 x Dia.	40%	20%

When drilling deep holes, the recommended speeds and feeds should be reduced proportionately based on the hole depth. To the left are guidelines for reducing the speeds and feeds.



List 300D

General Drilling Operations

Work Material		Mild Steels, Carbon Steels		Alloy Tool Steels, Tool Steels		Cast Iron		Aluminum	
Hardness				Up to 30 HRC					
Drilling Speed		200-230 SFM		160-190 SFM		250-350 SFM		370-470 SFM	
Drill Dia.		Speed RPM	Feed IPR	Speed RPM	Feed IPR	Speed RPM	Feed IPR	Speed RPM	Feed IPR
mm	Inch								
1	-	20,850	0.0010-0.0014	16,950	0.0010-0.0014	25,000	0.0007-0.0012	25,000	0.0008-0.0013
-	1/16	13,150	0.0015-0.0021	10,700	0.0015-0.0021	18,340	0.0012-0.0017	25,000	0.0012-0.0018
2	-	10,400	0.0022-0.0028	8,500	0.0022-0.0028	14,550	0.0017-0.0023	20,350	0.0017-0.0022
-	3/32	8,750	0.0026-0.0033	7,150	0.0026-0.0033	12,220	0.0022-0.0028	17,100	0.0023-0.0027
3	-	6,950	0.0033-0.0040	5,650	0.0032-0.0040	9,700	0.0032-0.0038	13,550	0.0027-0.0033
-	1/8	6,550	0.0034-0.0042	5,350	0.0033-0.0042	9,170	0.0035-0.0042	12,800	0.0028-0.0036
4	-	5,200	0.0040-0.0050	4,250	0.0040-0.0050	7,280	0.0044-0.0052	10,200	0.0034-0.0044
-	3/16	4,400	0.0048-0.0058	3,550	0.0045-0.0055	6,110	0.0056-0.0064	8,550	0.0040-0.0050
6	-	3,450	0.0060-0.0070	2,830	0.0057-0.0067	4,850	0.0070-0.0080	6,800	0.0051-0.0061
-	1/4	3,300	0.0062-0.0072	2,670	0.0060-0.0070	4,580	0.0070-0.0080	6,400	0.0055-0.0065
8	-	2,600	0.0076-0.0086	2,120	0.0070-0.0080	3,640	0.0080-0.0090	5,100	0.0065-0.0075
-	3/8	2,200	0.0090-0.0100	1,780	0.0082-0.0092	3,060	0.0100-0.0110	4,250	0.0075-0.0085
10	-	2,050	0.0095-0.0105	1,690	0.0087-0.0097	2,910	0.0110-0.0120	4,050	0.0080-0.0090
-	7/16	1,850	0.0105-0.0115	1,520	0.0090-0.0100	2,620	0.0120-0.0130	3,650	0.0090-0.0100
12	-	1,700	0.0115-0.0125	1,400	0.0105-0.0115	2,430	0.0130-0.0140	3,350	0.0095-0.0105
-	1/2	1,600	0.0120-0.0130	1,320	0.0108-0.0118	2,290	0.0133-0.0143	3,150	0.0100-0.0112

General Drilling Operations

Work Material		Titanium Alloys (Annealed)		Inconel, Titanium Alloys		Hardened Steels, Prehardened Steels			
Hardness						30-38 HRC		38-45 HRC	
Drilling Speed		75-90 SFM		45-50 SFM		135-155 SFM		100-120 SFM	
Drill Dia.		Speed RPM	Feed IPR	Speed RPM	Feed IPR	Speed RPM	Feed IPR	Speed RPM	Feed IPR
mm	Inch								
1	-	7,950	0.0008-0.0013	4,650	0.0008-0.0013	14,050	0.0010-0.0014	10,650	0.0008-0.0013
-	1/16	5,000	0.0012-0.0018	2,950	0.0012-0.0018	8,850	0.0015-0.0021	6,700	0.0012-0.0018
2	-	3,950	0.0017-0.0022	2,300	0.0017-0.0022	7,000	0.0022-0.0028	5,300	0.0017-0.0022
-	3/32	3,350	0.0023-0.0027	1,950	0.0023-0.0027	5,900	0.0026-0.0033	4,500	0.0020-0.0028
3	-	2,650	0.0027-0.0033	1,550	0.0027-0.0033	4,700	0.0032-0.0040	3,550	0.0025-0.0033
-	1/8	2,500	0.0028-0.0036	1,450	0.0028-0.0036	4,450	0.0033-0.0042	3,350	0.0025-0.0035
4	-	1,950	0.0031-0.0041	1,160	0.0032-0.0040	3,500	0.0040-0.0050	2,650	0.0033-0.0043
-	3/16	1,650	0.0037-0.0047	970	0.0036-0.0046	2,950	0.0045-0.0055	2,250	0.0040-0.0050
6	-	1,300	0.0048-0.0058	770	0.0048-0.0058	2,350	0.0057-0.0067	1,750	0.0048-0.0058
-	1/4	1,250	0.0049-0.0059	730	0.0049-0.0059	2,200	0.0060-0.0070	1,650	0.0050-0.0060
8	-	1,000	0.0058-0.0068	580	0.0058-0.0068	1,750	0.0070-0.0080	1,300	0.0060-0.0070
-	3/8	830	0.0068-0.0078	480	0.0068-0.0078	1,450	0.0082-0.0092	1,100	0.0070-0.0080
10	-	790	0.0073-0.0083	460	0.0073-0.0083	1,400	0.0087-0.0097	1,050	0.0073-0.0083
-	7/16	710	0.0080-0.0090	410	0.0080-0.0090	1,250	0.0090-0.0100	950	0.0080-0.0090
12	-	660	0.0087-0.0097	380	0.0087-0.0097	1,150	0.0105-0.0115	880	0.0088-0.0098
-	1/2	620	0.0090-0.0100	360	0.0090-0.0100	1,100	0.0108-0.0118	830	0.0093-0.0103



List 1900 - VPH GDS: **Stub**

List 1950 - VPH GDR: **Jobbers**

General Drilling Operations

Work Material		Low Carbon Steels 1010, 1018		Carbon Steels 1045, 1050		Alloy Steels 4140, 4330		Tool Steels D2, H13		Stainless Steels 400SS, 17-4PH		Cast Iron	
Drilling Speed		125-160 SFM		80-120 SFM		80-100 SFM		30-50 SFM		40-60 SFM		130-200 SFM	
Drill Dia. mm	Inch	Speed RPM	Feed IPR	Speed RPM	Feed IPR	Speed RPM	Feed IPR	Speed RPM	Feed IPR	Speed RPM	Feed IPR	Speed RPM	Feed IPR
		0.5	-	25,000	0.001-0.002	19,410	0.001-0.002	17,470	0.001-0.002	7,760	0.001-0.002	9,700	0.001
-	3/64	11,610	0.001-0.003	8,150	0.002-0.003	7,330	0.002-0.003	3,260	0.002-0.003	4,070	0.001-0.002	13,450	0.002-0.003
2	-	6,910	0.002-0.004	4,850	0.002-0.004	4,370	0.002-0.004	1,940	0.002-0.004	2,430	0.001-0.002	8,000	0.003-0.004
-	3/32	5,810	0.003-0.005	4,070	0.003-0.005	3,670	0.003-0.005	1,630	0.003-0.005	2,040	0.001-0.003	6,720	0.003-0.005
3	-	4,610	0.003-0.005	3,230	0.003-0.005	2,910	0.003-0.005	1,290	0.003-0.005	1,620	0.001-0.003	5,340	0.004-0.006
-	1/8	4,350	0.003-0.005	3,060	0.003-0.005	2,750	0.003-0.005	1,220	0.003-0.005	1,530	0.001-0.003	5,040	0.004-0.006
4	-	3,460	0.004-0.006	2,430	0.004-0.006	2,180	0.004-0.006	970	0.004-0.006	1,210	0.002-0.004	4,000	0.005-0.007
-	3/16	2,900	0.005-0.007	2,040	0.005-0.007	1,830	0.005-0.007	810	0.005-0.007	1,020	0.002-0.005	3,360	0.006-0.008
6	-	2,300	0.005-0.007	1,620	0.005-0.007	1,460	0.005-0.007	650	0.005-0.007	810	0.002-0.006	2,670	0.007-0.010
-	1/4	2,180	0.005-0.008	1,530	0.005-0.008	1,380	0.005-0.008	610	0.005-0.008	760	0.002-0.006	2,520	0.007-0.010
8	-	1,730	0.006-0.009	1,210	0.006-0.009	1,090	0.006-0.009	490	0.006-0.009	610	0.003-0.008	2,000	0.008-0.012
-	3/8	1,450	0.008-0.011	1,020	0.008-0.011	920	0.008-0.011	410	0.008-0.011	510	0.004-0.009	1,680	0.010-0.013
10	-	1,380	0.008-0.011	970	0.008-0.011	870	0.008-0.011	390	0.008-0.011	490	0.004-0.010	1,600	0.010-0.014
-	7/16	1,240	0.009-0.012	870	0.009-0.012	790	0.009-0.012	350	0.009-0.012	440	0.004-0.011	1,440	0.011-0.016
12	-	1,150	0.009-0.013	810	0.009-0.013	730	0.009-0.013	320	0.009-0.013	400	0.005-0.012	1,330	0.012-0.017
-	1/2	1,090	0.010-0.014	760	0.010-0.014	690	0.010-0.014	310	0.010-0.014	380	0.005-0.013	1,260	0.012-0.017
14	-	990	0.011-0.014	690	0.011-0.014	620	0.011-0.014	280	0.011-0.014	350	0.005-0.014	1,140	0.014-0.019
-	5/8	870	0.012-0.016	610	0.012-0.016	550	0.012-0.016	240	0.012-0.016	310	0.006-0.016	1,010	0.016-0.021
16	-	870	0.012-0.016	610	0.012-0.016	550	0.012-0.016	240	0.012-0.016	310	0.006-0.016	1,010	0.016-0.021
18	-	770	0.014-0.018	540	0.014-0.018	490	0.014-0.018	220	0.014-0.018	270	0.007-0.018	890	0.018-0.025
-	3/4	730	0.015-0.019	510	0.015-0.019	460	0.015-0.019	200	0.015-0.019	250	0.007-0.019	840	0.019-0.026
20	-	690	0.016-0.020	490	0.016-0.020	440	0.016-0.020	190	0.016-0.020	240	0.008-0.020	800	0.020-0.027

1. The indicated speeds and feeds are when water soluble oil is used.
2. Suitable cutting fluid is water-emulsifiable, high density oil (less than 20 times dilution).
3. When using non-water soluble oil or water-emulsifiable oil (over 20 times dilution), reduce drilling speed by 20%.
4. Pecking is necessary when drilling depth of the hole exceeds 3 times drill diameter for lathe/horizontal machines.

D: Drill Diameter

Drilling Depth	≤4D	≤5D	≤6D
Coefficient for reducing RPM	x0.9	x0.8	x0.75

CONTINUED



Work Material	High Heat Material						Hardened Steels						
	Ti Alloy Ti-6Al-4V		Fe Base Material Incoloy 901, A286		Ni & Co Base Material Inconel718, Waspaloy		33-43 HRC		43-48 HRC		48-53 HRC		
Drilling Speed	20-26 SFM		20-26 SFM		20-26 SFM		40-60 SFM		20-32 SFM		15-25 SFM		
Drill Dia.	Speed	Feed	Speed	Feed	Speed	Feed	Speed	Feed	Speed	Feed	Speed	Feed	
mm	RPM	IPR	RPM	IPR	RPM	IPR	RPM	IPR	RPM	IPR	RPM	IPR	
0.5	-	4,460	0.0005-0.0008	4,460	0.0005-0.0008	3,880	0.0005-0.0008	9,700	0.001	5,040	0.001	3,880	0.001
-	3/64	1,870	0.0006-0.0010	1,870	0.0006-0.0010	1,630	0.0006-0.0010	4,070	0.001-0.002	2,120	0.001	1,630	0.001
2	-	1,120	0.0008-0.0012	1,120	0.0008-0.0012	970	0.0008-0.0012	2,430	0.001-0.002	1,250	0.001-0.002	970	0.001-0.002
-	3/32	940	0.0010-0.0014	940	0.0010-0.0014	810	0.0010-0.0014	2,040	0.001-0.003	1,060	0.001-0.002	810	0.001-0.002
3	-	740	0.0012-0.0018	740	0.0012-0.0018	650	0.0012-0.0018	1,620	0.001-0.003	850	0.001-0.002	650	0.001-0.002
-	1/8	700	0.0013-0.0019	700	0.0013-0.0019	610	0.0013-0.0019	1,530	0.001-0.003	800	0.001-0.002	610	0.001-0.002
4	-	560	0.0016-0.0024	560	0.0016-0.0024	490	0.0016-0.0024	1,210	0.002-0.004	640	0.002-0.003	490	0.002-0.003
-	3/16	470	0.0019-0.0028	470	0.0019-0.0028	410	0.0019-0.0028	1,020	0.002-0.005	540	0.002-0.004	410	0.002-0.004
6	-	370	0.0024-0.0035	370	0.0024-0.0035	320	0.0024-0.0035	810	0.002-0.006	430	0.002-0.005	320	0.002-0.005
-	1/4	350	0.0026-0.0037	350	0.0026-0.0037	310	0.0026-0.0037	760	0.002-0.006	400	0.002-0.005	310	0.002-0.005
8	-	280	0.0031-0.0047	280	0.0031-0.0047	240	0.0031-0.0047	610	0.003-0.008	320	0.003-0.006	240	0.003-0.006
-	3/8	230	0.0037-0.0056	230	0.0037-0.0056	200	0.0037-0.0056	510	0.004-0.009	260	0.004-0.008	200	0.004-0.008
10	-	220	0.0039-0.0059	220	0.0039-0.0059	190	0.0039-0.0059	490	0.004-0.010	250	0.004-0.008	190	0.004-0.008
-	7/16	200	0.0043-0.0066	200	0.0043-0.0066	170	0.0043-0.0066	440	0.004-0.011	230	0.004-0.009	170	0.004-0.009
12	-	190	0.0047-0.0071	190	0.0047-0.0071	160	0.0047-0.0071	400	0.005-0.012	210	0.005-0.009	160	0.005-0.009
-	1/2	180	0.0050-0.0075	180	0.0050-0.0075	150	0.0050-0.0075	380	0.005-0.013	200	0.005-0.010	150	0.005-0.010
14	-	160	0.0055-0.0083	160	0.0055-0.0083	140	0.0055-0.0083	350	0.005-0.014	180	0.005-0.011	140	0.005-0.011
-	5/8	140	0.0062-0.0093	140	0.0062-0.0093	120	0.0062-0.0093	310	0.006-0.016	160	0.006-0.012	120	0.006-0.012
16	-	140	0.0062-0.0093	140	0.0062-0.0093	120	0.0062-0.0093	310	0.006-0.016	160	0.006-0.012	120	0.006-0.012
18	-	120	0.0071-0.0106	120	0.0071-0.0106	110	0.0071-0.0106	270	0.007-0.018	140	0.007-0.014	110	0.007-0.014
-	3/4	115	0.0075-0.0112	115	0.0075-0.0112	105	0.0075-0.0112	250	0.007-0.019	130	0.007-0.015	105	0.007-0.015
20	-	110	0.0079-0.0118	110	0.0079-0.0118	100	0.0079-0.0118	240	0.008-0.020	125	0.008-0.016	100	0.008-0.016



List 2000 - VP® GDR

General Drilling Operations

Work Material		Low Carbon Steels 1010, 1018		Carbon Steels 1045, 1050		Alloy Steels 4140, 4330		Tool Steels D2, H13		Cast Iron	
Drilling Speed		125-160 SFM		80-120 SFM		80-100 SFM		30-50 SFM		130-200 SFM	
Drill Dia.		Speed	Feed	Speed	Feed	Speed	Feed	Speed	Feed	Speed	Feed
mm	Inch	RPM	IPR	RPM	IPR	RPM	IPR	RPM	IPR	RPM	IPR
2	-	6,900	0.002-0.004	4,840	0.002-0.004	4,360	0.002-0.004	3300	0.003-0.004	8,000	0.003-0.004
3	-	4,600	0.004-0.005	3,230	0.004-0.005	2,900	0.004-0.005	2200	0.004-0.005	5,330	0.004-0.006
-	1/8	4,350	0.004-0.005	3,050	0.004-0.005	2,740	0.004-0.005	2080	0.004-0.005	5,030	0.004-0.006
4	-	3,450	0.004-0.006	2,420	0.004-0.006	2,180	0.004-0.006	1650	0.004-0.006	4,000	0.005-0.007
-	3/16	2,900	0.005-0.007	2,030	0.005-0.007	1,830	0.005-0.007	1390	0.005-0.007	3,360	0.006-0.008
6	-	2,300	0.005-0.007	1,610	0.005-0.007	1,450	0.005-0.007	1100	0.006-0.008	2,660	0.007-0.010
-	1/4	2,170	0.005-0.008	1,520	0.005-0.008	1,370	0.005-0.008	1040	0.006-0.008	2,520	0.007-0.010
8	-	1,700	0.006-0.009	1,210	0.006-0.009	1,090	0.006-0.009	820	0.007-0.010	2,000	0.008-0.012
-	3/8	1,450	0.007-0.011	1,010	0.007-0.011	910	0.007-0.011	690	0.008-0.011	1,680	0.009-0.013
10	-	1,380	0.008-0.011	960	0.008-0.011	870	0.008-0.011	660	0.008-0.011	1,600	0.010-0.014
-	7/16	1,240	0.009-0.012	870	0.009-0.012	780	0.009-0.012	590	0.009-0.012	1,440	0.011-0.015
12	-	1,150	0.009-0.013	800	0.009-0.013	720	0.009-0.013	550	0.009-0.013	1,330	0.012-0.017
-	1/2	1,080	0.010-0.014	760	0.010-0.014	680	0.010-0.014	520	0.010-0.014	1,260	0.012-0.017
14	-	980	0.011-0.015	690	0.011-0.015	620	0.011-0.015	470	0.010-0.015	1,140	0.013-0.017
-	5/8	870	0.012-0.016	610	0.012-0.016	550	0.012-0.016	420	0.011-0.017	1,010	0.013-0.018
16	-	860	0.012-0.017	600	0.012-0.017	540	0.012-0.017	410	0.011-0.017	1,000	0.013-0.018
18	-	760	0.013-0.019	540	0.013-0.019	480	0.013-0.019	370	0.013-0.018	890	0.014-0.020
-	3/4	720	0.013-0.020	510	0.013-0.020	450	0.013-0.020	350	0.013-0.019	840	0.015-0.021
20	-	690	0.014-0.020	480	0.014-0.020	430	0.014-0.020	330	0.014-0.020	800	0.016-0.022
22	-	620	0.016-0.022	440	0.016-0.022	400	0.016-0.022	300	0.015-0.022	730	0.017-0.023
24	-	570	0.016-0.024	400	0.016-0.024	370	0.016-0.024	270	0.016-0.024	660	0.018-0.026
26	-	530	0.017-0.026	370	0.017-0.026	340	0.017-0.026	250	0.017-0.026	610	0.019-0.027
28	-	490	0.018-0.028	340	0.018-0.028	320	0.018-0.028	240	0.019-0.027	570	0.020-0.029
30	-	460	0.019-0.030	320	0.019-0.030	300	0.019-0.030	220	0.020-0.029	530	0.021-0.031
32	-	430	0.020-0.031	300	0.020-0.031	280	0.020-0.031	210	0.021-0.031	500	0.023-0.033

1. The indicated speeds and feeds are when water soluble oil is used.
2. With the exception of using milling chucks, pay careful attention to ensure that drill is rigidly clamped and keep deflection at a minimum.
3. In case of drilling depth: >4D, reduce drilling speed as below.
4. When using non-water soluble oil or water-emulsifiable oil (over 10 times dilution), reduce drilling speed by 20%.
5. Step process should be used when drilling depth of the hole exceeds 4 times drill diameter for vertical machines or 3 times drill diameter for horizontal lathe machines.

D: Drill Diameter

Drilling Depth	≤5D	≤6D
Coefficient for reducing RPM	x0.9	x0.7

CONTINUED



Work Material	Cast Aluminum		Titanium Alloy		Hardened Steel		
			30-35 HRC		35-45 HRC		
Drilling Speed	230-400 SFM		60-80 SFM		30 - 50 SFM		
Drill Dia.	Speed	Feed	Speed	Feed	Speed	Feed	
	RPM	IPR	RPM	IPR	RPM	IPR	
mm	Inch						
2	-	15,270	0.005-0.007	3300	0.003-0.004	1,940	0.002-0.004
3	-	10,180	0.008-0.011	2200	0.004-0.005	1,290	0.004-0.005
-	1/8	9,620	0.008-0.012	2080	0.004-0.005	1,220	0.004-0.005
4	-	7,630	0.009-0.015	1650	0.004-0.006	970	0.004-0.006
-	3/16	6,410	0.011-0.016	1390	0.005-0.007	810	0.005-0.007
6	-	5,090	0.013-0.019	1100	0.006-0.008	640	0.005-0.007
-	1/4	4,810	0.013-0.019	1040	0.006-0.008	610	0.005-0.008
8	-	3,820	0.015-0.021	820	0.007-0.010	480	0.006-0.009
-	3/8	3,200	0.017-0.024	690	0.008-0.011	400	0.007-0.011
10	-	3,050	0.018-0.025	660	0.008-0.011	390	0.008-0.011
-	7/16	2,750	0.020-0.028	590	0.009-0.012	350	0.009-0.012
12	-	2,550	0.021-0.030	550	0.009-0.013	320	0.009-0.013
-	1/2	2,400	0.021-0.031	520	0.010-0.014	300	0.010-0.014
14	-	2,180	0.022-0.032	470	0.010-0.015	270	0.011-0.015
-	5/8	1,920	0.023-0.033	420	0.011-0.017	240	0.012-0.016
16	-	1,910	0.024-0.033	410	0.011-0.017	240	0.012-0.017
18	-	1,700	0.025-0.035	370	0.013-0.018	210	0.013-0.019
-	3/4	1,600	0.026-0.037	350	0.013-0.019	200	0.013-0.020
20	-	1,530	0.027-0.039	330	0.014-0.020	190	0.014-0.020
22	-	1,390	0.029-0.042	300	0.015-0.022	170	0.016-0.022
24	-	1,270	0.030-0.044	270	0.016-0.024	160	0.016-0.024
26	-	1,170	0.032-0.047	250	0.017-0.026	150	0.017-0.026
28	-	1,090	0.033-0.050	240	0.019-0.027	140	0.018-0.028
30	-	1,020	0.034-0.052	220	0.020-0.029	130	0.019-0.030
32	-	960	0.035-0.054	210	0.021-0.031	120	0.020-0.031



List 1700 - V-HO GDR: Coolant-Through

General Drilling Operations

Work Material	Low Carbon Steels 1010, 1018		Carbon Steels 1045, 1050		Tool Steels D2, H13		Tool Steels H13 (20 HRC)		Cast Iron		
Drilling Speed	120-160 SFM		100-140 SFM		83-120 SFM		50-90 SFM		150-200 SFM		
Drill Dia.	Speed RPM	Feed IPR	Speed RPM	Feed IPR	Speed RPM	Feed IPR	Speed RPM	Feed IPR	Speed RPM	Feed IPR	
Inch	Decimal										
1/4	0.2500	2,140	0.005-0.007	1,830	0.005-0.007	1,530	0.005-0.007	1,070	0.005-0.007	2,680	0.008-0.010
9/32	0.2813	1,900	0.006-0.008	1,630	0.006-0.008	1,360	0.006-0.008	950	0.006-0.008	2,380	0.008-0.011
5/16	0.3125	1,710	0.007-0.009	1,470	0.007-0.009	1,220	0.007-0.009	860	0.007-0.009	2,140	0.008-0.012
11/32	0.3438	1,560	0.007-0.009	1,330	0.007-0.009	1,110	0.007-0.009	780	0.007-0.009	1,950	0.009-0.013
3/8	0.3750	1,430	0.008-0.011	1,220	0.008-0.011	1,020	0.008-0.011	710	0.008-0.011	1,780	0.010-0.014
13/32	0.4062	1,320	0.008-0.011	1,130	0.008-0.011	940	0.008-0.011	660	0.008-0.011	1,650	0.010-0.014
7/16	0.4375	1,220	0.009-0.012	1,050	0.009-0.012	870	0.009-0.012	610	0.009-0.012	1,530	0.011-0.015
15/32	0.4688	1,140	0.009-0.012	980	0.009-0.012	820	0.009-0.012	570	0.009-0.012	1,430	0.011-0.015
1/2	0.5000	1,070	0.010-0.013	920	0.010-0.013	760	0.010-0.013	540	0.010-0.013	1,340	0.013-0.017
9/16	0.5625	950	0.011-0.014	820	0.011-0.014	680	0.011-0.014	480	0.011-0.014	1,190	0.013-0.017
5/8	0.6250	860	0.012-0.015	730	0.012-0.015	610	0.012-0.015	430	0.011-0.014	1,070	0.014-0.018
11/16	0.6875	780	0.013-0.016	670	0.013-0.016	560	0.013-0.016	390	0.012-0.015	970	0.014-0.018
3/4	0.7500	710	0.014-0.017	610	0.014-0.017	510	0.014-0.017	360	0.013-0.016	890	0.015-0.019
13/16	0.8125	660	0.016-0.021	560	0.016-0.021	470	0.016-0.021	330	0.015-0.020	820	0.017-0.022
7/8	0.8750	610	0.017-0.022	520	0.017-0.022	440	0.017-0.022	310	0.017-0.022	760	0.018-0.023
15/16	0.9375	570	0.018-0.023	490	0.018-0.023	410	0.018-0.023	290	0.018-0.023	710	0.020-0.025
1	1.0000	540	0.019-0.024	460	0.019-0.024	380	0.019-0.024	270	0.019-0.024	670	0.021-0.026
1-1/8	1.1250	480	0.020-0.025	410	0.020-0.025	340	0.020-0.025	240	0.020-0.025	590	0.022-0.027
1-1/4	1.2500	430	0.021-0.026	370	0.021-0.026	310	0.021-0.026	210	0.020-0.025	540	0.023-0.028

1. Speeds and feeds are based on using soluble oil where applicable 1:5 to 1:10 concentration.
2. For deep holes (4 times the drill diameter or deeper) use the lower recommended feed rate as a starting point and increase as needed for the best result.
3. Recommended feeds and speeds are starting points only. Actual performance will be determined by specific material, the condition of equipment being used, and coolant.

CONTINUED





Work Material		Cast Aluminum		Titanium Alloy		Hardened Steel	
				30-35 HRC		35-45 HRC	
Drilling Speed		250-400 SFM		60-80 SFM		30 - 50 SFM	
Drill Dia.		Speed RPM	Feed IPR	Speed RPM	Feed IPR	Speed RPM	Feed IPR
Inch	Decimal						
1/4	0.2500	4,970	0.013-0.019	1,070	0.005-0.007	640	0.003-0.004
9/32	0.2813	4,420	0.014-0.020	950	0.006-0.008	570	0.004-0.005
5/16	0.3125	3,970	0.015-0.021	860	0.007-0.009	520	0.004-0.005
11/32	0.3438	3,610	0.016-0.022	780	0.007-0.009	470	0.004-0.005
3/8	0.3750	3,310	0.017-0.025	710	0.008-0.011	430	0.005-0.007
13/32	0.4062	3,060	0.018-0.026	660	0.008-0.011	400	0.005-0.007
7/16	0.4375	2,840	0.019-0.027	610	0.009-0.012	370	0.005-0.007
15/32	0.4688	2,650	0.020-0.028	570	0.009-0.012	340	0.005-0.007
1/2	0.5000	2,480	0.021-0.030	540	0.010-0.013	320	0.006-0.008
9/16	0.5625	2,210	0.022-0.031	480	0.011-0.014	290	0.007-0.008
5/8	0.6250	1,990	0.023-0.032	430	0.011-0.014	260	0.007-0.008
11/16	0.6875	1,810	0.024-0.033	390	0.012-0.015	230	0.007-0.009
3/4	0.7500	1,660	0.025-0.034	360	0.013-0.016	220	0.008-0.01
13/16	0.8125	1,530	0.028-0.040	330	0.015-0.020	200	0.009-0.012
7/8	0.8750	1,420	0.030-0.042	310	0.017-0.022	200	0.009-0.012
15/16	0.9375	1,320	0.032-0.044	290	0.018-0.023	200	0.009-0.012
1	1.0000	1,240	0.033-0.045	270	0.019-0.024	200	0.009-0.012
1-1/8	1.1250	1,100	0.034-0.046	240	0.020-0.025	200	0.009-0.012
1-1/4	1.2500	990	0.035-0.047	210	0.020-0.025	200	0.009-0.012





List 1750 - HELIOS®:10D
List 1760 - HELIOS®:15D
List 1770 - HELIOS®:20D

General Drilling Operations

Work Material	Carbon Steels Mild Steels 1010, 1050, 12L14			Alloy Steels 4140, 4130		Tool Steels Die Steels D2, H13, P20, S7		Stainless Steels 300, 400, 17-4 PH	
Drilling Speed	65-80 SFM			60-75 SFM		40-55 SFM		20-45 SFM	
Drill Dia. mm Inch	Speed RPM	Feed IPR	Speed RPM	Feed IPR	Speed RPM	Feed IPR	Speed RPM	Feed IPR	
	2	-	3,510	0.001-0.002	3,270	0.001-0.002	2,300	0.001-0.002	1,570
-	3/32	2,950	0.001-0.002	2,750	0.001-0.002	1,930	0.001-0.002	1,320	0.001-0.002
3	-	2,340	0.001-0.003	2,180	0.001-0.003	1,530	0.001-0.003	1,050	0.001-0.003
-	1/8	2,210	0.001-0.003	2,060	0.001-0.003	1,450	0.001-0.003	990	0.001-0.003
4	-	1,750	0.002-0.004	1,630	0.002-0.004	1,150	0.002-0.004	790	0.002-0.004
-	3/16	1,470	0.002-0.005	1,370	0.002-0.005	970	0.002-0.005	660	0.002-0.005
5	-	1,400	0.002-0.005	1,310	0.002-0.005	920	0.002-0.005	630	0.002-0.005
-	7/32	1,260	0.002-0.005	1,180	0.002-0.005	830	0.002-0.005	570	0.002-0.005
6	-	1,170	0.002-0.006	1,090	0.002-0.006	770	0.002-0.006	520	0.002-0.006
-	1/4	1,100	0.003-0.006	1,030	0.003-0.006	720	0.003-0.006	500	0.003-0.006
8	-	880	0.003-0.008	820	0.003-0.008	580	0.003-0.008	400	0.003-0.007
-	3/8	740	0.004-0.009	690	0.004-0.009	480	0.004-0.009	330	0.004-0.009
10	-	700	0.004-0.010	650	0.004-0.010	460	0.004-0.010	315	0.004-0.009
-	7/16	630	0.004-0.011	590	0.004-0.011	410	0.004-0.011	280	0.004-0.010
12	-	580	0.005-0.012	550	0.005-0.012	380	0.005-0.012	260	0.005-0.011
-	1/2	550	0.005-0.012	520	0.005-0.012	360	0.005-0.012	250	0.005-0.011
14	-	500	0.005-0.014	470	0.005-0.014	330	0.005-0.014	225	0.005-0.012
-	9/16	490	0.006-0.014	460	0.006-0.014	320	0.006-0.014	220	0.006-0.012

For Stainless Steel and Aluminum Alloys, peck cycles may be necessary.

General Drilling Operations

Work Material	Ductile Cast Iron		Cast Iron		Aluminum Alloy, Cast Aluminum		Ti Alloy Ti-6Al-4V		
Drilling Speed	55-65 SFM		60-80 SFM		105-205 SFM		20-45 SFM		
Drill Dia. mm Inch	Speed RPM	Feed IPR	Speed RPM	Feed IPR	Speed RPM	Feed IPR	Speed RPM	Feed IPR	
	2	-	2,910	0.001-0.002	3,390	0.001-0.002	7,510	0.002-0.003	1,570
-	3/32	2,440	0.001-0.002	2,850	0.002-0.003	6,310	0.003-0.004	1,320	0.0005-0.0015
3	-	1,940	0.001-0.003	2,260	0.002-0.004	5,010	0.004-0.005	1,050	0.0005-0.0015
-	1/8	1,830	0.001-0.003	2,140	0.002-0.004	4,730	0.004-0.005	990	0.0005-0.0015
4	-	1,450	0.001-0.004	1,700	0.003-0.005	3,760	0.005-0.006	790	0.0010-0.0020
-	3/16	1,220	0.001-0.005	1,420	0.004-0.006	3,150	0.006-0.007	660	0.0010-0.0025
5	-	1,160	0.001-0.005	1,350	0.004-0.006	3,000	0.006-0.008	630	0.0010-0.0025
-	7/32	1,050	0.001-0.005	1,225	0.004-0.007	2,700	0.007-0.009	570	0.0010-0.0025
6	-	970	0.001-0.006	1,130	0.005-0.008	2,500	0.007-0.009	520	0.0010-0.0030
-	1/4	920	0.002-0.006	1,070	0.005-0.008	2,360	0.008-0.010	500	0.0015-0.0030
8	-	730	0.002-0.008	850	0.006-0.010	1,880	0.009-0.013	400	0.0015-0.0035
-	3/8	610	0.002-0.009	710	0.008-0.012	1,580	0.011-0.015	330	0.0020-0.0040
10	-	580	0.002-0.010	680	0.008-0.013	1,500	0.012-0.016	315	0.0020-0.0045
-	7/16	525	0.003-0.011	610	0.009-0.014	1,350	0.013-0.018	280	0.0020-0.0050
12	-	485	0.003-0.012	570	0.009-0.015	1,250	0.014-0.019	260	0.0025-0.0050
-	1/2	460	0.003-0.012	535	0.010-0.016	1,180	0.015-0.020	250	0.0025-0.0050
14	-	415	0.003-0.014	485	0.011-0.018	1,070	0.016-0.022	225	0.0025-0.0060
-	9/16	405	0.003-0.014	475	0.011-0.018	1,050	0.017-0.022	220	0.0030-0.0060

For Stainless Steel and Aluminum Alloys, peck cycles may be necessary.
For deep hold drilling procedure please refer to page: 310-311.



List 1800 - V-Select

General Drilling Operations

Work Material	Low Carbon Steels 1010, 1018		Carbon Steels		Alloy Steels 4140, 4340		Tool Steels D2, H13		Stainless Steel 15-5PH, 17-4PH		Cast Iron		Cast Aluminum	
Drilling Speed	72-132 SFM		52-99 SFM		40-82 SFM		26-52 SFM		45 - 75 SFM		72-131 SFM		164-328 SFM	
Drill Dia. mm	Speed RPM	Feed IPR	Speed RPM	Feed IPR	Speed RPM	Feed IPR	Speed RPM	Feed IPR	Speed RPM	Feed IPR	Speed RPM	Feed IPR	Speed RPM	Feed IPR
2	4,950	0.002-0.004	3,660	0.002-0.004	2,960	0.002-0.004	1,900	0.002-0.004	2,910	0.002-0.004	4,920	0.003-0.004	12,000	0.005-0.007
3	3,300	0.004-0.005	2,800	0.004-0.005	2,400	0.004-0.005	1,320	0.004-0.005	1,940	0.004-0.005	3,850	0.004-0.006	10,000	0.008-0.011
4	2,470	0.004-0.006	2,100	0.004-0.006	1,800	0.004-0.006	950	0.004-0.006	1,460	0.004-0.006	2,900	0.005-0.007	7,500	0.009-0.015
5	1,980	0.005-0.007	1,600	0.005-0.007	1,400	0.005-0.007	750	0.005-0.007	1,160	0.005-0.007	2,260	0.006-0.009	6,300	0.011-0.016
6	1,650	0.005-0.007	1,320	0.005-0.007	1,180	0.005-0.007	630	0.005-0.007	970	0.005-0.007	1,900	0.007-0.010	5,000	0.013-0.019
8	1,240	0.006-0.009	1,000	0.006-0.009	900	0.006-0.009	480	0.006-0.009	730	0.006-0.009	1,400	0.008-0.012	4,000	0.015-0.021
10	990	0.008-0.011	800	0.008-0.011	710	0.008-0.011	380	0.008-0.011	580	0.008-0.011	1,120	0.010-0.014	3,150	0.018-0.025
12	820	0.009-0.013	670	0.009-0.013	600	0.009-0.013	320	0.009-0.013	490	0.009-0.013	950	0.012-0.017	2,650	0.021-0.030
13	760	0.010-0.014	620	0.010-0.014	550	0.010-0.014	300	0.010-0.014	450	0.010-0.014	880	0.012-0.017	2,450	0.022-0.031

ABOUT OSG

DRILLING

THREADING

MILLING

HOLDERS

INDEX





List 1150 - NEXUS GDS: **Stub**

List 1650 - NEXUS GDR: **Jobbers**

General Drilling Operations

Work Material	Low Carbon Steels Mild Steels 1010, 1018		Medium Carbon Steels 1035, 1045		Alloy Steels 4140, 4130		Tool Steels D2, H13		Stainless Steels				
	Austenitic 304 (Sulfur < 0.02%)		Austenitic 304 (Sulfur > 0.02%) 303, 317						40-50 SFM		41-50 SFM		
Drilling Speed	130-195 SFM		80-150 SFM		60-125 SFM		40-80 SFM						
Drill Dia.	Speed RPM	Feed IPR	Speed RPM	Feed IPR	Speed RPM	Feed IPR	Speed RPM	Feed IPR	Speed RPM	Feed IPR	Speed RPM	Feed IPR	
mm	Inch												
1	-	15,750	0.001-0.002	11,160	0.001-0.002	8,970	0.001-0.002	5,820	0.001-0.002	4,360	0.0005-0.001	4,410	0.001-0.002
-	1/16	9,920	0.001-0.003	7,000	0.001-0.003	5,650	0.001-0.003	3,650	0.001-0.003	2,750	0.0005-0.001	2,780	0.001-0.002
2	-	7,880	0.002-0.004	5,580	0.002-0.004	4,480	0.002-0.004	2,910	0.002-0.004	2,180	0.001-0.002	2,200	0.002-0.003
-	3/32	6,620	0.003-0.004	4,680	0.003-0.004	3,760	0.003-0.004	2,440	0.003-0.004	1,830	0.001-0.002	1,850	0.002-0.003
3	-	5,250	0.004-0.005	3,720	0.004-0.005	2,990	0.004-0.005	1,940	0.004-0.005	1,450	0.001-0.003	1,470	0.003-0.004
-	1/8	4,960	0.004-0.005	3,500	0.004-0.005	2,820	0.004-0.005	1,830	0.004-0.005	1,370	0.001-0.003	1,390	0.003-0.004
4	-	3,940	0.004-0.006	2,790	0.004-0.006	2,240	0.004-0.006	1,455	0.004-0.006	1,090	0.002-0.003	1,100	0.003-0.005
-	3/16	3,310	0.005-0.007	2,340	0.005-0.007	1,880	0.005-0.007	1,220	0.005-0.007	915	0.002-0.004	925	0.004-0.006
6	-	2,630	0.005-0.008	1,860	0.005-0.008	1,490	0.005-0.008	970	0.005-0.008	725	0.003-0.005	735	0.005-0.007
-	1/4	2,480	0.005-0.008	1,750	0.005-0.008	1,410	0.005-0.008	910	0.005-0.008	685	0.003-0.005	695	0.005-0.007
8	-	1,970	0.007-0.009	1,395	0.007-0.009	1,120	0.007-0.009	725	0.007-0.009	545	0.003-0.006	550	0.006-0.009
-	3/8	1,650	0.008-0.011	1,170	0.008-0.011	940	0.008-0.011	610	0.008-0.011	460	0.004-0.007	460	0.007-0.011
10	-	1,575	0.008-0.011	1,115	0.008-0.011	900	0.008-0.011	580	0.008-0.011	435	0.004-0.008	440	0.008-0.011
-	7/16	1,420	0.009-0.012	1,000	0.009-0.012	810	0.009-0.012	520	0.009-0.012	390	0.005-0.009	400	0.009-0.012
12	-	1,310	0.009-0.013	930	0.009-0.013	750	0.009-0.013	485	0.009-0.013	365	0.005-0.009	370	0.009-0.013
-	1/2	1,240	0.010-0.014	870	0.010-0.014	705	0.010-0.014	450	0.010-0.014	345	0.005-0.010	350	0.010-0.014

1. The indicated speeds and feeds are for drilling with water soluble coolant.
2. The most suitable cutting fluid is water-emulsifiable high density oil (less than 10 times dilution)
3. When drilling cast surface (ie.not ground surface), reduce drilling speed by 20%.
4. For drilling depth>3D, reduce drilling speed (using the table below).
5. Step feeding is required for drilling depth>4D.
6. When using non-water soluble coolant or water-emulsifiable (over 10 times dilution), reduce the drilling speed by 20%.

D: Drill Diameter

Drilling Depth	≤4D	≤5D	≤6D
Coefficient for reducing RPM	x0.9	x0.8	x0.75

CONTINUED ➔





Work Material	Stainless Steels						Cast Iron	Aluminum Alloy 5052, 7075	Cast Aluminum	Copper Copper Alloy					
	Martensitic 420, 440		Ferritic 430, 405		15-5PH 17-4PH										
Drilling Speed	42-50 SFM		43-50 SFM		44-50 SFM		110-195 SFM		105-205 SFM		205-325 SFM		130-195 SFM		
Drill Dia.	Speed RPM	Feed IPR	Speed RPM	Feed IPR	Speed RPM	Feed IPR	Speed RPM	Feed IPR	Speed RPM	Feed IPR	Speed RPM	Feed IPR	Speed RPM	Feed IPR	
mm	Inch														
1	-	4,460	0.0005-0.001	4,510	0.0005-0.001	4,550	0.0005-0.001	14,780	0.001-0.002	15,000	0.001-0.002	25,000	0.001-0.002	15,750	0.0005-0.001
-	1/16	2,810	0.0005-0.001	2,840	0.0005-0.001	2,870	0.0005-0.001	9,310	0.002-0.003	9,460	0.001-0.003	16,180	0.001-0.003	9,920	0.001-0.002
2	-	2,230	0.001-0.002	2,250	0.001-0.002	2,280	0.001-0.002	7,390	0.003-0.004	7,510	0.002-0.005	12,840	0.002-0.005	7,870	0.001-0.002
-	3/32	1,870	0.001-0.002	1,900	0.001-0.002	1,915	0.001-0.002	6,210	0.003-0.004	6,310	0.002-0.006	10,790	0.002-0.006	6,600	0.002-0.003
3	-	1,490	0.002-0.003	1,500	0.002-0.003	1,520	0.002-0.003	4,930	0.004-0.006	5,010	0.003-0.007	8,560	0.003-0.007	5,250	0.002-0.004
-	1/8	1,405	0.002-0.003	1,420	0.002-0.003	1,435	0.002-0.003	4,660	0.004-0.006	4,730	0.003-0.007	8,100	0.003-0.007	4,960	0.002-0.004
4	-	1,115	0.002-0.003	1,130	0.002-0.003	1,140	0.002-0.003	3,700	0.006-0.008	3,760	0.003-0.009	6,420	0.003-0.009	3,940	0.003-0.004
-	3/16	935	0.002-0.004	950	0.003-0.004	960	0.003-0.004	3,100	0.006-0.009	3,150	0.004-0.011	5,400	0.004-0.011	3,310	0.004-0.005
6	-	740	0.002-0.005	750	0.004-0.005	760	0.004-0.005	2,460	0.008-0.010	2,500	0.005-0.014	4,280	0.005-0.014	2,620	0.005-0.006
-	1/4	700	0.002-0.005	710	0.004-0.005	720	0.004-0.005	2,330	0.008-0.010	2,360	0.005-0.015	4,050	0.005-0.015	2,480	0.005-0.006
8	-	560	0.003-0.006	565	0.005-0.006	570	0.005-0.006	1,850	0.008-0.012	1,880	0.006-0.018	3,210	0.006-0.018	1,970	0.006-0.008
-	3/8	470	0.003-0.007	475	0.006-0.007	480	0.006-0.007	1,550	0.009-0.013	1,580	0.007-0.021	2,700	0.007-0.021	1,650	0.007-0.009
10	-	445	0.004-0.008	450	0.006-0.008	455	0.006-0.008	1,480	0.010-0.014	1,500	0.008-0.022	2,570	0.008-0.022	1,570	0.008-0.010
-	7/16	400	0.004-0.009	405	0.007-0.009	410	0.007-0.009	1,330	0.010-0.015	1,350	0.009-0.024	2,310	0.009-0.024	1,420	0.009-0.011
12	-	370	0.005-0.009	375	0.007-0.009	380	0.007-0.009	1,230	0.011-0.015	1,250	0.009-0.026	2,140	0.009-0.026	1,310	0.009-0.012
-	1/2	350	0.005-0.010	355	0.008-0.010	360	0.008-0.010	1,160	0.011-0.015	1,180	0.010-0.027	2,020	0.010-0.027	1,240	0.010-0.013

Work Material	High Heat Material				Hardened Steels		
	Ti-Alloy		Inconel		~35 HRC		
Drilling Speed	15 - 25 SFM		10 - 20 SFM		40 - 50 SFM		
Drill Dia.	Speed RPM	Feed IPR	Speed RPM	Feed IPR	Speed RPM	Feed IPR	
mm	Inch						
1	-	1,940	0.00025-0.0005	1,460	0.00025-0.0005	4,360	0.0005-0.001
-	1/16	1,220	0.0005-0.001	920	0.0005-0.001	2,750	0.0005-0.001
2	-	970	0.0005-0.001	730	0.0005-0.001	2,180	0.001-0.002
-	3/32	810	0.001-0.002	610	0.001-0.002	1,830	0.001-0.002
3	-	650	0.001-0.002	490	0.001-0.002	1,450	0.001-0.003
-	1/8	610	0.001-0.002	460	0.001-0.002	1,370	0.001-0.003
4	-	490	0.0015-0.003	360	0.0015-0.003	1,090	0.002-0.003
-	3/16	410	0.002-0.004	310	0.002-0.004	915	0.002-0.004
6	-	320	0.0025-0.005	240	0.0025-0.005	725	0.003-0.005
-	1/4	310	0.0025-0.005	230	0.0025-0.005	685	0.003-0.005
8	-	240	0.003-0.006	180	0.003-0.006	545	0.003-0.006
-	3/8	200	0.0035-0.007	150	0.0035-0.007	460	0.004-0.007
10	-	190	0.004-0.008	150	0.004-0.008	435	0.004-0.008
-	7/16	170	0.0045-0.009	130	0.0045-0.009	390	0.005-0.009
12	-	160	0.0045-0.009	120	0.0045-0.009	365	0.005-0.009
-	1/2	150	0.005-0.010	110	0.005-0.010	345	0.005-0.010





List 1000 - EX-GOLD®: Stub
List 1500 - EX-GOLD®: Jobbers

General Drilling Operations

Work Material		Low Carbon Steels 1010, 1018	Meduim Carbon Steels 1035, 1045		Alloy Steels 4140, 4340		Tool Steels D2, H13		Stainless Steels					
									300SUS, 400SUS			15-5PH ,17-4PH		
Drilling Speed		105-130 SFM		70-100 SFM		65-80 SFM		25-40 SFM		40 - 60 SFM		20 - 26 SFM		
Drill Dia. mm	Inch	Decimal	Speed	Feed	Speed	Feed	Speed	Feed	Speed	Feed	Speed	Feed	Speed	Feed
			RPM	IPR	RPM	IPR	RPM	IPR	RPM	IPR	RPM	IPR	RPM	IPR
-	5/64	0.0781	5,750	0.002 - 0.004	4,160	0.002 - 0.004	3,550	0.002 - 0.004	1,590	0.002 - 0.004	2,445	0.001-0.002	1,080	0.0006-0.001
2	-	-	5,710	0.002-0.004	4,120	0.002-0.004	3,520	0.002-0.004	1,570	0.002-0.004	2,430	0.001-0.002	970	0.0008-0.0012
-	3/32	0.0938	4,790	0.003-0.004	3,460	0.003-0.004	2,960	0.003-0.004	1,320	0.003-0.004	2,040	0.001-0.003	810	0.0010-0.0014
3	-	-	3,800	0.004-0.005	2,750	0.004-0.005	2,350	0.004-0.005	1,050	0.004-0.005	1,620	0.001-0.003	650	0.0012-0.0018
-	1/8	0.1250	3,590	0.004-0.005	2,600	0.004-0.005	2,220	0.004-0.005	990	0.004-0.005	1,530	0.001-0.003	610	0.0013-0.0019
4	-	-	2,850	0.004-0.006	2,060	0.004-0.006	1,760	0.004-0.006	790	0.004-0.006	1,210	0.002-0.004	490	0.0016-0.0024
-	3/16	0.1875	2,390	0.005-0.007	1,730	0.005-0.007	1,480	0.005-0.007	660	0.005-0.007	1,020	0.002-0.005	410	0.0019-0.0028
6	-	-	1,900	0.005-0.007	1,370	0.005-0.007	1,170	0.005-0.007	530	0.005-0.007	810	0.002-0.006	320	0.0024-0.0035
-	1/4	0.2500	1,800	0.005-0.007	1,300	0.005-0.007	1,110	0.005-0.007	500	0.005-0.007	760	0.002-0.006	310	0.0026-0.0037
8	-	-	1,430	0.007-0.009	1,030	0.007-0.009	880	0.007-0.009	390	0.007-0.009	610	0.003-0.008	240	0.0031-0.0047
-	3/8	0.3750	1,200	0.008-0.011	870	0.008-0.011	740	0.008-0.011	330	0.008-0.011	510	0.004-0.009	200	0.0037-0.0056
10	-	-	1,140	0.008-0.011	820	0.008-0.011	700	0.008-0.011	320	0.008-0.011	490	0.004-0.010	190	0.0039-0.0059
-	7/16	0.4375	1,030	0.009-0.012	740	0.009-0.012	630	0.009-0.012	280	0.009-0.012	440	0.004-0.011	170	0.0043-0.0066
12	-	-	950	0.009-0.012	680	0.009-0.012	580	0.009-0.012	260	0.009-0.012	400	0.005-0.012	160	0.0047-0.0071
-	1/2	0.5000	900	0.010-0.013	650	0.010-0.013	550	0.010-0.013	250	0.010-0.013	380	0.005-0.013	150	0.0050-0.0075
14	-	-	810	0.011-0.014	590	0.011-0.014	500	0.011-0.014	230	0.011-0.014	350	0.005-0.014	140	0.0055-0.0083
-	5/8	0.6250	720	0.012-0.015	520	0.012-0.015	440	0.012-0.015	200	0.011-0.014	310	0.006-0.016	120	0.0062-0.0093
18	-	-	630	0.013-0.016	450	0.013-0.016	390	0.013-0.016	180	0.012-0.015	270	0.007-0.018	110	0.0071-0.0106
-	3/4	0.7500	600	0.014-0.017	430	0.014-0.017	370	0.014-0.017	170	0.013-0.016	250	0.007-0.019	105	0.0075-0.0112

General Drilling Operations

Work Material		Cast Iron	Cast Aluminum		High Heat Material				Hardened Steel			
					Ti Alloy Ti-6Al-4V		Ni & Co Base Material Inconel718, Waspaloy		33-43 HRC			
Drilling Speed		105 - 130 SFM		205 - 330 SFM		20 - 26 SFM		20 - 26 SFM		40 - 60 SFM		
Drill Dia. mm	Inch	Decimal	Speed	Feed	Speed	Feed	Speed	Feed	Speed	Feed	Speed	Feed
			RPM	IPR	RPM	IPR	RPM	IPR	RPM	IPR	RPM	IPR
-	5/64	0.0781	5,750	0.003 - 0.004	13,090	0.006 - 0.008	1,080	0.0006-0.001	1,080	0.0006-0.001	2,445	0.001-0.002
2	-	-	5,700	0.003-0.004	13,000	0.006-0.008	1,120	0.0008-0.0012	970	0.0008-0.0012	2,430	0.001-0.002
-	3/32	0.0938	4,790	0.003-0.004	10,900	0.007-0.009	940	0.0010-0.0014	810	0.0010-0.0014	2,040	0.001-0.003
3	-	-	3,800	0.004-0.006	8,650	0.008-0.011	740	0.0012-0.0018	650	0.0012-0.0018	1,620	0.001-0.003
-	1/8	0.1250	3,590	0.004-0.006	8,180	0.008-0.011	700	0.0013-0.0019	610	0.0013-0.0019	1,530	0.001-0.003
4	-	-	2,850	0.006-0.008	6,480	0.010-0.013	560	0.0016-0.0024	490	0.0016-0.0024	1,210	0.002-0.004
-	3/16	0.1875	2,390	0.006-0.009	5,450	0.011-0.016	470	0.0019-0.0028	410	0.0019-0.0028	1,020	0.002-0.005
6	-	-	1,900	0.007-0.010	4,320	0.013-0.018	370	0.0024-0.0035	320	0.0024-0.0035	810	0.002-0.006
-	1/4	0.2500	1,800	0.008-0.010	4,090	0.013-0.019	350	0.0026-0.0037	310	0.0026-0.0037	760	0.002-0.006
8	-	-	1,430	0.008-0.012	3,240	0.015-0.021	280	0.0031-0.0047	240	0.0031-0.0047	610	0.003-0.008
-	3/8	0.3750	1,200	0.010-0.014	2,730	0.017-0.025	230	0.0037-0.0056	200	0.0037-0.0056	510	0.004-0.009
10	-	-	1,140	0.010-0.014	2,600	0.018-0.025	220	0.0039-0.0059	190	0.0039-0.0059	490	0.004-0.010
-	7/16	0.4375	1,030	0.011-0.015	2,340	0.019-0.027	200	0.0043-0.0066	170	0.0043-0.0066	440	0.004-0.011
12	-	-	950	0.011-0.016	2,160	0.020-0.028	190	0.0047-0.0071	160	0.0047-0.0071	400	0.005-0.012
-	1/2	0.5000	900	0.012-0.017	2,040	0.021-0.030	180	0.0050-0.0075	150	0.0050-0.0075	380	0.005-0.013
14	-	-	820	0.012-0.017	1,850	0.022-0.031	160	0.0055-0.0083	140	0.0055-0.0083	350	0.005-0.014
-	5/8	0.6250	720	0.013-0.018	1,640	0.023-0.032	140	0.0062-0.0093	120	0.0062-0.0093	310	0.006-0.016
18	-	-	630	0.013-0.018	1,440	0.024-0.033	120	0.0071-0.0106	110	0.0071-0.0106	270	0.007-0.018
-	3/4	0.7500	600	0.014-0.019	1,360	0.025-0.034	115	0.0075-0.0112	105	0.0075-0.0112	250	0.007-0.019

1. Speeds and feeds are based on using soluble oil where applicable 1:5 to 1:10 concentration.
2. When other than an end mill collet is used, make sure the drill shank is firmly attached.
3. For deep holes (4 times the drill diameter or deeper) use the lower recommended feed rate as a starting point and increase as needed for the best result.
4. Recommended feeds and speeds are starting points only. Actual performance will be determined by specific material, the condition of equipment being used, and coolant.





List 1100 - EX-SUS-GOLD: Stub

List 1600 - EX-SUS-GOLD: Jobbers

General Drilling Operations

Work Material	Low Carbon Steels Mild Steels 1010, 1018		Stainless Steels								Aluminum 5052, 7075		Cast Aluminum		Copper Copper Alloy		
			Austenitic 304, 316		Martensitic 420, 440		Ferritic 430, 405		15-5PH 17-4PH								
Drilling Speed	100-130 SFM		40-60 SFM		50-65 SFM		50-65 SFM		25-40 SFM		105 - 205 SFM		205-325 SFM		80 - 160 SFM		
Drill Dia.	Speed	Feed	Speed	Feed	Speed	Feed	Speed	Feed	Speed	Feed	Speed	Feed	Speed	Feed	Speed	Feed	
mm	Inch	RPM	IPR	RPM	IPR	RPM	IPR	RPM	IPR	RPM	IPR	RPM	IPR	RPM	IPR	RPM	IPR
1	-	11,150	0.001-0.002	4,800	0.001-0.002	5,550	0.001-0.002	5,550	0.0005-0.001	3,200	0.0005-0.001	15,000	0.001-0.002	25,000	0.001-0.002	11,630	0.0005-0.001
-	1/16	7,020	0.002-0.003	3,000	0.001-0.003	3,600	0.001-0.003	3,600	0.0005-0.001	2,000	0.0005-0.001	9,460	0.001-0.004	16,180	0.002-0.004	7,330	0.001-0.002
2	-	5,570	0.002-0.004	2,400	0.002-0.003	2,850	0.002-0.003	2,850	0.001-0.002	1,600	0.001-0.002	7,510	0.002-0.005	12,840	0.002-0.005	5,820	0.001-0.002
-	3/32	4,680	0.003-0.004	2,000	0.002-0.003	2,400	0.002-0.003	2,400	0.001-0.002	1,350	0.001-0.002	6,310	0.002-0.006	10,790	0.002-0.006	4,890	0.001-0.003
3	-	3,710	0.004-0.005	1,600	0.002-0.004	1,900	0.002-0.004	1,900	0.002-0.003	1,100	0.002-0.003	5,010	0.002-0.007	8,560	0.002-0.007	3,880	0.002-0.004
-	1/8	3,510	0.004-0.005	1,500	0.003-0.004	1,800	0.002-0.004	1,800	0.002-0.003	1,000	0.002-0.003	4,730	0.003-0.007	8,090	0.003-0.007	3,660	0.002-0.004
4	-	2,790	0.004-0.006	1,200	0.003-0.005	1,450	0.003-0.005	1,450	0.002-0.003	800	0.002-0.003	3,760	0.003-0.009	6,420	0.003-0.009	2,910	0.003-0.004
-	3/16	2,340	0.005-0.007	1,000	0.004-0.006	1,200	0.004-0.006	1,200	0.003-0.004	680	0.003-0.004	3,150	0.004-0.011	5,390	0.004-0.011	2,440	0.004-0.005
6	-	1,860	0.005-0.008	800	0.005-0.007	950	0.006-0.007	950	0.004-0.005	550	0.004-0.005	2,500	0.005-0.014	4,280	0.005-0.014	1,940	0.005-0.006
-	1/4	1,750	0.006-0.008	750	0.005-0.007	900	0.006-0.007	900	0.004-0.005	510	0.004-0.005	2,360	0.005-0.015	4,050	0.005-0.015	1,830	0.005-0.007
8	-	1,400	0.007-0.009	600	0.006-0.009	720	0.008-0.009	720	0.005-0.006	400	0.005-0.006	1,880	0.006-0.018	3,210	0.006-0.018	1,450	0.006-0.008
-	3/8	1,170	0.008-0.010	500	0.007-0.010	600	0.009-0.011	600	0.006-0.007	340	0.006-0.007	1,580	0.007-0.021	2,700	0.007-0.021	1,220	0.007-0.009
10	-	1,110	0.008-0.011	480	0.008-0.011	570	0.010-0.012	570	0.006-0.008	320	0.006-0.008	1,500	0.008-0.022	2,570	0.008-0.022	1,160	0.008-0.010
-	7/16	1,000	0.009-0.012	430	0.008-0.012	520	0.011-0.013	520	0.006-0.009	300	0.006-0.009	1,350	0.008-0.024	2,310	0.008-0.024	1,050	0.009-0.011
12	-	930	0.009-0.013	400	0.009-0.013	480	0.012-0.014	480	0.007-0.009	280	0.007-0.009	1,250	0.009-0.026	2,140	0.009-0.026	970	0.009-0.012
-	1/2	880	0.010-0.014	380	0.010-0.014	450	0.013-0.015	450	0.007-0.010	260	0.007-0.010	1,180	0.010-0.027	2,020	0.010-0.027	920	0.010-0.012
14	-	800	0.011-0.015	340	0.011-0.015	410	0.014-0.018	410	0.008-0.012	225	0.008-0.012	1,070	0.011-0.029	1,830	0.011-0.029	830	0.010-0.013
-	5/8	700	0.011-0.016	300	0.012-0.017	360	0.015-0.020	360	0.009-0.012	200	0.009-0.012	950	0.012-0.032	1,620	0.012-0.032	735	0.011-0.014
16	-	695	0.011-0.017	300	0.012-0.017	355	0.015-0.020	355	0.009-0.013	200	0.009-0.013	940	0.012-0.033	1,600	0.012-0.033	725	0.011-0.015
18	-	620	0.013-0.019	265	0.013-0.019	320	0.016-0.021	320	0.010-0.014	175	0.010-0.014	835	0.013-0.037	1,420	0.013-0.037	650	0.011-0.016
-	3/4	585	0.013-0.020	250	0.013-0.019	300	0.016-0.021	300	0.010-0.015	165	0.010-0.015	790	0.013-0.038	1,350	0.013-0.038	610	0.012-0.016
20	-	555	0.013-0.021	240	0.013-0.020	285	0.016-0.022	285	0.010-0.016	160	0.010-0.016	750	0.014-0.039	1,280	0.014-0.039	580	0.012-0.017
22	-	510	0.015-0.022	215	0.014-0.021	260	0.017-0.024	260	0.011-0.017	145	0.011-0.017	680	0.015-0.043	1,170	0.015-0.043	530	0.013-0.019
24	-	465	0.015-0.024	200	0.015-0.022	240	0.017-0.026	240	0.012-0.019	135	0.012-0.019	625	0.016-0.045	1,070	0.016-0.045	480	0.013-0.021
26	-	430	0.016-0.026	185	0.016-0.024	220	0.018-0.028	220	0.013-0.021	120	0.013-0.021	580	0.017-0.048	990	0.017-0.048	450	0.013-0.022
28	-	400	0.017-0.028	170	0.016-0.025	200	0.018-0.029	200	0.013-0.022	115	0.013-0.022	535	0.018-0.051	920	0.018-0.051	410	0.014-0.023
30	-	370	0.018-0.030	160	0.017-0.026	190	0.018-0.031	190	0.014-0.024	105	0.014-0.024	500	0.019-0.053	860	0.019-0.053	390	0.014-0.025
32	-	350	0.019-0.032	150	0.017-0.028	180	0.018-0.032	180	0.015-0.025	100	0.015-0.025	470	0.020-0.056	800	0.020-0.056	360	0.015-0.026



List 1200 - EX-SPOT TiN-NC-LDS

List 1250 - EX-SPOT LS-NC-LDS

General Drilling Operations

Work Material	Carbon Steels, Mild Steel 1010, 1050		Alloy Steels 4140, 4130		Stainless Steels 300SS, 400SS, 17-4PH		Cast Iron		Cast Aluminum		Tool Steels, Hardened Steels			
	Hardness										26-30 HRC		30-34 HRC	
Drilling Speed	105-130 SFM		65-85 SFM		25-40 SFM		85-105 SFM		165-325 SFM		30-45 SFM		25-40 SFM	
Drill Dia. mm	Speed RPM	Feed IPR	Speed RPM	Feed IPR	Speed RPM	Feed IPR	Speed RPM	Feed IPR	Speed RPM	Feed IPR	Speed RPM	Feed IPR	Speed RPM	Feed IPR
3	3,850	0.001-0.003	2,400	0.001-0.003	1,060	0.001-0.003	3,100	0.001-0.003	8,000	0.004-0.009	1,220	0.001-0.003	1,060	0.001-0.003
4	2,900	0.002-0.004	1,800	0.002-0.004	800	0.002-0.004	2,400	0.002-0.005	6,000	0.005-0.010	910	0.002-0.004	800	0.002-0.004
6	1,900	0.002-0.005	1,180	0.002-0.005	530	0.002-0.005	1,600	0.002-0.005	4,000	0.005-0.011	610	0.002-0.005	530	0.002-0.005
8	1,400	0.003-0.006	900	0.003-0.006	400	0.003-0.006	1,200	0.003-0.006	3,000	0.007-0.012	450	0.003-0.006	400	0.003-0.006
10	1,120	0.004-0.007	710	0.004-0.007	320	0.004-0.007	950	0.004-0.007	2,400	0.009-0.014	360	0.004-0.007	320	0.004-0.007
12	950	0.005-0.008	600	0.005-0.008	270	0.005-0.008	800	0.005-0.008	2,000	0.010-0.016	300	0.005-0.008	270	0.005-0.008
16	720	0.006-0.011	450	0.006-0.011	200	0.006-0.011	600	0.006-0.011	1,500	0.012-0.019	220	0.006-0.011	200	0.006-0.011
20	560	0.008-0.013	360	0.008-0.013	160	0.008-0.013	480	0.008-0.013	1,200	0.016-0.024	180	0.008-0.013	160	0.008-0.013
25	450	0.010-0.018	290	0.010-0.018	130	0.010-0.018	380	0.010-0.018	960	0.020-0.029	150	0.010-0.018	130	0.010-0.018

1. The indicated speeds and feeds are for drilling with water soluble oil.
2. When using non-water soluble oil, reduce the drilling speed by 20%.
3. When entering on a curved or inclined surface, reduce the feed rate accordingly.
4. When using a coated tool, the drilling speed can be increased by 1.2 times the value in the table.

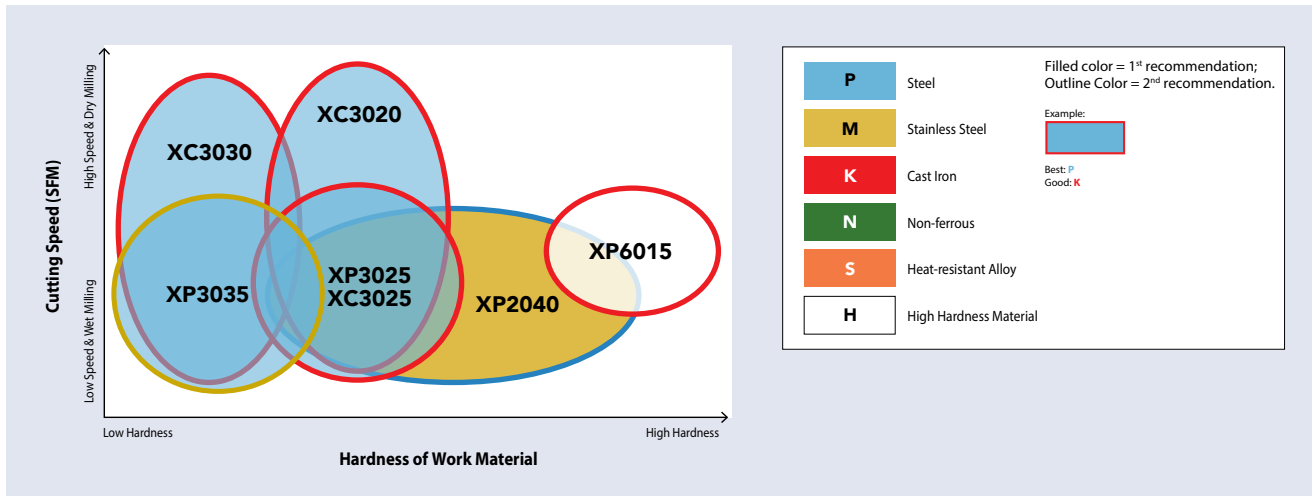


Type of Insert

Material Class	Grade	Coating Method	Hardness (HRA)	Surface Treatment		Features
				Main Component	Coating Thickness	
P	XP8030	PVD	91.9	TiAlN	3 μm	For machining steel and stainless steel Excellent balance of wear-resistance and chipping-resistance; can accommodate a wide range of workpiece materials.
	XC8035	CVD	89.6	TiCN + Al ₂ O ₃	7 μm	For machining steel and cast iron Composed of a tough, high-strength carbide material with a chipping-resistant and wear-resistant coating.
	XP3425	PVD	91.8	Cr Composite multilayer	7 μm	For Drilling Steel Composed of a tough, high strength carbide material with a wear-resistant thick film coating.
	XC9015	CVD	91.9	TiCN + Al ₂ O ₃	7 μm	For Drilling Steel Composed of a tough carbide material with an anti-chipping and wear-resistant coating.
	XP9020	PVD	91.9	TiAlN	3 μm	For Drilling Steel, Stainless Steel, Cast Iron and Non-Ferrous Materials Composed of a tough carbide material with an anti-chipping and wear-resistant coating.
	XP9040	PVD	91.9	TiAlN	3 μm	For Drilling Steel and Stainless Steel Composed of a high-strength carbide material with an anti-chipping and wear-resistant coating.
M	XP2040	PVD	89.6	TiAlN	5 μm	For Machining Stainless Steel and Steel Ideal for general-purpose milling. Composed of a tough, high-strength carbide with an anti-chipping and wear-resistant coating.
K	XP1010	PVD	91.4	TiAlN	6 μm	For Drilling Cast Iron Composed of a tough, high-strength carbide material with highly rigid cutting edge and wear resistant coating.
	XP1425	PVD	91.8	Cr Composite multilayer	7 μm	For Drilling Cast Iron Composed of a tough, high strength carbide material with a wear-resistant thick film coating.
	XC9025	CVD	90.8	TiCN + Al ₂ O ₃	6 μm	For Drilling Cast Iron Composed of a tough, high-strength carbide with an anti-chipping and wear-resistant coating.
N	CK110	-	92.2	-	-	For Drilling Aluminum Alloy and Non-Ferrous Materials Composed of a non-coated carbide material with a sharp cutting edge and polished surface.
	CF225	-	91.8	-	-	For Drilling Non-Ferrous Materials Composed of a non-coated carbide material with an anti-chipping and wear-resistant properties.

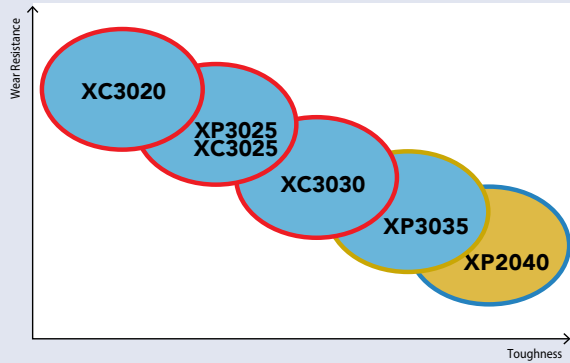


Insert Application Chart

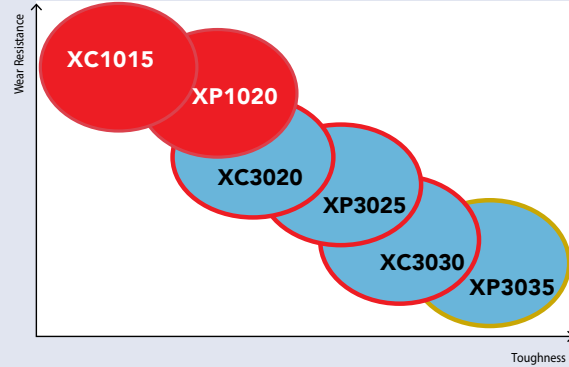


Application Chart of Insert Material


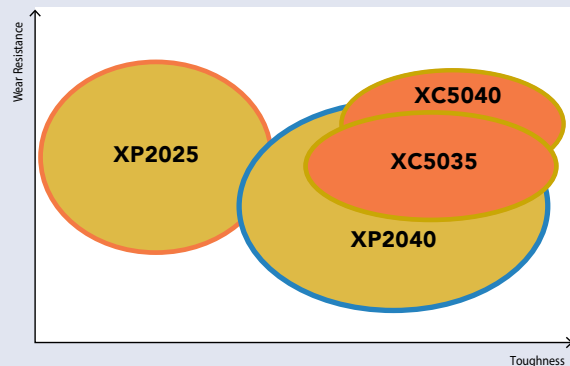
Steel-based Work Material (Mild Steel, Steel, Hardened Steel)



Cast Iron & Ductile Iron



Stainless Steel





Type of Chip Breaker

Machining Method	Chip Breaker	Cutting Edge Cross-Section (Approximate)	Application
Holmaking	DM		For drilling various materials from steel to cast iron: a general purpose breaker with an ideal rake angle.
	DR		For drilling cast iron: a highly rigid breaker with an optimal land width and rake angle.
	DN		For drilling non-ferrous materials: a breaker with a sharp cutting edge and polish treatment for excellent chip evacuation.





Insert Designation

Z	D	K	T
①	②	③	④

Shape of Insert		
C	Diamond Apex 80°	
D	Diamond Apex 55°	
O	Octagon	
R	Round	
S	Square	
T	Triangle	
V	Diamond Apex 35°	
W	Axonometric Hexagon	
Z	Other Shapes	-

Tolerance			
Symbol	Inscribed Circle Tolerance (mm)	Corner Height Tolerance (mm)	Thickness Tolerance (mm)
A	±0.025	±0.005	±0.025
C	±0.025	±0.013	±0.025
E	±0.025	±0.025	±0.025
H	±0.013	±0.013	±0.025
K*	±0.05~±0.15	±0.013	±0.025
M*	±0.05~±0.15	±0.08~±0.18	±0.13
N*	±0.05~±0.15	±0.08~±0.18	±0.025

*Sintered insert shown on the side

Clearance Angle		
A	3°	
C	7°	
D	15°	
E	20°	
N	0°	
P	11°	
X	Special Dimension	

Special Cutting and Fastening Feature			
Symbol	Shape of Hole	With or Without Breaker	Insert Cross Section
W	(40°~60°) Partial cylindrical hole	No Breaker	
T		One Side	
B	(70°~90°) Partial cylindrical hole	No Breaker	
U	(40°~60°) Partial cylindrical hole	Both Sides	
N	-	No Breaker	
R	-	One Side	





15	05	08	S	R	-	GM
⑤	⑥	⑦	⑧	⑨	-	⑩

Length of the Cutting Edge	
O	
R	
S	
T	
Z	

Corner Radius Symbol	
Symbol	Corner Radius (mm)
02	R0.2
04	R0.4
08	R0.8
12	R1.2
16	R1.6
24	R2.4

Cutting Direction	
Symbol	Cutting Direction
R	Right Hand
L	Left Hand
N	Neutral

Thickness of Insert	
Symbol	Thickness (mm)
02	2.38
03	3.18
T3	3.97
04	4.76
05	5.56
06	6.35

Type of Cutting Edge	
Symbol	Appearance
F	 Sharp Edge
E	 Round Honing
T	 Chamfer Honing
S	 Combination Honing

Type of Chip Breaker	
Symbol	Name
GL	GL Breaker
GM	GM Breaker
GR	GR Breaker
HR	HR Breaker
NM	NM Breaker
SM	SM Breaker
DM	DM Breaker
DR	DR Breaker
DN	DN Breaker





OSG PHOENIX® PXD: Exchangeable Head Drill

PXDZ		0551	-	3D	-	113.5	-	0625
Series		Min. Diameter		Drilling Depth		Overall Length of Body (without Head)		Shank Diameter
PXDZ	PHOENIX® Exchangeable Head Drill	Example: 0551 = Ø0.551" 140 = Ø14.0mm		Example: 3D = 3xD 5D = 5xD		Example: 113.5 = 113.5mm		Example: 0625 = Ø0.625" 16 = Ø16.0mm

OSG PHOENIX® PD: Indexable Drill Series

P2D		0484	FS		075	A		03
Series		Diameter	Body Type		Shank Diameter	Units		Insert Size
P2D	PHOENIX® Indexable Drill, 2D	Example: 0484 = Ø0.484" 1200 = Ø12.0mm	FS	Flat Shank	Example: 075 = Ø0.750" 20 = Ø20.0mm	A	Inch	Example: 03 = XCMT03
P3D	PHOENIX® Indexable Drill, 3D					M	Metric	
P4D	PHOENIX® Indexable Drill, 4D							
P5D	PHOENIX® Indexable Drill, 5D							

OSG PHOENIX® PHP: Indexable High Performance Drill OSG PHOENIX® PDZ: Indexable Flat Drill

PDZ		0688	FS		075	A		05	-	2D
Series		Diameter	Body Type		Shank Diameter	Units		Insert Size		Drilling Depth
PHP	PHOENIX® High Performance Drill	Example: 0688 = Ø0.688" (PDZ) 1600 = Ø16.0mm (PDZ) 160 = Ø16.0mm (PHP)	FS	Flat Shank	Example: 075 = Ø0.750" 20 = Ø20.0mm	A	Inch	Example: 05 = ZPNT05 (PDZ) 05 = SCMT05 (PHP)		Example: 2D = 2xD 3D = 3xD
PDZ	PHOENIX® Indexable Flat Drill					M	Metric			

OSG PHOENIX® PZAG: Counterboring Cutter

PZAG		04	R	053	SA		075	-	2
Series		Insert Size	Cutting Direction	Diameter	Body Type		Mounting Diameter		Number of Flutes
PZAG	PHOENIX® Counterboring Cutter	Example: 04 = ZPNT04	R	Right Hand	Example: 053 = Ø0.531" 014 = Ø14.0mm	SA Cylindrical Shank (Inch) SS Cylindrical Shank (Metric) A Bore Type (Inch) M Bore Type (Metric)	Example: 075 = Ø0.750" 20 = Ø20.0mm		Example: 2 = 2 Flutes

OSG PHOENIX® PLDS: Indexable Centering & Chamfering Cutter

PLDS		11	R	002	SA		0625	-	(L)	90
Series		Insert Size	Cutting Direction	Minimum Diameter	Body Type		Mounting Diameter		Length	Point Angle
PLDS	PHOENIX® Indexable Centering & Chamfering Cutter	Example: 11 = TPKT11	R	Right Hand	Example: 002 = Ø0.098"	SA Cylindrical Shank (Inch) SS Cylindrical Shank (Metric) SF Screw Fit Type (Inch)	Example: 0625 = Ø0.625" 16 = Ø16.0mm 8 = M8		Example: L = Long	Example: 90 = 90° 120 = 120°





List 52400 - PHOENIX® PXD

List 78310 - PHOENIX® PXD

Work Material	Mild Steel Low Carbon Steel		Carbon Steel		Alloy Steel		Cast Iron		Ductile Cast Iron		Aluminum Alloy Casting	
Speed	265 - 395 SFM		265 - 395 SFM		195 - 395 SFM		265 - 395 SFM		195 - 325 SFM		265 - 590 SFM	
Drill Dia. (mm)	Speed (RPM)	Feed (in/rev)	Speed (RPM)	Feed (in/rev)	Speed (RPM)	Feed (in/rev)	Speed (RPM)	Feed (in/rev)	Speed (RPM)	Feed (in/rev)	Speed (RPM)	Feed (in/rev)
14	2300	0.008 - 0.014	2300	0.008 - 0.014	2000	0.008 - 0.014	2300	0.008 - 0.014	1800	0.008 - 0.014	3000	0.011 - 0.016
15	2100	0.009 - 0.015	2100	0.009 - 0.015	1900	0.009 - 0.015	2100	0.009 - 0.015	1700	0.009 - 0.015	2800	0.012 - 0.018
16	2000	0.009 - 0.016	2000	0.009 - 0.016	1800	0.009 - 0.016	2000	0.009 - 0.016	1600	0.009 - 0.016	2600	0.012 - 0.019
17	1900	0.010 - 0.017	1900	0.010 - 0.017	1700	0.010 - 0.017	1900	0.010 - 0.017	1500	0.010 - 0.017	2400	0.013 - 0.020
18	1800	0.010 - 0.018	1800	0.010 - 0.018	1600	0.010 - 0.018	1800	0.010 - 0.018	1400	0.010 - 0.018	2300	0.014 - 0.021
19	1700	0.011 - 0.019	1700	0.011 - 0.019	1500	0.011 - 0.019	1700	0.011 - 0.019	1300	0.011 - 0.019	2200	0.015 - 0.022
20	1600	0.012 - 0.020	1600	0.012 - 0.020	1400	0.012 - 0.020	1600	0.012 - 0.020	1300	0.012 - 0.020	2100	0.016 - 0.024
21	1500	0.012 - 0.021	1500	0.012 - 0.021	1400	0.012 - 0.021	1500	0.012 - 0.021	1200	0.012 - 0.021	2000	0.016 - 0.025
22	1400	0.013 - 0.022	1400	0.013 - 0.022	1300	0.013 - 0.022	1400	0.013 - 0.022	1200	0.013 - 0.022	1900	0.017 - 0.026
23	1400	0.014 - 0.023	1400	0.014 - 0.023	1200	0.014 - 0.023	1400	0.014 - 0.023	1100	0.014 - 0.023	1800	0.018 - 0.027
24	1300	0.014 - 0.024	1300	0.014 - 0.024	1200	0.014 - 0.024	1300	0.014 - 0.024	1100	0.014 - 0.024	1700	0.019 - 0.028
25	1300	0.015 - 0.025	1300	0.015 - 0.025	1100	0.015 - 0.025	1300	0.015 - 0.025	1000	0.015 - 0.025	1700	0.020 - 0.029

Work Material	Copper		Hardened Steels (35 HRC)	
Speed	195-395 SFM		120-180 SFM	
Drill Dia. (mm)	Speed (RPM)	Feed (in/rev)	Speed (RPM)	Feed (in/rev)
14	2000	0.008 - 0.012	1000	0.010 - 0.014
15	1900	0.009 - 0.013	1000	0.011 - 0.015
16	1800	0.009 - 0.014	900	0.012 - 0.018
17	1700	0.010 - 0.015	900	0.013 - 0.019
18	1600	0.010 - 0.016	800	0.014 - 0.021
19	1500	0.011 - 0.016	800	0.015 - 0.022
20	1400	0.012 - 0.018	700	0.015 - 0.024
21	1400	0.012 - 0.019	700	0.015 - 0.025
22	1300	0.013 - 0.019	700	0.016 - 0.026
23	1200	0.014 - 0.020	600	0.017 - 0.027
24	1200	0.014 - 0.021	600	0.018 - 0.029
25	1100	0.015 - 0.022	600	0.018 - 0.029

ABOUT OSG

DRILLING

THREADING

MILLING

HOLDERS

INDEX





List 52502 & 78031 - PHOENIX[®] P2D

List 52503 & 78032 - PHOENIX[®] P3D

ABOUT OSG

DRILLING

THREADING

MILLING

HOLDERS

INDEX

Work Material	Tensile Strength - Hardness	Drilling Speed Vc (SFM)	Feed Rate, f (in/rev)								
			Drilling Depth 2D, 3D								
			Ø0.472-0.571 (12-14.5mm)	Ø0.591-0.650 (15-16.5mm)	Ø0.669-0.728 (17-18.5mm)	Ø0.748-0.807 (19-20.5mm)	Ø0.827-0.965 (21-24.5mm)	Ø0.984-1.122 (25-28.5mm)	Ø1.142-1.319 (29-33.5mm)	Ø1.339-2.500 (34-63mm)	
P Mild Steels, Carbon Steels (1010, 1018) Carbon Steels, Alloy Steels (1050, 4140) Die Steels (H13, D2)	~180 HB	650 (500 - 800)	.0024 (.0015 - .003)	.0024 (.0015 - .004)	.0024 (.0015 - .004)	.0027 (.0015 - .004)	.003 (.0015 - .0047)	.003 (.0015 - .0047)	.004 (.002 - .006)	.004 (.002 - .007)	
	~280 HB	500 (330 - 720)	.003 (.0015 - .0047)	.003 (.0015 - .0055)	.0035 (.0015 - .0063)	.004 (.0015 - .007)	.0055 (.0015 - .008)	.007 (.0024 - .010)	.008 (.003 - .012)	.008 (.003 - .014)	
	~280 HB	330 (260 - 500)	.0024 (.0015 - .004)	.0024 (.0015 - .004)	.0027 (.0015 - .004)	.003 (.0015 - .0047)	.0047 (.0015 - .006)	.0055 (.0024 - .008)	.007 (.003 - .010)	.007 (.003 - .010)	
M Stainless Steels (304, 420)	~250 HB	430 (260 - 600)	.0027 (.0015 - .004)	.0027 (.0015 - .004)	.003 (.0015 - .004)	.0035 (.0015 - .0047)	.004 (.0015 - .006)	.005 (.0024 - .008)	.006 (.003 - .010)	.006 (.003 - .010)	
K Cast Iron (No. 35 B) Ductile Cast Iron (60-40-18)	~350 N/mm ²	650 (500 - 920)	.003 (.0015 - .0055)	.003 (.0015 - .0055)	.004 (.0015 - .0063)	.0047 (.0015 - .008)	.0063 (.003 - .010)	.008 (.0024 - .012)	.008 (.003 - .012)	.008 (.003 - .014)	
	~800 N/mm ²	530 (330 - 720)	.003 (.0015 - .004)	.003 (.0015 - .0047)	.0035 (.0015 - .0055)	.004 (.0015 - .007)	.0055 (.0015 - .008)	.007 (.0024 - .010)	.007 (.003 - .010)	.007 (.003 - .010)	
N Aluminum Alloys (6061, 7075)	~13% Si	650 (330 - 2600)	.003 (.0015 - .0047)	.003 (.0015 - .0047)	.004 (.0015 - .0063)	.0047 (.0015 - .008)	.0063 (.0015 - .010)	.008 (.0024 - .012)	.008 (.003 - .012)	.008 (.003 - .012)	
S Heat Resistant Alloys (Inconel 718) Titanium Alloy (Ti-6Al-4V)	-	100 (50 - 160)	.0015 (.0008 - .0024)	.0015 (.0008 - .0024)	.002 (.0012 - .0024)	.002 (.0012 - .0024)	.0024 (.0015 - .003)	.003 (.0024 - .004)	.004 (.0024 - .0047)	.004 (.0024 - .0047)	
	-	200 (100 - 330)	.002 (.0015 - .003)	.002 (.0015 - .003)	.0024 (.0015 - .003)	.0024 (.0015 - .003)	.003 (.0015 - .006)	.004 (.0024 - .008)	.0055 (.003 - .008)	.0055 (.003 - .008)	
H Pre-hardened Steel (P20, Stavax) Die Cast Steels (A2, S7) Hardened Steels (D2)	40 - 43 HRC	330 (200 - 400)	.0024 (.0015 - .004)	.0024 (.0015 - .004)	.0024 (.0015 - .0047)	.0027 (.0015 - .0047)	.003 (.0015 - .0047)	.004 (.0024 - .006)	.004 (.0024 - .006)	.004 (.0024 - .006)	
	43 - 48 HRC	260 (165 - 330)	.002 (.0015 - .003)	.002 (.0015 - .003)	.002 (.0015 - .003)	.0024 (.0015 - .003)	.0024 (.0015 - .003)	.003 (.0015 - .004)	.003 (.0015 - .004)	.003 (.0015 - .004)	
	50 - 55 HRC	200 (130 - 260)	.002 (.0015 - .003)	.002 (.0015 - .003)	.002 (.0015 - .003)	.0024 (.0015 - .003)	.0024 (.0015 - .003)	.003 (.0015 - .004)	.003 (.0015 - .004)	.003 (.0015 - .004)	





List 52504 & 78033 - PHOENIX® P4D

Work Material	Tensile Strength - Hardness	Drilling Speed Vc (SFM)	Feed Rate, f (in/rev)								
			Drilling Depth 4D								
			Ø0.472-0.571 (12-14.5mm)	Ø0.591-0.650 (15-16.5mm)	Ø0.669-0.728 (17-18.5mm)	Ø0.748-0.807 (19-20.5mm)	Ø0.827-0.965 (21-24.5mm)	Ø0.984-1.122 (25-28.5mm)	Ø1.142-1.319 (29-33.5mm)	Ø1.339-2.500 (34-63mm)	
P	Mild Steels, Carbon Steels (1010, 1018)	~180 HB	650 (500 - 800)	.0024 (.0015 - .003)	.0024 (.0015 - .003)	.0024 (.0015 - .003)	.0027 (.0015 - .004)	.003 (.0015 - .0047)	.003 (.0015 - .0047)	.004 (.002 - .006)	.004 (.002 - .007)
	Carbon Steels, Alloy Steels (1050, 4140)	~280 HB	500 (330 - 720)	.0027 (.0015 - .004)	.003 (.0015 - .0055)	.003 (.0015 - .0063)	.0035 (.0015 - .007)	.0047 (.0015 - .006)	0.007 (.0024 - .010)	.008 (.003 - .010)	.008 (.003 - .012)
	Die Steels (H13, D2)	~280 HB	330 (260 - 500)	.0024 (.0015 - .003)	.0024 (.0015 - .004)	.0027 (.0015 - .004)	.003 (.0015 - .0047)	.004 (.0015 - .0051)	.0055 (.0024 - .008)	.007 (.003 - .010)	.007 (.003 - .010)
M	Stainless Steels (304, 420)	~250 HB	430 (260 - 600)	.0024 (.0015 - .003)	.0024 (.0015 - .003)	.0027 (.0015 - .004)	.003 (.0015 - .004)	.003 (.0015 - .004)	.0051 (.0024 - .008)	.0063 (.003 - .008)	.0063 (.003 - .008)
K	Cast Iron (No. 35 B)	~350 N/mm ²	650 (500 - 920)	.003 (.0015 - .0047)	.003 (.0015 - .0055)	.0035 (.0015 - .0063)	.004 (.0015 - .008)	.0047 (.0015 - .006)	.008 (.0024 - .012)	.008 (.003 - .012)	.008 (.003 - .012)
	Ductile Cast Iron (60-40-18)	~800 N/mm ²	530 (330 - 720)	.003 (.0015 - .003)	.003 (.0015 - .004)	.003 (.0015 - .0047)	.0035 (.0015 - .006)	.0047 (.0015 - .006)	.006 (.0024 - .010)	.007 (.003 - .010)	.007 (.003 - .010)
N	Aluminum Alloys (6061, 7075)	~13% Si	650 (330 - 2600)	.0027 (.0015 - .0047)	.0027 (.0015 - .0047)	.0035 (.0015 - .0047)	.0047 (.0015 - .008)	.0055 (.0015 - .008)	.008 (.0024 - .012)	.008 (.003 - .012)	.008 (.003 - .012)
S	Heat Resistant Alloys (Inconel 718)	-	100 (50 - 160)	.0015 (.0008 - .0024)	.0015 (.0008 - .0024)	.0015 (.0008 - .0024)	.0015 (.0008 - .0024)	.002 (.0015 - .003)	.0027 (.0024 - .004)	.003 (.0024 - .0047)	.003 (.0024 - .0047)
	Titanium Alloy (Ti-6Al-4V)	-	200 (100 - 330)	.002 (.0015 - .003)	.002 (.0015 - .003)	.0024 (.0015 - .003)	.0024 (.0015 - .003)	.003 (.0015 - .004)	.004 (.0024 - .008)	.0055 (.003 - .008)	.0055 (.003 - .008)
H	Pre-hardened Steel (P20, Stavax)	40 - 43 Hrc	330 (200 - 400)	.0024 (.0015 - .004)	.0024 (.0015 - .004)	.0024 (.0015 - .004)	.0024 (.0015 - .004)	.003 (.0015 - .0047)	.003 (.0024 - .0047)	.004 (.0024 - .0051)	.004 (.0024 - .0051)
	Die Cast Steels (A2, S7)	43 - 48 Hrc	260 (165 - 330)	.002 (.0015 - .003)	.002 (.0015 - .003)	.002 (.0015 - .003)	.0024 (.0015 - .003)	.0024 (.0015 - .003)	.003 (.0015 - .004)	.003 (.0015 - .004)	.003 (.0015 - .004)
	Hardened Steels (D2)	50 - 55 Hrc	200 (130 - 260)	.002 (.0015 - .003)	.002 (.0015 - .003)	.002 (.0015 - .003)	.0024 (.0015 - .003)	.0024 (.0015 - .003)	.003 (.0015 - .004)	.003 (.0015 - .004)	.003 (.0015 - .004)

ABOUT OSG

DRILLING

THREADING

MILLING

HOLDERS

INDEX





List 52505 & 78027 - PHOENIX® P5D

ABOUT OSG

DRILLING

THREADING

MILLING

HOLDERS

INDEX

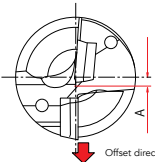
	Work Material	Tensile Strength - Hardness	Drilling Speed Vc (SFM)	Feed Rate, f (in/rev)							
				Drilling Depth 5D							
				Ø0.472-0.571 (12-14.5mm)	Ø0.591-0.650 (15-16.5mm)	Ø0.669-0.728 (17-18.5mm)	Ø0.748-0.807 (19-20.5mm)	Ø0.827-0.965 (21-24.5mm)	Ø0.984-1.122 (25-28.5mm)	Ø1.142-1.319 (29-33.5mm)	Ø1.339-2.500 (34-63mm)
P	Mild Steels, Carbon Steels (1010, 1018)	~180 HB	650 (500 - 800)	.002 (.0015 - .003)	.002 (.0015 - .003)	.0024 (.0015 - .003)	.0027 (.0015 - .004)	.003 (.0015 - .0047)	.003 (.0015 - .0047)	.004 (.002 - .006)	.004 (.002 - .007)
	Carbon Steels, Alloy Steels (1050, 4140)	~280 HB	500 (330 - 720)	.0024 (.0015 - .0035)	.0024 (.0015 - .0035)	.003 (.0015 - .0047)	.003 (.0015 - .0055)	.0047 (.0015 - .006)	.006 (.0024 - .008)	.007 (.003 - .008)	.007 (.003 - .010)
	Die Steels (H13, D2)	~280 HB	330 (260 - 500)	.0024 (.0015 - .003)	.0024 (.0015 - .003)	.0024 (.0015 - .003)	.0027 (.0015 - .004)	.004 (.0015 - .0051)	.0047 (.0024 - .006)	.006 (.003 - .007)	.0063 (.003 - .0087)
M	Stainless Steels (304, 420)	~250 HB	430 (260 - 600)	.0024 (.0015 - .003)	.0024 (.0015 - .003)	.0024 (.0015 - .003)	.0027 (.0015 - .0035)	.003 (.0015 - .004)	.004 (.0024 - .006)	.0047 (.0024 - .007)	.0047 (.0024 - .008)
K	Cast Iron (No. 35 B)	~350 N/mm ²	650 (500 - 920)	.0024 (.0015 - .004)	.0024 (.0015 - .004)	.003 (.0015 - .0047)	.003 (.0015 - .0051)	.0047 (.0015 - .006)	.006 (.0024 - .008)	.007 (.003 - .008)	.007 (.003 - .010)
	Ductile Cast Iron (60-40-18)	~800 N/mm ²	530 (330 - 720)	.0024 (.0015 - .0035)	.0024 (.0015 - .0035)	.003 (.0015 - .0047)	.003 (.0015 - .0047)	.004 (.0015 - .0051)	.0047 (.0024 - .006)	.006 (.003 - .007)	.007 (.003 - .010)
N	Aluminum Alloys (6061, 7075)	~13% Si	650 (330 - 2600)	.0024 (.0015 - .004)	.0024 (.0015 - .004)	.0035 (.0015 - .0047)	.004 (.0015 - .006)	.0047 (.0015 - .006)	.006 (.0024 - .010)	.008 (.003 - .012)	.008 (.003 - .012)
S	Heat Resistant Alloys (Inconel 718)	-	100 (50 - 160)	.0015 (.0008 - .0024)	.0015 (.0008 - .0024)	.0015 (.0008 - .0024)	.0015 (.0008 - .0024)	.0015 (.0008 - .0024)	.0027 (.0024 - .003)	.0027 (.0024 - .003)	.0027 (.0024 - .003)
	Titanium Alloy (Ti-6Al-4V)	-	200 (100 - 330)	.002 (.0015 - .003)	.002 (.0015 - .003)	.0024 (.0015 - .003)	.0024 (.0015 - .003)	.0024 (.0015 - .004)	.004 (.0024 - .006)	.004 (.003 - .006)	.004 (.003 - .006)
H	Pre-hardened Steel (P20, Stavax)	40 - 43 Hrc	330 (200 - 400)	.0024 (.0015 - .003)	.0024 (.0015 - .003)	.0024 (.0015 - .003)	.0024 (.0015 - .003)	.003 (.0015 - .004)	.003 (.0024 - .0047)	.004 (.0024 - .0047)	.004 (.0024 - .0047)
	Die Cast Steels (A2, 57)	43 - 48 Hrc	260 (165 - 330)	.002 (.0015 - .0027)	.002 (.0015 - .0027)	.002 (.0015 - .0027)	.0024 (.0015 - .0027)	.0024 (.0015 - .003)	.0027 (.0015 - .004)	.003 (.0015 - .004)	.003 (.0015 - .004)
	Hardened Steels (D2)	50 - 55 Hrc	200 (130 - 260)	.002 (.0015 - .0027)	.002 (.0015 - .0027)	.002 (.0015 - .0027)	.0024 (.0015 - .0027)	.0024 (.0015 - .003)	.0027 (.0015 - .004)	.003 (.0015 - .004)	.003 (.0015 - .004)





Maximum Offset for Drilling on Lathe

Drill Diameter (Inch)	Maximum Offset (Inch)	Max Diameter (Inch)	Drill Diameter (mm)	Maximum Offset (mm)	Max Diameter (mm)
0.4844	0.0157	0.5158	12.0	0.4	12.8
0.5000	0.0118	0.5236	12.5	0.4	13.3
0.5156	0.0078	0.5312	12.7	0.3	13.3
0.5313	0.0078	0.5469	13.0	0.3	13.6
0.5469	0.0078	0.5625	13.5	0.2	13.9
0.5625	0.0039	0.5703	14.0	0.2	14.4
0.5781	0.0039	0.5859	14.5	0.1	14.7
0.5938	0.0157	0.6252	15.0	0.4	15.8
0.6094	0.0118	0.6330	15.5	0.3	16.1
0.6250	0.0078	0.6406	16.0	0.3	16.6
0.6406	0.0078	0.6562	16.5	0.3	17.1
0.6563	0.0078	0.6719	17.0	0.6	18.2
0.6719	0.0196	0.7111	17.5	0.5	18.5
0.6875	0.0157	0.7189	18.0	0.5	19.0
0.7031	0.0157	0.7345	18.5	0.4	19.3
0.7188	0.0157	0.7502	19.0	0.6	20.2
0.7344	0.0118	0.7580	19.5	0.5	20.5
0.7500	0.0196	0.7892	20.0	0.4	20.8
0.7656	0.0157	0.7970	20.5	0.4	21.3
0.7813	0.0157	0.8127	21.0	0.6	22.2
0.7969	0.0118	0.8205	21.5	0.6	22.7
0.8125	0.0118	0.8361	22.0	0.5	23.0
0.8281	0.0269	0.8819	22.5	0.5	23.5
0.8438	0.0230	0.8898	23.0	0.4	23.8
0.8594	0.0210	0.9014	23.5	0.3	24.1
0.8750	0.0200	0.9150	24.0	0.3	24.6
0.8906	0.0190	0.9286	24.5	0.2	24.9
0.9063	0.0173	0.9409	25.0	0.7	26.4
0.9219	0.0133	0.9485	25.5	0.6	26.7
0.9375	0.0124	0.9623	26.0	0.5	27.0
0.9531	0.0078	0.9687	26.5	0.5	27.5
0.9688	0.0039	0.9766	27.0	0.4	27.8
0.9844	0.0287	1.0418	27.5	0.4	28.3
1.0000	0.0248	1.0496	28.0	0.3	28.6
1.0313	0.0220	1.0753	28.5	0.2	28.9
1.0625	0.0173	1.0971	29.0	0.8	30.6
1.0938	0.0141	1.1220	29.5	0.8	31.1
1.1250	0.0039	1.1328	30.0	0.7	31.4
1.1563	0.0295	1.2153	30.5	0.7	31.9
1.1875	0.0277	1.2429	31.0	0.6	32.2
1.2188	0.0218	1.2624	31.5	0.5	32.5
1.2500	0.0188	1.2876	32.0	0.5	33.0
1.2813	0.0169	1.3151	32.5	0.4	33.3
1.3125	0.0078	1.3281	33.0	0.4	33.8
1.3438	0.0393	1.4224	33.5	0.2	33.9
1.3750	0.0315	1.4380	34.0	1.1	36.2
1.4063	0.0236	1.4535	34.5	0.9	36.3
1.4375	0.0275	1.4925	35.0	0.8	36.6
1.4688	0.0196	1.5080	35.5	0.7	36.9
1.5000	0.0118	1.5236	36.0	0.8	37.6
1.5313	0.0039	1.5391	37.0	0.6	38.2
1.5625	0.0315	1.6255	37.5	0.4	38.3
1.5938	0.0275	1.6488	38.0	0.3	38.6
1.6250	0.0275	1.6800	39.0	1.0	41.0
1.6563	0.0236	1.7035	40.0	0.9	41.8
1.6875	0.0157	1.7189	40.5	0.8	42.1
1.7188	0.0118	1.7424	41.0	0.8	42.6
1.7500	0.0078	1.7656	42.0	0.6	43.2
1.7813	0.0314	1.8441	43.0	0.5	44.0
1.8125	0.0275	1.8675	44.0	0.3	44.6
1.8438	0.0196	1.8830	45.0	0.9	46.8
1.8750	0.0196	1.9142	46.0	0.8	47.6
1.9063	0.0157	1.9377	47.0	0.7	48.4
1.9375	0.0078	1.9531	48.0	0.5	49.0
1.9688	0.0433	2.0554	49.0	0.3	49.6
2.0000	0.0354	2.0708	50.0	1.1	52.2
2.1250	0.0157	2.1564	50.5	1.0	52.5
2.2500	0.0433	2.3366	51.0	1.0	53.0
2.3750	0.0275	2.4300	52.0	0.8	53.6
2.5000	0	2.5000	53.0	0.7	54.4
			54.0	0.6	55.2
			55.0	0.4	55.8
			56.0	0.1	56.2
			57.0	1.1	59.2
			58.0	1.0	60.0
			59.0	0.9	60.8
			60.0	0.8	61.6
			61.0	0.6	62.2
			62.0	0.4	62.8
			63.0	0.2	63.4



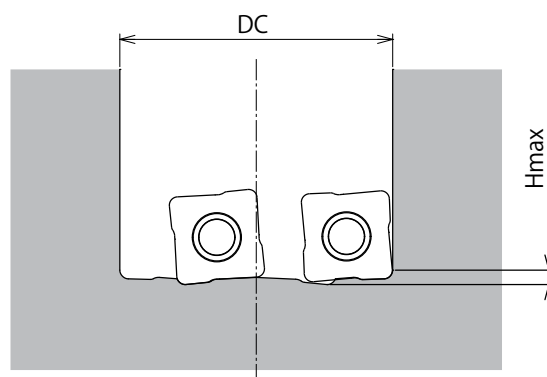
Maximum Offset Amount, A, for Drilling on a lathe.





Reference Value of PD Hmax

Drill Diameter (Inch)	Hmax (Inch)	Drill Diameter (mm)	Hmax (mm)
0.472 - 0.571	0.024	12 - 14.5	0.6
0.591 - 0.650	0.031	15 - 16.5	0.8
0.669 - 0.728	0.035	17 - 18.5	0.9
0.748 - 0.807	0.043	19 - 20.5	1.1
0.827 - 0.965	0.047	21 - 24.5	1.2
0.984 - 1.122	0.059	22 - 28.5	1.5
1.142 - 1.319	0.063	29 - 33.5	1.6
1.339 - 2.500	0.067	34 - 38	1.7
1.535 - 1.732	0.079	39 - 44	2
1.772 - 1.929	0.091	45 - 49	2.3
1.968 - 2.205	0.098	50 - 56	2.5
2.244 - 2.500	0.102	57 - 63	2.6



PD Hole Diameter Tolerance

Diameter (Inch)	P2D (Inch)	P3D (Inch)	P4D (Inch)	P5D (Inch)
0.4724 - 0.8071	+0.0098 / -0	+0.0098 / -0	+0.0118 / -0	+0.0118 / -0
0.8268 - 1.9291	+0.0118 / -0	+0.0118 / -0	+0.0157 / -0	+0.0157 / -0
1.9685 - 2.5000	+0.0138 / -0	+0.0138 / -0	+0.0197 / -0	+0.0197 / -0

The above values are general values and may differ based on actual machining conditions.

Diameter (mm)	P2D (mm)	P3D (mm)	P4D (mm)	P5D (mm)
12 - 20.5	+0.25 / -0	+0.25 / -0	+0.30 / -0	+0.30 / -0
21 - 49	+0.30 / -0	+0.30 / -0	+0.40 / -0	+0.40 / -0
50 - 63	+0.35 / -0	+0.35 / -0	+0.50 / -0	+0.50 / -0

The above values are general values and may differ based on actual machining conditions.





List 78001 - PHOENIX® PHP

Work Material		Tensile Strength - Hardness	Drilling Speed Vc (SFM)	Feed Rate f (in/rev)			
				Ø14-20.5mm	Ø21-28mm	Ø29-34mm	Ø35-40mm
P	Mild Steels, Carbon Steels (1010, 1018)	~180 HB	655 (495 - 820)	0.004 (0.002 - 0.005)	0.005 (0.004 - 0.007)	0.007 (0.005 - 0.008)	0.010 (0.008 - 0.011)
	Carbon Steels, Alloy Steels (1050, 4140)	~280 HB	525 (330 - 720)	0.004 (0.002 - 0.005)	0.005 (0.004 - 0.007)	0.007 (0.005 - 0.008)	0.010 (0.008 - 0.011)
	Die Steels (H13, D2)	~280 HB	460 (265 - 590)	0.003 (0.002 - 0.005)	0.005 (0.002 - 0.006)	0.006 (0.004 - 0.007)	0.006 (0.004 - 0.008)
M	Stainless Steels (304, 420)	~250 HB	495 (330 - 590)	0.003 (0.002 - 0.005)	0.004 (0.002 - 0.005)	0.006 (0.004 - 0.007)	0.007 (0.006 - 0.008)
K	Cast Iron (No. 35 B)	~350 N/mm ²	495 (330 - 590)	0.004 (0.002 - 0.005)	0.005 (0.004 - 0.007)	0.007 (0.005 - 0.008)	0.010 (0.008 - 0.011)
	Ductile Cast Iron (60-40-18)	~800 N/mm ²	425 (265 - 495)	0.004 (0.002 - 0.005)	0.005 (0.003 - 0.006)	0.006 (0.004 - 0.008)	0.008 (0.006 - 0.010)
N	Aluminum Alloys (6061, 7075)	~13% Si	720 (330 - 2625)	0.004 (0.002 - 0.008)	0.005 (0.004 - 0.010)	0.007 (0.005 - 0.012)	0.010 (0.008 - 0.014)
S	Heat Resistant Alloys (Inconel 718)	-	100 (50 - 165)	0.002 (0.001 - 0.003)	0.002 (0.001 - 0.004)	0.003 (0.002 - 0.005)	0.004 (0.002 - 0.006)
	Titanium Alloy (Ti-6Al-4V)	-	195 (100 - 330)	0.002 (0.002 - 0.003)	0.003 (0.002 - 0.005)	0.004 (0.003 - 0.006)	0.005 (0.004 - 0.006)

ABOUT OSG

DRILLING

THREADING

MILLING

HOLDERS

INDEX





List 52513 & 78537 - PHOENIX® PDZ-2D List 52514 & 78538 - PHOENIX® PDZ-3D

ABOUT OSG

DRILLING

THREADING

MILLING

HOLDERS

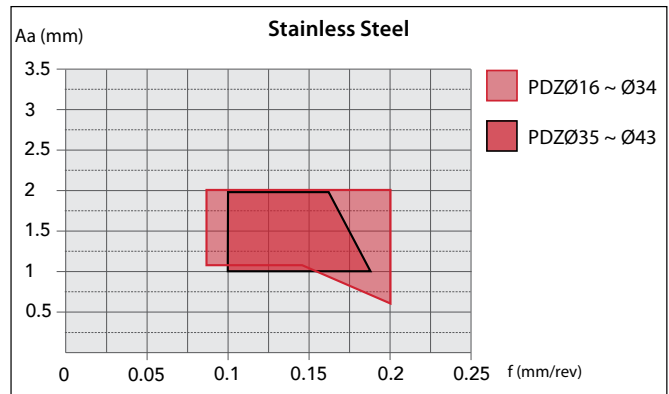
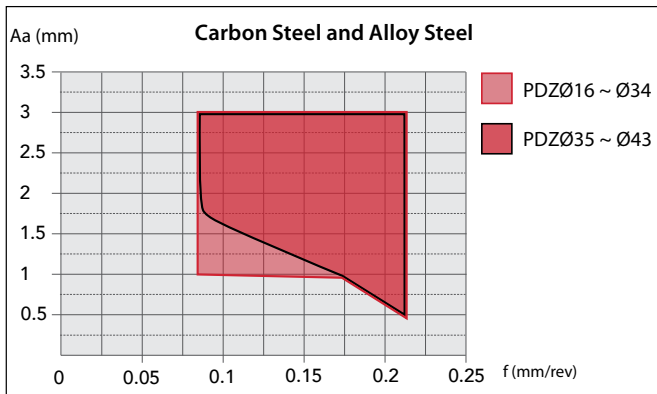
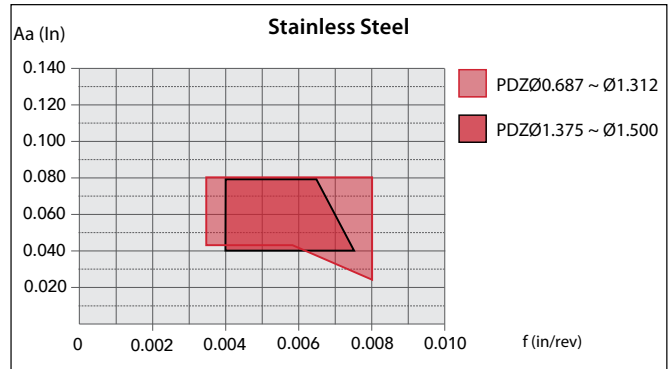
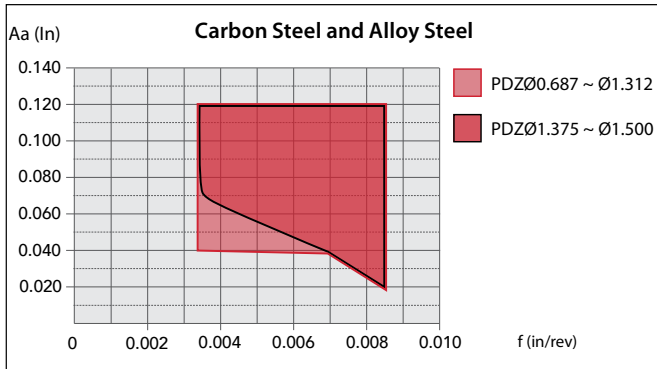
INDEX

Work Material	Tensile Strength - Hardness	Drilling Speed Vc (SFM)	Feed Rate, f (in/rev)							
			Drilling Depth 2xD							
			Ø0.630-0.650 (16-16.5mm)	Ø0.669-0.728 (17-18.5mm)	Ø0.748-0.787 (19-20mm)	Ø0.827-0.945 (21-24mm)	Ø0.984-1.102 (25-28mm)	Ø1.142-1.299 (29-33mm)	Ø1.338-1.693 (34-43mm)	
P Mild Steels, Carbon Steels (1010, 1018) Carbon Steels, Alloy Steels (1050, 4140) Die Steels (D2, H13)	~180 HB	650 (500 - 800)	.0024 (.0015 - .004)	.0024 (.0015 - .004)	.0027 (.0015 - .004)	.003 (.0015 - .0047)	.003 (.0015 - .0047)	.004 (.002 - .006)	.004 (.002 - .007)	
	~280 HB	500 (330 - 720)	.003 (.0015 - .0055)	.0035 (.0015 - .0063)	.004 (.0015 - .007)	.0055 (.0015 - .008)	.007 (.0024 - .010)	.008 (.003 - .012)	.008 (.003 - .014)	
	~280 HB	400 (260 - 600)	.0024 (.0015 - .004)	.0027 (.0015 - .004)	.003 (.0015 - .0047)	.0047 (.0015 - .006)	.0055 (.0024 - .008)	.007 (.003 - .010)	.007 (.003 - .010)	
M Stainless Steels (304, 420)	~250 HB	425 (260 - 600)	.0027 (.0015 - .004)	.003 (.0015 - .004)	.0035 (.0015 - .0047)	.004 (.0015 - .006)	.005 (.0024 - .008)	.006 (.003 - .010)	.006 (.003 - .010)	
K Cast Iron (FC250) Ductile Cast Iron (60-40-18)	~350 N/mm ²	650 (500 - 920)	.003 (.0015 - .0055)	.004 (.0015 - .0063)	.0047 (.0015 - .008)	.0063 (.003 - .010)	.008 (.0024 - .012)	.008 (.003 - .012)	.008 (.003 - .014)	
	~800 N/mm ²	525 (330 - 720)	.003 (.0015 - .0047)	.0035 (.0015 - .0055)	.004 (.0015 - .007)	.0055 (.0015 - .008)	.007 (.0024 - .010)	.007 (.003 - .010)	.007 (.003 - .010)	
N Aluminum Alloys (6061, 7075)	~13% Si	650 (330 - 2600)	.003 (.0015 - .0047)	.004 (.0015 - .0063)	.0047 (.0015 - .008)	.0063 (.0015 - .010)	.008 (.0024 - .012)	.008 (.003 - .012)	.008 (.003 - .012)	
S Heat Resistant Alloys (Inconel 718) Titanium Alloy (Ti-6Al-4V)	-	165 (50 - 200)	.0015 (.0008 - .0024)	.002 (.0012 - .0024)	.002 (.0012 - .0024)	.0024 (.0015 - .003)	.003 (.0024 - .004)	.004 (.0024 - .0047)	.004 (.0024 - .0047)	
	-	200 (100 - 330)	.002 (.0015 - .003)	.0024 (.0015 - .003)	.0024 (.0015 - .003)	.003 (.0015 - .006)	.004 (.0024 - .008)	.0055 (.003 - .008)	.0055 (.003 - .008)	
H Pre-hardened Steel (P20, Stavax) Die Cast Steels (A2, S7) Hardened Steels (D2)	40 - 43 Hrc	330 (200 - 400)	.0024 (.0015 - .004)	.0024 (.0015 - .0047)	.0027 (.0015 - .0047)	.003 (.0015 - .0047)	.004 (.0024 - .006)	.004 (.0024 - .006)	.004 (.0024 - .006)	
	43 - 48 Hrc	260 (165 - 330)	.002 (.0015 - .003)	.002 (.0015 - .003)	.0024 (.0015 - .003)	.0024 (.0015 - .003)	.003 (.0015 - .004)	.003 (.0015 - .004)	.003 (.0015 - .004)	
	50 - 55 Hrc	200 (130 - 260)	.002 (.0015 - .003)	.002 (.0015 - .003)	.0024 (.0015 - .003)	.0024 (.0015 - .003)	.003 (.0015 - .004)	.003 (.0015 - .004)	.003 (.0015 - .004)	





Cutting Conditions - Turning



ABOUT OSG

DRILLING

THREADING

MILLING

HOLDERS

INDEX





List 52510 & 78321 - PHOENIX® PZAG

List 52511 & 78421 - PHOENIX® PZAG Bore

	Work Material	Tensile Strength - Hardness	Drilling Speed Vc (SFM)	Feed Rate f (in/rev)				
				Ø0.531-0.625 (14-17.5mm)	Ø0.719-0.906 (20-23mm)	Ø1.000-1.813 (26-48mm)	Ø2.000-2.750 (54-72mm)	Ø3.000-0.313 (76-82mm)
P	Mild Steels, Carbon Steels (1010, 1018)	~180 HB	525 (330 - 655)	0.0055 (0.003-0.008)	0.007 (0.004-0.010)	0.008 (0.005-0.012)	0.016 (0.008-0.024)	0.016 (0.008-0.024)
	Carbon Steels, Alloy Steels (1050, 4140)	~280 HB	495 (330 - 655)	0.0055 (0.003-0.008)	0.007 (0.004-0.010)	0.008 (0.005-0.012)	0.016 (0.008-0.024)	0.016 (0.008-0.024)
	Die Steels (H13, D2)	~280 HB	395 (265 - 590)	0.005 (0.003-0.006)	0.0055 (0.004-0.008)	0.007 (0.005-0.010)	0.016 (0.008-0.020)	0.016 (0.008-0.020)
M	Stainless Steels (304, 420)	~250 HB	425 (265 - 590)	0.004 (0.003-0.006)	0.005 (0.004-0.008)	0.006 (0.005-0.010)	0.014 (0.008-0.020)	0.014 (0.008-0.020)
K	Cast Iron (No. 35 B)	~350 N/mm ²	655 (495 - 915)	0.006 (0.003-0.010)	0.008 (0.004-0.012)	0.012 (0.006-0.016)	0.024 (0.012-0.032)	0.024 (0.012-0.032)
	Ductile Cast Iron (60-40-18)	~800 N/mm ²	525 (330 - 720)	0.0055 (0.003-0.008)	0.007 (0.004-0.010)	0.008 (0.006-0.012)	0.016 (0.012-0.032)	0.016 (0.012-0.032)
N	Aluminum Alloys (6061, 7075)	~13% Si	650 (330 - 2625)	0.006 (0.003-0.010)	0.008 (0.004-0.012)	0.012 (0.006-0.016)	0.024 (0.012-0.031)	0.024 (0.012-0.031)
S	Heat Resistant Alloys (Inconel 718)	-	165 (100 - 200)	0.003 (0.002-0.0055)	0.003 (0.0024-0.0055)	0.005 (0.003-0.008)	0.010 (0.006-0.016)	0.010 (0.006-0.016)
	Titanium Alloy (Ti-6Al-4V)	-	200 (100 - 330)	0.003 (0.002-0.0055)	0.004 (0.0024-0.006)	0.0055 (0.003-0.008)	0.012 (0.006-0.020)	0.012 (0.006-0.020)
H	Pre-hardened Steel (P20, Stavax)	40 - 43 Hrc	330 (200 - 400)	0.003 (0.002-0.0055)	0.004 (0.0024-0.006)	0.0055 (0.003-0.008)	0.012 (0.006-0.020)	0.012 (0.006-0.020)
	Die Cast Steels (A2, S7)	43 - 48 Hrc	260 (165 - 330)	0.003 (0.002-0.0055)	0.003 (0.0024-0.0055)	0.005 (0.003-0.008)	0.010 (0.006-0.016)	0.010 (0.006-0.016)
	Hardened Steels (D2)	50 - 55 Hrc	200 (130 - 260)	0.003 (0.002-0.0055)	0.003 (0.002-0.0055)	0.005 (0.003-0.008)	0.010 (0.006-0.016)	0.010 (0.006-0.016)

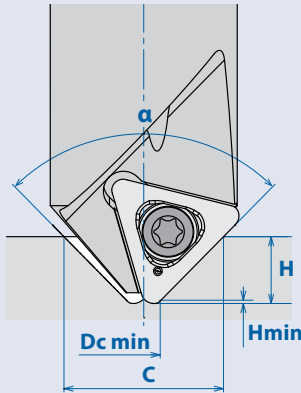


List 52512 & 78034 - PHOENIX® PLDS
List 78134 - PHOENIX® PLDS SF

	Work Material	Tensile Strength - Hardness	Cutting Speed Vc (SFM)	Feed Rate f (in/rev)	
				Centering	Countersinking
P	Mild Steels, Carbon Steels (1010, 1018)	~180 HB	260 (200 - 400)	0.0025 (0.001 - 0.003)	0.003 (0.002 - 0.0045)
	Carbon Steels, Alloy Steels (1050, 4140)	~280 HB	260 (200 - 400)	0.0025 (0.001 - 0.003)	0.003 (0.002 - 0.0045)
	Die Steels (H13, D2)	~280 HB	260 (200 - 400)	0.0025 (0.001 - 0.003)	0.003 (0.002 - 0.0045)
M	Stainless Steels (304, 420)	~250 HB	260 (200 - 330)	0.0025 (0.001 - 0.003)	0.003 (0.002 - 0.0045)
K	Cast Iron (No. 35 B)	~350 N/mm ²	330 (200 - 460)	0.0025 (0.001 - 0.003)	0.003 (0.002 - 0.0045)
	Ductile Cast Iron (60-40-18)	~800 N/mm ²	330 (200 - 460)	0.0025 (0.001 - 0.003)	0.003 (0.002 - 0.0045)
N	Aluminum Alloys (6061, 7075)	~13% Si	500 (330 - 650)	0.0025 (0.001 - 0.003)	0.003 (0.002 - 0.0045)
S	Heat Resistant Alloys (Inconel 718)	-	115 (80 - 200)	0.0015 (0.001 - 0.0025)	0.003 (0.002 - 0.0045)
	Titanium Alloy (Ti-6Al-4V)	-	130 (100 - 330)	0.0025 (0.001 - 0.003)	0.003 (0.002 - 0.0045)
H	Pre-hardened Steel (P20, Stavax)	40 - 43 Hrc	200 (165 - 260)	0.0025 (0.001 - 0.003)	0.003 (0.002 - 0.0045)
	Hardened Steels (D2)	43 - 48 Hrc	165 (130 - 260)	0.0025 (0.001 - 0.003)	0.003 (0.002 - 0.0045)

1. For V slotting, use 80% of the Countersinking feed rate shown in the above table.

Standard Centering Depth (H)



When Point Angle (α) = 90°
Min. Centering Depth (H min) = 0.25mm
Min. Drill Hole Diameter (Dc min) = Ø2.5mm

$$H = (C - Dc \text{ min}) \div 2 + Hmin$$

H = Centering Depth (in mm)
 C = Countersink Diameter (in mm)

Ex: If Point Angle (α) = 90° and Countersink Diameter (C) = Ø10mm, Centering Depth (H) = 4mm

When Point Angle (α) = 120°
Min. Centering Depth (H min) = 0.1mm
Min. Drill Hole Diameter (Dc min) = Ø2.4mm

$$H = (C - Dc \text{ min}) \div 3.46 + Hmin$$

H = Centering Depth (in mm)
 C = Countersink Diameter (in mm)

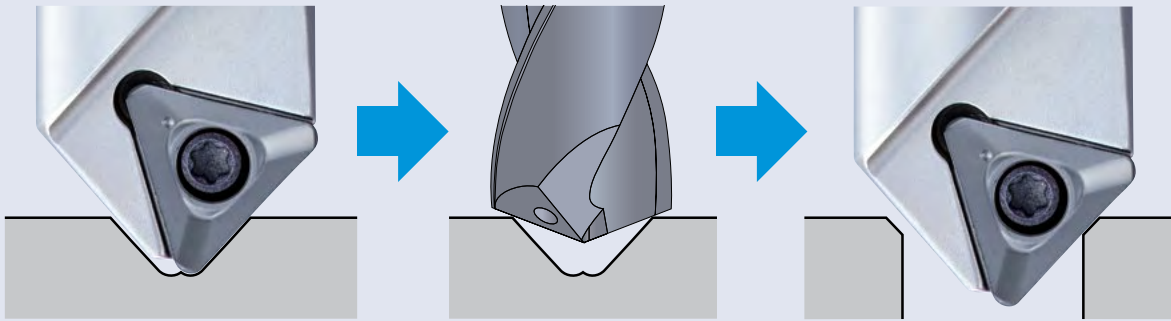
Ex: If Point Angle (α) = 120° and Countersink Diameter (C) = Ø10mm, Centering Depth (H) = 2.3mm





Machining Tips

For Centering, Make the Centering Diameter Smaller than the Drill Diameter



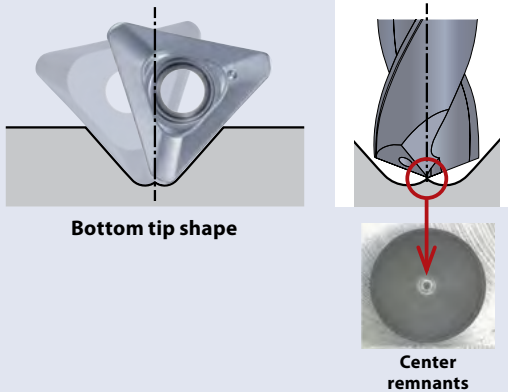
Centering

Drilling

Countersinking

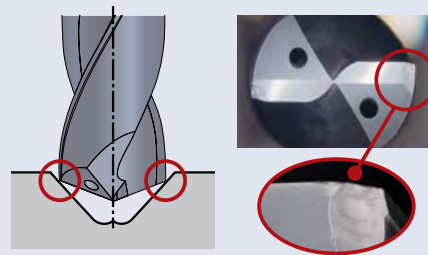
Inappropriate Center Diameter Relative to the Drill Diameter

Center remnants may occur at the bottom of the hole due to the shape of the insert, which may adversely affect the drilling process.



Centering that Also Serves as Countersinking

When the centering diameter becomes larger than the drill diameter, the shoulder of the drill will collide with the workpiece, which may cause chipping on the cutting edge.





Drill Reconditioning





OSG Tool Reconditioning

OSG's Bensenville facility is the special cutting tool and regrinding authority based in the Chicago area. Through accurate and expedient regrinds of high-end cutting tools, OSG helps customers extend tool life and save money by restoring their used cutting tools to their original condition. In addition to regrinding, the Bensenville facility also manufactures custom drills, reamers, and other special cutting tools, performs product modifications and provides premium coating services.



As part of the OSG Corporation (headquartered in Japan), the regrind facility is the only OSG authorized regrinding source in America. The regrinding program uses the same OSG manufacturing drawings, adheres to OSG's strict quality control standards and uses the same equipment for OSG manufacturing and inspection procedures. As one of the world's leading cutting tool manufacturers, OSG offers a global network of support to our customers.

Tool Reconditioning Lowers Costs

The primary benefit of tool reconditioning is clear: the reduction in overall tooling costs. As part of normal production, tool wear, chipping and breakage occurs often affecting tool performance and increasing manufacturing costs. By reconditioning high performance drills, end mills and taps, OSG helps manufacturers realize substantial cost savings through extended tool life without jeopardizing production quality or performance. Because OSG's reconditioned tools are manufactured to the same high level of quality and held to the same exacting standards that new tools are, customers of OSG's tool reconditioning services can expect the same high performance and quality they are accustomed with OSG's new tools even after regrinding multiple times.

Engineering & Sales Support

OSG reconditions OSG tools using the same prints as the original tools made in our plants around the world. By using original part drawings, tools are accurately reconditioned to the original specifications, so customers are assured that reconditioned tools realize the same high level of performance. Manufacturers can also work directly with OSG design engineers to customize tools for enhanced performance or to meet specific requirements.

OSG's national sales team provides tooling expertise in the field for onsite evaluations and recommendations for manufacturers to implement a customized reconditioning program. The goal is to help manufacturers reduce tool costs and inventory, optimize performance and enhance overall profits.



Contact your OSG representative or distributor to review your tool reconditioning program.





CNC Training

OSG CNC technicians are extensively trained on proper setup methodologies and reconditioning processes by an on-staff CNC trainer. Through their development, the CNC Technician training program moves operators through three levels where they are diligently monitored and certified/reevaluated annually to maintain consistency and quality in our tools. Technicians are also trained and certified/reevaluated annually by Quality Assurance to perform inspections to print on first piece and in process tools.

Inspector Training

In order to guarantee that our tools are reconditioned to the highest standards, inspectors also undergo annual training and certifications which involve standardized procedures. These are the same methods that are used in the OSG manufacturing facilities in Japan and around the world. Inspectors are trained to inspect and measure tools completely to the original tool prints.

Throughout the reconditioning process, the tools are also continuously inspected until 100% visual inspection ensures that no chipped or defective tools are received by the customer. The high tech inspection equipment used at the reconditioning facility is the same equipment used at all OSG locations. This includes in-house

developed tool analyzers and state-of-the-art equipment with up to 300x magnification capabilities. The key to inspecting high performance, accurate reconditioned tools is assuring that they are held to the same inspection standards through the use of the same inspection methods as new OSG tools.

The Bensenville plant is subject to OSG's stringent JQA regrinding standards and is certified regularly by OSG Japan.

Equipment and Facility

In 2015, OSG opened a reconditioning facility which is equipped with state-of-the-art production and inspection equipment. The facility uses high precision 5-Axis CNC grinders throughout the reconditioning process for improved repeatability and precision.

OSG's weekly equipment Preventive Maintenance (PM) program ensures consistency and accuracy throughout the reconditioning process. Through this PM program, OSG's tool reconditioning performance will be consistent year after year.



THREADING

The A Brand

OSG's premium tooling brand. Features products that are designed to exceed the evolving manufacturing needs of our customers.

EXOPRO®

OSG's ultra-premium tooling series. Features supreme performance threading products with OSG's proprietary coatings for maximum cost-efficiency and productivity.

EXOCARB® Thread Mill

Premium sub-micrograin carbide thread mills suited for cast iron, steels, exotics and difficult-to-machine materials.

EXOCARB®

Ultra-high performance taps made from premium micrograin carbide used in automotive production, tapping hardened steels and threading the most abrasive of composite materials.

EXOTAP®

Ultra-premium taps made from VC-10 powdered metal high speed steel. EXOTAP® is the industry solution for difficult materials and applications, when no other tap seems to do the job.

HY-PRO®


Premium taps made from vanadium high speed steel and designed for a wide range of applications and industries.


HY-PRO® SEVEN

Semi-premium taps made from premium high speed steel for general purpose tapping applications.

GENERAL PURPOSE

Premium general purpose taps for general machining applications. Available in a variety of styles and coatings.







Threading Application Guide

ABOUT OSG

DRILLING

THREADING

MILLING

HOLDERS

INDEX

	Work Material	Material Designation	Material Condition	Hardness	
				BHN	HRC
P	Low Carbon Steel	1010, 1018	Normalized	~190	~10
	Medium Carbon Steel	1035, 1045	Normalized	~208	~15
	High Carbon Steel	1065, 1095	Normalized	~253	~25
	Alloy Steel	4140, 4340, 8620	Normalized	253~301	25~32
4140, 4340, 8620		Hardened	327~390	35~42	
M	Stainless Steel	300 Series / 400 Series	Annealed	~253	~25
		300 Series / 400 Series	Hardened	327~390	35~42
		17-4, 15-5, A286	Annealed	~253	~25
		17-4, 15-5, A286	Hardened	327~390	35~42
K	Cast Iron	Nodular, Grey	As Cast	~208	~15
N	Aluminum Alloy	6061, 7075, 2011	Normalized	~150	
	Die Cast Aluminum	356AL, 390AL	As Cast	~150	
S	Nickel Based Alloy	Inconel 718, 625	Annealed	253~301	25~32
		Inconel 718	Hardened	327~390	35~42
		Hastelloy, Waspaloy	Normalized		25~40
		Kovar	Normalized		25~40
	Titanium Alloy	6Al4V	Annealed	253~301	25~32
		6Al4V, 6Al6V	Hardened	327~390	35~42
H	Tool Steel	D2, H13, P20, S7	Annealed	190~253	10~25
		H13	Hardened	327~450	35~48
		D2, A2	Hardened		48~55
		D2, A2	Hardened		55~70





Form Taps				Cut Taps									Pipe Taps	
440-463	425-432	420-424	437-439	See Index	See Index	469-474	475-476	551-554	555-556	524-527	632-633	See Index	732-736	737-750
EXOTAP® NRT & HY-PRO® NRT	EXOPRO® XPF	EXOPRO® XPF-OIL <i>Coolant-Through</i>	EXOCARB® Carbide	General	General <i>Coolant-Through</i>	A Brand A-SFT	A Brand A-OIL-SFT <i>Coolant-Through</i>	A Brand A-POT	A Brand A-OIL-POT <i>Coolant-Through</i>	HY-PRO® Synchro AL	EXOCARB® VX	Carbide	A Brand A-Pipe Taps	Pipe Taps
35-130	50-115	75-130	40-145	25-80	50-120	80-120	100-200	80-120	100-200	85-105	-	35-100	5-35	15-40
20-50	50-115	75-130	25-60	20-50	45-110	80-120	100-200	80-120	100-200	85-105	-	30-70	5-35	10-25
15-30	50-85	65-100	20-35	20-45	40-100	80-120	100-200	80-120	100-200	70-85	-	30-60	5-35	10-20
15-30	50-85	65-100	20-35	20-50	45-110	35-50	50-100	40-65	50-120	70-85	-	30-70	5-20	10-25
-	10-40	20-50	-	15-20	20-60	20-40	40-80	35-55	45-110	-	-	20-35	5-20	10-15
15-40	15-40	20-50	20-60	20-45	30-70	15-35	25-70	25-75	40-120	-	-	25-55	5-20	10-25
15-35	15-35	20-45	20-50	12-20	20-50	15-35	25-70	25-75	40-120	-	-	15-30	5-20	8-12
15-25	15-30	20-40	20-40	15-20	20-50	15-25	25-50	25-60	40-100	-	-	20-35	-	8-12
-	10-25	15-30	-	8-20	15-40	15-25	25-50	25-60	40-100	-	-	10-25	-	8-12
-	-	-	-	25-75	40-100	50-80	60-150	60-100	80-160	-	-	40-90	-	15-50
50-150	65-115	80-130	60-160	40-80	50-125	70-120	90-220	70-120	90-220	300-800	-	50-100	5-20	15-40
45-130	65-90	75-110	55-120	40-65	50-110	70-120	90-220	70-120	90-220	200-700	-	50-80	5-35	20-35
-	8-12	8-10	-	8-15	-	-	-	-	-	-	-	10-20	-	-
-	8-10	-	-	8-15	-	-	-	-	-	-	-	10-20	-	-
-	-	-	-	8-15	-	-	-	-	-	-	-	10-20	-	-
-	-	-	-	8-15	-	-	-	-	-	-	-	10-20	5-10	-
-	8-15	8-10	-	15-20	-	-	-	-	-	-	-	20-30	5-10	-
-	8-12	-	-	3-10	-	-	-	-	-	-	-	5-12	-	-
20-45	15-50	20-65	25-60	15-35	20-60	30-55	50-110	40-65	60-120	-	-	20-50	5-35	10-20
10-15	12-25	20-35	15-30	8-15	15-50	-	-	20-50	30-80	-	-	10-20	-	8-12
-	-	-	-	3-10	-	-	-	15-40	25-75	-	5-12	5-12	-	-
-	-	-	-	3-8	-	-	-	-	-	-	3-10	3-10	-	-

For Thread Mills please refer to pages 787-793.
For conversions to RPM please refer to page 762.

ABOUT OSG

DRILLING

THREADING

MILLING

HOLDERS

INDEX





List	Item	Brand & List Name	Size Range	Features	Product Page/ Tech Page
------	------	-------------------	------------	----------	----------------------------

Thread Mills

16625		A Brand AT-1	1/4" - 1"	Helical Flute, UNC, UNF, UNEF		400	789
16620		A Brand AT-1	M6 - M24	Helical Flute, M, MF		401	789
16630		A Brand AT-1 NPT	1/16" - 1"	Helical Flute, NPT		402	789
16631		A Brand AT-1 NPTF	1/16" - 1"	Helical Flute, NPTF		403	789
16645		A Brand AT-2	No. 8 - 1/2"	Straight Flute, UNC, UNF		404	790
16640		A Brand AT-2	M3 - M12	Straight Flute, M		405	790
16647		A Brand AT-2 R-SPEC	No. 4 - 1/2"	UNC, UNF		406	791
16642		A Brand AT-2 R-SPEC	M3 - M12	M		407	791
41200		EXOCARB® WH-VM-PNC	No. 0 - No. 8	Miniature, Helical Flute, UNC, UNF		408	793
41300		EXOCARB® WH-VM-PNC	M1 - M5	Miniature, Helical Flute, M		409	793
41000		EXOCARB® OT-SFT-PNGT	No. 10 - 1"	Helical Flute, UNC, UNF, UNEF, UNS		410-411	792
41100		EXOCARB® OT-SFT-PNGT/WX-PNC	M6 - M24	Helical Flute, M, MF		412	792
41050		EXOCARB® WXO-ST-PNC	1/4" - 1"	Helical Flute, UNC, UNF		413	792
41150		EXOCARB® WXO-ST-PNC	M6 - M24	Helical Flute, M, MF		414	792
42000		EXOCARB® OT-SFT-PNGT NPT	1/16" - 2-1/2"	Helical Flute, NPT		415	792
42001		EXOCARB® OT-SFT-PNGT NPTF	1/16" - 2-1/2"	Helical Flute, NPTF		416	792

Diameter Correction Tool

15015		OSG DCT75	No.5 - 1"	UNC, UNF, UNEF, UN		417
15010		OSG DCT75	M3 - M16	M, MF		418
15020		OSG DCT75 ACCESSORIES				419

Forming Taps

16050		EXOPRO® OIL-S-XPF	1/4" - 1"	DIN OAL, UNC, UNF, UN		420-421
16150		EXOPRO® OIL-S-XPF	M6 - M45	DIN OAL, M, MF		422-424
16250		EXOPRO® S-XPF	No.0 - 1-3/4"	DIN OAL, UNC, UNF, UN		425-428
16350		EXOPRO® S-XPF	M1 - M45	DIN OAL, M, MF		429-432
16255		EXOPRO® LT-S-XPF	No.5 - 1"	Long Shank, UNC, UNF		433-434





List No.	P					M			K	N		S		H			
	Steel					Stainless Steel			Cast Iron	Non-Ferrous		HRSA		Hardened Steel			
	Carbon Steel			Alloy Steel	Die Steel					Aluminum		Nickel Alloy	Titanium				
	Low	Medium	High			6061	Casting	Inconel		6Al4V (30 HRC)	~35 HRC			35-45 HRC	45-50 HRC	50-70 HRC	
	1010	1035	1065	4140	4340	300	400	17-4 PH		7075							

Thread Mills

16625	⊙	⊙	⊙	⊙		⊙	○	○	⊙	⊙	⊙			⊙	⊙		
16620	⊙	⊙	⊙	⊙		⊙	○	○	⊙	⊙	⊙			⊙	⊙		
16630	⊙	⊙	⊙	⊙		⊙	○	○	⊙	⊙	⊙			⊙	⊙		
16631	⊙	⊙	⊙	⊙		⊙	○	○	⊙	⊙	⊙			⊙	⊙		
16645	○	⊙	⊙	⊙	⊙	○	○	⊙	⊙	○	○	○	○	⊙	⊙	⊙	⊙
16640	○	⊙	⊙	⊙	⊙	○	○	⊙	⊙	○	○	○	○	⊙	⊙	⊙	⊙
16647										⊙	⊙						
16642										⊙	⊙						
41200	○	○	○	○		⊙	⊙	⊙	○	⊙	⊙	⊙	⊙	⊙	⊙	⊙	○
41300	○	○	○	○		⊙	⊙	⊙	○	⊙	⊙	⊙	⊙	⊙	⊙	⊙	○
41000	⊙	⊙	○	○		○	○	○	⊙	⊙	⊙			○	○		
41100	⊙	⊙	○	○		○	○	○	⊙	⊙	⊙	○	○	○	○		
41050	○	⊙	⊙	⊙		○	○	○	○					⊙	⊙		
41150	○	⊙	⊙	⊙		○	○	○	○					⊙	⊙		
42000	⊙	⊙	○	○		○	○	○	⊙	⊙	⊙			○	○		
42001	⊙	⊙	○	○		○	○	○	⊙	⊙	⊙			○	○		

Forming Taps

16050	⊙	⊙	⊙	⊙	⊙	⊙	⊙	⊙		⊙	⊙	○	○	⊙	○		
16150	⊙	⊙	⊙	⊙	⊙	⊙	⊙	⊙		⊙	⊙	○	○	⊙	○		
16250	⊙	⊙	⊙	⊙	⊙	⊙	⊙	⊙		⊙	⊙	○	○	⊙	○		
16350	⊙	⊙	⊙	⊙	⊙	⊙	⊙	⊙		⊙	⊙	○	○	⊙	○		
16255	⊙	⊙	⊙	⊙	⊙	⊙	⊙	⊙		⊙	⊙	○	○	⊙	○		

○ good ⊙ best





List	Item	Brand & List Name	Size Range	Features	Product Page/ Tech Page
------	------	-------------------	------------	----------	----------------------------

Forming Taps (Continued)

16355		EXO^{PRO} LT-S-XPf	M3 - M20	Long Shank, M, MF		435-436
14153		EXOCARB[®] OTC-NRT	M6 - M10	Carbide Inlaid, DIN/DIN, M, MF		437
369		EXOCARB[®] OT-NRT	M3 - M12	JIS, M, MF		438
357		EXOCARB[®] OT-LT-NRT	M6 - M12	JIS, Long Shank, M, MF		439
14050		EXOTAP[®] VP-NRT	No.0 - 3/8"	UNC, UNF		440-442
14150		EXOTAP[®] VP-NRT	M1.6 - M12	M, MF		443-444
14001		HY-PRO[®] NRT	No.0 - 3/4"	UNC, UNF		445-456
14101		HY-PRO[®] NRT	M1.6 - M12	M, MF		457-463
285		HY-PRO[®] SEVEN NRT	No.0 - 1/2"	UNC, UNF		464-465
286		HY-PRO[®] SEVEN NRT	M3 - M12	M, MF		466

Spiral Fluted Taps

16605		A Brand A-CSF	1/4" - 1/2"	DIN OAL, UNC, UNF		467
16600		A Brand A-CSF	M5 - M12	DIN OAL, M, MF		468
16505		A Brand A-SFT	No.4 - 2"	Variable Helix, DIN OAL, UNC, UNF, UNEF, UNS, UN		469-471
16500		A Brand A-SFT	M1.4 - M56	Variable Helix, DIN OAL, M, MF		472-474
16545		A Brand A-OIL-SFT	1/4" - 2"	Variable Helix, DIN OAL, UNC, UNF, UN		475
16540		A Brand A-OIL-SFT	M6 - M56	Variable Helix, DIN OAL, M, MF		476
16525		A Brand A-LT-SFT	No.4 - 1"	Variable Helix, Long Shank, UNF, UNC		477
16520		A Brand A-LT-SFT	M3 - M24	Variable Helix, Long Shank, M, MF		478
16450		EXO^{PRO} CC-SUS-SFT	No.2 - 1"	Variable Helix, DIN OAL, UNC, UNF		479-480
16455		EXO^{PRO} CC-SUS-SFT	M2 - M24	Variable Helix, DIN OAL, M		481
13063		EXO^{PRO} Ti V-CPM-RFT	No.2 - 1/2"	RHC/LHS, UNF, UNC		482
13163		EXO^{PRO} Ti V-CPM-RFT	M2.5 - M12	RHC/LHS, M, MF		483
335Ni		EXO^{PRO} WHR-Ni-SFT	No.2 - 1"	DIN OAL, UNF, UNC		484
336Ni		EXO^{PRO} WHR-Ni-SFT	M2.5 - M24	DIN OAL, M, MF		485
389		EXOCARB[®] OT-SFT	M3 - M12	JIS, M, MF		486





List No.	P					M			K	N		S		H			
	Steel					Stainless Steel			Cast Iron	Non-Ferrous		HRSA		Hardened Steel			
	Carbon Steel			Alloy Steel	Die Steel					Aluminum		Nickel Alloy	Titanium				
	Low	Medium	High			6061	Casting	6Al4V (30 HRC)		~35 HRC	35-45 HRC			45-50 HRC	50-70 HRC		
	1010	1035	1065	4140	4340	300	400	17-4 PH	6061	7075	Inconel	6Al4V (30 HRC)	~35 HRC	35-45 HRC	45-50 HRC	50-70 HRC	

Forming Taps (Continued)

16355	⊙	⊙	⊙	⊙	⊙	⊙	⊙	⊙		⊙	⊙	○	○	⊙	○		
14153										⊙	⊙						
369										⊙	⊙						
357										⊙	⊙						
14050	⊙	⊙	⊙	⊙	⊙	⊙	⊙	○		⊙	⊙			○			
14150	⊙	⊙	⊙	⊙	⊙	⊙	⊙	○		⊙	⊙			○			
14001	⊙	⊙	⊙	○	○	○	○	○		⊙	⊙			○			
14101	⊙	⊙	⊙	○	○	○	○	○		⊙	⊙			○			
285	⊙	○								⊙	⊙						
286	⊙	○								⊙	⊙						

Spiral Fluted Taps

16605									⊙	⊙	⊙						
16600									⊙	⊙	⊙						
16505	⊙	⊙	⊙	⊙	○	⊙	⊙	⊙	○	○	○			⊙			
16500	⊙	⊙	⊙	⊙	○	⊙	⊙	⊙	○	○	○			⊙			
16545	⊙	⊙	⊙	⊙	○	⊙	⊙	⊙	○	○	○			⊙			
16540	⊙	⊙	⊙	⊙	○	⊙	⊙	⊙	○	○	○			⊙			
16525	⊙	⊙	⊙	⊙	○	⊙	⊙	⊙	○	○	○			⊙			
16520	⊙	⊙	⊙	⊙	○	⊙	⊙	⊙	○	○	○			⊙			
16450	○	○	○	⊙		⊙	⊙	○									
16455	○	○	○	⊙		⊙	⊙	○									
13063				○				○						⊙	○		
13163				○				○						⊙	○		
335Ni								○						⊙		○	
336Ni								○						⊙		○	
389								⊙	⊙	⊙							

○ good ⊙ best





List	Item	Brand & List Name	Size Range	Features	Product Page/ Tech Page
------	------	-------------------	------------	----------	----------------------------

Spiral Fluted Taps (Continued)

313TI		EXOTAP [®] VC-10 V-Ti-SFT	No.2 - 1"	UNC, UNF	 Inch	 VC10	 V	487	
345TI		EXOTAP [®] VC-10 V-Ti-SFT	M2.5 - M12	M, MF	 Metric	 VC10	 V	488	
317Ti		EXOTAP [®] VC-10 VPO-Ti-SFT	1/4" - 1"	DIN OAL, UNF	 Inch	 VC10	 V	489	
348Ti		EXOTAP [®] VC-10 VPO-Ti-SFT	M8 - M24	DIN OAL, MF	 Metric	 VC10	 V	490	
313NI		EXOTAP [®] VC-10 Ni-SFT	No.2 - 1"	UNF, UNC	 Inch	 VC10	 S/O	491-492	
345NI		EXOTAP [®] VC-10 Ni-SFT	M2.5 - M12	M, MF	 Metric	 VC10	 S/O	493	
313		EXOTAP [®] VC-10 SFT	No.2 - 3/4"	UNF, UNC	 Inch	 VC10	 S/O	494-496	
345		EXOTAP [®] VC-10 SFT	M3 - M12	M, MF	 Metric	 VC10	 S/O	497	
317		EXOTAP [®] VC-10 VPO-SFT	5/16" - 1"	DIN OAL, UNF, UNC	 Inch	 VC10	 V	498	
351		EXOTAP [®] VC-10 VPO-SFT	M8 - M24	DIN OAL, M, MF	 Metric	 VC10	 V	499	
303		EXOTAP [®] VA-3 SFT	No.2 - 1"	UNC, UNF	 Inch	 HSSE	 S/O	 TIN	500-504
343		EXOTAP [®] VA-3 SFT	M3 - M18	M, MF	 Metric	 HSSE	 S/O	 TIN	505
307		EXOTAP [®] VA-3 OIL-V-SFT	1/4" - 1"	DIN OAL, UNF, UNC	 Inch	 HSSE	 V	 S/O	506
347		EXOTAP [®] VA-3 OIL-V-SFT	M6 - M24	DIN OAL, M, MF	 Metric	 HSSE	 V	 S/O	507
398		EXOTAP [®] VA-3 LS-SFT	No.4 - 5/8"	Long Shank, UNC, UNF	 Inch	 HSSE	 S/O	508	
220		HY-PRO [®] DIN-SFT	No.4 - 2"	DIN OAL, UNC, UNF, UN	 Inch	 HSSE	 S/O	509	
229		HY-PRO [®] DIN-SFT	M3 - M20	DIN OAL, M, MF	 Metric	 HSSE	 S/O	510	
230		HY-PRO [®] DIN OIL-TIN-SFT	1/4" - 1"	DIN OAL, UNC, UNF	 Inch	 HSSE	 TIN	 S/O	511
239		HY-PRO [®] DIN OIL-TIN-SFT	M6 - M20	DIN OAL, M, MF	 Metric	 HSSE	 TIN	 S/O	512
13013		HY-PRO [®] ALLOY OIL-V-SFT	1/4" - 3/4"	DIN OAL, UNC, UNF	 Inch	 HSSE	 V	 S/O	513
13113		HY-PRO [®] ALLOY OIL-V-SFT	M6 - M20	DIN OAL, M, MF	 Metric	 HSSE	 V	 S/O	514
13014		HY-PRO [®] HXL-SFT	1/2" - 2-1/2"	DIN OAL, UNC, UNF, UN	 Inch	 HSSE	 S/O	515	
13024		HY-PRO [®] HXL-OIL-SFT	1/2" - 2-1/2"	DIN OAL, UNC, UNF, UN	 Inch	 HSSE	 S/O	516	
13015		HY-PRO [®] VXL-SFT	1/2" - 2-1/2"	DIN OAL, UNC, UNF, UN	 Inch	 HSSE	 S/O	517	
13025		HY-PRO [®] VXL-OIL-SFT	1/2" - 2-1/2"	DIN OAL, UNC, UNF, UN	 Inch	 HSSE	 S/O	518	
13116		HY-PRO [®] HXL-W-SFT	M16 - M42	DIN OAL, M	 Metric	 HSSE	 S/O	519	





List No.	P					M			K	N		S		H			
	Steel					Stainless Steel			Cast Iron	Non-Ferrous		HRSA		Hardened Steel			
	Carbon Steel			Alloy Steel	Die Steel					Aluminum		Nickel Alloy	Titanium				
	Low	Medium	High			6061	Casting	6Al4V (30 HRC)									
1010	1035	1065	4140	4340	300	400	17-4 PH	7075				~35 HRC	35-45 HRC	45-50 HRC	50-70 HRC		

Spiral Fluted Taps (Continued)

313TI				○				○				⊙	⊙	○	○		
345TI				○				○				⊙	⊙	○	○		
317Ti				○				○				⊙	⊙	○	○		
348Ti				○				○				⊙	⊙	○	○		
313NI								○				⊙	○	○	○		
345NI								○				⊙	○	○	○		
313				⊙	○		○	⊙				○	○	⊙	○		
345				⊙	○		○	⊙				○	○	⊙	○		
317				⊙	○		○	⊙				○	○	⊙	○		
351				⊙	○		○	⊙				○	○	⊙	○		
303	⊙	○	○			⊙	⊙	○									
343	⊙	○	○			⊙	⊙	○									
307	⊙	○	○			⊙	⊙	○									
347	⊙	○	○			⊙	⊙	○									
398	⊙	○	○			⊙	⊙	○									
220	○	○	⊙	⊙	○	○	○	○	○					○			
229	○	○	⊙	⊙	○	○	○	○	○					○			
230	○	○	⊙	⊙	⊙	○	○	○	○	○	○			○			
239	○	○	⊙	⊙	⊙	○	○	○	○	○	○			○			
13013			○	⊙	○				○		○			○	○		
13113			○	⊙	○				○		○			○	○		
13014	⊙	⊙	⊙	⊙	○	○	○	○	⊙					⊙	○		
13024	⊙	⊙	⊙	⊙	○	○	○	○	⊙					⊙	○		
13015	⊙	⊙	⊙	⊙	○	○	○	○	⊙					⊙	○		
13025	⊙	⊙	⊙	⊙	○	○	○	○	⊙					⊙	○		
13116	⊙	⊙	⊙	⊙	○	○	○	○	⊙					⊙	○		

○ good ⊙ best

ABOUT OSG

DRILLING

THREADING

MILLING

HOLDERS

INDEX





List	Item	Brand & List Name	Size Range	Features	Product Page/ Tech Page
------	------	-------------------	------------	----------	----------------------------

Spiral Fluted Taps (Continued)

13126		HY-PRO® HXL-W-OIL-SFT	M16 - M42	DIN OAL, M	Metric HSSE S/O	520
13117		HY-PRO® VXL-W-SFT	M16 - M42	DIN OAL, M	Metric HSSE S/O	521
13127		HY-PRO® VXL-W-OIL-SFT	M16 - M42	DIN OAL, M	Metric HSSE S/O	522
13118		HY-PRO® RXL-W-RFT	M16 - M42	RHC/LHS, DIN OAL & Extended OAL, For Through Holes, M	Metric HSSE V	523
13058		HY-PRO® SYNCHRO AL US-AL-SFT	No.6 - 1/2"	Synchronized, UNC, UNF	Inch HSSE V	524
13158		HY-PRO® SYNCHRO AL US-AL-SFT	M3 - M12	Synchronized, M, MF	Metric HSSE V	525
13059		HY-PRO® SYNCHRO AL US-AL-RFT	No. 6 - 1/2"	RHC/LHS, Synchronized, UNC, UNF	Inch HSSE V	526
13159		HY-PRO® SYNCHRO AL US-AL-RFT	M3 - M12	RHC/LHS, Synchronized, M, MF	Metric HSSE V	527
295		HY-PRO® AL-SFT	No.4 - 3/8"	UNC, UNF	Inch HSSE BR	528
296		HY-PRO® AL-SFT	M3 - M10	M, MF	Metric HSSE BR	529
13019		HY-PRO® AL-DIN EX-AL-SFT	No.2 - 1/2"	DIN OAL, UNC, UNF	Inch HSSE N	530
13119		HY-PRO® AL-DIN EX-AL-SFT	M3 - M12	DIN OAL, M, MF	Metric HSSE N	531
290		HY-PRO® SFT	No.2 - 1-1/2"	UNC, UNF, UN	Inch HSSE BR S/O TiCN	532-537
299		HY-PRO® SFT	M3 - M30	M, MF	Metric HSSE BR S/O TiCN	538-539
297		HY-PRO® SEVEN SFT	No.3 - 1/2"	UNC, UNF	Inch HSS BR S/O TiN	540-541
298		HY-PRO® SEVEN SFT	M3 - M12	M	Metric HSS BR S/O TiN	542
107		OSG GENERAL PURPOSE-SFT	No. 3 - 3/4"	UNC, UNF	Inch HSS BR S/O TiN TiCN	543-546
143		OSG GENERAL PURPOSE-SFT	M3 - M12	M	Metric HSS BR S/O TiN TiCN	547
13020		OSG GENERAL PURPOSE-SFT	No.6 - 5/8"	UNC, UNF	Inch HSS S/O	548
123		OSG GENERAL PURPOSE EX-SFT	M3 - M24	JIS, M, MF	Metric HSSE BR	549
918		OSG GENERAL PURPOSE-LS-SFT	No.4 - 5/8"	Long Shank, UNC, UNF	Inch HSS BR	550

Spiral Pointed Taps

16515		A Brand A-POT	No.2 - 1'	DIN OAL, UNC, UNF, UNEF, UNS	Inch VC10 V	551-552
16510		A Brand A-POT	M1.4 - M24	DIN OAL, M, MF	Metric VC10 V	553-554
16555		A Brand A-OIL-POT	1/4" - 1"	DIN OAL, UNC, UNF	Inch VC10 V	555
16550		A Brand A-OIL-POT	M6 - M24	DIN OAL, M, MF	Metric VC10 V	556





List No.	P					M			K	N		S		H			
	Steel					Stainless Steel			Cast Iron	Non-Ferrous		HRSA		Hardened Steel			
	Carbon Steel			Alloy Steel	Die Steel					Aluminum		Nickel Alloy	Titanium				
	Low	Medium	High			6061	Casting	Inconel		6Al4V (30 HRC)							
1010	1035	1065	4140	4340	300	400	17-4 PH	7075				~35 HRC	35-45 HRC	45-50 HRC	50-70 HRC		

Spiral Fluted Taps (Continued)

13126	⊙	⊙	⊙	⊙	○	○	○	○	⊙					⊙	○		
13117	⊙	⊙	⊙	⊙	○	○	○	○	⊙					⊙	○		
13127	⊙	⊙	⊙	⊙	○	○	○	○	⊙					⊙	○		
13118	⊙	⊙	⊙	⊙	⊙	○	○	○	⊙	○	○			⊙	○		
13058										⊙	⊙						
13158										⊙	⊙						
13059										⊙	⊙						
13159										⊙	⊙						
295										⊙	⊙						
296										⊙	⊙						
13019										⊙	⊙						
13119										⊙	⊙						
290	○	⊙	⊙	⊙	○	○	○	○	○					○			
299	○	⊙	⊙	⊙	○	○	○	○	○					○			
297	⊙	⊙								○	○						
298	⊙	⊙								○	○						
107	○	○	○						○	○	○						
143	○	○	○						○	○	○						
13020	○	○	○						○	○	○						
123	○	○	○						○	○	○						
918	○	○	○						○	○	○						

Spiral Pointed Taps

16515	⊙	⊙	⊙	⊙	○	⊙	⊙	⊙	○	○	○			⊙			
16510	⊙	⊙	⊙	⊙	○	⊙	⊙	⊙	○	○	○			⊙			
16555	⊙	⊙	⊙	⊙	○	⊙	⊙	⊙	○	○	○			⊙			
16550	⊙	⊙	⊙	⊙	○	⊙	⊙	⊙	○	○	○			⊙			

○ good ⊙ best





List	Item	Brand & List Name	Size Range	Features	Product Page/ Tech Page
------	------	-------------------	------------	----------	----------------------------

Spiral Pointed Taps (Continued)

16535		A Brand A-LT-POT	No.4 - 1"	Long Shank, UNC, UNF	VC10	557
16530		A Brand A-LT-POT	M3 - M24	Long Shank, M, MF	VC10	558
337Ni		EXO^{PRO} WHR-Ni-POT	No.2 - 1"	DIN OAL, UNC, UNF	VC10	559
338Ni		EXO^{PRO} WHR-Ni-POT	M2.5 - M24	DIN OAL, M, MF	VC10	560
312TI		EXOTAP[®] VC-10 V-Ti-POT	No.2 - 1"	UNC, UNF	VC10	561
344TI		EXOTAP[®] VC-10 V-Ti-POT	M3 - M12	M, MF	VC10	562
316TI		EXOTAP[®] VC-10 VPO-Ti-POT	1/4" - 1"	DIN OAL, UNF	VC10	563
347TI		EXOTAP[®] VC-10 VPO-Ti-POT	M8 - M24	DIN OAL, MF	VC10	564
312NI		EXOTAP[®] VC-10 Ni-POT	No.2 - 1"	UNC, UNF	VC10	565-566
344NI		EXOTAP[®] VC-10 Ni-POT	M2.5 - M12	M, MF	VC10	567
312		EXOTAP[®] VC-10 POT	No.2 - 3/4"	UNC, UNF	VC10	568-569
344		EXOTAP[®] VC-10 POT	M3 - M12	M, MF	VC10	570
316		EXOTAP[®] VC-10 VPO-POT	1/4" - 1"	DIN OAL, UNC, UNF	VC10	571
350		EXOTAP[®] VC-10 VPO-POT	M6 - M24	DIN OAL, M, MF	VC10	572
300		EXOTAP[®] VA-3 POT	No.2 - 1"	UNC, UNF	HSSE	573-576
342		EXOTAP[®] VA-3 POT	M3 - M18	M, MF	HSSE	577
306		EXOTAP[®] OIL-V-POT	1/4" - 1"	DIN OAL, UNC, UNF	HSSE	578
346		EXOTAP[®] OIL-V-POT	M6 - M24	DIN OAL, M, MF	HSSE	579
397		EXOTAP[®] VA-3 LS-POT	No.4 - 5/8"	Long Shank, UNC, UNF	HSSE	580
320		EXOTAP[®] TiN-POT	No. 4 - 3/4"	UNC, UNF	HSSE	581
250		HY-PRO[®] DIN-POT	No. 4 - 3/4"	DIN OAL, UNC, UNF	HSSE	582
259		HY-PRO[®] DIN-POT	M3 - M20	DIN OAL, M, MF	HSSE	583
260		HY-PRO[®] OIL-TiN-POT	1/4" - 1"	DIN OAL, UNC, UNF	HSSE	584
269		HY-PRO[®] OIL-TiN-POT	M6 - M20	DIN OAL, M, MF	HSSE	585
11015		HY-PRO[®] AERO-F	No.4 - 1"	UNC, UNF	HSS-Co	586-590
11115		HY-PRO[®] AERO-F	M3 - M14	MF, M	HSS-Co	591-592





List No.	P					M			K	N		S		H			
	Steel					Stainless Steel			Cast Iron	Non-Ferrous		HRSA		Hardened Steel			
	Carbon Steel			Alloy Steel	Die Steel					Aluminum		Nickel Alloy	Titanium				
	Low	Medium	High			6061	Casting	7075		7075	Inconel			6Al4V (30 HRC)			
1010	1035	1065	4140	4340	300	400	17-4 PH	6061	7075	Casting	Inconel	6Al4V (30 HRC)	~35 HRC	35-45 HRC	45-50 HRC	50-70 HRC	

Spiral Pointed Taps (Continued)

16535	⊙	⊙	⊙	⊙	○	⊙	⊙	⊙	○	○	○			⊙			
16530	⊙	⊙	⊙	⊙	○	⊙	⊙	⊙	○	○	○			⊙			
337Ni								○					⊙			○	
338Ni								○					⊙			○	
312TI				○				○					⊙	⊙	○	○	
344TI				○				○					⊙	⊙	○	○	
316TI				○				○					⊙	⊙	○	○	
347TI				○				○					⊙	⊙	○	○	
312NI								○					⊙	○	○	○	
344NI								○					⊙	○	○	○	
312				⊙	○		○	⊙					○	○	⊙	○	
344				⊙	○		○	⊙					○	○	⊙	○	
316				⊙	○		○	⊙					○	○	⊙	○	
350				⊙	○		○	⊙					○	○	⊙	○	
300	⊙	○	○			⊙	⊙	○									
342	⊙	○	○			⊙	⊙	○									
306	⊙	○	○			⊙	⊙	○									
346	⊙	○	○			⊙	⊙	○									
397	⊙	○	○			⊙	⊙	○									
320	○	○	⊙	⊙	⊙	○	○	○	○	○	○			○			
250	○	○	⊙	⊙	○	○	○	○	○					○			
259	○	○	⊙	⊙	○	○	○	○	○					○			
260	○	○	⊙	⊙	⊙	○	○	○	○	○	○			○			
269	○	○	⊙	⊙	⊙	○	○	○	○	○	○			○			
11015	⊙	⊙	⊙	○	○	⊙	⊙	○	○	○	○	○	○	○			
11115	⊙	⊙	⊙	○	○	⊙	⊙	○	○	○	○	○	○	○			

○ good ⊙ best

ABOUT OSG

DRILLING

THREADING

MILLING

HOLDERS

INDEX





List	Item	Brand & List Name	Size Range	Features	Product Page/ Tech Page
------	------	-------------------	------------	----------	----------------------------

Spiral Pointed Taps (Continued)

11016		HY-PRO® AL-DIN-POT	No.2 - 1/2"	DIN OAL, UNC, UNF	HSSE	593
11116		HY-PRO® AL-DIN-POT	M3 - M12	DIN OAL, M, MF	HSSE	594
11017		HY-PRO® V-DIN	No.4 - 1/2"	DIN OAL, UNC, UNF	HSSE	595
11117		HY-PRO® V-DIN-POT	M3 - M12	DIN OAL, M	HSSE	596
280		HY-PRO® POT	No.2 - 1-1/2"	UNC, UNF, UN	HSSE	597-603
289		HY-PRO® POT	M3 - M30	M, MF	HSSE	604-605
287		HY-PRO® SEVEN POT	No. 0 - 1/2"	UNC, UNF	HSS	606-608
288		HY-PRO® SEVEN POT	M3 - M12	M	HSS	609
105		OSG GENERAL PURPOSE-POT	No.0 - 3/4"	UNC, UNF, NS	HSS	610-616
105B		OSG GENERAL PURPOSE-POT	No.0 - 7/16"	UNC, UNF	HSS	617-618
105A		OSG GENERAL PURPOSE- POT ASSEMBLY	No.4 - 1/2"	Assembly Type Taps, UNC, UNF	HSS	619
105+		OSG GENERAL PURPOSE-POT H7	No.4 - No.10	H7 Taps, UNC, UNF	HSS	620
105H		OSG GENERAL PURPOSE- POT +.005 OVERSIZE	No. 6 - 3/4"	+.005 OVERSIZE, UNC, UNF	HSS	621-622
142H		OSG GENERAL PURPOSE- POT +.005 OVERSIZE	M4 - M12	+.005 OVERSIZE, M	HSS	623
142		OSG GENERAL PURPOSE-POT	M1.6 - M20	M, MF	HSS	624-625
122		OSG EX-POT	M3 - M24	JIS, M, MF	HSSE	626
917		OSG GENERAL PURPOSE-LS-POT	No.4 - 5/8"	Long Shank, UNC, UNF	HSS	627
11118		OSG GENERAL PURPOSE-LS-POT	M4 - M12	Extended Length, M	HSS	628
S111		OSG GENERAL PURPOSE- POT MINIATURE	No.00	Miniature, NS	HSS	629

Straight Fluted Taps

16615		A Brand A-CHT	No.12 - 5/8"	DIN OAL, UNC, UNF	CARBIDE	630
16610		A Brand A-CHT	M5 - M16	DIN OAL, M, MF	CARBIDE	631
311		EXOCARB® VX-OT	No.4 - 1/2"	DIN OAL, UNC, UNF	CARBIDE	632
341		EXOCARB® VX-OT	M2.6 - M20	JIS, M, MF	CARBIDE	633
10051		EXOTAP® VCX V-XPM-HT	No. 6 - 1"	UNC, UNF	XPM	642
11051		EXOTAP® VCX V-XPM-HT	M3 - M24	M, MF	XPM	643





List No.	P					M			K	N		S		H			
	Steel					Stainless Steel			Cast Iron	Non-Ferrous		HRSA		Hardened Steel			
	Carbon Steel			Alloy Steel	Die Steel					Aluminum		Nickel Alloy	Titanium				
	Low	Medium	High			6061	Casting	Inconel		6Al4V (30 HRC)	~35 HRC			35-45 HRC	45-50 HRC	50-70 HRC	
1010	1035	1065	4140	4340	300	400	17-4 PH	7075									

Spiral Pointed Taps (Continued)

11016										⊙	⊙						
11116										⊙	⊙						
11017	⊙	⊙	⊙	⊙	⊙	⊙	⊙	○	⊙					○			
11117	⊙	⊙	⊙	⊙	⊙	⊙	⊙	○	⊙					○			
280	○	⊙	⊙	⊙	○	○	○	○	○					○			
289	○	⊙	⊙	⊙	○	○	○	○	○					○			
287	⊙	⊙								○	○						
288	⊙	⊙								○	○						
105	○	○	○						○	○	○						
105B	○	○	○						○	○	○						
105A	○	○	○						○	○	○						
105+	○	○	○						○	○	○						
105H	○	○	○						○	○	○						
142H	○	○	○						○	○	○						
142	○	○	○						○	○	○						
122	○	○	○						○	○	○						
917	○	○	○						○	○	○						
11118	○	○	○						○	○	○						
S111	○	○	○						○	○	○						

Straight Fluted Taps

16615									⊙		⊙						
16610									⊙		⊙						
311														○		⊙	
341														○		⊙	
10051				○										⊙			
11051				○										⊙			

○ good ⊙ best





List	Item	Brand & List Name	Size Range	Features	Product Page/ Tech Page
------	------	-------------------	------------	----------	----------------------------

Straight Fluted Taps (Continued)

305		EXOTAP MOLD-HT	No.4 - 3/4"	UNC, UNF	Inch	HSS-Co	BR		644
10052		EXOTAP DC VP-DC-HT	1/4" - 1"	DIN OAL, UNC, UNF	Inch	VC10	V		645
11052		EXOTAP DC VP-DC-HT	M6 - M24	DIN OAL, M, MF	Metric	VC10	V		646
10053		EXOTAP DC-OIL VPO-DC-HT	1/4" - 1"	DIN OAL, UNC, UNF	Inch	VC10	V		647
11053		EXOTAP DC-OIL VPO-DC-HT	M6 - M24	DIN OAL, M, MF	Metric	VC10	V		648
11054		EXOTAP DC VP-DC-HT	M6 - M10	DIN Shank, DIN OAL, M	Metric	VC10	V		649
11055		EXOTAP DC-OIL VPO-DC-HT	M6-M12	DIN Shank, DIN OAL, M	Metric	VC10	V		650
10056		EXOTAP DC VP-DC-HT	1/4" - 3/4"	UNC, UNF	Inch	VC10	V		651
11056		EXOTAP DC VP-DC-HT	M6 - M14	M, MF	Metric	VC10	V		652
10057		EXOTAP DC-OIL VPO-DC-HT	1/4" - 1/2"	UNC, UNF	Inch	VC10	V		653
11057		EXOTAP DC-OIL VPO-DC-HT	M6 - M14	M, MF	Metric	VC10	V		654
240		HY-PRO DC EX-DC-HT	No.2 - 1/2"	UNC, UNF	Inch	HSSE	BR	N	655-656
241		HY-PRO DC EX-DC-HT	M3 - M12	M, MF	Metric	HSSE	N		657
101C		OSG GENERAL PURPOSE-HT	1/4" - 3/4"	UNC, UNF	Inch	HSS	N S/O		658-659
141C		OSG GENERAL PURPOSE-HT	M6 - M12	M	Metric	HSS	N S/O		660
101		OSG GENERAL PURPOSE-HT	1/4" - 1-1/2"	UNC, UNF, UNS, UN, NS	Inch	HSS	BR	S/O TiN TiCN	661-669
102		OSG GENERAL PURPOSE-HT	No.0 - No.12	UNC, UNF, NS	Inch	HSS	BR	S/O TiN TiCN	670-675
101H		OSG GENERAL PURPOSE- HT +.005 OVERSIZE	1/4" - 3/4"	+.005 OVERSIZE, UNC, UNF	Inch	HSS	BR	S/O TiCN	676
102H		OSG GENERAL PURPOSE- HT +.005 OVERSIZE	No.6 - No.10	+.005 OVERSIZE, UNC, UNF	Inch	HSS	BR	S/O	677
103		OSG GENERAL PURPOSE-HT	No.8 - 1/2"	Three Flutes, UNC, UNF	Inch	HSS	BR	S/O TiN	678-679
104		OSG GENERAL PURPOSE-HT	No.2 - 5/16"	Two Flutes, UNC, UNF	Inch	HSS	BR	S/O	680-681
101N		OSG GENERAL PURPOSE-HT	No.12 - 1"	UNEF	Inch	HSS	BR		682
141		OSG GENERAL PURPOSE-HT	M1.6 - M36	M, MF	Metric	HSS	BR	S/O	683-685
121		OSG GENERAL PURPOSE-HT	M2 - M36	JIS, M, MF	Metric	HSS	BR	S/O	686-688
916		OSG GENERAL PURPOSE-LS-HT	1/4" - 3/4"	Pulley Taps, Long Shank, UNC	Inch	HSS	S/O		689
S110		OSG GENERAL PURPOSE- HT MINIATURE	No.000 - No.00	Miniature, NS	Inch	HSS	BR		690
180		OSG GENERAL PURPOSE- HT 8 PITCH	1-1/8" - 2-1/4"	8 Pitch, UNC, UN	Inch	HSS	BR		692
101L		OSG GENERAL PURPOSE- HT LEFT HAND	No.6 - 1"	Left Hand, UNC, UNF	Inch	HSS	BR		693-694





List No.	P					M			K Cast Iron	N		S		H			
	Steel					Stainless Steel				Non-Ferrous		HRSA		Hardened Steel			
	Carbon Steel			Alloy Steel	Die Steel					Aluminum		Nickel Alloy	Titanium				
	Low	Medium	High			300	400	17-4 PH		6061 7075	Casting			Inconel	6Al4V (30 HRC)		
	1010 1018	1035 1045	1065	4140 4340										~35 HRC	35-45 HRC	45-50 HRC	50-70 HRC

Straight Fluted Taps (Continued)

305				○	⊙										⊙	○		
10052									⊙		⊙							
11052									⊙		⊙							
10053									⊙		⊙							
11053									⊙		⊙							
11054									⊙		⊙							
11055									⊙		⊙							
10056									⊙		⊙							
11056									⊙		⊙							
10057									⊙		⊙							
11057									⊙		⊙							
240									⊙	○	⊙							
241									⊙	○	⊙							
101C									⊙		⊙							
141C									⊙		⊙							
101	○	○	○						○	○	○							
102	○	○	○						○	○	○							
101H	○	○	○						○	○	○							
102H	○	○	○						○	○	○							
103	○	○	○						○	○	○							
104	○	○	○						○	○	○							
101N	○	○	○						○	○	○							
141	○	○	○						○	○	○							
121	○	○	○						○	○	○							
916	○	○	○						○									
S110	○	○	○						○	○	○							
180	○	○	○						○	○	○							
101L	○	○	○						○	○	○							

○ good ⊙ best





List	Item	Brand & List Name	Size Range	Features	Product Page	Tech Page
------	------	-------------------	------------	----------	--------------	-----------

Straight Fluted Taps (Continued)

329		EXOCARB® DIA-OTT	No.4 - 1/2"	UNJC, UNJF, DIN OAL, UNC, UNF		634
359		EXOCARB® DIA-OTT	M3 - M12	JIS, M		635
319		EXOCARB® CHT	No.4 - 1/2"	DIN OAL, UNC, UNF		636
10059		EXOCARB® CHT	No.10 - 3/8"	UNC, UNF		637
10061		EXOCARB® CHT	M3 - M10	DIN OAL, M, MF		638
349		EXOCARB® CHT	M1.4 - M24	JIS, M, MF		639-640
356		EXOCARB® LT-OTT	M6 - M12	JIS, Long Shank, M, MF		641
114		OSG GENERAL PURPOSE-HT	No.2 - 1/4"	For Plastics, UNC, UNF		691

List	Item	Brand & List Name	Size Range	Features	Product Page	Tech Page
------	------	-------------------	------------	----------	--------------	-----------

Screw Thread Insert (STI) Taps

16260		EXOPRO® HL-S-XPF STI	No.2 - 1"	Forming Tap, DIN OAL, UNC STI, UNF STI		695-696
16360		EXOPRO® HL-S-XPF STI	M2 - M24	Forming Tap, DIN OAL, M STI		697
315TI		EXOTAP® VC-10 V-HL-TI-SFT STI	No.2 - 1/2"	Spiral Fluted, UNC STI, UNF STI		698
315NI		EXOTAP® VC-10 V-HL-NI-SFT STI	No.2 - 1/2"	Spiral Fluted, UNC STI, UNF STI		699
315		EXOTAP® VC-10 V-HL-SFT STI	No.2 - 1"	Spiral Fluted, UNC STI, UNF STI		700-702
345STI		EXOTAP® VC-10 SFT STI	M2 - M24	Spiral Fluted, M STI		703
302		EXOTAP® VA-3 SFT STI	No.2 - 1"	Spiral Fluted, UNC STI, UNF STI		704-708
343STI		EXOTAP® VA-3 SFT STI	M2 - M24	Spiral Fluted, M STI		709
13039		HY-PRO® AL-SFT STI	No.2 - 1/2"	Spiral Fluted, UNC STI, UNF STI		710
S108		OSG GENERAL PURPOSE-SFT STI	No.2 - 1"	Spiral Fluted, UNC STI, UNF STI		711-712
S109		OSG GENERAL PURPOSE-SFT STI	M2 - M24	Spiral Fluted, M STI		713
314TI		EXOTAP® VC-10 V-HL-TI-POT STI	No.2 - 1/2"	Spiral Pointed, UNC STI, UNF STI		714





List No.	P					M			K	N			S		Other			
	Steel					Stainless Steel			Cast Iron	Non-Ferrous			HRSA		Fiberglass	Cobalt-Chrome	Thermo-Plastics	Thermo-setting Plastics
	Carbon Steel			Alloy Steel	Die Steel					Aluminum		MMC (Metal Matrix Composites)	Copper Alloys	Nickel Alloy				
	Low	Med.	High			300	400	17-4 PH	6061 7075	Casting	Inconel				6Al4V (30 HRC)			
	1010 1018	1035 1045	1065	4140 4340														

Straight Fluted Taps (Continued)

329										⊙	⊙	⊙	○			⊙			
359										⊙	⊙	⊙	○			⊙			
319									⊙	⊙	⊙		⊙			○	⊙		
10059									⊙	⊙	⊙		⊙			○	⊙		
10061									⊙	⊙	⊙		⊙			○	⊙		
349									⊙	⊙	⊙		⊙			○	⊙		
356									⊙	⊙	⊙		⊙			○	⊙		
114																		⊙	⊙

○ good ⊙ best

List No.	P					M			K	N		S		H				
	Steel					Stainless Steel			Cast Iron	Non-Ferrous		HRSA		Hardened Steel				
	Carbon Steel			Alloy Steel	Die Steel					Aluminum		Nickel Alloy	Titanium					
	Low	Medium	High			300	400	17-4 PH	6061 7075	Casting	Inconel			6Al4V (30 HRC)	~35 HRC	35-45 HRC	45-50 HRC	50-70 HRC
	1010 1018	1035 1045	1065	4140 4340														

Screw Thread Insert (STI) Taps

16260	⊙	⊙	⊙	⊙	⊙	⊙	⊙	⊙		⊙	⊙	○	○	⊙	○			
16360	⊙	⊙	⊙	⊙	⊙	⊙	⊙	⊙		⊙	⊙	○	○	⊙	○			
315TI				○				○				○	⊙	○	○			
315NI								○				⊙	○	○	○			
315				⊙	○		○	⊙				○	○	⊙	○			
345STI				⊙	○		○	⊙				○	○	⊙	○			
302	⊙	○	○			⊙	⊙	○										
343STI	⊙	○	○			⊙	⊙	○										
13039										⊙	⊙							
S108	○	○	○					○		○	○							
S109	○	○	○					○		○	○							
314TI				○				○				○	⊙	○	○			

○ good ⊙ best





List	Item	Brand & List Name	Size Range	Features	Product Page	Tech Page
------	------	-------------------	------------	----------	--------------	-----------

Screw Thread Insert (STI) Taps (Continued)

314NI		EXOTAP ® VC-10 V-HL-Ni-POT STI	No.2 - 1/2"	Spiral Pointed, UNC STI, UNF STI	VC10 STI	715
314		EXOTAP ® VC-10 POT STI	No.2 - 1"	Spiral Pointed, UNC STI, UNF STI	VC10 STI	716-718
344STI		EXOTAP ® VC-10 POT STI	M2 - M24	Spiral Pointed, M STI	VC10 STI	719
301		EXOTAP ® VA-3 POT STI	No.2 - 1"	Spiral Pointed, UNC STI, UNF STI	HSSE STI	720-722
342STI		EXOTAP ® VA-3 POT STI	M2 - M24	Spiral Pointed, M STI	HSSE STI	723
11036		HY-PRO® AL-POT STI	No.2 - 1/2"	Spiral Pointed, UNC STI, UNF STI	HSSE STI	724
125		OSG GENERAL PURPOSE-POT STI	No.2 - 1"	Spiral Pointed, UNC STI, UNF STI	HSS STI	725-726
127		OSG GENERAL PURPOSE-POT STI	M2 - M24	Spiral Pointed, M STI	HSS STI	727
126		OSG GENERAL PURPOSE-HT STI	No.2 - 1"	Straight Fluted, UNC STI, UNF STI	HSS STI	728-730
128		OSG GENERAL PURPOSE-HT STI	M2 - M24	Straight Fluted, M STI	HSS STI	731

Pipe Taps

16570		A Brand A-NPT	1/16" - 1"	Interrupted, NPT	HSSE	732
16575		A Brand A-LT-NPT	1/16" - 1"	Interrupted, Long Shank, NPT	HSSE	733
16590		A Brand A-NPS	1/16" - 1"	NPS	HSSE	734
16585		A Brand A-BSPT	1/8" - 1"	BSPT	HSSE	735
16580		A Brand A-BSPP	1/8" - 1"	BSPP	HSSE	736
308		EXOPIPE NPT	1/16" - 1"	NPT	HSSE	737
318		EXOPIPE NPTF	1/16" - 1"	NPTF	HSSE	738
12053		HY-PRO® NPT	1/8" - 1"	Interrupted, NPT	HSSE	739
12054		HY-PRO® NPTF	1/8" - 1"	Interrupted, NPTF	HSSE	740
328		EXOTAP ® MOLD NPT/ANPT	1/8" - 3/4"	NPT, ANPT	HSS-Co	741
108		OSG GENERAL PURPOSE-NPT/ANPT	1/16" - 2"	NPT, ANPT	HSS	742
108AL		OSG GENERAL PURPOSE-NPT	1/8" - 1"	NPT	HSS	743
118		OSG GENERAL PURPOSE-NPTF	1/16" - 2"	NPTF	HSS	744
108G		OSG GENERAL PURPOSE-NPT/NPTF/ANPT	1/8" - 2"	Interrupted, NPT, NPTF, ANPT	HSS	745-746
S125		OSG GENERAL PURPOSE-NPT/NPTF SHORT PROJECTION	1/8" - 1"	Short Projection, NPT, NPTF, ANPT	HSS	747





List No.	P					M			K	N		S		H			
	Steel					Stainless Steel			Cast Iron	Non-Ferrous		HRSA		Hardened Steel			
	Carbon Steel			Alloy Steel	Die Steel					Aluminum		Nickel Alloy	Titanium				
	Low	Medium	High			6061	Casting	Inconel		6Al4V (30 HRC)	~35 HRC			35-45 HRC	45-50 HRC	50-70 HRC	
1010	1035	1045	1065	4140	4340	300	400	17-4 PH	7075								

Screw Thread Insert (STI) Taps (Continued)

314NI								○				⊗	○	○	○		
314				⊗	○		○	⊗				○	○	⊗	○		
344STI				⊗	○		○	⊗				○	○	⊗	○		
301	⊗	○	○			⊗	⊗	○									
342STI	⊗	○	○			⊗	⊗	○									
11036										⊗	⊗						
125	○	○	○					○	○	○							
127	○	○	○					○	○	○							
126	○	○	○					○	○	○							
128	○	○	○					○	○	○							

Pipe Taps

16570	⊗	⊗	⊗	⊗	○	○	○		○		⊗		○	⊗			
16575	⊗	⊗	⊗	⊗	○	○	○		○		⊗		○	⊗			
16590	⊗	⊗	⊗	⊗	○	○	○		○		⊗		○	⊗			
16585	⊗	⊗	⊗	⊗	○	○	○		○		⊗		○	⊗			
16580	⊗	⊗	⊗	⊗	○	○	○		○		⊗		○	⊗			
308	○	○				⊗	⊗	⊗									
318	○	○				⊗	⊗	⊗									
12053	○	⊗	⊗	⊗	⊗	○	○	○	○					○	○		
12054	○	⊗	⊗	⊗	⊗	○	○	○	○					○	○		
328	○	○	○	⊗	⊗	○	○	○						⊗	○		
108	○	○	○						○	○	○						
108AL										⊗	⊗						
118	○	○	○						○	○	○						
108G	○	○	○						○	○	○						
S125	○	○	○						○	○	○						














○ good ⊗ best

















List	Item	Brand & List Name	Size Range	Features	Product Page	Tech Page
------	------	-------------------	------------	----------	--------------	-----------














Pipe Taps (Continued)

12006		OSG GENERAL PURPOSE-NPTF SHORT PROJECTION	1/8" - 3/4"	Special Short Projection, NPTF	  	748
12007		OSG GENERAL PURPOSE-NPT	1/8" - 3/4"	NPT	  	749
109		OSG GENERAL PURPOSE-NPS/NPSF	1/8" - 1"	NPS, NPSF	   	750

Round Dies

134		OSG ROUND DIE	No. 0 - 1-1/2"	Solid & Adjustable Round Split Dies, UNC, UNF, UNEF, UNS, UN	  	751-753
134P		OSG ROUND DIE NPT	1/8" - 1/2"	Solid & Adjustable Round Split Dies, Taper Pipe, NPT	  	754
135		OSG ROUND DIE	M2 - M30	Adjustable Round Split Dies, M, MF	  	755

Thread Gages

15001		OSG THREAD GAGE-CLASS 2B	No.2 - 1-1/2"	Go/NOGO Set, Class 2B, UNC, UNF, NS	  	756
15002		OSG THREAD GAGE-CLASS 6H	M3 - M24	Go/NOGO Set, Class 6H, M, MF	  	757
15003		OSG THREAD GAGE-CLASS 3B	No.2 - 1"	Go/NO GO Set, Class 3B, UN(J)C, UN(J)F	   	758





List No.	P					M			K	N		S		H			
	Steel					Stainless Steel			Cast Iron	Non-Ferrous		HRSA		Hardened Steel			
	Carbon Steel			Alloy Steel	Die Steel					Aluminum		Nickel Alloy	Titanium				
	Low	Medium	High			6061	Casting	Inconel		6Al4V (30 HRC)							
	1010	1035	1065	4140	Die Steel	300	400	17-4 PH	6061	Casting	Inconel	6Al4V (30 HRC)	~35 HRC	35-45 HRC	45-50 HRC	50-70 HRC	
	1018	1045	1065	4340					7075								

Pipe Taps (Continued)

12006	○	○	○						○	○	○						
12007	○	○	○						○	○	○						
109	○	○	○						○	○	○						

○ good ⊗ best





A Brand AT-1

Advanced Performance One Pass Thread Mill

ABOUT OSG

DRILLING

THREADING

MILLING

HOLDERS

INDEX

List 16625

A BRAND AT-1



THREAD MILL

SPEED FEED
789


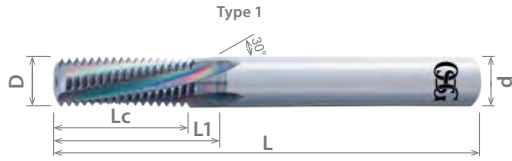
CARBIDE

EgiAs

11°

SHANK
h6

PACKED
1 PIECE




EDP Number	Thread Size	Diameter		Overall Length	Length of Cut	Neck Length	Shank Diameter	Number of Flutes	Type
		D (Inch)	L (Inch)	Lc (Inch)	L1 (Inch)	d (Inch)			
1662500217	●	1/4 - 32 UNEF	0.179	3.000	0.563	0.625	0.250	4	1
1662500017	●	1/4 - 20 UNC	0.179	3.000	0.600	0.700	0.250	4	1
1662500117	●	1/4 - 28 UNF	0.179	3.000	0.607	0.680	0.250	4	1
1662500517	●	5/16 - 32 UNEF	0.224	3.000	0.688	0.750	0.250	4	1
1662500417	●	5/16 - 24 UNC	0.224	3.000	0.750	0.833	0.250	4	1
1662500317	●	5/16 - 18 UNC	0.224	3.000	0.778	0.889	0.250	4	1
1662500817	●	3/8 - 32 UNEF	0.264	3.500	0.813	0.875	0.313	4	1
1662500617	●	3/8 - 16 UNC	0.264	3.500	0.875	1.000	0.313	4	1
1662500717	●	3/8 - 24 UNF	0.264	3.500	0.875	0.958	0.313	4	1
1662501117	●	7/16 - 28 UNEF	0.303	3.500	0.964	-	0.313	4	2
1662501017	●	7/16 - 20 UNF	0.303	3.500	1.000	-	0.313	4	2
1662500917	●	7/16 - 14 UNC	0.303	3.500	1.071	-	0.313	4	2
1662501317	●	1/2 - 20 UNF	0.343	3.500	1.100	1.200	0.375	5	1
1662501417	●	1/2 - 28 UNEF	0.343	3.500	1.107	1.178	0.375	5	1
1662501217	●	1/2 - 13 UNC	0.343	3.500	1.154	1.308	0.375	5	1
1662501717	●	9/16 - 24 UNEF	0.382	5.000	1.250	1.333	0.500	5	1
1662501617	●	9/16 - 18 UNF	0.382	5.000	1.278	1.389	0.500	5	1
1662501517	●	9/16 - 12 UNC	0.382	5.000	1.333	1.500	0.500	5	1
1662502017	●	5/8 - 24 UNEF	0.421	5.000	1.374	1.458	0.500	5	1
1662501917	●	5/8 - 18 UNF	0.421	5.000	1.389	1.500	0.500	5	1
1662501817	●	5/8 - 11 UNC	0.421	5.000	1.454	1.636	0.500	5	1
1662502317	●	3/4 - 20 UNEF	0.461	5.000	1.600	1.700	0.500	5	1
1662502217	●	3/4 - 16 UNF	0.461	5.000	1.626	1.750	0.500	5	1
1662502117	●	3/4 - 10 UNC	0.461	5.000	1.700	1.900	0.500	5	1
1662502617	●	7/8 - 20 UNEF	0.539	5.500	1.850	1.950	0.625	5	1
1662502517	●	7/8 - 14 UNF	0.539	5.500	1.928	2.071	0.625	5	1
1662502417	●	7/8 - 9 UNC	0.539	5.500	2.000	2.222	0.625	5	1
1662502917	●	1 - 20 UNEF	0.736	6.000	2.100	2.200	0.750	6	1
1662502817	●	1 - 12 UNF	0.736	6.000	2.167	2.334	0.750	6	1
1662502717	●	1 - 8 UNC	0.736	6.000	2.250	2.500	0.750	6	1

● Stocked ○ Available Upon Request; MOQ May Apply ▲ Globally Stocked

Note: For internal threads only.



For more information on thread mill applications, including ThreadPro software, visit: osgtool.com/ThreadPro.



P					M			K	N		S		H			
Steel					Stainless Steel			Cast Iron	Non-Ferrous		HRSA		Hardened Steel			
Carbon Steel			Alloy Steel	Die Steel					Aluminum		Nickel Alloy	Titanium				
Low	Medium	High			300	400	17-4 PH		6061 7075	Casting			Inconel	6Al4V (30 HRC)	~35 HRC	35-45 HRC
1010	1035	1065	4140	4340	○	○	○	○	○	○			○	○		
1018	1045				○	○	○	○	○	○			○	○		

○ Good ○ Best





List 16620

A BRAND AT-1



THREAD MILL

SPEED FEED
789

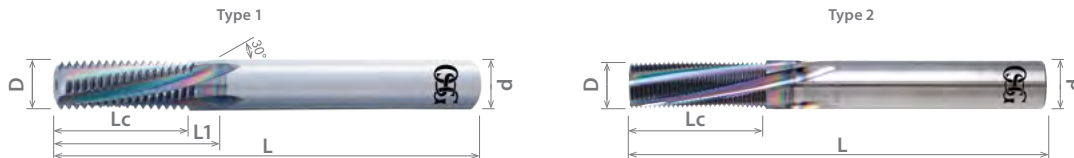
CARBIDE

EgiAs

11°

SHANK
h6

PACKED
1 PIECE



EDP Number	Thread Size	Diameter		Overall Length	Length of Cut		Neck Length	Shank Diameter	Number of Flutes	Type
		D (mm)	L (mm)	Lc (mm)	L1 (mm)	d (mm)				
8331000	M6 x 0.75	4.50	75.00	13.50	16.00	6.00	4	1		
8331001	M6 x 1	4.50	75.00	14.00	16.00	6.00	4	1		
8331003	M8 x 1	5.70	75.00	18.00	-	6.00	4	2		
8331004	M8 x 1.25	5.70	75.00	18.75	-	6.00	4	2		
8331005	M10 x 1	7.70	85.00	22.00	-	8.00	4	2		
8331006	M10 x 1.25	7.70	85.00	22.50	-	8.00	4	2		
8331007	M10 x 1.5	7.70	85.00	24.00	-	8.00	4	2		
8331008	M12 x 1	9.70	100.00	26.00	-	10.00	5	2		
8331009	M12 x 1.25	9.70	100.00	27.50	-	10.00	5	2		
8331010	M12 x 1.5	9.70	100.00	27.00	-	10.00	5	2		
8331011	M12 x 1.75	9.70	100.00	28.00	-	10.00	5	2		
8331015	M14 x 1.5	10.70	120.00	31.50	34.50	12.00	5	1		
8331016	M14 x 2	9.70	100.00	32.00	-	10.00	5	2		
8331018	M16 x 1.5	13.70	135.00	36.00	39.00	16.00	5	1		
8331019	M16 x 2	11.70	120.00	36.00	-	12.00	5	2		
8331020	M18 x 2.5	11.70	120.00	42.50	-	12.00	5	2		
8331021	M20 x 1.5	15.70	135.00	43.50	-	16.00	5	2		
8331022	M20 x 2.5	13.70	135.00	45.00	50.00	16.00	5	1		
8331024	M24 x 2	19.70	150.00	52.00	-	20.00	6	2		
8331025	M24 x 3	19.70	150.00	54.00	-	20.00	6	2		

● Stocked ○ Available Upon Request; MOQ May Apply ▲ Globally Stocked
Note: For internal threads only.



For more information on thread mill applications, including ThreadPro software, visit: osgtool.com/ThreadPro.

P					M			K	N		S		H			
Steel					Stainless Steel			Cast Iron	Non-Ferrous		HRSA		Hardened Steel			
Carbon Steel			Alloy Steel	Die Steel					Aluminum		Nickel Alloy	Titanium				
Low	Medium	High			300	400	17-4 PH		6061	Casting			Inconel	6Al4V	~35 HRC	35-45 HRC
1010	1035	1065	4140	4340	○	○	○	○	○	○			○	○		
1018	1045				○	○	○	○	○	○						

○ Good ○ Best





A Brand AT-1

Advanced Performance One Pass Thread Mill

ABOUT OSG

DRILLING

THREADING

MILLING

HOLDERS

INDEX

List 16630

A BRAND AT-1, NPT



THREAD MILL

SPEED FEED
789


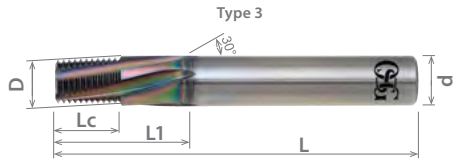
CARBIDE

EgiAs

11°

SHANK
h6

PACKED
1 PIECE



EDP Number	Thread Size	Diameter		Overall Length		Length of Cut		Neck Length		Shank Diameter		Number of Flutes	Type
		D (Inch)	L (Inch)	Lc (Inch)	L1 (Inch)	d (Inch)							
1663000017	● 1/16 - 27 NPT	0.223	3.000	0.407	0.480	0.250						4	3
1663000117	● 1/8 - 27 NPT	0.302	3.500	0.407	-	0.313						4	4
1663000217	● 1/4 - 18 NPT	0.381	3.500	0.611	0.720	0.500						5	3
1663000317	● 3/8 - 18 NPT	0.461	3.500	0.611	0.720	0.500						5	3
1663000417	● 1/2 - 14 NPT	0.617	4.000	0.786	-	0.625						5	4
1663000517	● 1 - 11.5 NPT	0.737	4.000	0.957	-	0.750						6	4

● Stocked ○ Available Upon Request; MOQ May Apply ▲ Globally Stocked

Note: For internal threads only.



For more information on thread mill applications, including ThreadPro software, visit: osgtool.com/ThreadPro.



P					M			K	N		S		H				
Steel					Stainless Steel			Cast Iron	Non-Ferrous		HRSA		Hardened Steel				
Carbon Steel			Alloy Steel	Die Steel	Aluminum		Nickel Alloy		Titanium								
Low	Medium	High			6061	7075				Casting	Inconel	6Al4V (30 HRC)	~35 HRC	35-45 HRC	45-50 HRC	50-70 HRC	
1010	1035	1065	4140	4340	300	400	17-4 PH		6061	7075	Casting	Inconel	6Al4V (30 HRC)	~35 HRC	35-45 HRC	45-50 HRC	50-70 HRC
○	○	○	○		○	○	○	○	○	○				○	○		

○ Good ○ Best





List 16631

A BRAND AT-1, NPTF



THREAD MILL

SPEED FEED
789



CARBIDE

EgiAs

11°

SHANK
h6

PACKED
1 PIECE



EDP Number	Thread Size	Diameter		Overall Length	Length of Cut	Neck Length	Shank Diameter	Number of Flutes	Type
		D (Inch)	L (Inch)	Lc (Inch)	L1 (Inch)	d (Inch)			
1663100017	● 1/16 - 27 NPTF	0.223	3.000	0.407	0.480	0.250	4	3	
1663100117	● 1/8 - 27 NPTF	0.302	3.500	0.407	-	0.313	4	4	
1663100217	● 1/4 - 18 NPTF	0.381	3.500	0.611	0.720	0.500	5	3	
1663100317	● 3/8 - 18 NPTF	0.459	3.500	0.611	0.720	0.500	5	3	
1663100417	● 1/2 - 14 NPTF	0.617	4.000	0.786	-	0.625	5	4	
1663100517	● 1 - 11.5 NPTF	0.737	4.000	0.957	-	0.750	6	4	

● Stocked ○ Available Upon Request; MOQ May Apply ▲ Globally Stocked
Note: For internal threads only.



ABOUT OSG

DRILLING

THREADING

MILLING

HOLDERS

INDEX

For more information on thread mill applications, including ThreadPro software, visit: osgtool.com/ThreadPro.



P					M			K	N		S		H					
Steel					Stainless Steel			Cast Iron	Non-Ferrous		HRSA		Hardened Steel					
Carbon Steel			Alloy Steel	Die Steel	Aluminum		Nickel Alloy		Titanium									
Low	Medium	High			6061	7075				Casting	Inconel	6Al4V (30 HRC)	~35 HRC	35-45 HRC	45-50 HRC	50-70 HRC		
1010	1035	1065	4140	4340	300	400	17-4 PH											
○	○	○	○		○	○	○	○	○	○			○	○				

○ Good ○ Best





List 16640

A BRAND AT-2, Straight Flute, End Cut



THREAD MILL

SPEED FEED
790

CARBIDE

DUROREY


4 FLUTE

0°

LH

SHANK
h6

PACKED
1 PIECE



EDP Number	Thread Size	Diameter		Overall Length		Length of Cut		Neck Length		Shank Diameter		Coolant-Through
		D (mm)	L (mm)	Lc (mm)	L1 (mm)	d (mm)	d (mm)					
8331200	●	M3 x 0.5	2.40	50.00	1.50	7.25	6.00	-	-	-	-	
8331201	●	M4 x 0.7	3.10	50.00	2.10	9.75	6.00	-	-	-	-	
8331202	●	M5 x 0.8	4.00	50.00	2.40	12.00	6.00	-	-	-	-	
8331203	●	M6 x 1	4.60	50.00	3.00	14.50	6.00	-	-	-	-	
8331204	●	M8 x 1.25	6.20	70.00	3.75	19.13	10.00	-	-	-	-	
8331205	●	M10 x 1.5	7.50	70.00	4.50	23.75	10.00	●	-	-	-	
8331206	●	M12 x 1.75	9.00	80.00	5.25	28.38	10.00	●	-	-	-	

● Stocked ○ Available Upon Request; MOQ May Apply ▲ Globally Stocked
Note: For internal threads only.



ABOUT OSG

DRILLING


THREADING

MILLING

HOLDERS

INDEX

For more information on thread mill applications, including ThreadPro software, visit: osgtool.com/ThreadPro.



P					M			K	N		S		H					
Steel					Stainless Steel			Cast Iron	Non-Ferrous		HRSA		Hardened Steel					
Carbon Steel			Alloy Steel	Die Steel	Aluminum		Nickel Alloy		Titanium									
Low	Medium	High			6061	Casting				Inconel	6Al4V (30 HRC)	~35 HRC	35-45 HRC	45-50 HRC	50-70 HRC			
1010	1035	1065	4140		300	400	17-4 PH		6061									
1018	1045		4340						7075									

○ Good ○ Best





A Brand AT-2 R-SPEC

Advanced Performance End-Cutting Thread Mill for Non-Ferrous Materials

ABOUT OSG

DRILLING

THREADING


MILLING

HOLDERS

INDEX

List 16647

A BRAND AT-2 R-SPEC, End Cut




EDP Number	Thread Size	Diameter		Overall Length		Length of Cut		Neck Length		Shank Diameter	Coolant-Through
		D (Inch)	L (Inch)	Lc (Inch)	L1 (Inch)	d (Inch)					
1664700009	●	No. 4 - 40 UNC	0.083	2.000	0.125	0.311	0.250	-			
1664700109	●	No. 6 - 32 UNC	0.100	2.000	0.156	0.385	0.250	-			
1664700209	●	No. 8 - 32 UNC	0.122	2.000	0.156	0.437	0.250	-			
1664700309	●	No. 10 - 24 UNC	0.146	3.000	0.208	0.526	0.250	-			
1664700409	●	No. 10 - 32 UNF	0.146	3.000	0.156	0.489	0.250	-			
1664700509	●	1/4 - 20 UNC	0.179	3.000	0.250	0.675	0.250	●			
1664700609	●	1/4 - 28 UNF	0.179	3.000	0.179	0.625	0.250	●			
1664700709	●	5/16 - 18 UNC	0.224	3.500	0.278	0.819	0.375	●			
1664700809	●	5/16 - 24 UNF	0.224	3.500	0.208	0.771	0.375	●			
1664700909	●	3/8 - 16 UNC	0.264	3.500	0.313	0.969	0.375	●			
1664701009	●	3/8 - 24 UNF	0.264	3.500	0.208	0.896	0.375	●			
1664701109	●	1/2 - 13 UNC	0.362	3.500	0.385	1.269	0.375	●			
1664701209	●	1/2 - 20 UNF	0.362	3.500	0.250	1.175	0.375	●			

● Stocked ○ Available Upon Request; MOQ May Apply ▲ Globally Stocked
Note: For internal threads only.



INDEX

For more information on thread mill applications, including ThreadPro software, visit: osgtool.com/ThreadPro.



P					M			K	N		S		H						
Steel					Stainless Steel			Cast Iron	Non-Ferrous		HRSA		Hardened Steel						
Carbon Steel			Alloy Steel	Die Steel					Aluminum		Nickel Alloy	Titanium							
Low	Medium	High			300	400	17-4 PH		6061 7075	Casting			Inconel	6Al4V (30 HRC)	~35 HRC	35-45 HRC	45-50 HRC	50-70 HRC	
1010	1035	1065	4140	4340															
1018	1045								○	○									

○ Good ○ Best



A Brand AT-2 R-SPEC




Advanced Performance End-Cutting Thread Mill for Non-Ferrous Materials

List 16642

A BRAND AT-2 R-SPEC, End Cut



THREAD MILL	SPEED FEED 791	CARBIDE	DLC-GUSS	2 FLUTE	30°	LH	SHANK h6	PACKED 1 PIECE
-------------	-------------------	---------	----------	---------	-----	----	-------------	-------------------



EDP Number		Thread Size	Diameter		Overall Length		Length of Cut		Shank Diameter		Coolant-Through
			D (mm)	L (mm)	Lc (mm)	L1 (mm)	d (mm)	d (mm)			
8331220	●	M3 x 0.5	2.40	50.00	1.50	7.75	6	-			
8331227	●	M3 x 0.5	2.40	50.00	1.50	9.25	6	-			
8331221	●	M4 x 0.7	3.10	50.00	2.10	10.45	6	-			
8331228	●	M4 x 0.7	3.10	50.00	2.10	12.45	6	-			
8331222	●	M5 x 0.8	4.00	50.00	2.40	12.80	6	-			
8331229	●	M5 x 0.8	4.00	50.00	2.40	15.30	6	-			
8331223	●	M6 x 1	4.60	50.00	3.00	15.50	6	●			
8331230	●	M6 x 1	4.60	50.00	3.00	18.50	6	●			
8331224	●	M8 x 1.25	6.20	70.00	3.75	20.38	8	●			
8331231	●	M8 x 1.25	6.20	70.00	3.75	24.38	8	●			
8331225	●	M10 x 1.5	7.50	80.00	4.50	25.25	10	●			
8331232	●	M10 x 1.5	7.50	80.00	4.50	30.25	10	●			
8331226	●	M12 x 1.75	9.00	80.00	5.25	30.13	10	●			
8331233	●	M12 x 1.75	9.00	80.00	5.25	36.13	10	●			

● Stocked ○ Available Upon Request; MOQ May Apply ▲ Globally Stocked
Note: For internal threads only.



ABOUT OSG

DRILLING


THREADING

MILLING

HOLDERS

INDEX

For more information on thread mill applications, including ThreadPro software, visit: osgtool.com/ThreadPro.



P					M			K	N		S		H			
Steel					Stainless Steel			Cast Iron	Non-Ferrous		HRSA		Hardened Steel			
Carbon Steel			Alloy Steel	Die Steel					Aluminum		Nickel Alloy	Titanium				
Low	Medium	High			4140 4340	300	400	17-4 PH	6061 7075	Casting	Inconel	6Al4V (30 HRC)	~35 HRC	35-45 HRC	45-50 HRC	50-70 HRC
1010	1035	1065														
1018	1045															

○ Good ⊗ Best





EXOCARB® Thread Mill

Ideal for Steels, Exotics and Difficult to Machine Materials

ABOUT OSG

DRILLING

THREADING

MILLING

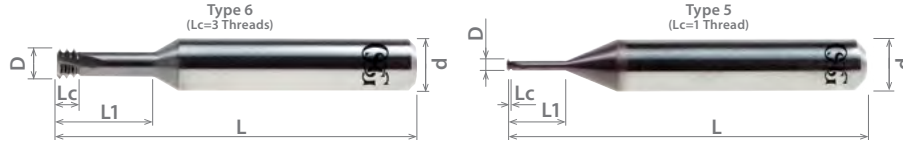
HOLDERS

INDEX

List 41200

EXOCARB® WH-VM-PNC, Miniature

THREAD MILL	SPEED FEED 793	CARBIDE	SS	WXS	3 FLUTE	11°	SHANK h6	PACKED 1 PIECE
-------------	-------------------	---------	----	-----	---------	-----	-------------	-------------------




EDP Number	Thread Size	Diameter	Overall Length	Length of Cut	Neck Length	Shank Diameter	Type	Surface Treatment	
									D (Inch)
4120000115	●	No. 0 - 80 UNF	0.045	1.625	0.013	0.162	0.125	5	Super Smooth
4120000315	●	No. 1 - 64 UNC	0.055	1.625	0.016	0.198	0.125	5	Super Smooth
4120000215	●	No. 1 - 72 UNF	0.055	1.625	0.014	0.196	0.125	5	Super Smooth
4120000413	●	No. 2 - 56 UNC	0.064	1.661	0.054	0.189	0.250	6	WXS
4120000513	●	No. 2 - 64 UNF	0.064	1.661	0.047	0.189	0.250	6	WXS
4120000613	●	No. 3 - 48 UNC	0.074	1.661	0.063	0.220	0.250	6	WXS
4120000713	●	No. 4 - 40 UNC	0.083	1.661	0.075	0.248	0.250	6	WXS
4120000813	●	No. 5 - 44 UNF	0.096	1.661	0.068	0.272	0.250	6	WXS
4120000913	●	No. 6 - 32 UNC	0.103	1.661	0.094	0.307	0.250	6	WXS
4120001013	●	No. 8 - 36 UNF	0.129	1.661	0.083	0.354	0.250	6	WXS

● Stocked ○ Available Upon Request; MOQ May Apply ▲ Globally Stocked

Note: For internal threads only.



For more information on thread mill applications, including ThreadPro software, visit: osgtool.com/ThreadPro.



P					M			K	N		S		H				
Steel					Stainless Steel			Cast Iron	Non-Ferrous		HRSA		Hardened Steel				
Carbon Steel			Alloy Steel	Die Steel					Aluminum		Nickel Alloy	Titanium					
Low	Medium	High							6061	Casting			Inconel	6Al4V (30 HRC)	~35 HRC	35-45 HRC	45-50 HRC
1010	1035	1065	4140	4340	300	400	17-4 PH		6061	7075	Casting	Inconel	6Al4V (30 HRC)	~35 HRC	35-45 HRC	45-50 HRC	50-70 HRC
○	○	○	○		⊗	⊗	⊗	○	⊗	⊗	⊗	⊗	⊗	⊗	⊗	⊗	○

○ Good ⊗ Best

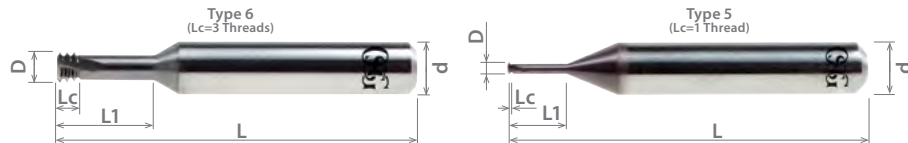




List 41300

EXOCARB® WH-VM-PNC, Miniature

THREAD MILL	SPEED FEED 793	CARBIDE	SS	WXS	3 FLUTE	11°	SHANK h6	PACKED 1 PIECE
-------------	-------------------	---------	----	-----	---------	-----	-------------	-------------------



EDP Number	●	Thread Size	Diameter		Overall Length		Length of Cut		Neck Length		Shank Diameter	Type	Surface Treatment
			D (mm)	L (mm)	Lc (mm)	L1 (mm)	d (mm)						
3900495	●	M1 x 0.25	0.72	40.00	0.26	2.75	3.00	5	Super Smooth				
3900496	●	M1.2 x 0.25	0.91	40.00	0.26	3.25	3.00	5	Super Smooth				
3900497	●	M1.4 x 0.3	1.05	40.00	0.31	3.80	3.00	5	Super Smooth				
3900498	●	M1.6 x 0.35	1.20	40.00	0.36	4.35	3.00	5	Super Smooth				
3900499	●	M1.7 x 0.35	1.30	40.00	0.36	4.85	3.00	5	Super Smooth				
3900500	●	M2 x 0.4	1.50	40.00	1.20	4.40	6.00	6	WXS				
3900501	●	M2.5 x 0.45	1.90	41.00	1.35	5.60	6.00	6	WXS				
3900502	●	M3 x 0.5	2.40	41.00	1.50	6.50	6.00	6	WXS				
3900503	●	M4 x 0.7	3.10	41.00	2.10	8.70	6.00	6	WXS				
3900504	●	M5 x 0.8	4.00	41.00	2.40	10.80	6.00	6	WXS				

● Stocked ○ Available Upon Request; MOQ May Apply ▲ Globally Stocked

Note: For internal threads only.



ABOUT OSG

DRILLING

THREADING

MILLING

HOLDERS

INDEX

For more information on thread mill applications, including ThreadPro software, visit: osgtool.com/ThreadPro.



P					M			K	N		S		H			
Steel					Stainless Steel			Cast Iron	Non-Ferrous		HRSA		Hardened Steel			
Carbon Steel			Alloy Steel	Die Steel					Aluminum		Nickel Alloy	Titanium				
Low	Medium	High							6061	Casting			Inconel	6Al4V (30 HRC)	~35 HRC	35-45 HRC
1010	1035	1065	4140	4340	300	400	17-4 PH		6061	7075		6Al4V (30 HRC)	~35 HRC	35-45 HRC	45-50 HRC	50-70 HRC
○	○	○	○		⊗	⊗	⊗	○	⊗	⊗		⊗	⊗	⊗	⊗	○

○ Good ⊗ Best





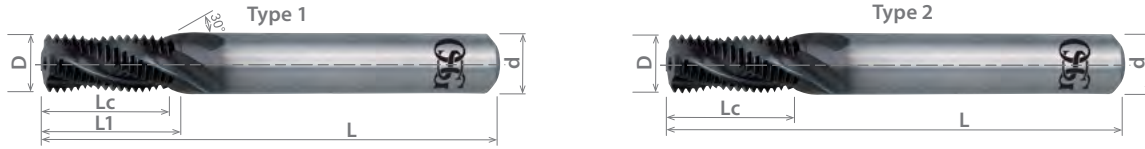
EXOCARB® Thread Mill

Ideal for Steels, Exotics and Difficult to Machine Materials

List 41000

EXOCARB® OT-SFT-PNGT, UNC/UNF/UNEF/UNS

THREAD MILL	SPEED FEED 792	CARBIDE	EXO®	11-30°	SHANK h6	PACKED 1 PIECE
-------------	-------------------	---------	------	--------	-------------	-------------------



EDP Number		Thread Size	Diameter		Overall Length	Length of Cut	Neck Length	Shank Diameter	Number of Flutes	Type
			D (Inch)	L (Inch)	Lc (Inch)	L1 (Inch)	d (Inch)			
4100000411	●	No. 10 - 24 UNC	0.130	2.500	0.374	0.437	0.188	3	1	
4100000511	●	No. 10 - 32 UNF	0.130	2.500	0.374	0.437	0.188	3	1	
4100000611	●	No. 12 - 24 UNC	0.160	3.000	0.331	0.374	0.250	3	1	
4100000711	●	No. 12 - 28 UNF	0.160	3.000	0.323	0.358	0.250	3	1	
4100000811	●	1/4 - 20 UNC	0.180	3.000	0.402	0.449	0.250	3	1	
4100003211	●	1/4 - 20 UNC	0.180	3.000	0.551	0.598	0.250	3	1	
4100000911	●	1/4 - 28 UNF	0.180	3.000	0.394	0.429	0.250	3	1	
4100003311	●	1/4 - 28 UNF	0.180	3.000	0.535	0.571	0.250	3	1	
4100002811	●	1/4 - 32 UNEF	0.190	3.000	0.374	0.406	0.250	3	1	
4100001011	●	5/16 - 18 UNC	0.245	3.000	0.500	-	0.250	3	2	
4100003411	●	5/16 - 18 UNC	0.245	3.000	0.720	-	0.250	3	2	
4100001111	●	5/16 - 24 UNF	0.245	3.000	0.500	-	0.250	3	2	
4100003511	●	5/16 - 24 UNF	0.245	3.000	0.752	-	0.250	3	2	
4100002911	●	5/16 - 32 UNEF	0.250	3.000	0.469	-	0.250	3	2	
4100001211	●	3/8 - 16 UNC	0.300	3.000	0.594	-	0.313	3	2	
4100003611	●	3/8 - 16 UNC	0.300	3.000	0.874	-	0.313	3	2	
4100001311	●	3/8 - 24 UNF	0.300	3.000	0.583	-	0.313	3	2	
4100003711	●	3/8 - 24 UNF	0.300	3.000	0.874	-	0.313	3	2	
4100003011	●	3/8 - 32 UNEF	0.310	3.000	0.563	-	0.313	3	2	
4100001411	●	7/16 - 14 UNC	0.350	3.000	0.713	0.783	0.375	3	1	
4100003811	●	7/16 - 14 UNC	0.350	3.000	1.071	1.142	0.375	3	1	
4100001511	●	7/16 - 20 UNF	0.350	3.000	0.701	0.752	0.375	3	1	
4100003911	●	7/16 - 20 UNF	0.350	3.000	1.051	1.098	0.375	3	1	
4100001611	●	1/2 - 13 UNC	0.370	3.000	0.768	-	0.375	4	2	
4100004011	●	1/2 - 13 UNC	0.370	3.000	1.079	-	0.375	4	2	
4100001711	●	1/2 - 20 UNF	0.370	3.000	0.750	-	0.375	4	2	
4100004111	●	1/2 - 20 UNF	0.370	3.000	1.098	-	0.375	4	2	
4100003111	●	1/2 - 32 UNS	0.375	3.000	0.752	-	0.375	4	2	
4100001811	●	9/16 - 12 UNC	0.430	4.000	0.917	1.000	0.500	4	1	
4100004211	●	9/16 - 12 UNC	0.430	4.000	1.335	1.417	0.500	4	1	
4100001911	●	9/16 - 18 UNF	0.450	4.000	0.890	0.945	0.500	4	1	
4100004311	●	9/16 - 18 UNF	0.450	4.000	1.390	1.445	0.500	4	1	
4100002011	●	5/8 - 11 UNC	0.430	4.000	1.000	1.091	0.500	4	1	
4100004411	●	5/8 - 11 UNC	0.430	4.000	1.453	1.547	0.500	4	1	
4100002111	●	5/8 - 18 UNF	0.495	4.000	0.945	-	0.500	4	2	
4100004511	●	5/8 - 18 UNF	0.495	4.000	1.500	-	0.500	4	2	
4100002211	●	3/4 - 10 UNC	0.620	4.000	1.201	-	0.625	4	2	
4100004611	●	3/4 - 10 UNC	0.620	4.000	1.701	-	0.625	4	2	
4100002311	●	3/4 - 16 UNF	0.620	4.000	1.126	-	0.625	4	2	
4100004711	●	3/4 - 16 UNF	0.620	4.500	1.689	-	0.625	4	2	
4100002411	●	7/8 - 9 UNC	0.745	4.000	1.335	-	0.750	4	2	
4100004811	●	7/8 - 9 UNC	0.745	5.000	2.000	-	0.750	4	2	
4100002511	●	7/8 - 14 UNF	0.745	4.000	1.358	-	0.750	4	2	

● Stocked ○ Available Upon Request; MOQ May Apply ▲ Globally Stocked

Note: For internal threads only.



ABOUT OSG

DRILLING

THREADING

MILLING

HOLDERS

INDEX





List 41000 (Continued)

EXOCARB® OT-SFT-PNGT, UNC/UNF/UNEF/UNS

THREAD MILL	SPEED FEED 792	CARBIDE	EXO	11-30°	SHANK h6	PACKED 1 PIECE
--------------------	--------------------------	----------------	------------	---------------	--------------------	--------------------------

EDP Number	Thread Size	Diameter	Overall Length	Length of Cut	Neck Length	Shank Diameter	Number of Flutes	Type
		D (Inch)	L (Inch)	Lc (Inch)	L1 (Inch)	d (Inch)		
4100004911	● 7/8 - 14 UNF	0.745	5.000	2.000	-	0.750	4	2
4100002611	● 1 - 8 UNC	0.745	4.000	1.626	-	0.750	4	2
4100005011	● 1 - 8 UNC	0.745	5.000	2.000	-	0.750	4	2
4100002711	● 1 - 12 UNF	0.745	4.000	1.583	-	0.750	4	2
4100005111	● 1 - 12 UNF	0.745	5.000	2.000	-	0.750	4	2

● Stocked ○ Available Upon Request; MOQ May Apply ▲ Globally Stocked

Note: For internal threads only.



ABOUT OSG

DRILLING

THREADING

MILLING

HOLDERS

INDEX

For more information on thread mill applications, including ThreadPro software, visit: osgtool.com/ThreadPro.



P Steel					M Stainless Steel			K Cast Iron	N Non-Ferrous		S HRSA		H Hardened Steel			
Carbon Steel			Alloy Steel	Die Steel					Aluminum		Nickel Alloy	Titanium				
Low	Medium	High							6061	Casting						
1010	1035	1065	4140		300	400	17-4 PH		7075			~35 HRC	35-45 HRC	45-50 HRC	50-70 HRC	
○	○	○	○		○	○	○	○	○	○		○	○			

○ Good ○ Best





EXOCARB® Thread Mill

Ideal for Steels, Exotics and Difficult to Machine Materials

ABOUT OSG

DRILLING

THREADING

MILLING



HOLDERS

INDEX

List 41100

EXOCARB® OT-SFT-PNGT/WX-PNC, Regular & Long Length

THREAD MILL	SPEED FEED 792	CARBIDE	EXO	11-30°	SHANK h6	PACKED 1 PIECE
-------------	-------------------	---------	-----	--------	-------------	-------------------



EDP Number	Thread Size	Diameter	Overall Length	Length of Cut	Neck Length	Shank Diameter	Number of Flutes	Type
3900001	M6 x 1	4.50	60.00	13.00	15.00	6.00	3	1
4110000111	M6 x 1	4.50	60.00	10.00	15.00	6.00	3	1
3900011	M8 x 1	6.00	65.00	17.00	-	6.00	3	2
4110000211	M8 x 1	6.00	65.00	13.00	-	6.00	3	2
3900012	M8 x 1.25	6.00	65.00	17.50	-	6.00	3	2
4110000311	M8 x 1.25	6.00	65.00	13.80	-	6.00	3	2
3900021	M10 x 1	7.50	70.00	21.00	26.00	8.00	3	1
4110000411	M10 x 1	7.50	70.00	16.00	26.00	8.00	3	1
4110000511	M10 x 1.25	7.50	70.00	16.25	26.00	8.00	3	1
3900023	M10 x 1.5	7.50	70.00	22.50	26.00	8.00	3	1
4110000611	M10 x 1.5	7.50	70.00	16.50	26.00	8.00	3	1
3900032	M12 x 1.25	9.50	85.00	26.30	28.00	10.00	4	1
4110000711	M12 x 1.25	9.50	85.00	20.00	28.00	10.00	4	1
3900034	M12 x 1.75	9.50	85.00	26.30	28.00	10.00	4	1
4110000811	M12 x 1.75	9.50	85.00	21.00	28.00	10.00	4	1
3900043	M14 x 1.5	10.00	85.00	30.00	-	10.00	4	2
4110000911	M14 x 1.5	10.00	85.00	22.50	-	10.00	4	2
3900044	M14 x 2	10.00	85.00	30.00	-	10.00	4	2
4110001011	M14 x 2	10.00	85.00	24.00	-	10.00	4	2
3900053	M16 x 1.5	12.00	95.00	34.50	-	12.00	4	2
4110001111	M16 x 1.5	12.00	95.00	25.50	-	12.00	4	2
3900054	M16 x 2	12.00	95.00	34.00	-	12.00	4	2
3900073	M20 x 1.5	16.00	105.00	42.00	-	16.00	4	2
4110001211	M20 x 1.5	16.00	105.00	31.50	-	16.00	4	2
3900075	M20 x 2.5	16.00	105.00	42.50	-	16.00	4	2
3900084	M24 x 2	20.00	120.00	50.00	-	20.00	5	2
3900086	M24 x 3	20.00	120.00	51.00	-	20.00	5	2

● Stocked ○ Available Upon Request; MOQ May Apply ▲ Globally Stocked

Note: For internal threads only.



For more information on thread mill applications, including ThreadPro software, visit: osgtool.com/ThreadPro.



P					M			K	N		S		H			
Steel					Stainless Steel			Cast Iron	Non-Ferrous		HRSA		Hardened Steel			
Carbon Steel			Alloy Steel	Die Steel	Aluminum		Nickel Alloy		Titanium							
Low	Medium	High			6061	Casting				Inconel	6Al4V	~35 HRC	35-45 HRC	45-50 HRC	50-70 HRC	
1010	1035	1065	4140	4340	300	400	17-4 PH	6061	7075	30 HRC	6Al4V	(30 HRC)	~35 HRC	35-45 HRC	45-50 HRC	50-70 HRC
○	○	○	○	○	○	○	○	○	○	○	○	○	○	○	○	○

○ Good ○ Best


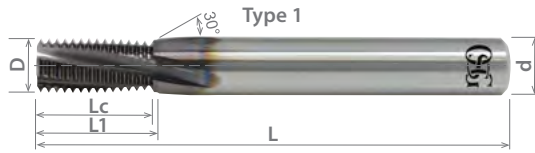




List 41050

EXOCARB® W XO-ST-PNC, UNC/UNF

THREAD MILL	SPEED FEED 792	CARBIDE	EXO	11°	SHANK h6	PACKED 1 PIECE
-------------	-------------------	---------	-----	-----	-------------	-------------------



EDP Number	Thread Size	Diameter		Overall Length L (Inch)	Length of Cut Lc (Inch)	Neck Length L1 (Inch)	Shank Diameter d (Inch)	Number of Flutes	Type
		D (Inch)	D (Inch)						
4105000111	●	1/4 - 20 UNC	0.180	3.000	0.401	0.448	0.250	4	1
4105000211	●	1/4 - 28 UNF	0.180	3.000	0.393	0.429	0.250	4	1
4105000311	●	5/16 - 18 UNC	0.245	3.000	0.500	-	0.250	4	2
4105000411	●	5/16 - 24 UNF	0.245	3.000	0.500	-	0.250	4	2
4105000511	●	3/8 - 16 UNC	0.300	3.000	0.562	-	0.313	4	2
4105000611	●	3/8 - 24 UNF	0.300	3.000	0.582	-	0.313	4	2
4105000711	●	7/16 - 14 UNC	0.350	3.000	0.712	0.783	0.375	4	1
4105000811	●	7/16 - 20 UNF	0.350	3.000	0.700	0.751	0.375	4	1
4105000911	●	1/2 - 13 UNC	0.370	3.000	0.767	-	0.375	5	2
4105001011	●	1/2 - 20 UNF	0.370	3.000	0.750	-	0.375	5	2
4105001111	●	9/16 - 12 UNC	0.430	4.000	0.917	1.000	0.500	5	1
4105001211	●	9/16 - 18 UNF	0.450	4.000	0.889	0.944	0.500	5	1
4105001311	●	5/8 - 11 UNC	0.430	4.000	1.000	1.090	0.500	5	1
4105001411	●	5/8 - 18 UNF	0.495	4.000	0.944	-	0.500	5	2
4105001511	●	3/4 - 10 UNC	0.620	4.000	1.200	-	0.625	5	2
4105001611	●	3/4 - 16 UNF	0.620	4.000	1.125	-	0.625	5	2
4105001711	●	7/8 - 9 UNC	0.745	4.000	1.330	-	0.750	6	2
4105001811	●	7/8 - 14 UNF	0.745	4.000	1.358	-	0.750	6	2
4105001911	●	1 - 8 UNC	0.745	4.000	1.625	-	0.750	6	2
4105002011	●	1 - 12 UNF	0.745	4.000	1.582	-	0.750	6	2

● Stocked ○ Available Upon Request; MOQ May Apply ▲ Globally Stocked

Note: For internal threads only.



ABOUT OSG

DRILLING


THREADING

MILLING

HOLDERS

INDEX

For more information on thread mill applications, including ThreadPro software, visit: osgtool.com/ThreadPro.



P					M			K	N		S		H			
Steel					Stainless Steel			Cast Iron	Non-Ferrous		HRSA		Hardened Steel			
Carbon Steel			Alloy Steel	Die Steel	Aluminum		Nickel Alloy		Titanium							
Low	Medium	High			6061	7075				Casting	Inconel	6Al4V (30 HRC)	~35 HRC	35-45 HRC	45-50 HRC	50-70 HRC
1010	1035	1065	4140	4340	300	400	17-4 PH	6061	7075	Casting	Inconel	6Al4V (30 HRC)	~35 HRC	35-45 HRC	45-50 HRC	50-70 HRC
○	○	○	○	○	○	○	○	○					○	○		

○ Good ○ Best





EXOCARB® Thread Mill

Ideal for Steels, Exotics and Difficult to Machine Materials

ABOUT OSG

DRILLING

THREADING

MILLING


HOLDERS

INDEX

List 41150

EXOCARB® WXO-ST-PNC

THREAD MILL	SPEED FEED 792	CARBIDE	EXO®		11°	SHANK h6	PACKED 1 PIECE
-------------	-------------------	---------	------	--	-----	-------------	-------------------




EDP Number	Thread Size	Diameter		Overall Length	Length of Cut	Neck Length		Shank Diameter	Number of Flutes	Type
		D (mm)	L (mm)			L1 (mm)	d (mm)			
8304701	M6 x 1	4.50	60.00	13.00	15.00	6.00	4	1		
8304711	M8 x 1	6.00	65.00	17.00	-	6.00	4	2		
8304712	M8 x 1.25	6.00	65.00	17.50	-	6.00	4	2		
8304721	M10 x 1	7.50	70.00	21.00	26.00	8.00	4	1		
8304723	M10 x 1.5	7.50	70.00	22.50	26.00	8.00	4	1		
8304732	M12 x 1.25	9.50	85.00	26.30	28.00	10.00	5	1		
8304734	M12 x 1.75	9.50	85.00	26.30	28.00	10.00	5	1		
8304743	M14 x 1.5	10.00	85.00	30.00	-	10.00	5	2		
8304744	M14 x 2	10.00	85.00	30.00	-	10.00	5	2		
8304753	M16 x 1.5	12.00	95.00	34.50	-	12.00	5	2		
8304754	M16 x 2	12.00	95.00	34.00	-	12.00	5	2		
8304773	M20 x 1.5	16.00	105.00	42.00	-	16.00	5	2		
8304775	M20 x 2.5	16.00	105.00	42.50	-	16.00	5	2		
8304784	M24 x 2	20.00	120.00	50.00	-	20.00	6	2		
8304786	M24 x 3	20.00	120.00	51.00	-	20.00	6	2		

● Stocked ○ Available Upon Request; MOQ May Apply ▲ Globally Stocked
 Note: For internal threads only.



For more information on thread mill applications, including ThreadPro software, visit: osgtool.com/ThreadPro.



P					M			K	N		S		H				
Steel					Stainless Steel			Cast Iron	Non-Ferrous		HRSA		Hardened Steel				
Carbon Steel			Alloy Steel	Die Steel	Aluminum		Nickel Alloy		Titanium	Hardened Steel							
Low	Medium	High			6061	Casting				Inconel	6Al4V (30 HRC)	~35 HRC	35-45 HRC	45-50 HRC	50-70 HRC		
1010	1035	1065	4140	4340	300	400	17-4 PH	6061	7075								
○	○	○	○		○	○	○	○					○	○			

○ Good ○ Best

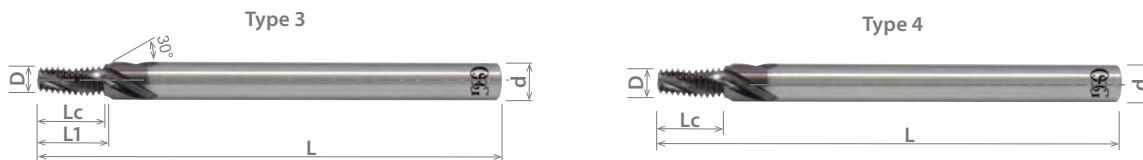




List 42000

EXOCARB® OT-SFT-PNGT NPT

THREAD MILL	SPEED FEED 792	CARBIDE	EXO	30°	SHANK h6	PACKED 1 PIECE
-------------	-------------------	---------	-----	-----	-------------	-------------------



EDP Number	Thread Size	Diameter		Overall Length	Length of Cut	Neck Length	Shank Diameter	Number of Flutes	Type
		D (Inch)	d (Inch)	L (Inch)	Lc (Inch)	L1 (Inch)	d (Inch)		
4200000111	1/16 - 27 NPT	0.186	0.250	3.000	0.409	0.440	0.250	3	3
4200000211	1/8 - 27 NPT	0.286	0.313	3.000	0.409	-	0.313	3	4
4200000311	1/4 - 18 NPT	0.334	0.375	3.000	0.610	-	0.375	4	4
4200000411	1/2 - 14 NPT	0.575	0.625	4.000	0.787	-	0.625	4	4
4200000511	1 - 11.5 NPT	0.785	1.000	4.000	0.957	1.040	1.000	4	3
4200000611	2 - 1/2 - 8 NPT	0.917	1.000	4.000	1.358	-	1.000	4	4

● Stocked ○ Available Upon Request; MOQ May Apply ▲ Globally Stocked

Note: For internal threads only.



ABOUT OSG

DRILLING

THREADING

MILLING

HOLDERS

INDEX

For more information on thread mill applications, including ThreadPro software, visit: osgtool.com/ThreadPro.



P					M			K	N		S		H			
Steel					Stainless Steel			Cast Iron	Non-Ferrous		HRSA		Hardened Steel			
Carbon Steel			Alloy Steel	Die Steel	300	400	17-4 PH		Aluminum		Nickel Alloy	Titanium				
Low	Medium	High							6061	7075			Casting	Inconel	6Al4V (30 HRC)	~35 HRC
1010	1035	1065	4140	4340				○	○	○	○	○	○			○
1018	1045				○	○	○	○	○	○			○	○		

○ Good ○ Best





EXOCARB® Thread Mill

Ideal for Steels, Exotics and Difficult to Machine Materials

ABOUT OSG

DRILLING

THREADING

MILLING



HOLDERS

INDEX

List 42001

OT-SFT-PNGT, NPTF

THREAD MILL	SPEED FEED 792	CARBIDE	EXO [®]	30°	SHANK h6	PACKED 1 PIECE
-------------	-------------------	---------	------------------	-----	-------------	-------------------




EDP Number	Thread Size	Diameter		Overall Length	Length of Cut	Neck Length	Shank Diameter	Number of Flutes	Type
		D (Inch)	L (Inch)	Lc (Inch)	L1 (Inch)	d (Inch)			
4200100111	● 1/16 - 27 NPTF	0.186	3.000	0.409	0.440	0.250	3	3	
4200100211	● 1/8 - 27 NPTF	0.286	3.000	0.409	-	0.313	3	4	
4200100311	● 1/4 - 18 NPTF	0.335	3.000	0.610	-	0.375	4	4	
4200100411	● 1/2 - 14 NPTF	0.575	4.000	0.787	-	0.625	4	4	
4200100711	● 3/4 - 14 NPTF	0.575	4.000	0.787	-	0.625	4	4	
4200100511	● 1 - 11.5 NPTF	0.785	4.000	0.957	1.040	1.000	4	3	
4200100811	● 2 - 11.5 NPTF	0.785	4.000	0.957	1.040	1.000	4	3	
4200100611	● 2- 1/2 - 8 NPTF	0.917	4.000	1.358	-	1.000	4	4	

● Stocked ○ Available Upon Request; MOQ May Apply ▲ Globally Stocked
 Note: For internal threads only.



For more information on thread mill applications, including ThreadPro software, visit: osgtool.com/ThreadPro.



P					M			K	N		S		H				
Steel					Stainless Steel			Cast Iron	Non-Ferrous		HRSA		Hardened Steel				
Carbon Steel			Alloy Steel	Die Steel					Aluminum		Nickel Alloy	Titanium					
Low	Medium	High							6061	Casting			Inconel	6Al4V (30 HRC)	~35 HRC	35-45 HRC	45-50 HRC
1010	1035	1065	4140	4340	300	400	17-4 PH		6061	7075	Casting	Inconel	6Al4V (30 HRC)	~35 HRC	35-45 HRC	45-50 HRC	50-70 HRC
○	○	○	○	○	○	○	○	○	○	○	○			○	○		

○ Good ○ Best





List 15015

OSG DCT75

HSS

TiN

PACKED

1 PIECE



EDP Number		Thread Size	Thread Length		Shank Diameter	
			Lc (mm)		d (mm)	
1501500105	●	No. 5 - 44 UNF	5.00		6.00	
1501500205	●	No. 6 - 32 UNC	5.00		6.00	
1501500305	●	No. 10 - 24 UNC	5.90		6.00	
1501500405	●	No. 10 - 32 UNF	5.00		6.00	
9342028	●	1/4 - 20 UNC	7.00		10.00	
9342029	●	1/4 - 28 UNF	5.00		10.00	
1501500505	●	1/4 - 32 UNEF	5.00		10.00	
9342030	●	5/16 - 18 UNC	7.80		10.00	
9342031	●	5/16 - 24 UNF	7.00		10.00	
9342033	●	3/8 - 16 UNC	8.80		10.00	
9342034	●	3/8 - 24 UNF	7.00		10.00	
9342035	●	7/16 - 14 UNC	10.00		12.00	
9342036	●	7/16 - 20 UNF	7.00		12.00	
9342037	●	1/2 - 13 UNC	10.80		13.00	
9342038	●	1/2 - 20 UNF	7.00		13.00	
1501500605	●	1/2 - 32 UN	5.00		13.00	
1501500705	●	9/16 - 18 UNF	7.80		15.00	
1501500805	●	5/8 - 11 UNC	12.70		16.00	
1501500905	●	5/8 - 18 UNF	7.80		16.00	
1501501005	●	3/4 - 10 UNC	14.00		20.00	
1501501105	●	3/4 - 16 UNF	8.80		20.00	
1501501205	●	7/8 - 9 UNC	15.60		23.00	
1501501305	●	7/8 - 14 UNF	10.00		23.00	
1501501405	●	1 - 8 UNC	17.50		25.50	
1501501505	●	1 - 12 UNF	11.70		25.50	

● Stocked ○ Available Upon Request; MOQ May Apply ▲ Globally Stocked

Note: Since it is made to measure class 2B, it can also be used as is for 3B. If the internal thread is a blind hole, please confirm that the internal thread length is longer than the screw length of DCT75. The selection of the Height Master is required if the nominal diameter of the internal thread has a chamfer or counterbore over 1.5mm. Please consult with your local sales representative.

EXT

Sleeve and Height Master Selection Chart

Shank Diameter	Inch Sizes	Sleeve Hole Dia.	Height Master Dia.
6mm	No. 5 - No.10	6.5mm	6mm
10mm - 16mm	1/4" - 5/8"	17.5mm (included with the Digimatic Indicator)	16mm
20mm - 25.5mm	3/4" - 1	26.5mm	





List 15010

OSG DCT75

HSS

TiN

PACKED
1 PIECE

EDP Number		Thread Size	Thread Length	Shank Diameter
			Lc (mm)	d (mm)
1501000105	●	M3 x 0.5	5.00	6.00
1501000205	●	M4 x 0.7	5.00	6.00
9342019	●	M6 x 1	6.20	10.00
9342021	●	M8 x 1	6.20	10.00
9342020	●	M8 x 1.25	7.30	10.00
9342022	●	M10 x 1.5	8.30	10.00
9342025	●	M12 x 1.75	9.70	12.00
9342027	●	M16 x 1.5	8.70	16.00

● Stocked ○ Available Upon Request; MOQ May Apply ▲ Globally Stocked

Note: Since it is made to measure class 6H, it can also be used as is for 4H, 5H, JIS I and JIS II. If the internal thread is a blind hole, please confirm that the internal thread length is longer than the screw length of DCT75. The selection of the Height Master is required if the nominal diameter of the internal thread has a chamfer or counterbore over 1.5mm. Please consult with your local sales representative.

EXT

Sleeve and Height Master Selection Chart

Shank Diameter	Metric Sizes	Sleeve Hole Dia.	Height Master Dia.
6mm	M3 - M4	6.5mm	6mm
10mm - 16mm	M6 - M16	17.5mm (included with the Digimatic Indicator)	16mm





List 15020

DCT75 Accessories

	Item Name	Size	EDP No.	Stocked
	Digimatic Indicator with 17.5mm Sleeve	-	9342054	●
	Sleeve for Digimatic Indicator	6.5mm Hole Dia.	1502000100	●
		26.5mm Hole Dia.	1502000200	●
	Height Master	D 6mm x L 29mm	1502000300	●
		D 6mm x L 29.25mm	1502000400	●
		D 6mm x L 29.5mm	1502000500	●
		D 6mm x L 29.75mm	1502000600	●
		D 6mm x L 30mm	1502000700	●
		D 16mm x L 29mm	9342047	●
		D 16mm x L 29.25mm	9342048	●
		D 16mm x L 29.5mm	9342049	●
		D 16mm x L 29.75mm	9342050	●
		D 16mm x L 30mm	9342051	●

● Stocked ○ Available Upon Request; MOQ May Apply ▲ Globally Stocked

Please be sure to purchase the DCT75 and the Height Master as a set.

Usage Guidelines:

1. Hold the sleeve against the entrance of the internal thread. Please confirm the position of the sleeve and ensure that it is not in the way.
2. After confirming the shape of the internal thread, the sleeve's outer diameter and the hole diameter, please confirm the shape of the internal thread's entrance where the sleeve is fitted against.
3. The digital unit uses the Digimatic Indicator manufactured by Mitutoyo, paired with programs exclusively made for the DCT75.

EXT

ABOUT OSG

DRILLING

THREADING

MILLING

HOLDERS

INDEX





List 16050

EXOPRO® OIL-S-XPF, DIN Overall Length



FORMING HSS-Co V C/1.5P C/2.5P C/4.5P PACKED 1 PIECE



EDP Number	Thread Size	Thread Limit	Chamfer Type	Overall Length	Thread Length	Neck Length	Shank Diameter	Square Width	Square Length	Tap Drill Size	
				L (Inch)	Lc (Inch)	L1 (Inch)	d (Inch)	k (Inch)	lk (Inch)	Min (Inch)	Max (Inch)
1605014204	1/4 - 20 UNC	H4	Modified Bottom (2.5P)	3.150	0.500	1.181	0.255	0.191	0.313	0.225	0.230
1605014216	1/4 - 20 UNC	H6	Bottom (1.5P)	3.150	0.500	1.181	0.255	0.191	0.313	0.225	0.230
1605014206	1/4 - 20 UNC	H6	Modified Bottom (2.5P)	3.150	0.500	1.181	0.255	0.191	0.313	0.225	0.230
1605014246	1/4 - 20 UNC	H6	Plug (4.5P)	3.150	0.500	1.181	0.255	0.191	0.313	0.225	0.230
1605014284	1/4 - 28 UNF	H4	Modified Bottom (2.5P)	3.150	0.500	1.181	0.255	0.191	0.313	0.232	0.235
1605014816	1/4 - 28 UNF	H6	Bottom (1.5P)	3.150	0.500	1.181	0.255	0.191	0.313	0.232	0.235
1605014286	1/4 - 28 UNF	H6	Modified Bottom (2.5P)	3.150	0.500	1.181	0.255	0.191	0.313	0.232	0.235
1605014846	1/4 - 28 UNF	H6	Plug (4.5P)	3.150	0.500	1.181	0.255	0.191	0.313	0.232	0.235
1605056185	5/16 - 18 UNC	H5	Modified Bottom (2.5P)	3.543	0.555	1.378	0.318	0.238	0.375	0.284	0.290
1605051617	5/16 - 18 UNC	H7	Bottom (1.5P)	3.543	0.555	1.378	0.318	0.238	0.375	0.284	0.290
1605056187	5/16 - 18 UNC	H7	Modified Bottom (2.5P)	3.543	0.555	1.378	0.318	0.238	0.375	0.284	0.290
1605051647	5/16 - 18 UNC	H7	Plug (4.5P)	3.543	0.555	1.378	0.318	0.238	0.375	0.284	0.290
1605056245	5/16 - 24 UNF	H5	Modified Bottom (2.5P)	3.543	0.555	1.378	0.318	0.238	0.375	0.291	0.296
1605056217	5/16 - 24 UNF	H7	Bottom (1.5P)	3.543	0.555	1.378	0.318	0.238	0.375	0.291	0.296
1605056247	5/16 - 24 UNF	H7	Modified Bottom (2.5P)	3.543	0.555	1.378	0.318	0.238	0.375	0.291	0.296
1605056447	5/16 - 24 UNF	H7	Plug (4.5P)	3.543	0.555	1.378	0.318	0.238	0.375	0.291	0.296
1605038165	3/8 - 16 UNC	H5	Modified Bottom (2.5P)	3.937	0.626	1.575	0.381	0.286	0.438	0.343	0.350
1605038117	3/8 - 16 UNC	H7	Bottom (1.5P)	3.937	0.626	1.575	0.381	0.286	0.438	0.343	0.350
1605038167	3/8 - 16 UNC	H7	Modified Bottom (2.5P)	3.937	0.626	1.575	0.381	0.286	0.438	0.343	0.350
1605038147	3/8 - 16 UNC	H7	Plug (4.5P)	3.937	0.626	1.575	0.381	0.286	0.438	0.343	0.350
1605038245	3/8 - 24 UNF	H5	Modified Bottom (2.5P)	3.937	0.626	1.575	0.381	0.286	0.438	0.354	0.358
1605038217	3/8 - 24 UNF	H7	Bottom (1.5P)	3.937	0.626	1.575	0.381	0.286	0.438	0.354	0.358
1605038247	3/8 - 24 UNF	H7	Modified Bottom (2.5P)	3.937	0.626	1.575	0.381	0.286	0.438	0.354	0.358
1605038447	3/8 - 24 UNF	H7	Plug (4.5P)	3.937	0.626	1.575	0.381	0.286	0.438	0.354	0.358
1605076145	7/16 - 14 UNC	H5	Modified Bottom (2.5P)	3.937	0.713	1.713	0.323	0.242	0.406	0.401	0.408
1605076118	7/16 - 14 UNC	H8	Bottom (1.5P)	3.937	0.713	1.713	0.323	0.242	0.406	0.401	0.408
1605076148	7/16 - 14 UNC	H8	Modified Bottom (2.5P)	3.937	0.713	1.713	0.323	0.242	0.406	0.401	0.408
1605076448	7/16 - 14 UNC	H8	Plug (4.5P)	3.937	0.713	1.713	0.323	0.242	0.406	0.401	0.408
1605076205	7/16 - 20 UNF	H5	Modified Bottom (2.5P)	3.937	0.713	1.713	0.323	0.242	0.406	0.412	0.417
1605076218	7/16 - 20 UNF	H8	Bottom (1.5P)	3.937	0.713	1.713	0.323	0.242	0.406	0.412	0.417
1605076208	7/16 - 20 UNF	H8	Modified Bottom (2.5P)	3.937	0.713	1.713	0.323	0.242	0.406	0.412	0.417
1605076248	7/16 - 20 UNF	H8	Plug (4.5P)	3.937	0.713	1.713	0.323	0.242	0.406	0.412	0.417
1605012135	1/2 - 13 UNC	H5	Modified Bottom (2.5P)	4.331	0.768	1.933	0.367	0.275	0.438	0.461	0.469
1605012118	1/2 - 13 UNC	H8	Bottom (1.5P)	4.331	0.768	1.933	0.367	0.275	0.438	0.461	0.469
1605012138	1/2 - 13 UNC	H8	Modified Bottom (2.5P)	4.331	0.768	1.933	0.367	0.275	0.438	0.461	0.469
1605012148	1/2 - 13 UNC	H8	Plug (4.5P)	4.331	0.768	1.933	0.367	0.275	0.438	0.461	0.469
1605012205	1/2 - 20 UNF	H5	Modified Bottom (2.5P)	3.937	0.768	1.933	0.367	0.275	0.438	0.475	0.480
1605012218	1/2 - 20 UNF	H8	Bottom (1.5P)	3.937	0.768	1.933	0.367	0.275	0.438	0.475	0.480
1605012208	1/2 - 20 UNF	H8	Modified Bottom (2.5P)	3.937	0.768	1.933	0.367	0.275	0.438	0.475	0.480
1605012248	1/2 - 20 UNF	H8	Plug (4.5P)	3.937	0.768	1.933	0.367	0.275	0.438	0.475	0.480
1605096127	9/16 - 12 UNC	H7	Modified Bottom (2.5P)	4.331	0.835	1.972	0.429	0.322	0.500	0.520	0.529
1605091110	9/16 - 12 UNC	H10	Bottom (1.5P)	4.331	0.835	1.972	0.429	0.322	0.500	0.520	0.529
1605096120	9/16 - 12 UNC	H10	Modified Bottom (2.5P)	4.331	0.835	1.972	0.429	0.322	0.500	0.520	0.529
1605091140	9/16 - 12 UNC	H10	Plug (4.5P)	4.331	0.835	1.972	0.429	0.322	0.500	0.520	0.529
1605096187	9/16 - 18 UNF	H7	Modified Bottom (2.5P)	3.937	0.835	1.972	0.429	0.322	0.500	0.534	0.540
1605091810	9/16 - 18 UNF	H10	Bottom (1.5P)	3.937	0.835	1.972	0.429	0.322	0.500	0.534	0.540
1605096180	9/16 - 18 UNF	H10	Modified Bottom (2.5P)	3.937	0.835	1.972	0.429	0.322	0.500	0.534	0.540
1605091840	9/16 - 18 UNF	H10	Plug (4.5P)	3.937	0.835	1.972	0.429	0.322	0.500	0.534	0.540
1605058117	5/8 - 11 UNC	H7	Modified Bottom (2.5P)	4.331	0.909	2.126	0.480	0.360	0.563	0.579	0.588
1605058150	5/8 - 11 UNC	H10	Bottom (1.5P)	4.331	0.909	2.126	0.480	0.360	0.563	0.579	0.588
1605058110	5/8 - 11 UNC	H10	Modified Bottom (2.5P)	4.331	0.909	2.126	0.480	0.360	0.563	0.579	0.588
1605058140	5/8 - 11 UNC	H10	Plug (4.5P)	4.331	0.909	2.126	0.480	0.360	0.563	0.579	0.588

● Stocked ○ Available Upon Request; MOQ May Apply ▲ Globally Stocked



ABOUT OSG

DRILLING

THREADING

MILLING

HOLDERS

INDEX





List 16050 (Continued)

EXOPRO[®] OIL-S-XPF, DIN Overall Length



FORMING HSS-Co V C/1.5P C/2.5P C/4.5P PACKED 1 PIECE

EDP Number	Thread Size	Thread Limit	Chamfer Type	Overall Length	Thread Length	Neck Length	Shank Diameter	Square Width	Square Length	Tap Drill Size	
				L (Inch)	Lc (Inch)	L1 (Inch)	d (Inch)	k (Inch)	lk (Inch)	Min (Inch)	Max (Inch)
1605058187	5/8 - 18 UNF	H7	Modified Bottom (2.5P)	3.937	0.909	2.126	0.480	0.360	0.563	0.597	0.602
1605058810	5/8 - 18 UNF	H10	Bottom (1.5P)	3.937	0.909	2.126	0.480	0.360	0.563	0.597	0.602
1605058180	5/8 - 18 UNF	H10	Modified Bottom (2.5P)	3.937	0.909	2.126	0.480	0.360	0.563	0.597	0.602
1605058840	5/8 - 18 UNF	H10	Plug (4.5P)	3.937	0.909	2.126	0.480	0.360	0.563	0.597	0.602
1605034107	3/4 - 10 UNC	H7	Modified Bottom (2.5P)	4.921	1.000	2.433	0.590	0.442	0.688	0.699	0.709
1605034110	3/4 - 10 UNC	H10	Bottom (1.5P)	4.921	1.000	2.433	0.590	0.442	0.688	0.699	0.709
1605034100	3/4 - 10 UNC	H10	Modified Bottom (2.5P)	4.921	1.000	2.433	0.590	0.442	0.688	0.699	0.709
1605034140	3/4 - 10 UNC	H10	Plug (4.5P)	4.921	1.000	2.433	0.590	0.442	0.688	0.699	0.709
1605034167	3/4 - 16 UNF	H7	Modified Bottom (2.5P)	4.331	1.000	2.433	0.590	0.442	0.688	0.718	0.725
1605034610	3/4 - 16 UNF	H10	Bottom (1.5P)	4.331	1.000	2.433	0.590	0.442	0.688	0.718	0.725
1605034160	3/4 - 16 UNF	H10	Modified Bottom (2.5P)	4.331	1.000	2.433	0.590	0.442	0.688	0.718	0.725
1605034640	3/4 - 16 UNF	H10	Plug (4.5P)	4.331	1.000	2.433	0.590	0.442	0.688	0.718	0.725
1605078908	7/8 - 9 UNC	H8	Modified Bottom (2.5P)	5.512	1.110	2.654	0.697	0.523	0.750	0.818	0.830
1605078911	7/8 - 9 UNC	H11	Bottom (1.5P)	5.512	1.110	2.654	0.697	0.523	0.750	0.818	0.830
1605078901	7/8 - 9 UNC	H11	Modified Bottom (2.5P)	5.512	1.110	2.654	0.697	0.523	0.750	0.818	0.830
1605078941	7/8 - 9 UNC	H11	Plug (4.5P)	5.512	1.110	2.654	0.697	0.523	0.750	0.818	0.830
1605078148	7/8 - 14 UNF	H8	Modified Bottom (2.5P)	4.920	1.110	2.654	0.697	0.523	0.750	0.839	0.846
1605078149	7/8 - 14 UNF	H8	Plug (4.5P)	4.920	1.110	2.654	0.697	0.523	0.750	0.839	0.846
1605078111	7/8 - 14 UNF	H11	Bottom (1.5P)	4.920	1.110	2.654	0.697	0.523	0.750	0.839	0.846
1605078141	7/8 - 14 UNF	H11	Modified Bottom (2.5P)	4.920	1.110	2.654	0.697	0.523	0.750	0.839	0.846
1605078142	7/8 - 14 UNF	H11	Plug (4.5P)	4.920	1.110	2.654	0.697	0.523	0.750	0.839	0.846
1605001088	1 - 8 UNC	H8	Modified Bottom (2.5P)	6.300	1.252	3.012	0.800	0.600	0.813	0.936	0.949
1605018111	1 - 8 UNC	H11	Bottom (1.5P)	6.300	1.252	3.012	0.800	0.600	0.813	0.936	0.949
1605001081	1 - 8 UNC	H11	Modified Bottom (2.5P)	6.300	1.252	3.012	0.800	0.600	0.813	0.936	0.949
1605018411	1 - 8 UNC	H11	Plug (4.5P)	6.300	1.252	3.012	0.800	0.600	0.813	0.936	0.949
1605001128	1 - 12 UNF	H8	Modified Bottom (2.5P)	5.510	1.252	3.012	0.800	0.600	0.813	0.958	0.966
1605011211	1 - 12 UNF	H11	Bottom (1.5P)	5.510	1.252	3.012	0.800	0.600	0.813	0.958	0.966
1605001121	1 - 12 UNF	H11	Modified Bottom (2.5P)	5.510	1.252	3.012	0.800	0.600	0.813	0.958	0.966
1605011241	1 - 12 UNF	H11	Plug (4.5P)	5.510	1.252	3.012	0.800	0.600	0.813	0.958	0.966
1605011878	1- 1/8 - 7 UNC	H13	Modified Bottom (2.5P)	7.087	0.858	2.835	0.896	0.672	0.875	1.052	1.067
1605011888	1- 1/8 - 8 UN	H11	Modified Bottom (2.5P)	7.087	0.858	2.835	0.896	0.672	0.875	1.061	1.074
1605011826	1- 1/8 - 12 UNF	H11	Modified Bottom (2.5P)	5.906	0.835	2.362	0.896	0.672	0.875	1.083	1.091
1605012578	1- 1/4 - 7 UNC	H13	Modified Bottom (2.5P)	7.087	0.858	2.835	1.021	0.766	1.000	1.177	1.192
1605012588	1- 1/4 - 8 UN	H11	Modified Bottom (2.5P)	7.087	0.858	2.835	1.021	0.766	1.000	1.186	1.199
1605012526	1- 1/4 - 12 UNF	H11	Modified Bottom (2.5P)	5.906	0.835	2.362	1.021	0.766	1.000	1.208	1.216
1605013768	1- 3/8 - 6 UNC	H14	Modified Bottom (2.5P)	7.874	1.000	3.150	1.108	0.831	1.063	1.290	1.307
1605013788	1- 3/8 - 8 UN	H13	Modified Bottom (2.5P)	7.874	1.000	3.150	1.108	0.831	1.063	1.311	1.324
1605013126	1- 3/8 - 12 UNF	H11	Modified Bottom (2.5P)	6.693	0.835	2.677	1.108	0.831	1.063	1.333	1.341
1605011268	1- 1/2 - 6 UNC	H15	Modified Bottom (2.5P)	7.874	1.000	3.150	1.233	0.925	1.125	1.415	1.432
1605011288	1- 1/2 - 8 UN	H13	Modified Bottom (2.5P)	7.874	1.000	3.150	1.233	0.925	1.125	1.436	1.449
1605012126	1- 1/2 - 12 UNF	H11	Modified Bottom (2.5P)	6.693	0.835	2.677	1.233	0.925	1.125	1.458	1.466
1605016288	1- 5/8 - 8 UN	H13	Modified Bottom (2.5P)	7.874	1.000	3.150	1.305	0.979	1.125	1.561	1.574
1605017558	1- 3/4 - 5 UNC	H16	Modified Bottom (2.5P)	8.661	1.201	3.465	1.430	1.072	1.250	1.648	1.668
1605017588	1- 3/4 - 8 UN	H13	Modified Bottom (2.5P)	7.874	1.201	3.150	1.430	1.072	1.250	1.686	1.699

● Stocked ○ Available Upon Request; MOQ May Apply ▲ Globally Stocked



P					M			K	N		S		H			
Steel					Stainless Steel			Cast Iron	Non-Ferrous		HRSA		Hardened Steel			
Carbon Steel			Alloy Steel	Die Steel	300	400	17-4 PH		Aluminum		Nickel Alloy	Titanium				
Low	Medium	High							6061	Casting			Inconel	6Al4V	~35 HRC	35-45 HRC
1010	1035	1065	4140													
1018	1045		4340													
○	○	○	○	○	○*	○*	○*		○	○	○	○	○	○		
75-130SFM	75-130SFM	65-100SFM	65-100SFM	20-65SFM	20-50SFM	20-45SFM	15-40SFM		80-130SFM	75-110SFM	8-10SFM	8-10SFM	50-100SFM	8-20SFM		

*For Stainless Steel, please use non-water-soluble coolant or highly concentrated water-soluble coolant.

○ Good ○ Best






List 16150

EXOPRO® OIL-S-XPF, DIN Overall Length



FORMING	HSS-Co	V					PACKED
			C/1.5P	C/2.5P	C/4.5P		1 PIECE



EDP Number	Thread Size	Thread Limit	Chamfer Type	Overall Length	Thread Length	Neck Length	Shank Diameter	Square Width	Square Length	Tap Drill Size	
				L (mm)	Lc (mm)	L1 (mm)	d (mm)	k (mm)	lk (mm)	Min (mm)	Max (mm)
1615006754	M6 x 0.75	D4	Modified Bottom (2.5P)	80.00	10.00	30.00	6.48	4.85	7.94	5.62	5.69
16150067517	M6 x 0.75	D7	Bottom (1.5P)	80.00	10.00	30.00	6.48	4.85	7.94	5.62	5.69
1615006757	M6 x 0.75	D7	Modified Bottom (2.5P)	80.00	10.00	30.00	6.48	4.85	7.94	5.62	5.69
16150067547	M6 x 0.75	D7	Plug (4.5P)	80.00	10.00	30.00	6.48	4.85	7.94	5.62	5.69
1615006015	M6 x 1	D5	Modified Bottom (2.5P)	80.00	10.00	30.00	6.48	4.85	7.94	5.49	5.59
1615060118	M6 x 1	D8	Bottom (1.5P)	80.00	10.00	30.00	6.48	4.85	7.94	5.49	5.59
1615006018	M6 x 1	D8	Modified Bottom (2.5P)	80.00	10.00	30.00	6.48	4.85	7.94	5.49	5.59
1615060148	M6 x 1	D8	Plug (4.5P)	80.00	10.00	30.00	6.48	4.85	7.94	5.49	5.59
1615007015	M7 x 1	D5	Modified Bottom (2.5P)	80.00	12.00	30.00	8.08	6.05	9.53	6.49	6.59
1615070118	M7 x 1	D8	Bottom (1.5P)	80.00	12.00	30.00	8.08	6.05	9.53	6.49	6.59
1615007018	M7 x 1	D8	Modified Bottom (2.5P)	80.00	12.00	30.00	8.08	6.05	9.53	6.49	6.59
1615070148	M7 x 1	D8	Plug (4.5P)	80.00	12.00	30.00	8.08	6.05	9.53	6.49	6.59
1615008754	M8 x 0.75	D4	Modified Bottom (2.5P)	80.00	12.00	30.00	8.08	6.05	9.53	7.62	7.69
1615087517	M8 x 0.75	D7	Bottom (1.5P)	80.00	12.00	30.00	8.08	6.05	9.53	7.62	7.69
1615008757	M8 x 0.75	D7	Modified Bottom (2.5P)	80.00	12.00	30.00	8.08	6.05	9.53	7.62	7.69
1615087547	M8 x 0.75	D7	Plug (4.5P)	80.00	12.00	30.00	8.08	6.05	9.53	7.62	7.69
1615008015	M8 x 1	D5	Modified Bottom (2.5P)	90.00	12.00	35.00	8.08	6.05	9.53	7.49	7.59
1615080118	M8 x 1	D8	Bottom (1.5P)	90.00	12.00	35.00	8.08	6.05	9.53	7.49	7.59
1615008018	M8 x 1	D8	Modified Bottom (2.5P)	90.00	12.00	35.00	8.08	6.05	9.53	7.49	7.59
1615080148	M8 x 1	D8	Plug (4.5P)	90.00	12.00	35.00	8.08	6.05	9.53	7.49	7.59
1615008255	M8 x 1.25	D5	Modified Bottom (2.5P)	90.00	12.00	35.00	8.08	6.05	9.53	7.36	7.49
1615081219	M8 x 1.25	D9	Bottom (1.5P)	90.00	12.00	35.00	8.08	6.05	9.53	7.36	7.49
1615008259	M8 x 1.25	D9	Modified Bottom (2.5P)	90.00	12.00	35.00	8.08	6.05	9.53	7.36	7.49
1615081249	M8 x 1.25	D9	Plug (4.5P)	90.00	12.00	35.00	8.08	6.05	9.53	7.36	7.49
1615010015	M10 x 1	D5	Modified Bottom (2.5P)	90.00	15.00	35.00	9.68	7.26	11.11	9.49	9.59
1615010118	M10 x 1	D8	Bottom (1.5P)	90.00	15.00	35.00	9.68	7.26	11.11	9.49	9.59
1615010018	M10 x 1	D8	Modified Bottom (2.5P)	90.00	15.00	35.00	9.68	7.26	11.11	9.49	9.59
1615010148	M10 x 1	D8	Plug (4.5P)	90.00	15.00	35.00	9.68	7.26	11.11	9.49	9.59
1615010255	M10 x 1.25	D5	Modified Bottom (2.5P)	100.00	15.00	39.00	9.68	7.26	11.11	9.36	9.49
1615010119	M10 x 1.25	D9	Bottom (1.5P)	100.00	15.00	39.00	9.68	7.26	11.11	9.36	9.49
1615010259	M10 x 1.25	D9	Modified Bottom (2.5P)	100.00	15.00	39.00	9.68	7.26	11.11	9.36	9.49
1615010149	M10 x 1.25	D9	Plug (4.5P)	100.00	15.00	39.00	9.68	7.26	11.11	9.36	9.49
1615010156	M10 x 1.5	D6	Modified Bottom (2.5P)	100.00	15.00	39.00	9.68	7.26	11.11	9.24	9.39
1615010110	M10 x 1.5	D10	Bottom (1.5P)	100.00	15.00	39.00	9.68	7.26	11.11	9.24	9.39
1615010150	M10 x 1.5	D10	Modified Bottom (2.5P)	100.00	15.00	39.00	9.68	7.26	11.11	9.24	9.39
1615010140	M10 x 1.5	D10	Plug (4.5P)	100.00	15.00	39.00	9.68	7.26	11.11	9.24	9.39
1615012106	M12 x 1	D6	Modified Bottom (2.5P)	100.00	17.00	49.10	9.32	6.99	11.11	11.49	11.59
1615012110	M12 x 1	D10	Bottom (1.5P)	100.00	17.00	49.10	9.32	6.99	11.11	11.49	11.59
1615012100	M12 x 1	D10	Modified Bottom (2.5P)	100.00	17.00	49.10	9.32	6.99	11.11	11.49	11.59
1615012140	M12 x 1	D10	Plug (4.5P)	100.00	17.00	49.10	9.32	6.99	11.11	11.49	11.59
1615012256	M12 x 1.25	D6	Modified Bottom (2.5P)	100.00	17.00	49.10	9.32	6.99	11.11	11.36	11.49
1615012210	M12 x 1.25	D10	Bottom (1.5P)	100.00	17.00	49.10	9.32	6.99	11.11	11.36	11.49
1615012250	M12 x 1.25	D10	Modified Bottom (2.5P)	100.00	17.00	49.10	9.32	6.99	11.11	11.36	11.49
1615012240	M12 x 1.25	D10	Plug (4.5P)	100.00	17.00	49.10	9.32	6.99	11.11	11.36	11.49
1615012156	M12 x 1.5	D6	Modified Bottom (2.5P)	100.00	17.00	49.10	9.32	6.99	11.11	11.24	11.39
1615012111	M12 x 1.5	D11	Bottom (1.5P)	100.00	17.00	49.10	9.32	6.99	11.11	11.24	11.39
1615012151	M12 x 1.5	D11	Modified Bottom (2.5P)	100.00	17.00	49.10	9.32	6.99	11.11	11.24	11.39
1615012141	M12 x 1.5	D11	Plug (4.5P)	100.00	17.00	49.10	9.32	6.99	11.11	11.24	11.39
1615012756	M12 x 1.75	D6	Modified Bottom (2.5P)	110.00	17.00	49.10	9.32	6.99	11.11	11.11	11.29
1615012711	M12 x 1.75	D11	Bottom (1.5P)	110.00	17.00	49.10	9.32	6.99	11.11	11.11	11.29
1615010751	M12 x 1.75	D11	Modified Bottom (2.5P)	110.00	17.00	49.10	9.32	6.99	11.11	11.11	11.29
1615012541	M12 x 1.75	D11	Plug (4.5P)	110.00	17.00	49.10	9.32	6.99	11.11	11.11	11.29

● Stocked ○ Available Upon Request; MOQ May Apply ▲ Globally Stocked



ABOUT OSG

DRILLING

THREADING

MILLING

HOLDERS

INDEX





List 16150 (Continued)

EXOPRO® OIL-S-XPF, DIN Overall Length



FORMING HSS-Co V C/1.5P C/2.5P C/4.5P PACKED 1 PIECE

EDP Number	Thread Size	Thread Limit	Chamfer Type	Overall Length	Thread Length	Neck Length	Shank Diameter	Square Width	Square Length	Tap Drill Size	
				L (mm)	Lc (mm)	L1 (mm)	d (mm)	k (mm)	lk (mm)	Min (mm)	Max (mm)
1615014156	M14 x 1.5	D6	Modified Bottom (2.5P)	100.00	20.00	50.10	10.90	8.18	12.70	13.24	13.39
1615014511	M14 x 1.5	D11	Bottom (1.5P)	100.00	20.00	50.10	10.90	8.18	12.70	13.24	13.39
1615014151	M14 x 1.5	D11	Modified Bottom (2.5P)	100.00	20.00	50.10	10.90	8.18	12.70	13.24	13.39
1615014541	M14 x 1.5	D11	Plug (4.5P)	100.00	20.00	50.10	10.90	8.18	12.70	13.24	13.39
1615014027	M14 x 2	D7	Modified Bottom (2.5P)	110.00	20.00	50.10	10.90	8.18	12.70	12.98	13.18
1615014212	M14 x 2	D12	Bottom (1.5P)	110.00	20.00	50.10	10.90	8.18	12.70	12.98	13.18
1615014022	M14 x 2	D12	Modified Bottom (2.5P)	110.00	20.00	50.10	10.90	8.18	12.70	12.98	13.18
1615014242	M14 x 2	D12	Plug (4.5P)	110.00	20.00	50.10	10.90	8.18	12.70	12.98	13.18
1615016152	M16 x 1.5	D6	Modified Bottom (2.5P)	100.00	20.00	54.00	12.19	9.14	14.29	15.24	15.39
1615016111	M16 x 1.5	D11	Bottom (1.5P)	100.00	20.00	54.00	12.19	9.14	14.29	15.24	15.39
1615016151	M16 x 1.5	D11	Modified Bottom (2.5P)	100.00	20.00	54.00	12.19	9.14	14.29	15.24	15.39
1615016141	M16 x 1.5	D11	Plug (4.5P)	100.00	20.00	54.00	12.19	9.14	14.29	15.24	15.39
1615016207	M16 x 2	D7	Modified Bottom (2.5P)	110.00	20.00	54.00	12.19	9.14	14.29	14.98	15.18
1615016212	M16 x 2	D12	Bottom (1.5P)	110.00	20.00	54.00	12.19	9.14	14.29	14.98	15.18
1615016202	M16 x 2	D12	Modified Bottom (2.5P)	110.00	20.00	54.00	12.19	9.14	14.29	14.98	15.18
1615016242	M16 x 2	D12	Plug (4.5P)	110.00	20.00	54.00	12.19	9.14	14.29	14.98	15.18
1615018156	M18 x 1.5	D6	Modified Bottom (2.5P)	110.00	25.00	55.00	13.77	10.31	15.88	17.24	17.39
1615018111	M18 x 1.5	D11	Bottom (1.5P)	110.00	25.00	55.00	13.77	10.31	15.88	17.24	17.39
1615018151	M18 x 1.5	D11	Modified Bottom (2.5P)	110.00	25.00	55.00	13.77	10.31	15.88	17.24	17.39
1615018141	M18 x 1.5	D11	Plug (4.5P)	110.00	25.00	55.00	13.77	10.31	15.88	17.24	17.39
1615018257	M18 x 2.5	D7	Modified Bottom (2.5P)	125.00	25.00	55.00	13.77	10.31	15.88	16.73	16.98
1615018212	M18 x 2.5	D12	Bottom (1.5P)	125.00	25.00	55.00	13.77	10.31	15.88	16.73	16.98
1615018252	M18 x 2.5	D12	Modified Bottom (2.5P)	125.00	25.00	55.00	13.77	10.31	15.88	16.73	16.98
1615018242	M18 x 2.5	D12	Plug (4.5P)	125.00	25.00	55.00	13.77	10.31	15.88	16.73	16.98
1615020156	M20 x 1.5	D6	Modified Bottom (2.5P)	125.00	25.00	61.80	16.56	12.42	17.46	19.24	19.39
1615020111	M20 x 1.5	D11	Bottom (1.5P)	125.00	25.00	61.80	16.56	12.42	17.46	19.24	19.39
1615020151	M20 x 1.5	D11	Modified Bottom (2.5P)	125.00	25.00	61.80	16.56	12.42	17.46	19.24	19.39
1615020141	M20 x 1.5	D11	Plug (4.5P)	125.00	25.00	61.80	16.56	12.42	17.46	19.24	19.39
1615020257	M20 x 2.5	D7	Modified Bottom (2.5P)	140.00	25.00	61.80	16.56	12.42	17.46	18.73	18.98
1615020212	M20 x 2.5	D12	Bottom (1.5P)	140.00	25.00	61.80	16.56	12.42	17.46	18.73	18.98
1615020252	M20 x 2.5	D12	Modified Bottom (2.5P)	140.00	25.00	61.80	16.56	12.42	17.46	18.73	18.98
1615020242	M20 x 2.5	D12	Plug (4.5P)	140.00	25.00	61.80	16.56	12.42	17.46	18.73	18.98
1615022156	M22 x 1.5	D6	Modified Bottom (2.5P)	125.00	25.00	67.40	17.70	13.28	19.05	21.24	21.39
1615022111	M22 x 1.5	D11	Bottom (1.5P)	125.00	25.00	67.40	17.70	13.28	19.05	21.24	21.39
1615022151	M22 x 1.5	D11	Modified Bottom (2.5P)	125.00	25.00	67.40	17.70	13.28	19.05	21.24	21.39
1615022141	M22 x 1.5	D11	Plug (4.5P)	125.00	25.00	67.40	17.70	13.28	19.05	21.24	21.39
1615022207	M22 x 2	D7	Modified Bottom (2.5P)	140.00	25.00	67.40	17.70	13.28	19.05	20.98	21.18
1615022212	M22 x 2	D12	Bottom (1.5P)	140.00	25.00	67.40	17.70	13.28	19.05	20.98	21.18
1615022202	M22 x 2	D12	Modified Bottom (2.5P)	140.00	25.00	67.40	17.70	13.28	19.05	20.98	21.18
1615022242	M22 x 2	D12	Plug (4.5P)	140.00	25.00	67.40	17.70	13.28	19.05	20.98	21.18
1615022257	M22 x 2.5	D7	Modified Bottom (2.5P)	140.00	25.00	67.40	17.70	13.28	19.05	20.73	20.98
1615022512	M22 x 2.5	D12	Bottom (1.5P)	140.00	25.00	67.40	17.70	13.28	19.05	20.73	20.98
1615022252	M22 x 2.5	D12	Modified Bottom (2.5P)	140.00	25.00	67.40	17.70	13.28	19.05	20.73	20.98
1615022542	M22 x 2.5	D12	Plug (4.5P)	140.00	25.00	67.40	17.70	13.28	19.05	20.73	20.98
1615024156	M24 x 1.5	D6	Modified Bottom (2.5P)	140.00	25.00	68.40	19.30	14.48	19.05	23.24	23.39
1615024111	M24 x 1.5	D11	Bottom (1.5P)	140.00	25.00	68.40	19.30	14.48	19.05	23.24	23.39
1615024151	M24 x 1.5	D11	Modified Bottom (2.5P)	140.00	25.00	68.40	19.30	14.48	19.05	23.24	23.39

● Stocked ○ Available Upon Request; MOQ May Apply ▲ Globally Stocked



CONTINUED ➔

P					M			K	N		S		H						
Steel					Stainless Steel			Cast Iron	Non-Ferrous		HRSA		Hardened Steel						
Carbon Steel			Alloy Steel	Die Steel	300	400	17-4 PH		Aluminum		Nickel Alloy	Titanium							
Low	Medium	High							6061	7075			Casting	Inconel	6Al4V (30 HRC)	~35 HRC	35-45 HRC	45-50 HRC	50-70 HRC
1010	1035	1065	4140	4340	○*	○*	○*	○	○	○	○	○	○	○	○	○	○	○	○
1018	1045																		
75-130 SFM	75-130 SFM	65-100 SFM	65-100 SFM	20-65 SFM	20-50 SFM	20-45 SFM	15-40 SFM		80-130 SFM	75-110 SFM	8-10 SFM	8-10 SFM	50-100 SFM	8-20 SFM					

*For Stainless Steel, please use non-water-soluble coolant or highly concentrated water-soluble coolant.

○ Good ○ Best





List 16150 (Continued)

EXOPRO® OIL-S-XPF, DIN Overall Length



FORMING	HSS-Co	V					PACKED
			C/1.5P	C/2.5P	C/4.5P		1 PIECE



EDP Number	Thread Size	Thread Limit	Chamfer Type	Overall Length	Thread Length	Neck Length	Shank Diameter	Square Width	Square Length	Tap Drill Size	
				L (mm)	Lc (mm)	L1 (mm)	d (mm)	k (mm)	Ik (mm)	Min (mm)	Max (mm)
1615024141	M24 x 1.5	D11	Plug (4.5P)	140.00	25.00	68.40	19.30	14.48	19.05	23.24	23.39
1615024207	M24 x 2	D7	Modified Bottom (2.5P)	140.00	30.00	68.40	19.30	14.48	19.05	22.98	23.18
1615024223	M24 x 2	D13	Bottom (1.5P)	140.00	30.00	68.40	19.30	14.48	19.05	22.98	23.18
1615024203	M24 x 2	D13	Modified Bottom (2.5P)	140.00	30.00	68.40	19.30	14.48	19.05	22.98	23.18
1615024243	M24 x 2	D13	Plug (4.5P)	140.00	30.00	68.40	19.30	14.48	19.05	22.98	23.18
1615024309	M24 x 3	D9	Modified Bottom (2.5P)	160.00	30.00	68.40	19.30	14.48	19.05	22.47	22.78
1615024349	M24 x 3	D9	Plug (4.5P)	160.00	30.00	68.40	19.30	14.48	19.05	22.47	22.78
1615024315	M24 x 3	D15	Bottom (1.5P)	160.00	30.00	68.40	19.30	14.48	19.05	22.47	22.78
1615024305	M24 x 3	D15	Modified Bottom (2.5P)	160.00	30.00	68.40	19.30	14.48	19.05	22.47	22.78
1615024345	M24 x 3	D15	Plug (4.5P)	160.00	30.00	68.40	19.30	14.48	19.05	22.47	22.78
1615027309	M27 x 3	D15	Modified Bottom (2.5P)	160.00	18.00	64.00	22.76	17.07	22.23	25.47	25.78
1615030350	M30 x 3.5	D15	Modified Bottom (2.5P)	180.00	21.00	72.00	25.93	19.46	25.40	28.22	28.57
1615033350	M33 x 3.5	D16	Modified Bottom (2.5P)	180.00	21.00	72.00	28.14	21.11	26.99	31.22	31.57
1615036411	M36 x 4	D17	Modified Bottom (2.5P)	200.00	24.00	80.00	31.32	23.50	28.58	33.96	34.37
1615042451	M42 x 4.5	D17	Modified Bottom (2.5P)	200.00	27.00	80.00	36.32	27.23	31.75	39.71	40.16
1615045451	M45 x 4.5	D17	Modified Bottom (2.5P)	220.00	27.00	88.00	38.58	28.93	31.75	42.41	43.16

● Stocked ○ Available Upon Request; MOQ May Apply ▲ Globally Stocked



P					M			K	N		S		H				
Steel					Stainless Steel				Cast Iron	Non-Ferrous		HRSA		Hardened Steel			
Carbon Steel			Alloy Steel	Die Steel						Aluminum		Nickel Alloy	Titanium				
Low	Medium	High			4140 4340	Die Steel	300	400	17-4 PH	6061 7075	Casting			Inconel	6Al4V (30 HRC)	~35 HRC	35-45 HRC
1010 1018	1035 1045	1065	⊗*	⊗*								⊗*	⊗				
75-130 SFM	75-130 SFM	65-100 SFM	65-100 SFM	20-65 SFM	20-50 SFM	20-45 SFM	15-40 SFM	80-130 SFM	75-110 SFM	8-10 SFM	8-10 SFM	50-100 SFM	8-20 SFM				

*For Stainless Steel, please use non-water-soluble coolant or highly concentrated water-soluble coolant.

○ Good ⊗ Best






List 16250

EXOPRO® S-XPF, DIN Overall Length



FORMING	HSS-Co	V	C/1.5P	C/2.5P	C/4.5P	PACKED 1 PIECE
---------	--------	---	--------	--------	--------	-------------------



EDP Number	Thread Size	Thread Limit	Chamfer Type	Overall Length	Thread Length	Neck Length	Shank Diameter	Square Width	Square Length	Tap Drill Size	
				L (Inch)	Lc (Inch)	L1 (Inch)	d (Inch)	k (Inch)	lk (Inch)	Min (Inch)	Max (Inch)
162500802	● No. 0 - 80 UNF	H2	Modified Bottom (2.5P)	1.640	0.321	0.360	0.141	0.110	0.188	0.054	0.055
1625008013	● No. 0 - 80 UNF	H3	Bottom (1.5P)	1.640	0.321	0.360	0.141	0.110	0.188	0.054	0.055
162500803	● No. 0 - 80 UNF	H3	Modified Bottom (2.5P)	1.640	0.321	0.360	0.141	0.110	0.188	0.054	0.055
1625008043	● No. 0 - 80 UNF	H3	Plug (4.5P)	1.640	0.321	0.360	0.141	0.110	0.188	0.054	0.055
1625001642	● No. 1 - 64 UNC	H2	Modified Bottom (2.5P)	1.841	0.326	0.365	0.141	0.110	0.188	0.065	0.067
1625016413	● No. 1 - 64 UNC	H3	Bottom (1.5P)	1.772	0.329	0.369	0.141	0.110	0.188	0.065	0.067
1625001643	● No. 1 - 64 UNC	H3	Modified Bottom (2.5P)	1.841	0.326	0.365	0.141	0.110	0.188	0.065	0.067
1625016443	● No. 1 - 64 UNC	H3	Plug (4.5P)	1.841	0.326	0.365	0.141	0.110	0.188	0.065	0.067
1625001722	● No. 1 - 72 UNF	H2	Modified Bottom (2.5P)	1.839	0.324	0.363	0.141	0.110	0.188	0.066	0.067
1625017213	● No. 1 - 72 UNF	H3	Bottom (1.5P)	1.772	0.327	0.366	0.141	0.110	0.188	0.066	0.067
1625001723	● No. 1 - 72 UNF	H3	Modified Bottom (2.5P)	1.839	0.324	0.363	0.141	0.110	0.188	0.066	0.067
1625017243	● No. 1 - 72 UNF	H3	Plug (4.5P)	1.841	0.326	0.365	0.141	0.110	0.188	0.066	0.067
1625002562	● No. 2 - 56 UNC	H2	Modified Bottom (2.5P)	1.772	0.385	0.424	0.141	0.110	0.188	0.077	0.079
1625025613	● No. 2 - 56 UNC	H3	Bottom (1.5P)	1.772	0.389	0.428	0.141	0.110	0.188	0.077	0.079
1625002563	● No. 2 - 56 UNC	H3	Modified Bottom (2.5P)	1.772	0.384	0.424	0.141	0.110	0.188	0.077	0.079
1625025643	● No. 2 - 56 UNC	H3	Plug (4.5P)	1.772	0.374	0.413	0.141	0.110	0.188	0.077	0.079
1625002642	● No. 2 - 64 UNF	H2	Modified Bottom (2.5P)	1.772	0.381	0.421	0.141	0.110	0.188	0.078	0.080
1625026413	● No. 2 - 64 UNF	H3	Bottom (1.5P)	1.772	0.385	0.424	0.141	0.110	0.188	0.078	0.080
1625002643	● No. 2 - 64 UNF	H3	Modified Bottom (2.5P)	1.772	0.381	0.421	0.141	0.110	0.188	0.078	0.080
1625026443	● No. 2 - 64 UNF	H3	Plug (4.5P)	1.772	0.374	0.413	0.141	0.110	0.188	0.078	0.080
1625003482	● No. 3 - 48 UNC	H2	Modified Bottom (2.5P)	1.969	0.385	0.424	0.141	0.110	0.188	0.088	0.091
1625034813	● No. 3 - 48 UNC	H3	Bottom (1.5P)	1.969	0.390	0.429	0.141	0.110	0.188	0.088	0.091
1625003483	● No. 3 - 48 UNC	H3	Modified Bottom (2.5P)	1.969	0.385	0.424	0.141	0.110	0.188	0.088	0.091
1625034843	● No. 3 - 48 UNC	H3	Plug (4.5P)	1.969	0.370	0.409	0.141	0.110	0.188	0.088	0.091
1625003562	● No. 3 - 56 UNF	H2	Modified Bottom (2.5P)	1.969	0.381	0.421	0.141	0.110	0.188	0.090	0.092
1625035613	● No. 3 - 56 UNF	H3	Bottom (1.5P)	1.969	0.385	0.425	0.141	0.110	0.188	0.090	0.092
1625003563	● No. 3 - 56 UNF	H3	Modified Bottom (2.5P)	1.969	0.381	0.421	0.141	0.110	0.188	0.090	0.092
1625035643	● No. 3 - 56 UNF	H3	Plug (4.5P)	1.969	0.370	0.409	0.141	0.110	0.188	0.090	0.092
1625004403	● No. 4 - 40 UNC	H3	Modified Bottom (2.5P)	2.205	0.312	0.721	0.141	0.110	0.188	0.099	0.102
1625044015	● No. 4 - 40 UNC	H5	Bottom (1.5P)	2.205	0.317	0.727	0.141	0.110	0.188	0.099	0.102
1625004405	● No. 4 - 40 UNC	H5	Modified Bottom (2.5P)	2.205	0.311	0.721	0.141	0.110	0.188	0.099	0.102
1625044045	● No. 4 - 40 UNC	H5	Plug (4.5P)	2.205	0.295	0.705	0.141	0.110	0.188	0.099	0.102
1625004483	● No. 4 - 48 UNF	H3	Modified Bottom (2.5P)	2.205	0.311	0.720	0.141	0.110	0.188	0.101	0.104
1625044815	● No. 4 - 48 UNF	H5	Bottom (1.5P)	2.205	0.315	0.724	0.141	0.110	0.188	0.101	0.104
1625004485	● No. 4 - 48 UNF	H5	Modified Bottom (2.5P)	2.205	0.310	0.720	0.141	0.110	0.188	0.101	0.104
1625044845	● No. 4 - 48 UNF	H5	Plug (4.5P)	2.205	0.299	0.709	0.141	0.110	0.188	0.101	0.104
1625005403	● No. 5 - 40 UNC	H3	Modified Bottom (2.5P)	2.205	0.313	0.722	0.141	0.110	0.188	0.112	0.115
1625054015	● No. 5 - 40 UNC	H5	Bottom (1.5P)	2.205	0.318	0.728	0.141	0.110	0.188	0.112	0.115
1625005405	● No. 5 - 40 UNC	H5	Modified Bottom (2.5P)	2.205	0.312	0.722	0.141	0.110	0.188	0.112	0.115
1625054045	● No. 5 - 40 UNC	H5	Plug (4.5P)	2.205	0.299	0.709	0.141	0.110	0.188	0.112	0.115
1625005443	● No. 5 - 44 UNF	H3	Modified Bottom (2.5P)	2.205	0.310	0.719	0.141	0.110	0.188	0.113	0.116
1625054415	● No. 5 - 44 UNF	H5	Bottom (1.5P)	2.205	0.315	0.724	0.141	0.110	0.188	0.113	0.116

● Stocked ○ Available Upon Request; MOQ May Apply ▲ Globally Stocked



CONTINUED ➔

P					M			K	N		S		H					
Steel					Stainless Steel				Cast Iron	Non-Ferrous		HRSA		Hardened Steel				
Carbon Steel			Alloy Steel	Die Steel	300	400	17-4 PH			Aluminum		Nickel Alloy	Titanium					
Low	Medium	High								6061	Casting			Inconel	6Al4V	~35 HRC	35-45 HRC	45-50 HRC
1010	1035	1065	4140	4340				○*	○*	○*	○	○	○	○	○	○	○	○
1018	1045																	
○	○	○	○	○														
50-115 SFM	50-115 SFM	50-85 SFM	50-85 SFM	20-65 SFM	15-40 SFM	15-35 SFM	10-30 SFM		65-115 SFM	65-90 SFM	8-12 SFM	8-15 SFM	50-100 SFM	8-25 SFM				

*For Stainless Steel, please use non-water-soluble coolant or highly concentrated water-soluble coolant.

○ Good ○ Best






List 16250 (Continued)

EXOPRO[®] S-XPF, DIN Overall Length



FORMING HSS-Co V C/1.5P C/2.5P C/4.5P PACKED 1 PIECE



EDP Number	Thread Size	Thread Limit	Chamfer Type	Overall Length	Thread Length	Neck Length	Shank Diameter	Square Width	Square Length	Tap Drill Size	
				L (Inch)	Lc (Inch)	L1 (Inch)	d (Inch)	k (Inch)	lk (Inch)	Min (Inch)	Max (Inch)
1625005445	● No. 5 - 44 UNF	H5	Modified Bottom (2.5P)	2.205	0.309	0.719	0.141	0.110	0.188	0.113	0.116
16250054445	● No. 5 - 44 UNF	H5	Plug (4.5P)	2.205	0.299	0.709	0.141	0.110	0.188	0.113	0.116
1625006323	● No. 6 - 32 UNC	H3	Modified Bottom (2.5P)	2.205	0.392	0.805	0.141	0.110	0.188	0.122	0.125
1625063215	● No. 6 - 32 UNC	H5	Bottom (1.5P)	2.205	0.399	0.812	0.141	0.110	0.188	0.122	0.125
1625006325	● No. 6 - 32 UNC	H5	Modified Bottom (2.5P)	2.205	0.391	0.805	0.141	0.110	0.188	0.122	0.125
1625063245	● No. 6 - 32 UNC	H5	Plug (4.5P)	2.205	0.370	0.783	0.141	0.110	0.188	0.122	0.125
1625006403	● No. 6 - 40 UNF	H3	Modified Bottom (2.5P)	2.205	0.388	0.802	0.141	0.110	0.188	0.125	0.128
1625064015	● No. 6 - 40 UNF	H5	Bottom (1.5P)	2.205	0.394	0.807	0.141	0.110	0.188	0.125	0.128
1625006405	● No. 6 - 40 UNF	H5	Modified Bottom (2.5P)	2.205	0.388	0.802	0.141	0.110	0.188	0.125	0.128
1625064045	● No. 6 - 40 UNF	H5	Plug (4.5P)	2.205	0.374	0.787	0.141	0.110	0.188	0.125	0.128
1625008323	● No. 8 - 32 UNC	H3	Modified Bottom (2.5P)	2.480	0.393	0.846	0.168	0.131	0.250	0.148	0.151
1625083215	● No. 8 - 32 UNC	H5	Bottom (1.5P)	2.480	0.400	0.853	0.168	0.131	0.250	0.148	0.151
1625008325	● No. 8 - 32 UNC	H5	Modified Bottom (2.5P)	2.480	0.393	0.846	0.168	0.131	0.250	0.148	0.151
1625083245	● No. 8 - 32 UNC	H5	Plug (4.5P)	2.480	0.374	0.827	0.168	0.131	0.250	0.148	0.151
1625008363	● No. 8 - 36 UNF	H3	Modified Bottom (2.5P)	2.480	0.389	0.842	0.168	0.131	0.250	0.150	0.153
1625083615	● No. 8 - 36 UNF	H5	Bottom (1.5P)	2.480	0.395	0.848	0.168	0.131	0.250	0.150	0.153
1625008365	● No. 8 - 36 UNF	H5	Modified Bottom (2.5P)	2.480	0.389	0.842	0.168	0.131	0.250	0.150	0.153
1625083645	● No. 8 - 36 UNF	H5	Plug (4.5P)	2.480	0.374	0.827	0.168	0.131	0.250	0.150	0.153
1625010244	● No. 10 - 24 UNC	H4	Modified Bottom (2.5P)	2.756	0.521	0.966	0.194	0.152	0.250	0.169	0.173
1625010216	● No. 10 - 24 UNC	H6	Bottom (1.5P)	2.756	0.530	0.975	0.194	0.152	0.250	0.169	0.173
1625010246	● No. 10 - 24 UNC	H6	Modified Bottom (2.5P)	2.756	0.520	0.965	0.194	0.152	0.250	0.169	0.173
1625010249	● No. 10 - 24 UNC	H6	Plug (4.5P)	2.756	0.492	0.937	0.194	0.152	0.250	0.169	0.173
1625010324	● No. 10 - 32 UNF	H4	Modified Bottom (2.5P)	2.756	0.516	0.961	0.194	0.152	0.250	0.174	0.177
1625010316	● No. 10 - 32 UNF	H6	Bottom (1.5P)	2.756	0.523	0.968	0.194	0.152	0.250	0.174	0.177
1625010326	● No. 10 - 32 UNF	H6	Modified Bottom (2.5P)	2.756	0.516	0.961	0.194	0.152	0.250	0.174	0.177
1625010346	● No. 10 - 32 UNF	H6	Plug (4.5P)	2.756	0.500	0.945	0.194	0.152	0.250	0.174	0.177
1625012245	● No. 12 - 24 UNC	H5	Modified Bottom (2.5P)	3.150	0.522	1.124	0.220	0.165	0.281	0.195	0.199
1625012417	● No. 12 - 24 UNC	H7	Bottom (1.5P)	3.150	0.532	1.134	0.220	0.165	0.281	0.195	0.199
1625012247	● No. 12 - 24 UNC	H7	Modified Bottom (2.5P)	3.150	0.522	1.124	0.220	0.165	0.281	0.195	0.199
1625012447	● No. 12 - 24 UNC	H7	Plug (4.5P)	3.150	0.496	1.098	0.220	0.165	0.281	0.195	0.199
1625012285	● No. 12 - 28 UNF	H5	Modified Bottom (2.5P)	3.150	0.519	1.121	0.220	0.165	0.281	0.198	0.201
1625012817	● No. 12 - 28 UNF	H7	Bottom (1.5P)	3.150	0.523	1.130	0.220	0.165	0.281	0.198	0.201
1625012287	● No. 12 - 28 UNF	H7	Modified Bottom (2.5P)	3.150	0.519	1.121	0.220	0.165	0.281	0.198	0.201
1625012847	● No. 12 - 28 UNF	H7	Plug (4.5P)	3.150	0.500	1.102	0.220	0.165	0.281	0.198	0.201
1625014204	● 1/4 - 20 UNC	H4	Modified Bottom (2.5P)	3.150	0.526	1.207	0.255	0.191	0.313	0.225	0.230
1625014216	● 1/4 - 20 UNC	H6	Bottom (1.5P)	3.150	0.538	1.219	0.255	0.191	0.313	0.225	0.230
1625014206	● 1/4 - 20 UNC	H6	Modified Bottom (2.5P)	3.150	0.526	1.207	0.255	0.191	0.313	0.225	0.230
1625014246	● 1/4 - 20 UNC	H6	Plug (4.5P)	3.150	0.496	1.374	0.255	0.191	0.313	0.225	0.230
1625014284	● 1/4 - 28 UNF	H4	Modified Bottom (2.5P)	3.150	0.509	1.190	0.255	0.191	0.313	0.232	0.235
1625014816	● 1/4 - 28 UNF	H6	Bottom (1.5P)	3.150	0.517	1.198	0.255	0.191	0.313	0.232	0.235
1625014286	● 1/4 - 28 UNF	H6	Modified Bottom (2.5P)	3.150	0.508	1.189	0.255	0.191	0.313	0.232	0.235
1625014846	● 1/4 - 28 UNF	H6	Plug (4.5P)	3.150	0.496	1.177	0.255	0.191	0.313	0.232	0.235
1625056185	● 5/16 - 18 UNC	H5	Modified Bottom (2.5P)	3.543	0.555	1.378	0.318	0.238	0.375	0.284	0.290
1625051617	● 5/16 - 18 UNC	H7	Bottom (1.5P)	3.543	0.555	1.378	0.318	0.238	0.375	0.284	0.290
1625056187	● 5/16 - 18 UNC	H7	Modified Bottom (2.5P)	3.543	0.555	1.378	0.318	0.238	0.375	0.284	0.290
1625051647	● 5/16 - 18 UNC	H7	Plug (4.5P)	3.543	0.555	1.378	0.318	0.238	0.375	0.284	0.290
1625056245	● 5/16 - 24 UNF	H5	Modified Bottom (2.5P)	3.543	0.555	1.378	0.318	0.238	0.375	0.291	0.296
1625056217	● 5/16 - 24 UNF	H7	Bottom (1.5P)	3.543	0.555	1.378	0.318	0.238	0.375	0.291	0.296
1625056247	● 5/16 - 24 UNF	H7	Modified Bottom (2.5P)	3.543	0.555	1.378	0.318	0.238	0.375	0.291	0.296
1625056249	● 5/16 - 24 UNF	H7	Plug (4.5P)	3.543	0.555	1.378	0.318	0.238	0.375	0.291	0.296
1625038165	● 3/8 - 16 UNC	H5	Modified Bottom (2.5P)	3.937	0.625	1.575	0.381	0.286	0.438	0.343	0.350
1625038117	● 3/8 - 16 UNC	H7	Bottom (1.5P)	3.937	0.625	1.575	0.381	0.286	0.438	0.343	0.350

● Stocked ○ Available Upon Request; MOQ May Apply ▲ Globally Stocked



ABOUT OSG

DRILLING

THREADING

MILLING

HOLDERS

INDEX





List 16250 (Continued)

EXOPRO® S-XPF, DIN Overall Length

EDP Number	Thread Size	Thread Limit	Chamfer Type	Overall Length	Thread Length	Neck Length	Shank Diameter	Square Width	Square Length	Tap Drill Size	
				L (Inch)	Lc (Inch)	L1 (Inch)	d (Inch)	k (Inch)	lk (Inch)	Min (Inch)	Max (Inch)
1625038167	3/8 - 16 UNC	H7	Modified Bottom (2.5P)	3.937	0.625	1.575	0.381	0.286	0.438	0.343	0.350
1625038147	3/8 - 16 UNC	H7	Plug (4.5P)	3.937	0.625	1.575	0.381	0.286	0.438	0.343	0.350
1625038245	3/8 - 24 UNF	H5	Modified Bottom (2.5P)	3.937	0.625	1.575	0.381	0.286	0.438	0.354	0.358
1625038217	3/8 - 24 UNF	H7	Bottom (1.5P)	3.937	0.625	1.575	0.381	0.286	0.438	0.354	0.358
1625038247	3/8 - 24 UNF	H7	Modified Bottom (2.5P)	3.937	0.625	1.575	0.381	0.286	0.438	0.354	0.358
1625038249	3/8 - 24 UNF	H7	Plug (4.5P)	3.937	0.625	1.575	0.381	0.286	0.438	0.354	0.358
1625076145	7/16 - 14 UNC	H5	Modified Bottom (2.5P)	3.937	0.712	1.693	0.323	0.242	0.406	0.401	0.408
1625076118	7/16 - 14 UNC	H8	Bottom (1.5P)	3.937	0.712	1.693	0.323	0.242	0.406	0.401	0.408
1625076148	7/16 - 14 UNC	H8	Modified Bottom (2.5P)	3.937	0.712	1.693	0.323	0.242	0.406	0.401	0.408
1625076149	7/16 - 14 UNC	H8	Plug (4.5P)	3.937	0.712	1.693	0.323	0.242	0.406	0.401	0.408
1625076205	7/16 - 20 UNF	H5	Modified Bottom (2.5P)	3.937	0.712	1.693	0.323	0.242	0.406	0.412	0.417
1625076218	7/16 - 20 UNF	H8	Bottom (1.5P)	3.937	0.712	1.693	0.323	0.242	0.406	0.412	0.417
1625076208	7/16 - 20 UNF	H8	Modified Bottom (2.5P)	3.937	0.712	1.693	0.323	0.242	0.406	0.412	0.417
1625076248	7/16 - 20 UNF	H8	Plug (4.5P)	3.937	0.712	1.693	0.323	0.242	0.406	0.412	0.417
1625012135	1/2 - 13 UNC	H5	Modified Bottom (2.5P)	4.331	0.767	1.929	0.367	0.275	0.438	0.461	0.469
1625012118	1/2 - 13 UNC	H8	Bottom (1.5P)	4.331	0.767	1.929	0.367	0.275	0.438	0.461	0.469
1625012138	1/2 - 13 UNC	H8	Modified Bottom (2.5P)	4.331	0.767	1.929	0.367	0.275	0.438	0.461	0.469
1625012148	1/2 - 13 UNC	H8	Plug (4.5P)	4.331	0.767	1.929	0.367	0.275	0.438	0.461	0.469
1625012205	1/2 - 20 UNF	H5	Modified Bottom (2.5P)	3.937	0.767	1.929	0.367	0.275	0.438	0.475	0.480
1625012218	1/2 - 20 UNF	H8	Bottom (1.5P)	3.937	0.767	1.929	0.367	0.275	0.438	0.475	0.480
1625012208	1/2 - 20 UNF	H8	Modified Bottom (2.5P)	3.937	0.767	1.929	0.367	0.275	0.438	0.475	0.480
1625012248	1/2 - 20 UNF	H8	Plug (4.5P)	3.937	0.767	1.929	0.367	0.275	0.438	0.475	0.480
1625091117	9/16 - 12 UNC	H7	Bottom (1.5P)	4.331	0.834	1.969	0.429	0.322	0.500	0.520	0.529
1625096127	9/16 - 12 UNC	H7	Modified Bottom (2.5P)	4.331	0.834	1.969	0.429	0.322	0.500	0.520	0.529
1625091147	9/16 - 12 UNC	H7	Plug (4.5P)	4.331	0.834	1.969	0.429	0.322	0.500	0.520	0.529
1625096120	9/16 - 12 UNC	H10	Modified Bottom (2.5P)	4.331	0.834	1.969	0.429	0.322	0.500	0.520	0.529
1625096187	9/16 - 18 UNF	H7	Modified Bottom (2.5P)	3.937	0.834	1.969	0.429	0.322	0.500	0.534	0.540
1625091810	9/16 - 18 UNF	H10	Bottom (1.5P)	3.937	0.834	1.969	0.429	0.322	0.500	0.534	0.540
1625096180	9/16 - 18 UNF	H10	Modified Bottom (2.5P)	3.937	0.834	1.969	0.429	0.322	0.500	0.534	0.540
1625091840	9/16 - 18 UNF	H10	Plug (4.5P)	3.937	0.834	1.969	0.429	0.322	0.500	0.534	0.540
1625058117	5/8 - 11 UNC	H7	Modified Bottom (2.5P)	4.331	0.909	2.126	0.480	0.360	0.563	0.579	0.588
1625058410	5/8 - 11 UNC	H10	Bottom (1.5P)	4.331	0.909	2.126	0.480	0.360	0.563	0.579	0.588
1625058110	5/8 - 11 UNC	H10	Modified Bottom (2.5P)	4.331	0.909	2.126	0.480	0.360	0.563	0.579	0.588
1625058140	5/8 - 11 UNC	H10	Plug (4.5P)	4.331	0.909	2.126	0.480	0.360	0.563	0.579	0.588
1625058187	5/8 - 18 UNF	H7	Modified Bottom (2.5P)	3.937	0.909	2.126	0.480	0.360	0.563	0.597	0.602
1625058810	5/8 - 18 UNF	H10	Bottom (1.5P)	3.937	0.909	2.126	0.480	0.360	0.563	0.597	0.602
1625058180	5/8 - 18 UNF	H10	Modified Bottom (2.5P)	3.937	0.909	2.126	0.480	0.360	0.563	0.597	0.602
1625058840	5/8 - 18 UNF	H10	Plug (4.5P)	3.937	0.909	2.126	0.480	0.360	0.563	0.597	0.602
1625034107	3/4 - 10 UNC	H7	Modified Bottom (2.5P)	4.921	1.000	2.441	0.590	0.442	0.688	0.699	0.709
1625034110	3/4 - 10 UNC	H10	Bottom (1.5P)	4.921	1.000	2.441	0.590	0.442	0.688	0.699	0.709
1625034100	3/4 - 10 UNC	H10	Modified Bottom (2.5P)	4.921	1.000	2.441	0.590	0.442	0.688	0.699	0.709
1625034140	3/4 - 10 UNC	H10	Plug (4.5P)	4.921	1.000	2.441	0.590	0.442	0.688	0.699	0.709
1625034167	3/4 - 16 UNF	H7	Modified Bottom (2.5P)	4.331	1.000	2.441	0.590	0.442	0.688	0.718	0.725
1625034610	3/4 - 16 UNF	H10	Bottom (1.5P)	4.331	1.000	2.441	0.590	0.442	0.688	0.718	0.725
1625034160	3/4 - 16 UNF	H10	Modified Bottom (2.5P)	4.331	1.000	2.441	0.590	0.442	0.688	0.718	0.725
1625034640	3/4 - 16 UNF	H10	Plug (4.5P)	4.331	1.000	2.441	0.590	0.442	0.688	0.718	0.725
1625078908	7/8 - 9 UNC	H8	Modified Bottom (2.5P)	5.512	1.110	2.638	0.697	0.523	0.750	0.818	0.830

● Stocked ○ Available Upon Request; MOQ May Apply ▲ Globally Stocked



CONTINUED ➔

P Steel					M Stainless Steel			K Cast Iron	N Non-Ferrous		S HRSA		H Hardened Steel				
Carbon Steel			Alloy Steel	Die Steel	300	400	17-4 PH		Aluminum		Nickel Alloy	Titanium	Hardened Steel				
Low	Medium	High							6061	Casting			Inconel	6Al4V (30 HRC)	~35 HRC	35-45 HRC	45-50 HRC
1010	1035	1065	4140	4340	⊗*	⊗*	⊗*	⊗	⊗	○	○	⊗	○				
1018	1045																
50-115 SFM	50-115 SFM	50-85 SFM	50-85 SFM	20-65 SFM	15-40 SFM	15-35 SFM	10-30 SFM		65-115 SFM	65-90 SFM	8-12 SFM	8-15 SFM	50-100 SFM	8-25 SFM			

*For Stainless Steel, please use non-water-soluble coolant or highly concentrated water-soluble coolant.

○ Good ⊗ Best






List 16250 (Continued)

EXOPRO® S-XPF, DIN Overall Length



FORMING	HSS-Co	V	C/1.5P	C/2.5P	C/4.5P	PACKED 1 PIECE
---------	--------	---	--------	--------	--------	-------------------



EDP Number	Thread Size	Thread Limit	Chamfer Type	Overall Length	Thread Length	Neck Length	Shank Diameter	Square Width	Square Length	Tap Drill Size	
				L (Inch)	Lc (Inch)	L1 (Inch)	d (Inch)	k (Inch)	lk (Inch)	Min (Inch)	Max (Inch)
1625078911	7/8 - 9 UNC	H11	Bottom (1.5P)	5.512	1.110	2.638	0.697	0.523	0.750	0.818	0.830
1625078901	7/8 - 9 UNC	H11	Modified Bottom (2.5P)	5.512	1.110	2.638	0.697	0.523	0.750	0.818	0.830
1625078941	7/8 - 9 UNC	H11	Plug (4.5P)	5.512	1.110	2.638	0.697	0.523	0.750	0.818	0.830
1625078148	7/8 - 14 UNF	H8	Modified Bottom (2.5P)	4.921	1.110	2.638	0.697	0.523	0.750	0.839	0.846
1625078111	7/8 - 14 UNF	H11	Bottom (1.5P)	4.921	1.110	2.638	0.697	0.523	0.750	0.839	0.846
1625078141	7/8 - 14 UNF	H11	Modified Bottom (2.5P)	4.921	1.110	2.638	0.697	0.523	0.750	0.839	0.846
1625078149	7/8 - 14 UNF	H11	Plug (4.5P)	4.921	1.110	2.638	0.697	0.523	0.750	0.839	0.846
1625001088	1 - 8 UNC	H8	Modified Bottom (2.5P)	6.299	1.251	2.992	0.800	0.600	0.813	0.936	0.949
1625018111	1 - 8 UNC	H11	Bottom (1.5P)	6.299	1.251	2.992	0.800	0.600	0.813	0.936	0.949
1625001081	1 - 8 UNC	H11	Modified Bottom (2.5P)	6.299	1.251	2.992	0.800	0.600	0.813	0.936	0.949
1625018411	1 - 8 UNC	H11	Plug (4.5P)	6.299	1.251	2.992	0.800	0.600	0.813	0.936	0.949
1625001128	1 - 12 UNF	H8	Modified Bottom (2.5P)	5.512	1.251	2.992	0.800	0.600	0.813	0.958	0.966
1625011211	1 - 12 UNF	H11	Bottom (1.5P)	5.512	1.251	2.992	0.800	0.600	0.813	0.958	0.966
1625001121	1 - 12 UNF	H11	Modified Bottom (2.5P)	5.512	1.251	2.992	0.800	0.600	0.813	0.958	0.966
1625011241	1 - 12 UNF	H11	Plug (4.5P)	5.512	1.251	2.992	0.800	0.600	0.813	0.958	0.966
1625011878	1- 1/8 - 7 UNC	H13	Modified Bottom (2.5P)	7.087	0.858	2.834	0.896	0.672	0.875	1.052	1.067
1625011888	1- 1/8 - 8 UN	H11	Modified Bottom (2.5P)	7.087	0.858	2.834	0.896	0.672	0.875	1.061	1.074
1625011826	1- 1/8 - 12 UNF	H11	Modified Bottom (2.5P)	5.906	0.835	2.362	0.896	0.672	0.875	1.083	1.091
1625012578	1- 1/4 - 7 UNC	H13	Modified Bottom (2.5P)	7.087	0.858	2.834	1.021	0.766	1.000	1.177	1.192
1625012588	1- 1/4 - 8 UN	H11	Modified Bottom (2.5P)	7.087	0.858	2.834	1.021	0.766	1.000	1.186	1.199
1625012526	1- 1/4 - 12 UNF	H11	Modified Bottom (2.5P)	5.906	0.835	2.362	1.021	0.766	1.000	1.208	1.216
1625013768	1- 3/8 - 6 UNC	H14	Modified Bottom (2.5P)	7.870	1.000	3.149	1.108	0.831	1.063	1.290	1.307
1625013788	1- 3/8 - 8 UN	H13	Modified Bottom (2.5P)	7.870	1.000	3.149	1.108	0.831	1.063	1.311	1.324
1625013126	1- 3/8 - 12 UNF	H11	Modified Bottom (2.5P)	6.693	0.835	2.677	1.108	0.831	1.063	1.333	1.341
1625011268	1- 1/2 - 6 UNC	H15	Modified Bottom (2.5P)	7.874	1.000	3.149	1.233	0.925	1.125	1.415	1.432
1625011288	1- 1/2 - 8 UN	H13	Modified Bottom (2.5P)	7.874	1.000	3.149	1.233	0.925	1.125	1.436	1.449
1625012126	1- 1/2 - 12 UNF	H11	Modified Bottom (2.5P)	6.693	0.835	2.677	1.233	0.925	1.125	1.458	1.466
1625016288	1- 5/8 - 8 UN	H13	Modified Bottom (2.5P)	7.874	1.000	3.149	1.305	0.979	1.125	1.561	1.574
1625017558	1- 3/4 - 5 UNC	H16	Modified Bottom (2.5P)	8.661	1.201	3.465	1.430	1.072	1.250	1.648	1.668
1625017588	1- 3/4 - 8 UN	H13	Modified Bottom (2.5P)	7.874	1.201	3.149	1.430	1.072	1.250	1.686	1.699

● Stocked ○ Available Upon Request; MOQ May Apply ▲ Globally Stocked



P					M			K Cast Iron	N		S		H			
Steel					Stainless Steel				Non-Ferrous		HRSA		Hardened Steel			
Carbon Steel			Alloy Steel	Die Steel					Aluminum		Nickel Alloy	Titanium				
Low	Medium	High			300	400	17-4 PH		6061	Casting			Inconel	6Al4V (30 HRC)	~35 HRC	35-45 HRC
1010	1035	1065	4140	4340	⊗*	⊗*	⊗*	⊗	⊗	○	○	⊗	○			
1018	1045															
50-115 SFM	50-115 SFM	50-85 SFM	50-85 SFM	20-65 SFM	15-40 SFM	15-35 SFM	10-30 SFM		65-115 SFM	65-90 SFM	8-12 SFM	8-15 SFM	50-100 SFM	8-25 SFM		

*For Stainless Steel, please use non-water-soluble coolant or highly concentrated water-soluble coolant.

○ Good ⊗ Best

ABOUT OSG

DRILLING

THREADING

MILLING

HOLDERS

INDEX






List 16350

EXOPRO® S-XPF, DIN Overall Length



FORMING HSS-Co V C/1.5P C/2.5P C/4.5P PACKED 1 PIECE



EDP Number	Thread Size	Thread Limit	Chamfer Type	Overall Length	Thread Length	Neck Length	Shank Diameter	Square Width	Square Length	Tap Drill Size	
				L (mm)	Lc (mm)	L1 (mm)	d (mm)	k (mm)	lk (mm)	Min (mm)	Max (mm)
1635012515	M1 x 0.25	D5	Bottom (1.5P)	40.00	5.50	6.50	3.58	2.79	4.76	0.87	0.90
1635012525	M1 x 0.25	D5	Modified Bottom (2.5P)	40.00	5.50	6.50	3.58	2.79	4.76	0.87	0.90
1635012545	M1 x 0.25	D5	Plug (4.5P)	40.00	5.50	6.50	3.58	2.79	4.76	0.87	0.90
1635012215	M1.2 x 0.25	D5	Bottom (1.5P)	40.00	5.50	6.50	3.58	2.79	4.76	1.07	1.10
1635012225	M1.2 x 0.25	D5	Modified Bottom (2.5P)	40.00	5.50	6.50	3.58	2.79	4.76	1.07	1.10
1635012245	M1.2 x 0.25	D5	Plug (4.5P)	40.00	5.50	6.50	3.58	2.79	4.76	1.07	1.10
1635014315	M1.4 x 0.3	D5	Bottom (1.5P)	40.00	7.00	8.00	3.58	2.79	4.76	1.25	1.28
1635014325	M1.4 x 0.3	D5	Modified Bottom (2.5P)	40.00	7.00	8.00	3.58	2.79	4.76	1.25	1.28
1635014345	M1.4 x 0.3	D5	Plug (4.5P)	40.00	7.00	8.00	3.58	2.79	4.76	1.25	1.28
1635016353	M1.6 x 0.35	D3	Modified Bottom (2.5P)	40.00	8.00	9.00	3.58	2.79	4.76	1.42	1.46
1635016315	M1.6 x 0.35	D5	Bottom (1.5P)	40.00	8.00	9.00	3.58	2.79	4.76	1.42	1.46
1635016355	M1.6 x 0.35	D5	Modified Bottom (2.5P)	40.00	8.00	9.00	3.58	2.79	4.76	1.42	1.46
1635016345	M1.6 x 0.35	D5	Plug (4.5P)	40.00	8.00	9.00	3.58	2.79	4.76	1.42	1.46
1635017353	M1.7 x 0.35	D3	Modified Bottom (2.5P)	40.00	8.00	9.00	3.58	2.79	4.76	1.52	1.56
1635017315	M1.7 x 0.35	D5	Bottom (1.5P)	40.00	8.00	9.00	3.58	2.79	4.76	1.52	1.56
1635017355	M1.7 x 0.35	D5	Modified Bottom (2.5P)	40.00	8.00	9.00	3.58	2.79	4.76	1.52	1.56
1635017345	M1.7 x 0.35	D5	Plug (4.5P)	40.00	8.00	9.00	3.58	2.79	4.76	1.52	1.56
1635018353	M1.8 x 0.35	D3	Modified Bottom (2.5P)	40.00	8.00	9.00	3.58	2.79	4.76	1.62	1.66
1635018315	M1.8 x 0.35	D5	Bottom (1.5P)	40.00	8.00	9.00	3.58	2.79	4.76	1.62	1.66
1635018355	M1.8 x 0.35	D5	Modified Bottom (2.5P)	40.00	8.00	9.00	3.58	2.79	4.76	1.62	1.66
1635018345	M1.8 x 0.35	D5	Plug (4.5P)	40.00	8.00	9.00	3.58	2.79	4.76	1.62	1.66
1635002043	M2 x 0.4	D3	Modified Bottom (2.5P)	45.00	8.00	9.00	3.58	2.79	4.76	1.80	1.84
1635024155	M2 x 0.4	D5	Bottom (1.5P)	45.00	8.00	9.00	3.58	2.79	4.76	1.80	1.84
1635002045	M2 x 0.4	D5	Modified Bottom (2.5P)	45.00	8.00	9.00	3.58	2.79	4.76	1.80	1.84
1635024455	M2 x 0.4	D5	Plug (4.5P)	45.00	8.00	9.00	3.58	2.79	4.76	1.80	1.84
1635025453	M2.5 x 0.45	D3	Modified Bottom (2.5P)	50.00	9.80	10.80	3.58	2.79	4.76	2.27	2.32
1635025415	M2.5 x 0.45	D5	Bottom (1.5P)	50.00	9.80	10.80	3.58	2.79	4.76	2.27	2.32
1635025455	M2.5 x 0.45	D5	Modified Bottom (2.5P)	50.00	9.80	10.80	3.58	2.79	4.76	2.27	2.32
1635025445	M2.5 x 0.45	D5	Plug (4.5P)	50.00	9.80	10.80	3.58	2.79	4.76	2.27	2.32
1635026415	M2.6 x 0.45	D5	Bottom (1.5P)	50.00	9.80	10.80	3.58	2.79	4.76	2.37	2.42
1635026425	M2.6 x 0.45	D5	Modified Bottom (2.5P)	50.00	9.80	10.80	3.58	2.79	4.76	2.37	2.42
1635026445	M2.6 x 0.45	D5	Plug (4.5P)	50.00	9.80	10.80	3.58	2.79	4.76	2.37	2.42
1635003353	M3 x 0.35	D3	Modified Bottom (2.5P)	56.00	6.00	18.00	3.58	2.79	4.76	2.82	2.86
1635033515	M3 x 0.35	D5	Bottom (1.5P)	56.00	6.00	18.00	3.58	2.79	4.76	2.82	2.86
1635003355	M3 x 0.35	D5	Modified Bottom (2.5P)	56.00	6.00	18.00	3.58	2.79	4.76	2.82	2.86
1635033545	M3 x 0.35	D5	Plug (4.5P)	56.00	6.00	18.00	3.58	2.79	4.76	2.82	2.86
1635003053	M3 x 0.5	D3	Modified Bottom (2.5P)	56.00	6.00	18.00	3.58	2.79	4.76	2.75	2.80
1635030515	M3 x 0.5	D5	Bottom (1.5P)	56.00	6.00	18.00	3.58	2.79	4.76	2.75	2.80
1635003055	M3 x 0.5	D5	Modified Bottom (2.5P)	56.00	6.00	18.00	3.58	2.79	4.76	2.75	2.80
1635030545	M3 x 0.5	D5	Plug (4.5P)	56.00	6.00	18.00	3.58	2.79	4.76	2.75	2.80
1635035064	M3.5 x 0.6	D4	Modified Bottom (2.5P)	56.00	7.20	20.30	3.58	2.79	4.76	3.19	3.26
1635035616	M3.5 x 0.6	D6	Bottom (1.5P)	56.00	7.20	20.30	3.58	2.79	4.76	3.19	3.26

● Stocked ○ Available Upon Request; MOQ May Apply ▲ Globally Stocked



CONTINUED

P Steel					M Stainless Steel			K Cast Iron	N Non-Ferrous		S HRSA		H Hardened Steel			
Carbon Steel			Alloy Steel	Die Steel					Aluminum		Nickel Alloy	Titanium				
Low	Medium	High			300	400	17-4 PH		6061	Casting			Inconel	6Al4V (30 HRC)	~35 HRC	35-45 HRC
1010	1035	1065	4140	4340	300	400	17-4 PH	6061	7075	Casting	Inconel	6Al4V (30 HRC)	~35 HRC	35-45 HRC	45-50 HRC	50-70 HRC
○	○	○	○	○	○*	○*	○*	○	○	○	○	○	○	○	○	○
50-115 SFM	50-115 SFM	50-85 SFM	50-85 SFM	20-65 SFM	15-40 SFM	15-35 SFM	10-30 SFM	65-115 SFM	65-90 SFM	8-12 SFM	8-15 SFM	50-100 SFM	8-25 SFM			

*For Stainless Steel, please use non-water-soluble coolant or highly concentrated water-soluble coolant.

○ Good ○ Best



ABOUT OSG

DRILLING

THREADING

MILLING

HOLDERS

INDEX




List 16350 (Continued)

EXOPRO[®] S-XPF, DIN Overall Length



FORMING HSS-Co V C/1.5P C/2.5P C/4.5P PACKED 1 PIECE



EDP Number	Thread Size	Thread Limit	Chamfer Type	Overall Length	Thread Length	Neck Length	Shank Diameter	Square Width	Square Length	Tap Drill Size	
				L (mm)	Lc (mm)	L1 (mm)	d (mm)	k (mm)	lk (mm)	Min (mm)	Max (mm)
1635035066	M3.5 x 0.6	D6	Modified Bottom (2.5P)	56.00	7.20	20.30	3.58	2.79	4.76	3.19	3.26
1635035646	M3.5 x 0.6	D6	Plug (4.5P)	56.00	7.20	20.30	3.58	2.79	4.76	3.19	3.26
1635004054	M4 x 0.5	D4	Modified Bottom (2.5P)	63.00	8.50	21.10	4.27	3.33	6.35	3.75	3.80
1635040516	M4 x 0.5	D6	Bottom (1.5P)	63.00	8.50	21.10	4.27	3.33	6.35	3.75	3.80
1635004056	M4 x 0.5	D6	Modified Bottom (2.5P)	63.00	8.50	21.10	4.27	3.33	6.35	3.75	3.80
1635040546	M4 x 0.5	D6	Plug (4.5P)	63.00	8.50	21.10	4.27	3.33	6.35	3.75	3.80
1635004074	M4 x 0.7	D4	Modified Bottom (2.5P)	63.00	8.50	21.10	4.27	3.33	6.35	3.64	3.71
1635040716	M4 x 0.7	D6	Bottom (1.5P)	63.00	8.50	21.10	4.27	3.33	6.35	3.64	3.71
1635004076	M4 x 0.7	D6	Modified Bottom (2.5P)	63.00	8.50	21.10	4.27	3.33	6.35	3.64	3.71
1635040746	M4 x 0.7	D6	Plug (4.5P)	63.00	8.50	21.10	4.27	3.33	6.35	3.64	3.71
1635045754	M4.5 x 0.75	D4	Modified Bottom (2.5P)	70.00	9.10	25.10	4.93	3.86	6.35	4.12	4.19
1635045716	M4.5 x 0.75	D6	Bottom (1.5P)	70.00	9.10	25.10	4.93	3.86	6.35	4.12	4.19
1635045756	M4.5 x 0.75	D6	Modified Bottom (2.5P)	70.00	9.10	25.10	4.93	3.86	6.35	4.12	4.19
1635045746	M4.5 x 0.75	D6	Plug (4.5P)	70.00	9.10	25.10	4.93	3.86	6.35	4.12	4.19
1635005053	M5 x 0.5	D3	Modified Bottom (2.5P)	70.00	9.60	25.00	4.93	3.86	6.35	4.75	4.80
16350050515	M5 x 0.5	D5	Bottom (1.5P)	70.00	9.60	25.00	4.93	3.86	6.35	4.75	4.80
1635005055	M5 x 0.5	D5	Modified Bottom (2.5P)	70.00	9.60	25.00	4.93	3.86	6.35	4.75	4.80
16350050545	M5 x 0.5	D5	Plug (4.5P)	70.00	9.60	25.00	4.93	3.86	6.35	4.75	4.80
1635005084	M5 x 0.8	D4	Modified Bottom (2.5P)	70.00	9.60	25.00	4.93	3.86	6.35	4.59	4.67
16350050817	M5 x 0.8	D7	Bottom (1.5P)	70.00	9.60	25.00	4.93	3.86	6.35	4.59	4.67
1635005087	M5 x 0.8	D7	Modified Bottom (2.5P)	70.00	9.60	25.00	4.93	3.86	6.35	4.59	4.67
16350050847	M5 x 0.8	D7	Plug (4.5P)	70.00	9.60	25.00	4.93	3.86	6.35	4.59	4.67
1635006754	M6 x 0.75	D4	Modified Bottom (2.5P)	80.00	10.00	30.00	6.48	4.85	7.94	5.62	5.69
1635067517	M6 x 0.75	D7	Bottom (1.5P)	80.00	10.00	30.00	6.48	4.85	7.94	5.62	5.69
1635006757	M6 x 0.75	D7	Modified Bottom (2.5P)	80.00	10.00	30.00	6.48	4.85	7.94	5.62	5.69
1635067547	M6 x 0.75	D7	Plug (4.5P)	80.00	10.00	30.00	6.48	4.85	7.94	5.62	5.69
1635006015	M6 x 1	D5	Modified Bottom (2.5P)	80.00	10.00	30.00	6.48	4.85	7.94	5.49	5.59
1635060118	M6 x 1	D8	Bottom (1.5P)	80.00	10.00	30.00	6.48	4.85	7.94	5.49	5.59
1635006018	M6 x 1	D8	Modified Bottom (2.5P)	80.00	10.00	30.00	6.48	4.85	7.94	5.49	5.59
1635060148	M6 x 1	D8	Plug (4.5P)	80.00	10.00	30.00	6.48	4.85	7.94	5.49	5.59
1635007015	M7 x 1	D5	Modified Bottom (2.5P)	80.00	12.00	30.00	8.08	6.05	9.53	6.49	6.59
1635070118	M7 x 1	D8	Bottom (1.5P)	80.00	12.00	30.00	8.08	6.05	9.53	6.49	6.59
1635007018	M7 x 1	D8	Modified Bottom (2.5P)	80.00	12.00	30.00	8.08	6.05	9.53	6.49	6.59
1635070148	M7 x 1	D8	Plug (4.5P)	80.00	12.00	30.00	8.08	6.05	9.53	6.49	6.59
1635008754	M8 x 0.75	D4	Modified Bottom (2.5P)	80.00	12.00	30.00	8.08	6.05	9.53	7.62	7.69
1635087517	M8 x 0.75	D7	Bottom (1.5P)	80.00	12.00	30.00	8.08	6.05	9.53	7.62	7.69
1635008757	M8 x 0.75	D7	Modified Bottom (2.5P)	80.00	12.00	30.00	8.08	6.05	9.53	7.62	7.69
1635087547	M8 x 0.75	D7	Plug (4.5P)	80.00	12.00	30.00	8.08	6.05	9.53	7.62	7.69
1635008015	M8 x 1	D5	Modified Bottom (2.5P)	90.00	12.00	35.00	8.08	6.05	9.53	7.49	7.59
1635080118	M8 x 1	D8	Bottom (1.5P)	90.00	12.00	35.00	8.08	6.05	9.53	7.49	7.59
1635008018	M8 x 1	D8	Modified Bottom (2.5P)	90.00	12.00	35.00	8.08	6.05	9.53	7.49	7.59
1635080148	M8 x 1	D8	Plug (4.5P)	90.00	12.00	35.00	8.08	6.05	9.53	7.49	7.59
1635008255	M8 x 1.25	D5	Modified Bottom (2.5P)	90.00	12.00	35.00	8.08	6.05	9.53	7.36	7.49
1635081219	M8 x 1.25	D9	Bottom (1.5P)	90.00	12.00	35.00	8.08	6.05	9.53	7.36	7.49
1635008259	M8 x 1.25	D9	Modified Bottom (2.5P)	90.00	12.00	35.00	8.08	6.05	9.53	7.36	7.49
1635081249	M8 x 1.25	D9	Plug (4.5P)	90.00	12.00	35.00	8.08	6.05	9.53	7.36	7.49
1635010015	M10 x 1	D5	Modified Bottom (2.5P)	90.00	15.00	35.00	9.68	7.26	11.11	9.49	9.59
1635010118	M10 x 1	D8	Bottom (1.5P)	90.00	15.00	35.00	9.68	7.26	11.11	9.49	9.59
1635010018	M10 x 1	D8	Modified Bottom (2.5P)	90.00	15.00	35.00	9.68	7.26	11.11	9.49	9.59
1635010148	M10 x 1	D8	Plug (4.5P)	90.00	15.00	35.00	9.68	7.26	11.11	9.49	9.59
1635010255	M10 x 1.25	D5	Modified Bottom (2.5P)	100.00	15.00	39.00	9.68	7.26	11.11	9.36	9.49
1635010119	M10 x 1.25	D9	Bottom (1.5P)	100.00	15.00	39.00	9.68	7.26	11.11	9.36	9.49

● Stocked ○ Available Upon Request; MOQ May Apply ▲ Globally Stocked



ABOUT OSG

DRILLING

THREADING

MILLING

HOLDERS

INDEX





List 16350 (Continued)

EXOPRO® S-XPF, DIN Overall Length



FORMING HSS-Co V C/1.5P C/2.5P C/4.5P PACKED 1 PIECE

EDP Number	Thread Size	Thread Limit	Chamfer Type	Overall Length	Thread Length	Neck Length	Shank Diameter	Square Width	Square Length	Tap Drill Size	
				L (mm)	Lc (mm)	L1 (mm)	d (mm)	k (mm)	lk (mm)	Min (mm)	Max (mm)
1635010259	M10 x 1.25	D9	Modified Bottom (2.5P)	100.00	15.00	39.00	9.68	7.26	11.11	9.36	9.49
1635010149	M10 x 1.25	D9	Plug (4.5P)	100.00	15.00	39.00	9.68	7.26	11.11	9.36	9.49
1635010156	M10 x 1.5	D6	Modified Bottom (2.5P)	100.00	15.00	39.00	9.68	7.26	11.11	9.24	9.39
1635010110	M10 x 1.5	D10	Bottom (1.5P)	100.00	15.00	39.00	9.68	7.26	11.11	9.24	9.39
1635010150	M10 x 1.5	D10	Modified Bottom (2.5P)	100.00	15.00	39.00	9.68	7.26	11.11	9.24	9.39
1635010140	M10 x 1.5	D10	Plug (4.5P)	100.00	15.00	39.00	9.68	7.26	11.11	9.24	9.39
1635012110	M12 x 1	D10	Bottom (1.5P)	100.00	17.00	49.10	9.32	6.99	11.11	11.49	11.59
1635012120	M12 x 1	D10	Modified Bottom (2.5P)	100.00	17.00	49.10	9.32	6.99	11.11	11.49	11.59
1635012140	M12 x 1	D10	Plug (4.5P)	100.00	17.00	49.10	9.32	6.99	11.11	11.49	11.59
1635012210	M12 x 1.25	D10	Bottom (1.5P)	100.00	17.00	49.10	9.32	6.99	11.11	11.36	11.49
1635012220	M12 x 1.25	D10	Modified Bottom (2.5P)	100.00	17.00	49.10	9.32	6.99	11.11	11.36	11.49
1635012240	M12 x 1.25	D10	Plug (4.5P)	100.00	17.00	49.10	9.32	6.99	11.11	11.36	11.49
1635012156	M12 x 1.5	D6	Modified Bottom (2.5P)	100.00	17.00	49.10	9.32	6.99	11.11	11.24	11.39
1635012111	M12 x 1.5	D11	Bottom (1.5P)	100.00	17.00	49.10	9.32	6.99	11.11	11.24	11.39
1635012151	M12 x 1.5	D11	Modified Bottom (2.5P)	100.00	17.00	49.10	9.32	6.99	11.11	11.24	11.39
1635012141	M12 x 1.5	D11	Plug (4.5P)	100.00	17.00	49.10	9.32	6.99	11.11	11.24	11.39
1635012756	M12 x 1.75	D6	Modified Bottom (2.5P)	110.00	17.00	49.10	9.32	6.99	11.11	11.11	11.29
1635012171	M12 x 1.75	D11	Bottom (1.5P)	110.00	17.00	49.10	9.32	6.99	11.11	11.11	11.29
1635012751	M12 x 1.75	D11	Modified Bottom (2.5P)	110.00	17.00	49.10	9.32	6.99	11.11	11.11	11.29
1635012541	M12 x 1.75	D11	Plug (4.5P)	110.00	17.00	49.10	9.32	6.99	11.11	11.11	11.29
1635014156	M14 x 1.5	D6	Modified Bottom (2.5P)	100.00	20.00	50.10	10.90	8.18	12.70	13.24	13.39
1635014511	M14 x 1.5	D11	Bottom (1.5P)	100.00	20.00	50.10	10.90	8.18	12.70	13.24	13.39
1635014151	M14 x 1.5	D11	Modified Bottom (2.5P)	100.00	20.00	50.10	10.90	8.18	12.70	13.24	13.39
1635014541	M14 x 1.5	D11	Plug (4.5P)	100.00	20.00	50.10	10.90	8.18	12.70	13.24	13.39
1635014027	M14 x 2	D7	Modified Bottom (2.5P)	110.00	20.00	50.10	10.90	8.18	12.70	12.98	13.18
1635014212	M14 x 2	D12	Bottom (1.5P)	110.00	20.00	50.10	10.90	8.18	12.70	12.98	13.18
1635014022	M14 x 2	D12	Modified Bottom (2.5P)	110.00	20.00	50.10	10.90	8.18	12.70	12.98	13.18
1635014242	M14 x 2	D12	Plug (4.5P)	110.00	20.00	50.10	10.90	8.18	12.70	12.98	13.18
1635016156	M16 x 1.5	D6	Modified Bottom (2.5P)	100.00	20.00	54.00	12.19	9.14	14.29	15.24	15.39
1635016111	M16 x 1.5	D11	Bottom (1.5P)	100.00	20.00	54.00	12.19	9.14	14.29	15.24	15.39
1635016151	M16 x 1.5	D11	Modified Bottom (2.5P)	100.00	20.00	54.00	12.19	9.14	14.29	15.24	15.39
1635016141	M16 x 1.5	D11	Plug (4.5P)	100.00	20.00	54.00	12.19	9.14	14.29	15.24	15.39
1635016207	M16 x 2	D7	Modified Bottom (2.5P)	110.00	20.00	54.00	12.19	9.14	14.29	14.98	15.18
1635016212	M16 x 2	D12	Bottom (1.5P)	110.00	20.00	54.00	12.19	9.14	14.29	14.98	15.18
1635016202	M16 x 2	D12	Modified Bottom (2.5P)	110.00	20.00	54.00	12.19	9.14	14.29	14.98	15.18
1635016242	M16 x 2	D12	Plug (4.5P)	110.00	20.00	54.00	12.19	9.14	14.29	14.98	15.18
1635018156	M18 x 1.5	D6	Modified Bottom (2.5P)	110.00	25.00	55.00	13.77	10.31	15.88	17.24	17.39
1635018111	M18 x 1.5	D11	Bottom (1.5P)	110.00	25.00	55.00	13.77	10.31	15.88	17.24	17.39
1635018151	M18 x 1.5	D11	Modified Bottom (2.5P)	110.00	25.00	55.00	13.77	10.31	15.88	17.24	17.39
1635018141	M18 x 1.5	D11	Plug (4.5P)	110.00	25.00	55.00	13.77	10.31	15.88	17.24	17.39
1635018257	M18 x 2.5	D7	Modified Bottom (2.5P)	125.00	25.00	55.00	13.77	10.31	15.88	16.73	16.98
1635018212	M18 x 2.5	D12	Bottom (1.5P)	125.00	25.00	55.00	13.77	10.31	15.88	16.73	16.98
1635018252	M18 x 2.5	D12	Modified Bottom (2.5P)	125.00	25.00	55.00	13.77	10.31	15.88	16.73	16.98
1635018242	M18 x 2.5	D12	Plug (4.5P)	125.00	25.00	55.00	13.77	10.31	15.88	16.73	16.98
1635020156	M20 x 1.5	D6	Modified Bottom (2.5P)	125.00	25.00	61.80	16.56	12.42	17.46	19.24	19.39
1635020111	M20 x 1.5	D11	Bottom (1.5P)	125.00	25.00	61.80	16.56	12.42	17.46	19.24	19.39
1635020151	M20 x 1.5	D11	Modified Bottom (2.5P)	125.00	25.00	61.80	16.56	12.42	17.46	19.24	19.39

● Stocked ○ Available Upon Request; MOQ May Apply ▲ Globally Stocked



CONTINUED

P Steel					M Stainless Steel			K Cast Iron	N Non-Ferrous		S HRSA		H Hardened Steel					
Carbon Steel			Alloy Steel	Die Steel	300	400	17-4 PH		Aluminum		Nickel Alloy	Titanium	Hardened Steel					
Low	Medium	High							6061	Casting			Inconel	6Al4V (30 HRC)	~35 HRC	35-45 HRC	45-50 HRC	50-70 HRC
1010	1035	1065	4140	4340	○*	○*	○*	○	○	○	○	○	○	○	○	○	○	○
1018	1045	1065	4140	4340	○*	○*	○*	○	○	○	○	○	○	○	○	○	○	○
50-115 SFM	50-115 SFM	50-85 SFM	50-85 SFM	20-65 SFM	15-40 SFM	15-35 SFM	10-30 SFM	65-115 SFM	65-90 SFM	8-12 SFM	8-15 SFM	50-100 SFM	8-25 SFM					

*For Stainless Steel, please use non-water-soluble coolant or highly concentrated water-soluble coolant.

○ Good ○ Best



ABOUT OSG

DRILLING

THREADING

MILLING

HOLDERS

INDEX




List 16350 (Continued)

EXOPRO[®] S-XPF, DIN Overall Length



FORMING HSS-Co V C/1.5P C/2.5P C/4.5P PACKED 1 PIECE



EDP Number	Thread Size	Thread Limit	Chamfer Type	Overall Length	Thread Length	Neck Length	Shank Diameter	Square Width	Square Length	Tap Drill Size	
				L (mm)	Lc (mm)	L1 (mm)	d (mm)	k (mm)	lk (mm)	Min (mm)	Max (mm)
1635020141	M20 x 1.5	D11	Plug (4.5P)	125.00	25.00	61.80	16.56	12.42	17.46	19.24	19.39
1635020257	M20 x 2.5	D7	Modified Bottom (2.5P)	140.00	25.00	61.80	16.56	12.42	17.46	18.73	18.98
1635020212	M20 x 2.5	D12	Bottom (1.5P)	140.00	25.00	61.80	16.56	12.42	17.46	18.73	18.98
1635020252	M20 x 2.5	D12	Modified Bottom (2.5P)	140.00	25.00	61.80	16.56	12.42	17.46	18.73	18.98
1635020242	M20 x 2.5	D12	Plug (4.5P)	140.00	25.00	61.80	16.56	12.42	17.46	18.73	18.98
1635022111	M22 x 1.5	D11	Bottom (1.5P)	125.00	25.00	67.40	17.70	13.28	19.05	21.24	21.39
1635022121	M22 x 1.5	D11	Modified Bottom (2.5P)	125.00	25.00	67.40	17.70	13.28	19.05	21.24	21.39
1635022141	M22 x 1.5	D11	Plug (4.5P)	125.00	25.00	67.40	17.70	13.28	19.05	21.24	21.39
1635022212	M22 x 2	D12	Bottom (1.5P)	140.00	25.00	67.40	17.70	13.28	19.05	20.98	21.18
1635022222	M22 x 2	D12	Modified Bottom (2.5P)	140.00	25.00	67.40	17.70	13.28	19.05	20.98	21.18
1635022242	M22 x 2	D12	Plug (4.5P)	140.00	25.00	67.40	17.70	13.28	19.05	20.98	21.18
1635022512	M22 x 2.5	D12	Bottom (1.5P)	140.00	25.00	67.40	17.70	13.28	19.05	20.73	20.98
1635022522	M22 x 2.5	D12	Modified Bottom (2.5P)	140.00	25.00	67.40	17.70	13.28	19.05	20.73	20.98
1635022542	M22 x 2.5	D12	Plug (4.5P)	140.00	25.00	67.40	17.70	13.28	19.05	20.73	20.98
1635024111	M24 x 1.5	D11	Bottom (1.5P)	140.00	25.00	68.40	19.30	14.48	19.05	23.24	23.39
1635024121	M24 x 1.5	D11	Modified Bottom (2.5P)	140.00	25.00	68.40	19.30	14.48	19.05	23.24	23.39
1635024141	M24 x 1.5	D11	Plug (4.5P)	140.00	25.00	68.40	19.30	14.48	19.05	23.24	23.39
1635024123	M24 x 2	D13	Bottom (1.5P)	140.00	30.00	68.40	19.30	14.48	19.05	22.98	23.18
1635024223	M24 x 2	D13	Modified Bottom (2.5P)	140.00	30.00	68.40	19.30	14.48	19.05	22.98	23.18
1635024243	M24 x 2	D13	Plug (4.5P)	140.00	30.00	68.40	19.30	14.48	19.05	22.98	23.18
1635024315	M24 x 3	D15	Bottom (1.5P)	160.00	30.00	68.40	19.30	14.48	19.05	22.47	22.78
1635024325	M24 x 3	D15	Modified Bottom (2.5P)	160.00	30.00	68.40	19.30	14.48	19.05	22.47	22.78
1635024345	M24 x 3	D15	Plug (4.5P)	160.00	30.00	68.40	19.30	14.48	19.05	22.47	22.78
1635027039	M27 x 3	D15	Modified Bottom (2.5P)	160.00	18.00	64.00	22.76	17.07	22.23	25.47	25.78
1635030350	M30 x 3.5	D15	Modified Bottom (2.5P)	180.00	21.00	72.00	25.93	19.46	25.40	28.22	28.57
1635033350	M33 x 3.5	D16	Modified Bottom (2.5P)	180.00	21.00	72.00	28.14	21.11	26.99	31.22	31.57
1635036411	M36 x 4	D17	Modified Bottom (2.5P)	200.00	24.00	80.00	31.32	23.50	28.58	33.96	34.37
1635042451	M42 x 4.5	D17	Modified Bottom (2.5P)	200.00	27.00	80.00	36.32	27.23	31.75	39.71	40.16
1635045451	M45 x 4.5	D17	Modified Bottom (2.5P)	220.00	27.00	88.00	38.58	28.93	31.75	42.71	43.16

● Stocked ○ Available Upon Request; MOQ May Apply ▲ Globally Stocked



P					M			K Cast Iron	N		S		H				
Steel					Stainless Steel				Non-Ferrous		HRSA		Hardened Steel				
Carbon Steel			Alloy Steel	Die Steel					Aluminum		Nickel Alloy	Titanium					
Low	Medium	High			300	400	17-4 PH		6061	Casting			Inconel	6Al4V (30 HRC)	~35 HRC	35-45 HRC	45-50 HRC
1010	1035	1065	4140	4340	○*	○*	○*	○	○	○	○	○	○	○	○	○	○
1018	1045	1065	4140	4340	○*	○*	○*	○	○	○	○	○	○	○	○	○	○
50-115 SFM	50-115 SFM	50-85 SFM	50-85 SFM	20-65 SFM	15-40 SFM	15-35 SFM	10-30 SFM		65-115 SFM	65-90 SFM	8-12 SFM	8-15 SFM	50-100 SFM	8-25 SFM			

*For Stainless Steel, please use non-water-soluble coolant or highly concentrated water-soluble coolant.

○ Good ○ Best

ABOUT OSG

DRILLING

THREADING

MILLING

HOLDERS

INDEX






List 16255

EXOPRO[®] LT-S-XPF, Long Shank



FORMING	HSS-Co	V	C/2.SP	PACKED 1 PIECE
---------	--------	---	--------	-------------------



EDP Number	Thread Size	Thread Limit	Overall Length	Thread Length	Neck Length	Shank Diameter	Square Width	Square Length	Tap Drill Size		
			L (Inch)	Lc (Inch)	L1 (Inch)	d (Inch)	k (Inch)	lk (Inch)	Min (Inch)	Max (Inch)	
162554025	●	No. 5 - 40 UNC	H5	3.150	0.312	0.722	0.141	0.110	0.188	0.112	0.115
162554255	●	No. 5 - 40 UNC	H5	4.724	0.312	0.722	0.141	0.110	0.188	0.112	0.115
162554205	●	No. 5 - 44 UNF	H5	4.724	0.312	0.722	0.141	0.110	0.188	0.113	0.116
162554425	●	No. 5 - 44 UNF	H5	3.150	0.312	0.722	0.141	0.110	0.188	0.113	0.116
1625563225	●	No. 6 - 32 UNC	H5	3.150	0.391	0.805	0.141	0.110	0.188	0.122	0.125
1625563255	●	No. 6 - 32 UNC	H5	4.724	0.391	0.805	0.141	0.110	0.188	0.122	0.125
1625564025	●	No. 6 - 40 UNF	H5	3.150	0.388	0.801	0.141	0.110	0.188	0.125	0.128
1625564255	●	No. 6 - 40 UNF	H5	4.724	0.388	0.801	0.141	0.110	0.188	0.125	0.128
1625583225	●	No. 8 - 32 UNC	H5	3.150	0.393	0.846	0.168	0.131	0.250	0.148	0.151
1625583255	●	No. 8 - 32 UNC	H5	4.724	0.393	0.846	0.168	0.131	0.250	0.148	0.151
1625583625	●	No. 8 - 36 UNF	H5	3.150	0.389	0.841	0.168	0.131	0.250	0.150	0.153
1625586255	●	No. 8 - 36 UNF	H5	4.724	0.389	0.841	0.168	0.131	0.250	0.150	0.153
1625510226	●	No. 10 - 24 UNC	H6	3.937	0.520	0.965	0.194	0.152	0.250	0.169	0.173
1625510426	●	No. 10 - 24 UNC	H6	5.906	0.520	0.965	0.194	0.152	0.250	0.169	0.173
1625510256	●	No. 10 - 32 UNF	H6	5.906	0.516	0.961	0.194	0.152	0.250	0.174	0.177
1625510326	●	No. 10 - 32 UNF	H6	3.937	0.516	0.961	0.194	0.152	0.250	0.174	0.177
1625512227	●	No. 12 - 24 UNC	H7	3.937	0.522	1.124	0.220	0.165	0.281	0.195	0.199
1625512427	●	No. 12 - 24 UNC	H7	5.906	0.522	1.124	0.220	0.165	0.281	0.195	0.199
1625512257	●	No. 12 - 28 UNF	H7	5.906	0.519	1.121	0.220	0.165	0.281	0.198	0.201
1625512827	●	No. 12 - 28 UNF	H7	3.937	0.519	1.121	0.220	0.165	0.281	0.198	0.201
1625514026	●	1/4 - 20 UNC	H6	5.906	0.526	1.207	0.255	0.191	0.313	0.225	0.230
1625514226	●	1/4 - 20 UNC	H6	3.937	0.526	1.207	0.255	0.191	0.313	0.225	0.230
1625514256	●	1/4 - 28 UNF	H6	5.906	0.526	1.207	0.255	0.191	0.313	0.232	0.235
1625514826	●	1/4 - 28 UNF	H6	3.937	0.526	1.207	0.255	0.191	0.313	0.232	0.235
1625551127	●	5/16 - 18 UNC	H7	4.331	0.555	1.378	0.318	0.238	0.375	0.284	0.290
1625556127	●	5/16 - 18 UNC	H7	5.906	0.555	1.378	0.318	0.238	0.375	0.284	0.290
1625551227	●	5/16 - 24 UNF	H7	4.331	0.555	1.378	0.318	0.238	0.375	0.291	0.296
1625551427	●	5/16 - 24 UNF	H7	5.906	0.555	1.378	0.318	0.238	0.375	0.291	0.296
1625538127	●	3/8 - 16 UNC	H7	4.724	0.626	1.575	0.381	0.286	0.438	0.343	0.350
1625538627	●	3/8 - 16 UNC	H7	5.906	0.626	1.575	0.381	0.286	0.438	0.343	0.350
1625538227	●	3/8 - 24 UNF	H7	4.724	0.626	1.575	0.381	0.286	0.438	0.354	0.358
1625538427	●	3/8 - 24 UNF	H7	5.906	0.626	1.575	0.381	0.286	0.438	0.354	0.358
1625571128	●	7/16 - 14 UNC	H8	4.724	0.713	1.713	0.323	0.242	0.406	0.401	0.408
1625576128	●	7/16 - 14 UNC	H8	5.906	0.713	1.713	0.323	0.242	0.406	0.401	0.408
1625571228	●	7/16 - 20 UNF	H8	4.724	0.713	1.713	0.323	0.242	0.406	0.412	0.417
1625576228	●	7/16 - 20 UNF	H8	5.906	0.713	1.713	0.323	0.242	0.406	0.412	0.417
1625512128	●	1/2 - 13 UNC	H8	5.906	0.768	1.933	0.367	0.275	0.438	0.461	0.469
1625512328	●	1/2 - 13 UNC	H8	7.087	0.768	1.933	0.367	0.275	0.438	0.461	0.469
1625512028	●	1/2 - 20 UNF	H8	7.087	0.768	1.933	0.367	0.275	0.438	0.475	0.480
1625512228	●	1/2 - 20 UNF	H8	5.906	0.768	1.933	0.367	0.275	0.438	0.475	0.480
1625591127	●	9/16 - 12 UNC	H7	5.906	0.835	1.972	0.429	0.322	0.500	0.520	0.529
1625591227	●	9/16 - 12 UNC	H7	7.087	0.835	1.972	0.429	0.322	0.500	0.520	0.529

● Stocked ○ Available Upon Request; MOQ May Apply ▲ Globally Stocked



CONTINUED ➔

P					M			K	N		S		H			
Steel					Stainless Steel			Cast Iron	Non-Ferrous		HRSA		Hardened Steel			
Carbon Steel			Alloy Steel	Die Steel	300	400	17-4 PH		Aluminum		Nickel Alloy	Titanium	Hardened Steel			
Low	Medium	High							6061	Casting			Inconel	6Al4V (30 HRC)	~35 HRC	35-45 HRC
1010	1035	1065	4140	4340	300	400	17-4 PH	6061	7075	Casting	Inconel	6Al4V (30 HRC)	~35 HRC	35-45 HRC	45-50 HRC	50-70 HRC
○	○	○	○	○	○*	○*	○*	○	○	○	○	○	○	○	○	○
50-115 SFM	50-115 SFM	50-85 SFM	50-85 SFM	20-65 SFM	15-40 SFM	15-35 SFM	10-30 SFM	65-115 SFM	65-90 SFM	8-12 SFM	8-15 SFM	50-100 SFM	8-25 SFM			

*For Stainless Steel, please use non-water-soluble coolant or highly concentrated water-soluble coolant.

○ Good ○ Best






List 16255 (Continued)

EXOPRO® LT-S-XPF, Long Shank



FORMING	HSS-Co	V	C/2.SP	PACKED 1 PIECE
---------	--------	---	--------	-------------------



EDP Number		Thread Size	Thread Limit	Overall Length	Thread Length	Neck Length	Shank Diameter	Square Width	Square Length	Tap Drill Size	
				L (Inch)	Lc (Inch)	L1 (Inch)	d (Inch)	k (Inch)	lk (Inch)	Min (Inch)	Max (Inch)
1625591827	●	9/16 - 18 UNF	H7	5.906	0.835	1.972	0.429	0.322	0.500	0.534	0.540
1625596827	●	9/16 - 18 UNF	H7	7.087	0.835	1.972	0.429	0.322	0.500	0.534	0.540
1625558127	●	5/8 - 11 UNC	H7	5.906	0.909	2.126	0.480	0.360	0.563	0.579	0.588
1625558257	●	5/8 - 11 UNC	H7	7.087	0.909	2.126	0.480	0.360	0.563	0.579	0.588
1625551827	●	5/8 - 18 UNF	H7	7.087	0.909	2.126	0.480	0.360	0.563	0.597	0.602
1625558827	●	5/8 - 18 UNF	H7	5.906	0.909	2.126	0.480	0.360	0.563	0.597	0.602
1625534027	●	3/4 - 10 UNC	H7	8.661	1.000	2.433	0.590	0.442	0.688	0.699	0.709
1625534127	●	3/4 - 10 UNC	H7	7.087	1.000	2.433	0.590	0.442	0.688	0.699	0.709
1625534627	●	3/4 - 16 UNF	H7	7.087	1.000	2.433	0.590	0.442	0.688	0.718	0.725
1625531627	●	3/4 - 16 UNF	H7	8.661	1.000	2.433	0.590	0.442	0.688	0.718	0.725
1625575258	●	7/8 - 9 UNC	H8	8.661	1.110	2.654	0.697	0.523	0.750	0.818	0.830
1625579828	●	7/8 - 9 UNC	H8	7.087	1.110	2.654	0.697	0.523	0.750	0.818	0.830
1625578428	●	7/8 - 14 UNF	H8	8.661	1.110	2.654	0.697	0.523	0.750	0.839	0.846
1625578128	●	7/8 - 14 UNF	H8	7.087	1.110	2.654	0.697	0.523	0.750	0.839	0.846
1625518208	●	1 - 8 UNC	H8	7.087	1.252	3.012	0.800	0.600	0.813	0.936	0.949
1625518258	●	1 - 8 UNC	H8	8.661	1.252	3.012	0.800	0.600	0.813	0.936	0.949
1625511428	●	1 - 12 UNF	H8	7.087	1.252	3.012	0.800	0.600	0.813	0.958	0.966
1625514208	●	1 - 12 UNF	H8	8.661	1.252	3.012	0.800	0.600	0.813	0.958	0.966

● Stocked ○ Available Upon Request; MOQ May Apply ▲ Globally Stocked



ABOUT OSG

DRILLING

THREADING

MILLING

HOLDERS

INDEX

P					M			K Cast Iron	N		S		H					
Steel					Stainless Steel				Non-Ferrous		HRSA		Hardened Steel					
Carbon Steel			Alloy Steel	Die Steel					Aluminum		Nickel Alloy	Titanium						
Low	Medium	High			300	400	17-4 PH		6061 7075	Casting			Inconel	6Al4V (30 HRC)	~35 HRC	35-45 HRC	45-50 HRC	50-70 HRC
1010	1035	1065	4140															
1018	1045		4340															
○	○	○	○	○	○*	○*	○*		○	○	○	○	○	○				
50-115 SFM	50-115 SFM	50-85 SFM	50-85 SFM	20-65 SFM	15-40 SFM	15-35 SFM	10-30 SFM		65-115 SFM	65-90 SFM	8-12 SFM	8-15 SFM	50-100 SFM	8-25 SFM				

*For Stainless Steel, please use non-water-soluble coolant or highly concentrated water-soluble coolant.

○ Good ○ Best






List 16355

EXOPRO[®] LT-S-XPF, Long Shank



FORMING	HSS-Co	V	C/2.5P	PACKED 1 PIECE
---------	--------	---	--------	-------------------



EDP Number	Thread Size	Thread Limit	Overall Length	Thread Length	Neck Length	Shank Diameter	Square Width	Square Length	Tap Drill Size	
			L (mm)	Lc (mm)	L1 (mm)	d (mm)	k (mm)	lk (mm)	Min (mm)	Max (mm)
1635530325	M3 x 0.35	D5	80.00	6.00	18.00	3.58	2.79	4.76	2.82	2.86
1635533525	M3 x 0.35	D5	120.00	6.00	18.00	3.58	2.79	4.76	2.82	2.86
1635530525	M3 x 0.5	D5	80.00	6.00	18.00	3.58	2.79	4.76	2.75	2.80
1635535025	M3 x 0.5	D5	120.00	6.00	18.00	3.58	2.79	4.76	2.75	2.80
1635535226	M3.5 x 0.6	D6	80.00	7.20	20.30	3.58	2.79	4.76	3.19	3.26
1635535626	M3.5 x 0.6	D6	120.00	7.20	20.30	3.58	2.79	4.76	3.19	3.26
1635540526	M4 x 0.5	D6	80.00	8.50	21.10	4.27	3.33	6.35	3.75	3.80
1635545256	M4 x 0.5	D6	120.00	8.50	21.10	4.27	3.33	6.35	3.75	3.80
1635540726	M4 x 0.7	D6	80.00	8.50	21.10	4.27	3.33	6.35	3.64	3.71
1635547256	M4 x 0.7	D6	120.00	8.50	21.10	4.27	3.33	6.35	3.64	3.71
1635545526	M4.5 x 0.75	D6	120.00	9.10	25.00	4.93	3.86	6.35	4.12	4.19
1635545726	M4.5 x 0.75	D6	90.00	9.10	25.00	4.93	3.86	6.35	4.12	4.19
1635550255	M5 x 0.5	D5	150.00	9.60	25.00	4.93	3.86	6.35	4.75	4.80
1635550525	M5 x 0.5	D5	100.00	9.60	25.00	4.93	3.86	6.35	4.75	4.80
1635550257	M5 x 0.8	D7	150.00	9.60	25.00	4.93	3.86	6.35	4.59	4.67
1635550827	M5 x 0.8	D7	100.00	9.60	25.00	4.93	3.86	6.35	4.59	4.67
1635560727	M6 x 0.75	D7	100.00	10.00	30.00	6.48	4.85	7.94	5.62	5.69
1635567527	M6 x 0.75	D7	150.00	10.00	30.00	6.48	4.85	7.94	5.62	5.69
1635561028	M6 x 1	D8	100.00	10.00	30.00	6.48	4.85	7.94	5.49	5.59
1635561258	M6 x 1	D8	150.00	10.00	30.00	6.48	4.85	7.94	5.49	5.59
1635571028	M7 x 1	D8	150.00	12.00	30.00	8.08	6.05	9.53	6.49	6.59
1635571258	M7 x 1	D8	100.00	12.00	30.00	8.08	6.05	9.53	6.49	6.59
1635580727	M8 x 0.75	D7	110.00	12.00	30.00	8.08	6.05	9.53	7.62	7.69
1635587527	M8 x 0.75	D7	150.00	12.00	30.00	8.08	6.05	9.53	7.62	7.69
1635581028	M8 x 1	D8	150.00	12.00	35.00	8.08	6.05	9.53	7.49	7.59
1635581258	M8 x 1	D8	110.00	12.00	35.00	8.08	6.05	9.53	7.49	7.59
1635581229	M8 x 1.25	D9	110.00	12.00	35.00	8.08	6.05	9.53	7.36	7.49
1635582529	M8 x 1.25	D9	150.00	12.00	35.00	8.08	6.05	9.53	7.36	7.49
1635510128	M10 x 1	D8	120.00	15.00	35.00	9.68	7.26	11.11	9.49	9.59
1635510258	M10 x 1	D8	150.00	15.00	35.00	9.68	7.26	11.11	9.49	9.59
1635510129	M10 x 1.25	D9	120.00	15.00	39.00	9.68	7.26	11.11	9.36	9.49
1635510229	M10 x 1.25	D9	150.00	15.00	39.00	9.68	7.26	11.11	9.36	9.49
1635510120	M10 x 1.5	D10	120.00	15.00	39.00	9.68	7.26	11.11	9.24	9.39
1635510520	M10 x 1.5	D10	150.00	15.00	39.00	9.68	7.26	11.11	9.24	9.39
1635512120	M12 x 1	D10	150.00	17.00	49.10	9.32	6.99	11.11	11.49	11.59
1635512210	M12 x 1	D10	180.00	17.00	49.10	9.32	6.99	11.11	11.49	11.59
1635512250	M12 x 1.25	D10	180.00	17.00	49.10	9.32	6.99	11.11	11.36	11.49
1635512520	M12 x 1.25	D10	150.00	17.00	49.10	9.32	6.99	11.11	11.36	11.49
1635512121	M12 x 1.5	D11	150.00	17.00	49.10	9.32	6.99	11.11	11.24	11.39
1635512251	M12 x 1.5	D11	180.00	17.00	49.10	9.32	6.99	11.11	11.24	11.39
1635512721	M12 x 1.75	D11	150.00	17.00	49.10	9.32	6.99	11.11	11.11	11.29
1635512751	M12 x 1.75	D11	180.00	17.00	49.10	9.32	6.99	11.11	11.11	11.29

● Stocked ○ Available Upon Request; MOQ May Apply ▲ Globally Stocked



CONTINUED

P					M			K	N		S		H					
Steel					Stainless Steel			Cast Iron	Non-Ferrous		HRSA		Hardened Steel					
Carbon Steel			Alloy Steel	Die Steel	300	400	17-4 PH		Aluminum		Nickel Alloy	Titanium						
Low	Medium	High							6061	Casting			Inconel	6Al4V	~35 HRC	35-45 HRC	45-50 HRC	50-70 HRC
1010	1035	1065	4140	4340				6061	7075			6Al4V	(30 HRC)					
○	○	○	○	○	○*	○*	○*	○	○	○	○	○	○	○	○	○	○	○
50-115 SFM	50-115 SFM	50-85 SFM	50-85 SFM	20-65 SFM	15-40 SFM	15-35 SFM	10-30 SFM		65-115 SFM	65-90 SFM	8-12 SFM	8-15 SFM	50-100 SFM	8-25 SFM				

*For Stainless Steel, please use non-water-soluble coolant or highly concentrated water-soluble coolant.

○ Good ○ Best



ABOUT OSG

DRILLING

THREADING

MILLING

HOLDERS

INDEX



List 16355 (Continued)

EXOPRO® LT-S-XPF, Long Shank



FORMING	HSS-Co	V	C/2.SP	PACKED 1 PIECE
---------	--------	---	--------	-------------------



EDP Number	Thread Size	Thread Limit	Overall Length	Thread Length	Neck Length	Shank Diameter	Square Width	Square Length	Tap Drill Size		
			L (mm)	Lc (mm)	L1 (mm)	d (mm)	k (mm)	lk (mm)	Min (mm)	Max (mm)	
1635514121	●	M14 x 1.5	D11	150.00	20.00	51.10	10.90	8.18	12.70	13.24	13.39
1635514521	●	M14 x 1.5	D11	180.00	20.00	51.10	10.90	8.18	12.70	13.24	13.39
1635514222	●	M14 x 2	D12	150.00	20.00	51.10	10.90	8.18	12.70	12.98	13.18
1635514252	●	M14 x 2	D12	180.00	20.00	51.10	10.90	8.18	12.70	12.98	13.18
1635516121	●	M16 x 1.5	D11	150.00	20.00	54.00	12.19	9.14	14.29	15.24	15.39
1635516521	●	M16 x 1.5	D11	180.00	20.00	54.00	12.19	9.14	14.29	15.24	15.39
1635516222	●	M16 x 2	D12	150.00	20.00	54.00	12.19	9.14	14.29	14.98	15.18
1635516252	●	M16 x 2	D12	180.00	20.00	54.00	12.19	9.14	14.29	14.98	15.18
1635518121	●	M18 x 1.5	D11	150.00	25.00	55.00	13.77	10.31	15.88	17.24	17.39
1635518521	●	M18 x 1.5	D11	180.00	25.00	55.00	13.77	10.31	15.88	17.24	17.39
1635518252	●	M18 x 2.5	D12	150.00	25.00	55.00	13.77	10.31	15.88	16.73	16.98
1635518552	●	M18 x 2.5	D12	180.00	25.00	55.00	13.77	10.31	15.88	16.73	16.98
1635520121	●	M20 x 1.5	D11	180.00	25.00	61.80	16.56	12.42	17.46	19.24	19.39
1635520521	●	M20 x 1.5	D11	220.00	25.00	61.80	16.56	12.42	17.46	19.24	19.39
1635520222	●	M20 x 2.5	D12	220.00	25.00	61.80	16.56	12.42	17.46	18.73	18.98
1635520252	●	M20 x 2.5	D12	180.00	25.00	61.80	16.56	12.42	17.46	18.73	18.98

● Stocked ○ Available Upon Request; MOQ May Apply ▲ Globally Stocked



P					M			K	N		S		H			
Steel					Stainless Steel			Cast Iron	Non-Ferrous		HRSA		Hardened Steel			
Carbon Steel			Alloy Steel	Die Steel					Aluminum		Nickel Alloy	Titanium				
Low	Medium	High			300	400	17-4 PH		6061	Casting			Inconel	6Al4V (30 HRC)	~35 HRC	35-45 HRC
1010	1035	1065	4140	4340												
○	○	○	○	○	○*	○*	○*		○	○	○	○	○	○		
50-115 SFM	50-115 SFM	50-85 SFM	50-85 SFM	20-65 SFM	15-40 SFM	15-35 SFM	10-30 SFM		65-115 SFM	65-90 SFM	8-12 SFM	8-15 SFM	50-100 SFM	8-25 SFM		

*For Stainless Steel, please use non-water-soluble coolant or highly concentrated water-soluble coolant.

○ Good ○ Best





List 14153

EXOCARB® OTC-NRT, JIS, Carbide Inlaid, DIN/DIN

FORMING	CARBIDE	BR	C/1.5P	PACKED 1 PIECE
---------	---------	----	--------	-------------------



EDP Number	Thread Size	Thread Limit	Overall Length	Thread Length	Neck Length	Shank Diameter	Square Width	Square Length	Tap Drill Size		
			L (mm)	Lc (mm)	L1 (mm)	d (mm)	k (mm)	lk (mm)	Min (mm)	Max (mm)	
1415310100	●	M6 x 1	RH7	80.00	12.00	30.00	6.00	4.90	8.00	5.49	5.59
1415310200	●	M8 x 1.25	RH7	90.00	15.00	35.00	8.00	6.20	9.00	7.36	7.49
1415310300	●	M10 x 1.25	RH7	100.00	18.00	39.00	10.00	8.00	11.00	9.36	9.49
1415310400	●	M10 x 1.5	RH7	100.00	18.00	39.00	10.00	8.00	11.00	9.24	9.39

● Stocked ○ Available Upon Request; MOQ May Apply ▲ Globally Stocked
Note: See page 784 for tap drill recommendations.



ABOUT OSG

DRILLING

THREADING

MILLING

HOLDERS

INDEX

P					M			K	N		S		H			
Steel					Stainless Steel			Cast Iron	Non-Ferrous		HRSA		Hardened Steel			
Carbon Steel			Alloy Steel	Die Steel	Aluminum		Nickel Alloy		Titanium							
Low	Medium	High			6061	7075				Casting	Inconel	6Al4V (30 HRC)	~35 HRC	35-45 HRC	45-50 HRC	50-70 HRC
1010	1035	1065	4140	4340	300	400	17-4 PH		○	○						
1018	1045								○	○						
									65-150 SFM	50-120 SFM						


○ Good ○ Best





List 369

EXOCARB® OT-NRT, JIS



EDP Number	Thread Size	Thread Limit	Chamfer Type	Overall Length	Thread Length	Neck Length	Shank Diameter	Square Width	Square Length	Tap Drill Size	
				L (mm)	Lc (mm)	L1 (mm)	d (mm)	k (mm)	lk (mm)	Min (mm)	Max (mm)
8315055	● M3 x 0.5	RH5	Bottom (2P)	46.00	10.00	19.00	4.00	3.20	6.00	2.75	2.80
8315061	● M4 x 0.7	RH6	Bottom (2P)	52.00	13.00	21.00	5.00	4.00	7.00	3.64	3.71
8315067	● M5 x 0.8	RH6	Bottom (2P)	60.00	15.90	23.90	5.50	4.50	7.00	4.59	4.67
8315073	● M6 x 1	RH7	Bottom (2P)	62.00	19.00	29.00	6.00	4.50	7.00	5.49	5.59
8315085	● M8 x 1.25	RH7	Bottom (2P)	70.00	22.00	-	6.20	5.00	8.00	7.36	7.49
8315103	● M10 x 1.25	RH7	Bottom (2P)	75.00	24.00	-	7.00	5.50	8.00	9.36	9.49
8315097	● M10 x 1.5	RH7	Bottom (2P)	75.00	24.00	-	7.00	5.50	8.00	9.24	9.39
8315127	● M12 x 1.25	RH7	Bottom (2P)	82.00	29.00	-	8.50	6.50	9.00	11.36	11.49
8315121	● M12 x 1.5	RH7	Bottom (2P)	82.00	29.00	-	8.50	6.50	9.00	11.24	11.39
8315115	● M12 x 1.75	RH8	Bottom (2P)	82.00	29.00	-	8.50	6.50	9.00	11.11	11.29

● Stocked ○ Available Upon Request; MOQ May Apply ▲ Globally Stocked

Note: Other coatings are available upon request. See page 784 for tap drill recommendations.



P					M			K	N		S		H					
Steel					Stainless Steel			Cast Iron	Non-Ferrous		HRSA		Hardened Steel					
Carbon Steel			Alloy Steel	Die Steel	Aluminum		Nickel Alloy		Titanium									
Low	Medium	High			6061	Casting				Inconel	6Al4V (30 HRC)	~35 HRC	35-45 HRC	45-50 HRC	50-70 HRC			
1010	1035	1045	1065	4140	4340	300	400	17-4 PH	6061	7075								
1018	1045	1065							⊙	⊙								
									65-150 SFM	50-120 SFM								

○ Good ⊙ Best






List 357

EXOCARB® OT-LT-NRT, JIS, Long Shank

FORMING	CARBIDE	BR	C/2P	PACKED 1 PIECE
---------	---------	----	------	-------------------



EDP Number	Thread Size	Thread Limit	Overall Length			Shank Diameter	Square Width		Tap Drill Size	
			L (mm)	Lc (mm)	L1 (mm)		k (mm)	lk (mm)	Min (mm)	Max (mm)
8315633	M6 x 1	RH7	100.00	19.00	29.00	6.00	4.50	7.00	5.49	5.59
8315639	M8 x 1.25	RH7	150.00	22.00	-	6.20	5.00	8.00	7.36	7.49
8315649	M10 x 1.25	RH7	150.00	24.00	-	7.00	5.50	8.00	9.36	9.49
8315645	M10 x 1.5	RH7	150.00	24.00	-	7.00	5.50	8.00	9.24	9.39
8315661	M12 x 1.25	RH8	150.00	29.00	-	8.50	6.50	9.00	11.36	11.49
8315657	M12 x 1.5	RH7	150.00	29.00	-	8.50	6.50	9.00	11.24	11.39
8315653	M12 x 1.75	RH8	150.00	29.00	-	8.50	6.50	9.00	11.11	11.29

● Stocked ○ Available Upon Request; MOQ May Apply ▲ Globally Stocked

Note: Other coatings are available upon request. See page 784 for tap drill recommendations.



ABOUT OSG

DRILLING

THREADING

MILLING

HOLDERS

INDEX

P					M			K Cast Iron	N		S		H			
Steel					Stainless Steel				Non-Ferrous		HRSA		Hardened Steel			
Carbon Steel			Alloy Steel	Die Steel					Aluminum		Nickel Alloy	Titanium				
Low	Medium	High			6061	7075	Casting		Inconel	6Al4V (30 HRC)						
1010	1035	1065	4140	Die Steel	300	400	17-4 PH	65-150 SFM	50-120 SFM			~35 HRC	35-45 HRC	45-50 HRC	50-70 HRC	
1018	1045		4340													

○ Good ⊗ Best






List 14050

EXOTAP® VP-NRT

FORMING	VC10	V	C/1.5P	C/2.5P	PACKED 1 PIECE
---------	------	---	--------	--------	-------------------



EDP Number	Thread Size	Thread Limit	Chamfer Type	Overall Length	Thread Length	Neck Length	Shank Diameter	Square Width	Square Length	Tap Drill Size	
				L (Inch)	Lc (Inch)	L1 (Inch)	d (Inch)	k (Inch)	lk (Inch)	Min (Inch)	Max (Inch)
1405000008	● No. 0 - 80 UNF	H2	Bottom (1.5P)	1.625	0.317	0.357	0.141	0.110	0.188	0.054	0.055
1405000208	● No. 0 - 80 UNF	H2	Modified Bottom (2.5P)	1.625	0.317	0.357	0.141	0.110	0.188	0.054	0.055
1405000108	● No. 0 - 80 UNF	H3	Bottom (1.5P)	1.625	0.317	0.357	0.141	0.110	0.188	0.054	0.055
1405000308	● No. 0 - 80 UNF	H3	Modified Bottom (2.5P)	1.625	0.317	0.357	0.141	0.110	0.188	0.054	0.055
1405000408	● No. 1 - 64 UNC	H2	Bottom (1.5P)	1.688	0.374	0.413	0.141	0.110	0.188	0.065	0.067
1405000608	● No. 1 - 64 UNC	H2	Modified Bottom (2.5P)	1.688	0.374	0.413	0.141	0.110	0.188	0.065	0.067
1405000508	● No. 1 - 64 UNC	H3	Bottom (1.5P)	1.688	0.374	0.413	0.141	0.110	0.188	0.065	0.067
1405000708	● No. 1 - 64 UNC	H3	Modified Bottom (2.5P)	1.688	0.374	0.413	0.141	0.110	0.188	0.065	0.067
1405000808	● No. 2 - 56 UNC	H2	Bottom (1.5P)	1.750	0.437	0.476	0.141	0.110	0.188	0.077	0.079
1405001108	● No. 2 - 56 UNC	H2	Modified Bottom (2.5P)	1.750	0.437	0.476	0.141	0.110	0.188	0.077	0.079
1405000908	● No. 2 - 56 UNC	H3	Bottom (1.5P)	1.750	0.437	0.476	0.141	0.110	0.188	0.077	0.079
1405001208	● No. 2 - 56 UNC	H3	Modified Bottom (2.5P)	1.750	0.437	0.476	0.141	0.110	0.188	0.077	0.079
1405001008	● No. 2 - 56 UNC	H4	Bottom (1.5P)	1.750	0.437	0.476	0.141	0.110	0.188	0.077	0.079
1405001308	● No. 2 - 56 UNC	H4	Modified Bottom (2.5P)	1.750	0.437	0.476	0.141	0.110	0.188	0.077	0.079
1405001408	● No. 3 - 48 UNC	H2	Bottom (1.5P)	1.813	0.496	0.535	0.141	0.110	0.188	0.088	0.091
1405001708	● No. 3 - 48 UNC	H2	Modified Bottom (2.5P)	1.813	0.496	0.535	0.141	0.110	0.188	0.088	0.091
1405001508	● No. 3 - 48 UNC	H3	Bottom (1.5P)	1.813	0.496	0.535	0.141	0.110	0.188	0.088	0.091
1405001808	● No. 3 - 48 UNC	H3	Modified Bottom (2.5P)	1.813	0.496	0.535	0.141	0.110	0.188	0.088	0.091
1405001608	● No. 3 - 48 UNC	H4	Bottom (1.5P)	1.813	0.496	0.535	0.141	0.110	0.188	0.088	0.091
1405001908	● No. 3 - 48 UNC	H4	Modified Bottom (2.5P)	1.813	0.496	0.535	0.141	0.110	0.188	0.088	0.091
1405002008	● No. 4 - 40 UNC	H3	Bottom (1.5P)	1.875	0.295	0.559	0.141	0.110	0.188	0.099	0.102
1405002308	● No. 4 - 40 UNC	H3	Modified Bottom (2.5P)	1.875	0.295	0.559	0.141	0.110	0.188	0.099	0.102
1405002108	● No. 4 - 40 UNC	H4	Bottom (1.5P)	1.875	0.295	0.559	0.141	0.110	0.188	0.099	0.102
1405002408	● No. 4 - 40 UNC	H4	Modified Bottom (2.5P)	1.875	0.295	0.559	0.141	0.110	0.188	0.099	0.102
1405002208	● No. 4 - 40 UNC	H5	Bottom (1.5P)	1.875	0.295	0.559	0.141	0.110	0.188	0.099	0.102
1405002508	● No. 4 - 40 UNC	H5	Modified Bottom (2.5P)	1.875	0.295	0.559	0.141	0.110	0.188	0.099	0.102
1405002608	● No. 5 - 40 UNC	H3	Bottom (1.5P)	1.938	0.299	0.626	0.141	0.110	0.188	0.112	0.115
1405002908	● No. 5 - 40 UNC	H3	Modified Bottom (2.5P)	1.938	0.299	0.626	0.141	0.110	0.188	0.112	0.115
1405002708	● No. 5 - 40 UNC	H4	Bottom (1.5P)	1.938	0.299	0.626	0.141	0.110	0.188	0.112	0.115
1405003008	● No. 5 - 40 UNC	H4	Modified Bottom (2.5P)	1.938	0.299	0.626	0.141	0.110	0.188	0.112	0.115
1405002808	● No. 5 - 40 UNC	H5	Bottom (1.5P)	1.938	0.299	0.626	0.141	0.110	0.188	0.112	0.115
1405003108	● No. 5 - 40 UNC	H5	Modified Bottom (2.5P)	1.938	0.299	0.626	0.141	0.110	0.188	0.112	0.115
1405003208	● No. 6 - 32 UNC	H3	Bottom (1.5P)	2.000	0.370	0.685	0.141	0.110	0.188	0.122	0.125
1405003608	● No. 6 - 32 UNC	H3	Modified Bottom (2.5P)	2.000	0.370	0.685	0.141	0.110	0.188	0.122	0.125
1405003308	● No. 6 - 32 UNC	H4	Bottom (1.5P)	2.000	0.370	0.685	0.141	0.110	0.188	0.122	0.125
1405003708	● No. 6 - 32 UNC	H4	Modified Bottom (2.5P)	2.000	0.370	0.685	0.141	0.110	0.188	0.122	0.125
1405003408	● No. 6 - 32 UNC	H5	Bottom (1.5P)	2.000	0.370	0.685	0.141	0.110	0.188	0.122	0.125
1405003808	● No. 6 - 32 UNC	H5	Modified Bottom (2.5P)	2.000	0.370	0.685	0.141	0.110	0.188	0.122	0.125
1405003508	● No. 6 - 32 UNC	H6	Bottom (1.5P)	2.000	0.370	0.685	0.141	0.110	0.188	0.122	0.125
1405003908	● No. 6 - 32 UNC	H6	Modified Bottom (2.5P)	2.000	0.370	0.685	0.141	0.110	0.188	0.122	0.125
1405004008	● No. 8 - 32 UNC	H3	Bottom (1.5P)	2.125	0.374	0.752	0.168	0.131	0.250	0.148	0.151
1405004408	● No. 8 - 32 UNC	H3	Modified Bottom (2.5P)	2.125	0.374	0.752	0.168	0.131	0.250	0.148	0.151
1405004108	● No. 8 - 32 UNC	H4	Bottom (1.5P)	2.125	0.374	0.752	0.168	0.131	0.250	0.148	0.151
1405004508	● No. 8 - 32 UNC	H4	Modified Bottom (2.5P)	2.125	0.374	0.752	0.168	0.131	0.250	0.148	0.151
1405004208	● No. 8 - 32 UNC	H5	Bottom (1.5P)	2.125	0.374	0.752	0.168	0.131	0.250	0.148	0.151
1405004608	● No. 8 - 32 UNC	H5	Modified Bottom (2.5P)	2.125	0.374	0.752	0.168	0.131	0.250	0.148	0.151
1405004308	● No. 8 - 32 UNC	H6	Bottom (1.5P)	2.125	0.374	0.752	0.168	0.131	0.250	0.148	0.151
1405004708	● No. 8 - 32 UNC	H6	Modified Bottom (2.5P)	2.125	0.374	0.752	0.168	0.131	0.250	0.148	0.151
1405004808	● No. 10 - 24 UNC	H3	Bottom (1.5P)	2.375	0.492	0.866	0.194	0.152	0.250	0.169	0.173
1405005208	● No. 10 - 24 UNC	H3	Modified Bottom (2.5P)	2.375	0.492	0.866	0.194	0.152	0.250	0.169	0.173
1405004908	● No. 10 - 24 UNC	H4	Bottom (1.5P)	2.375	0.492	0.866	0.194	0.152	0.250	0.169	0.173
1405005308	● No. 10 - 24 UNC	H4	Modified Bottom (2.5P)	2.375	0.492	0.866	0.194	0.152	0.250	0.169	0.173

● Stocked ○ Available Upon Request; MOQ May Apply ▲ Globally Stocked



ABOUT OSG

DRILLING

THREADING

MILLING

HOLDERS

INDEX



List 14050 (Continued)

EXOTAP® VP-NRT

FORMING VC10 V C/1.5P C/2.5P PACKED 1 PIECE

EDP Number	Thread Size	Thread Limit	Chamfer Type	Overall Length	Thread Length	Neck Length	Shank Diameter	Square Width	Square Length	Tap Drill Size	
				L (Inch)	Lc (Inch)	L1 (Inch)	d (Inch)	k (Inch)	lk (Inch)	Min (Inch)	Max (Inch)
1405005008	● No. 10 - 24 UNC	H5	Bottom (1.5P)	2.375	0.492	0.866	0.194	0.152	0.250	0.169	0.173
1405005408	● No. 10 - 24 UNC	H5	Modified Bottom (2.5P)	2.375	0.492	0.866	0.194	0.152	0.250	0.169	0.173
1405005108	● No. 10 - 24 UNC	H6	Bottom (1.5P)	2.375	0.492	0.866	0.194	0.152	0.250	0.169	0.173
1405005508	● No. 10 - 24 UNC	H6	Modified Bottom (2.5P)	2.375	0.492	0.866	0.194	0.152	0.250	0.169	0.173
1405005608	● No. 10 - 32 UNF	H3	Bottom (1.5P)	2.375	0.492	0.866	0.194	0.152	0.250	0.174	0.177
1405006008	● No. 10 - 32 UNF	H3	Modified Bottom (2.5P)	2.375	0.492	0.866	0.194	0.152	0.250	0.174	0.177
1405005708	● No. 10 - 32 UNF	H4	Bottom (1.5P)	2.375	0.492	0.866	0.194	0.152	0.250	0.174	0.177
1405006108	● No. 10 - 32 UNF	H4	Modified Bottom (2.5P)	2.375	0.492	0.866	0.194	0.152	0.250	0.174	0.177
1405005808	● No. 10 - 32 UNF	H5	Bottom (1.5P)	2.375	0.492	0.866	0.194	0.152	0.250	0.174	0.177
1405006208	● No. 10 - 32 UNF	H5	Modified Bottom (2.5P)	2.375	0.492	0.866	0.194	0.152	0.250	0.174	0.177
1405005908	● No. 10 - 32 UNF	H6	Bottom (1.5P)	2.375	0.492	0.866	0.194	0.152	0.250	0.174	0.177
1405006308	● No. 10 - 32 UNF	H6	Modified Bottom (2.5P)	2.375	0.492	0.866	0.194	0.152	0.250	0.174	0.177
1405006408	● No. 12 - 24 UNC	H5	Bottom (1.5P)	2.375	0.496	0.933	0.220	0.165	0.281	0.195	0.199
1405006608	● No. 12 - 24 UNC	H5	Modified Bottom (2.5P)	2.375	0.496	0.933	0.220	0.165	0.281	0.195	0.199
1405006508	● No. 12 - 24 UNC	H7	Bottom (1.5P)	2.375	0.496	0.933	0.220	0.165	0.281	0.195	0.199
1405006708	● No. 12 - 24 UNC	H7	Modified Bottom (2.5P)	2.375	0.496	0.933	0.220	0.165	0.281	0.195	0.199
1405006808	● 1/4 - 20 UNC	H5	Bottom (1.5P)	2.500	0.594	0.996	0.255	0.191	0.313	0.225	0.230
1405007208	● 1/4 - 20 UNC	H5	Modified Bottom (2.5P)	2.500	0.594	0.996	0.255	0.191	0.313	0.225	0.230
1405006908	● 1/4 - 20 UNC	H6	Bottom (1.5P)	2.500	0.594	0.996	0.255	0.191	0.313	0.225	0.230
1405007308	● 1/4 - 20 UNC	H6	Modified Bottom (2.5P)	2.500	0.594	0.996	0.255	0.191	0.313	0.225	0.230
1405007008	● 1/4 - 20 UNC	H7	Bottom (1.5P)	2.500	0.594	0.996	0.255	0.191	0.313	0.225	0.230
1405007408	● 1/4 - 20 UNC	H7	Modified Bottom (2.5P)	2.500	0.594	0.996	0.255	0.191	0.313	0.225	0.230
1405007108	● 1/4 - 20 UNC	H8	Bottom (1.5P)	2.500	0.594	0.996	0.255	0.191	0.313	0.225	0.230
1405007508	● 1/4 - 20 UNC	H8	Modified Bottom (2.5P)	2.500	0.594	0.996	0.255	0.191	0.313	0.225	0.230
1405007608	● 1/4 - 28 UNF	H4	Bottom (1.5P)	2.500	0.594	0.996	0.255	0.191	0.313	0.232	0.235
1405008008	● 1/4 - 28 UNF	H4	Modified Bottom (2.5P)	2.500	0.594	0.996	0.255	0.191	0.313	0.232	0.235
1405007708	● 1/4 - 28 UNF	H5	Bottom (1.5P)	2.500	0.594	0.996	0.255	0.191	0.313	0.232	0.235
1405008108	● 1/4 - 28 UNF	H5	Modified Bottom (2.5P)	2.500	0.594	0.996	0.255	0.191	0.313	0.232	0.235
1405007808	● 1/4 - 28 UNF	H6	Bottom (1.5P)	2.500	0.594	0.996	0.255	0.191	0.313	0.232	0.235
1405008208	● 1/4 - 28 UNF	H6	Modified Bottom (2.5P)	2.500	0.594	0.996	0.255	0.191	0.313	0.232	0.235
1405007908	● 1/4 - 28 UNF	H7	Bottom (1.5P)	2.500	0.594	0.996	0.255	0.191	0.313	0.232	0.235
1405008308	● 1/4 - 28 UNF	H7	Modified Bottom (2.5P)	2.500	0.594	0.996	0.255	0.191	0.313	0.232	0.235
1405008408	● 5/16 - 18 UNC	H5	Bottom (1.5P)	2.719	0.665	1.126	0.318	0.238	0.375	0.284	0.290
1405008908	● 5/16 - 18 UNC	H5	Modified Bottom (2.5P)	2.719	0.665	1.126	0.318	0.238	0.375	0.284	0.290
1405008508	● 5/16 - 18 UNC	H6	Bottom (1.5P)	2.719	0.665	1.126	0.318	0.238	0.375	0.284	0.290
1405009008	● 5/16 - 18 UNC	H6	Modified Bottom (2.5P)	2.719	0.665	1.126	0.318	0.238	0.375	0.284	0.290
1405008608	● 5/16 - 18 UNC	H7	Bottom (1.5P)	2.719	0.665	1.126	0.318	0.238	0.375	0.284	0.290
1405009108	● 5/16 - 18 UNC	H7	Modified Bottom (2.5P)	2.719	0.665	1.126	0.318	0.238	0.375	0.284	0.290
1405008708	● 5/16 - 18 UNC	H8	Bottom (1.5P)	2.719	0.665	1.126	0.318	0.238	0.375	0.284	0.290
1405009208	● 5/16 - 18 UNC	H8	Modified Bottom (2.5P)	2.719	0.665	1.126	0.318	0.238	0.375	0.284	0.290
1405008808	● 5/16 - 18 UNC	H9	Bottom (1.5P)	2.719	0.665	1.126	0.318	0.238	0.375	0.284	0.290
1405009308	● 5/16 - 18 UNC	H9	Modified Bottom (2.5P)	2.719	0.665	1.126	0.318	0.238	0.375	0.284	0.290
1405009408	● 5/16 - 24 UNF	H4	Bottom (1.5P)	2.719	0.665	1.126	0.318	0.238	0.375	0.291	0.296
1405009908	● 5/16 - 24 UNF	H4	Modified Bottom (2.5P)	2.719	0.665	1.126	0.318	0.238	0.375	0.291	0.296
1405009508	● 5/16 - 24 UNF	H5	Bottom (1.5P)	2.719	0.665	1.126	0.318	0.238	0.375	0.291	0.296
1405010008	● 5/16 - 24 UNF	H5	Modified Bottom (2.5P)	2.719	0.665	1.126	0.318	0.238	0.375	0.291	0.296
1405009608	● 5/16 - 24 UNF	H6	Bottom (1.5P)	2.719	0.665	1.126	0.318	0.238	0.375	0.291	0.296

● Stocked ○ Available Upon Request; MOQ May Apply ▲ Globally Stocked

EXT

CONTINUED ➔

P Steel					M Stainless Steel			K Cast Iron	N Non-Ferrous		S HRSA		H Hardened Steel			
Carbon Steel			Alloy Steel	Die Steel	300	400	17-4 PH		Aluminum		Nickel Alloy	Titanium	Hardened Steel			
Low	Medium	High							6061	Casting			Inconel	6Al4V (30 HRC)	~35 HRC	35-45 HRC
1010	1035	1065	4140	4340	○	○	○	○	○			○				
1018	1045				○	○	○		○	○						
35-130 SFM	20-50 SFM	15-30 SFM	15-30SFM	15-20 SFM	15-50 SFM	15-50 SFM	15-40 SFM		65-150 SFM	65-130 SFM			10-15 SFM			

○ Good ○ Best



ABOUT OSG

DRILLING

THREADING

MILLING

HOLDERS

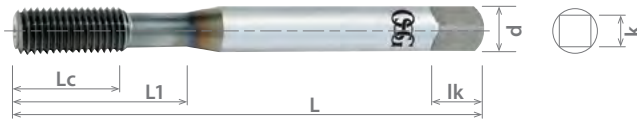
INDEX



List 14050 (Continued)

EXOTAP® VP-NRT

FORMING	VC10	V	C/1.5P	C/2.5P	PACKED 1 PIECE
---------	------	---	--------	--------	-------------------



EDP Number	Thread Size	Thread Limit	Chamfer Type	Overall Length	Thread Length	Neck Length	Shank Diameter	Square Width	Square Length	Tap Drill Size	
				L (Inch)	Lc (Inch)	L1 (Inch)	d (Inch)	k (Inch)	lk (Inch)	Min (Inch)	Max (Inch)
1405010108	5/16 - 24 UNF	H6	Modified Bottom (2.5P)	2.719	0.665	1.126	0.318	0.238	0.375	0.291	0.296
1405009708	5/16 - 24 UNF	H7	Bottom (1.5P)	2.719	0.665	1.126	0.318	0.238	0.375	0.291	0.296
1405010208	5/16 - 24 UNF	H7	Modified Bottom (2.5P)	2.719	0.665	1.126	0.318	0.238	0.375	0.291	0.296
1405009808	5/16 - 24 UNF	H8	Bottom (1.5P)	2.719	0.665	1.126	0.318	0.238	0.375	0.291	0.296
1405010308	5/16 - 24 UNF	H8	Modified Bottom (2.5P)	2.719	0.665	1.126	0.318	0.238	0.375	0.291	0.296
1405010408	3/8 - 16 UNC	H5	Bottom (1.5P)	2.938	0.752	1.252	0.381	0.286	0.438	0.343	0.350
1405010908	3/8 - 16 UNC	H5	Modified Bottom (2.5P)	2.938	0.752	1.252	0.381	0.286	0.438	0.343	0.350
1405010508	3/8 - 16 UNC	H6	Bottom (1.5P)	2.938	0.752	1.252	0.381	0.286	0.438	0.343	0.350
1405011008	3/8 - 16 UNC	H6	Modified Bottom (2.5P)	2.938	0.752	1.252	0.381	0.286	0.438	0.343	0.350
1405010608	3/8 - 16 UNC	H7	Bottom (1.5P)	2.938	0.752	1.252	0.381	0.286	0.438	0.343	0.350
1405011108	3/8 - 16 UNC	H7	Modified Bottom (2.5P)	2.938	0.752	1.252	0.381	0.286	0.438	0.343	0.350
1405010708	3/8 - 16 UNC	H8	Bottom (1.5P)	2.938	0.752	1.252	0.381	0.286	0.438	0.343	0.350
1405011208	3/8 - 16 UNC	H8	Modified Bottom (2.5P)	2.938	0.752	1.252	0.381	0.286	0.438	0.343	0.350
1405010808	3/8 - 16 UNC	H9	Bottom (1.5P)	2.938	0.752	1.252	0.381	0.286	0.438	0.343	0.350
1405011308	3/8 - 16 UNC	H9	Modified Bottom (2.5P)	2.938	0.752	1.252	0.381	0.286	0.438	0.343	0.350
1405011408	3/8 - 24 UNF	H4	Bottom (1.5P)	2.938	0.752	1.252	0.381	0.286	0.438	0.354	0.358
1405011908	3/8 - 24 UNF	H4	Modified Bottom (2.5P)	2.938	0.752	1.252	0.381	0.286	0.438	0.354	0.358
1405011508	3/8 - 24 UNF	H5	Bottom (1.5P)	2.938	0.752	1.252	0.381	0.286	0.438	0.354	0.358
1405012008	3/8 - 24 UNF	H5	Modified Bottom (2.5P)	2.938	0.752	1.252	0.381	0.286	0.438	0.354	0.358
1405011608	3/8 - 24 UNF	H6	Bottom (1.5P)	2.938	0.752	1.252	0.381	0.286	0.438	0.354	0.358
1405012108	3/8 - 24 UNF	H6	Modified Bottom (2.5P)	2.938	0.752	1.252	0.381	0.286	0.438	0.354	0.358
1405011708	3/8 - 24 UNF	H7	Bottom (1.5P)	2.938	0.752	1.252	0.381	0.286	0.438	0.354	0.358
1405012208	3/8 - 24 UNF	H7	Modified Bottom (2.5P)	2.938	0.752	1.252	0.381	0.286	0.438	0.354	0.358
1405011808	3/8 - 24 UNF	H8	Bottom (1.5P)	2.938	0.752	1.252	0.381	0.286	0.438	0.354	0.358
1405012308	3/8 - 24 UNF	H8	Modified Bottom (2.5P)	2.938	0.752	1.252	0.381	0.286	0.438	0.354	0.358

● Stocked ○ Available Upon Request; MOQ May Apply ▲ Globally Stocked



P					M			K	N		S		H				
Steel					Stainless Steel			Cast Iron	Non-Ferrous		HRSA		Hardened Steel				
Carbon Steel			Alloy Steel	Die Steel	Aluminum		Nickel Alloy		Titanium								
Low	Medium	High			6061	Casting				Inconel	6Al4V (30 HRC)	~35 HRC	35-45 HRC	45-50 HRC	50-70 HRC		
1010	1035	1065	4140	4340	300	400	17-4 PH		6061	7075							
1018	1045																
35-130 SFM	20-50 SFM	15-30 SFM	15-30SFM	15-20 SFM	15-50 SFM	15-50 SFM	15-40 SFM		65-150 SFM	65-130 SFM			10-15 SFM				

○ Good ⊗ Best






List 14150

EXOTAP® VP-NRT

FORMING	VC10	V	C/1.5P	C/2.5P	PACKED 1 PIECE
---------	------	---	--------	--------	-------------------



EDP Number	Thread Size	Thread Limit	Chamfer Type	Overall Length	Thread Length	Neck Length	Shank Diameter	Square Width	Square Length	Tap Drill Size	
				L (mm)	Lc (mm)	L1 (mm)	d (mm)	k (mm)	lk (mm)	Min (mm)	Max (mm)
1415000008	M1.6 x 0.35	D3	Modified Bottom (2.5P)	41.30	7.90	8.90	3.58	2.79	4.76	1.42	1.46
1415000108	M1.6 x 0.35	D5	Modified Bottom (2.5P)	41.30	7.90	8.90	3.58	2.79	4.76	1.42	1.46
1415000208	M1.7 x 0.35	D3	Modified Bottom (2.5P)	42.90	9.50	10.50	3.58	2.79	4.76	1.52	1.56
1415000308	M1.7 x 0.35	D5	Modified Bottom (2.5P)	42.90	9.50	10.50	3.58	2.79	4.76	1.52	1.56
1415000408	M2 x 0.4	D3	Modified Bottom (2.5P)	44.50	11.10	12.10	3.58	2.79	4.76	1.80	1.84
1415000508	M2 x 0.4	D5	Modified Bottom (2.5P)	44.50	11.10	12.10	3.58	2.79	4.76	1.80	1.84
1415000608	M2.5 x 0.45	D3	Modified Bottom (2.5P)	46.00	12.80	13.80	3.58	2.79	4.76	2.27	2.32
1415000708	M2.5 x 0.45	D5	Modified Bottom (2.5P)	46.00	12.80	13.80	3.58	2.79	4.76	2.27	2.32
1415000808	M2.6 x 0.45	D3	Modified Bottom (2.5P)	47.60	12.70	13.70	3.58	2.79	4.76	2.37	2.42
1415000908	M2.6 x 0.45	D5	Modified Bottom (2.5P)	47.60	12.70	13.70	3.58	2.79	4.76	2.37	2.42
1415001008	M3 x 0.5	D3	Bottom (1.5P)	49.20	6.20	16.00	3.58	2.79	4.76	2.75	2.80
1415001208	M3 x 0.5	D3	Modified Bottom (2.5P)	49.20	6.20	16.00	3.58	2.79	4.76	2.75	2.80
1415001108	M3 x 0.5	D5	Bottom (1.5P)	49.20	6.20	16.00	3.58	2.79	4.76	2.75	2.80
1415001308	M3 x 0.5	D5	Modified Bottom (2.5P)	49.20	6.20	16.00	3.58	2.79	4.76	2.75	2.80
1415001408	M3.5 x 0.6	D4	Bottom (1.5P)	50.80	6.20	17.50	3.58	2.79	4.76	3.19	3.26
1415001608	M3.5 x 0.6	D4	Modified Bottom (2.5P)	50.80	6.20	17.50	3.58	2.79	4.76	3.19	3.26
1415001508	M3.5 x 0.6	D6	Bottom (1.5P)	50.80	6.20	17.50	3.58	2.79	4.76	3.19	3.26
1415001708	M3.5 x 0.6	D6	Modified Bottom (2.5P)	50.80	6.20	17.50	3.58	2.79	4.76	3.19	3.26
1415001808	M4 x 0.7	D4	Bottom (1.5P)	54.00	8.40	19.60	4.27	3.33	6.35	3.64	3.71
1415002008	M4 x 0.7	D4	Modified Bottom (2.5P)	54.00	8.40	19.60	4.27	3.33	6.35	3.64	3.71
1415001908	M4 x 0.7	D6	Bottom (1.5P)	54.00	8.40	19.60	4.27	3.33	6.35	3.64	3.71
1415002108	M4 x 0.7	D6	Modified Bottom (2.5P)	54.00	8.40	19.60	4.27	3.33	6.35	3.64	3.71
1415002208	M5 x 0.8	D4	Bottom (1.5P)	60.30	9.60	22.20	4.93	3.86	6.35	4.59	4.67
1415002408	M5 x 0.8	D4	Modified Bottom (2.5P)	60.30	9.60	22.20	4.93	3.86	6.35	4.59	4.67
1415002308	M5 x 0.8	D7	Bottom (1.5P)	60.30	9.60	22.20	4.93	3.86	6.35	4.59	4.67
1415002508	M5 x 0.8	D7	Modified Bottom (2.5P)	60.30	9.60	22.20	4.93	3.86	6.35	4.59	4.67
1415002608	M6 x 1	D5	Bottom (1.5P)	63.50	12.00	25.40	6.48	4.85	7.94	5.49	5.59
1415002808	M6 x 1	D5	Modified Bottom (2.5P)	63.50	12.00	25.40	6.48	4.85	7.94	5.49	5.59
1415002708	M6 x 1	D8	Bottom (1.5P)	63.50	12.00	25.40	6.48	4.85	7.94	5.49	5.59
1415002908	M6 x 1	D8	Modified Bottom (2.5P)	63.50	12.00	25.40	6.48	4.85	7.94	5.49	5.59
1415003008	M8 x 1.25	D5	Bottom (1.5P)	69.10	15.00	28.60	8.08	6.05	9.53	7.36	7.49
1415003208	M8 x 1.25	D5	Modified Bottom (2.5P)	69.10	15.00	28.60	8.08	6.05	9.53	7.36	7.49
1415003108	M8 x 1.25	D9	Bottom (1.5P)	69.10	15.00	28.60	8.08	6.05	9.53	7.36	7.49
1415003308	M8 x 1.25	D9	Modified Bottom (2.5P)	69.10	15.00	28.60	8.08	6.05	9.53	7.36	7.49
1415003408	M10 x 1	D5	Bottom (1.5P)	74.60	18.00	31.80	9.68	7.26	11.11	9.49	9.59
1415003608	M10 x 1	D5	Modified Bottom (2.5P)	74.60	18.00	31.80	9.68	7.26	11.11	9.49	9.59
1415003508	M10 x 1	D9	Bottom (1.5P)	74.60	18.00	31.80	9.68	7.26	11.11	9.49	9.59
1415003708	M10 x 1	D9	Modified Bottom (2.5P)	74.60	18.00	31.80	9.68	7.26	11.11	9.49	9.59
1415004608	M10 x 1.25	D5	Bottom (1.5P)	74.60	18.00	31.80	9.68	7.26	11.11	9.36	9.49
1415004808	M10 x 1.25	D5	Modified Bottom (2.5P)	74.60	18.00	31.80	9.68	7.26	11.11	9.36	9.49
1415004708	M10 x 1.25	D9	Bottom (1.5P)	74.60	18.00	31.80	9.68	7.26	11.11	9.36	9.49
1415004908	M10 x 1.25	D9	Modified Bottom (2.5P)	74.60	18.00	31.80	9.68	7.26	11.11	9.36	9.49

● Stocked ○ Available Upon Request; MOQ May Apply ▲ Globally Stocked



CONTINUED ➔

P					M			K	N		S		H			
Steel					Stainless Steel			Cast Iron	Non-Ferrous		HRSA		Hardened Steel			
Carbon Steel			Alloy Steel	Die Steel	300	400	17-4 PH		Aluminum		Nickel Alloy	Titanium				
Low	Medium	High							6061	Casting			Inconel	6Al4V	~35 HRC	35-45 HRC
1010	1035	1065	4140													
1018	1045		4340									(30 HRC)				
○	○	○	○	○	○	○	○		○	○			○			
35-130 SFM	20-50 SFM	15-30 SFM	15-30SFM	15-20 SFM	15-50 SFM	15-50 SFM	15-40 SFM		65-150 SFM	65-130 SFM			10-15 SFM			

○ Good ○ Best






List 14150 (Continued)

EXOTAP® VP-NRT

FORMING	VC10	V	C/1.5P	C/2.5P	PACKED 1 PIECE
---------	------	---	--------	--------	-------------------



EDP Number	Thread Size	Thread Limit	Chamfer Type	Overall Length	Thread Length	Neck Length	Shank Diameter	Square Width	Square Length	Tap Drill Size	
				L (mm)	Lc (mm)	L1 (mm)	d (mm)	k (mm)	lk (mm)	Min (mm)	Max (mm)
1415003808	● M10 x 1.5	D6	Bottom (1.5P)	74.60	18.00	31.80	9.68	7.26	11.11	9.24	9.39
1415004008	● M10 x 1.5	D6	Modified Bottom (2.5P)	74.60	18.00	31.80	9.68	7.26	11.11	9.24	9.39
1415003908	● M10 x 1.5	D10	Bottom (1.5P)	74.60	18.00	31.80	9.68	7.26	11.11	9.24	9.39
1415004108	● M10 x 1.5	D10	Modified Bottom (2.5P)	74.60	18.00	31.80	9.68	7.26	11.11	9.24	9.39
1415004208	● M12 x 1.75	D6	Bottom (1.5P)	85.70	21.00	49.00	9.32	6.99	11.11	11.11	11.29
1415004408	● M12 x 1.75	D6	Modified Bottom (2.5P)	85.70	21.00	49.00	9.32	6.99	11.11	11.11	11.29
1415004308	● M12 x 1.75	D11	Bottom (1.5P)	85.70	21.00	49.00	9.32	6.99	11.11	11.11	11.29
1415004508	● M12 x 1.75	D11	Modified Bottom (2.5P)	85.70	21.00	49.00	9.32	6.99	11.11	11.11	11.29

● Stocked ○ Available Upon Request; MOQ May Apply ▲ Globally Stocked

EXT

P					M			K	N		S		H				
Steel					Stainless Steel			Cast Iron	Non-Ferrous		HRSA		Hardened Steel				
Carbon Steel			Alloy Steel	Die Steel	Aluminum		Nickel Alloy		Titanium								
Low	Medium	High			6061	7075				Casting	Inconel	6Al4V (30 HRC)	~35 HRC	35-45 HRC	45-50 HRC	50-70 HRC	
1010	1035	1065	4140	4340	300	400	17-4 PH		6061	7075	Casting	Inconel	6Al4V (30 HRC)	~35 HRC	35-45 HRC	45-50 HRC	50-70 HRC
○	○	○	○	○	○	○	○		○	○				○			
35-130 SFM	20-50 SFM	15-30 SFM	15-30SFM	15-20 SFM	15-50 SFM	15-50 SFM	15-40 SFM		65-150 SFM	65-130 SFM				10-15 SFM			

○ Good ○ Best






List 14001

HY-PRO® NRT

FORMING	HSS-Co	BR	S/O	TiCN	TiN	C/1.5P	C/2.5P	C/4.5P	PACKED 1 PIECE
---------	--------	----	-----	------	-----	--------	--------	--------	-------------------



EDP Number						Thread Size	Thread Limit	Chamfer Type	Overall Length	Thread Length	Neck Length	Shank Dia.	Square Width	Square Length	Tap Drill Size	
Base EDP #	Coating Suffix														Min (Inch)	Max (Inch)
	BR	S/O	TiN	TiCN												
14001000	●	00	01	05	08	No. 0 - 80 UNF	H2	Bottom (1.5P)	1.625	0.317	0.357	0.141	0.110	0.188	0.054	0.055
14001002	●	00	01	05	08	No. 0 - 80 UNF	H2	Mod Btm (2.5P)	1.625	0.317	0.357	0.141	0.110	0.188	0.054	0.055
14001001	●	00	01	05	08	No. 0 - 80 UNF	H3	Bottom (1.5P)	1.625	0.317	0.357	0.141	0.110	0.188	0.054	0.055
14001003	●	00	01	05	08	No. 0 - 80 UNF	H3	Mod Btm (2.5P)	1.625	0.317	0.357	0.141	0.110	0.188	0.054	0.055
14001004	●	00	01	05	08	No. 0 - 80 UNF	H4	Mod Btm (2.5P)	1.625	0.317	0.357	0.141	0.110	0.188	0.054	0.055
14001005	●	00	01	05	08	No. 0 - 80 UNF	H5	Mod Btm (2.5P)	1.625	0.317	0.357	0.141	0.110	0.188	0.054	0.055
14001006	●	00	01	-	08	No. 0 - 80 UNF	H6	Mod Btm (2.5P)	1.625	0.317	0.357	0.141	0.110	0.188	0.054	0.055
14001007	●	00	01	-	08	No. 0 - 80 UNF	H7	Mod Btm (2.5P)	1.625	0.317	0.357	0.141	0.110	0.188	0.054	0.055
14001008	●	00	01	05	08	No. 1 - 64 UNC	H2	Mod Btm (2.5P)	1.688	0.374	0.413	0.141	0.110	0.188	0.065	0.067
14001009	●	00	01	05	08	No. 1 - 64 UNC	H3	Mod Btm (2.5P)	1.688	0.374	0.413	0.141	0.110	0.188	0.065	0.067
14001010	●	00	01	05	08	No. 1 - 64 UNC	H4	Mod Btm (2.5P)	1.688	0.374	0.413	0.141	0.110	0.188	0.065	0.067
14001011	●	00	01	05	08	No. 1 - 64 UNC	H5	Mod Btm (2.5P)	1.688	0.374	0.413	0.141	0.110	0.188	0.065	0.067
14001012	●	00	01	-	08	No. 1 - 64 UNC	H6	Mod Btm (2.5P)	1.688	0.374	0.413	0.141	0.110	0.188	0.065	0.067
14001013	●	00	01	-	08	No. 1 - 64 UNC	H7	Mod Btm (2.5P)	1.688	0.374	0.413	0.141	0.110	0.188	0.065	0.067
14001014	●	00	01	05	08	No. 1 - 72 UNF	H2	Bottom (1.5P)	1.688	0.374	0.413	0.141	0.110	0.188	0.066	0.067
14001016	●	00	01	05	08	No. 1 - 72 UNF	H2	Mod Btm (2.5P)	1.688	0.374	0.413	0.141	0.110	0.188	0.066	0.067
14001015	●	00	01	05	08	No. 1 - 72 UNF	H3	Bottom (1.5P)	1.688	0.374	0.413	0.141	0.110	0.188	0.066	0.067
14001017	●	00	01	05	08	No. 1 - 72 UNF	H3	Mod Btm (2.5P)	1.688	0.374	0.413	0.141	0.110	0.188	0.066	0.067
14001018	●	00	01	05	08	No. 1 - 72 UNF	H4	Mod Btm (2.5P)	1.688	0.374	0.413	0.141	0.110	0.188	0.066	0.067
14001019	●	00	01	05	08	No. 1 - 72 UNF	H5	Mod Btm (2.5P)	1.688	0.374	0.413	0.141	0.110	0.188	0.066	0.067
14001020	●	00	01	05	08	No. 1 - 72 UNF	H6	Mod Btm (2.5P)	1.688	0.374	0.413	0.141	0.110	0.188	0.066	0.067
14001021	●	00	01	-	08	No. 1 - 72 UNF	H7	Mod Btm (2.5P)	1.688	0.374	0.413	0.141	0.110	0.188	0.066	0.067
14001022	●	00	01	05	08	No. 2 - 56 UNC	H2	Bottom (1.5P)	1.750	0.437	0.476	0.141	0.110	0.188	0.077	0.079
14001025	●	00	01	05	08	No. 2 - 56 UNC	H2	Mod Btm (2.5P)	1.750	0.437	0.476	0.141	0.110	0.188	0.077	0.079
14001023	●	00	01	05	08	No. 2 - 56 UNC	H3	Bottom (1.5P)	1.750	0.437	0.476	0.141	0.110	0.188	0.077	0.079
14001026	●	00	01	05	08	No. 2 - 56 UNC	H3	Mod Btm (2.5P)	1.750	0.437	0.476	0.141	0.110	0.188	0.077	0.079
14001024	●	00	01	05	08	No. 2 - 56 UNC	H4	Bottom (1.5P)	1.750	0.437	0.476	0.141	0.110	0.188	0.077	0.079
14001027	●	00	01	05	08	No. 2 - 56 UNC	H4	Mod Btm (2.5P)	1.750	0.437	0.476	0.141	0.110	0.188	0.077	0.079
14001028	●	00	01	05	08	No. 2 - 56 UNC	H5	Mod Btm (2.5P)	1.750	0.437	0.476	0.141	0.110	0.188	0.077	0.079
14001029	●	00	01	05	08	No. 2 - 56 UNC	H6	Mod Btm (2.5P)	1.750	0.437	0.476	0.141	0.110	0.188	0.077	0.079
14001030	●	00	01	05	08	No. 2 - 56 UNC	H7	Mod Btm (2.5P)	1.750	0.437	0.476	0.141	0.110	0.188	0.077	0.079
14001578	●	00	-	-	08	No. 2 - 56 UNC	H8	Mod Btm (2.5P)	1.750	0.437	0.476	0.141	0.110	0.188	0.077	0.079
14001579	●	00	-	-	08	No. 2 - 56 UNC	H9	Mod Btm (2.5P)	1.750	0.437	0.476	0.141	0.110	0.188	0.077	0.079
14001031	●	00	01	05	08	No. 2 - 64 UNF	H2	Mod Btm (2.5P)	1.750	0.437	0.476	0.141	0.110	0.188	0.078	0.080
14001032	●	00	01	05	08	No. 2 - 64 UNF	H3	Mod Btm (2.5P)	1.750	0.437	0.476	0.141	0.110	0.188	0.078	0.080
14001033	●	00	01	05	08	No. 2 - 64 UNF	H4	Mod Btm (2.5P)	1.750	0.437	0.476	0.141	0.110	0.188	0.078	0.080
14001034	●	00	01	-	08	No. 2 - 64 UNF	H5	Mod Btm (2.5P)	1.750	0.437	0.476	0.141	0.110	0.188	0.078	0.080
14001035	●	00	01	-	08	No. 2 - 64 UNF	H6	Mod Btm (2.5P)	1.750	0.437	0.476	0.141	0.110	0.188	0.078	0.080
14001036	●	00	01	-	08	No. 2 - 64 UNF	H7	Mod Btm (2.5P)	1.750	0.437	0.476	0.141	0.110	0.188	0.078	0.080
14001037	●	00	01	05	08	No. 3 - 48 UNC	H2	Mod Btm (2.5P)	1.813	0.496	0.535	0.141	0.110	0.188	0.088	0.091
14001038	●	00	01	05	08	No. 3 - 48 UNC	H3	Mod Btm (2.5P)	1.813	0.496	0.535	0.141	0.110	0.188	0.088	0.091
14001039	●	00	01	05	08	No. 3 - 48 UNC	H4	Mod Btm (2.5P)	1.813	0.496	0.535	0.141	0.110	0.188	0.088	0.091
14001040	●	00	01	-	08	No. 3 - 48 UNC	H5	Mod Btm (2.5P)	1.813	0.496	0.535	0.141	0.110	0.188	0.088	0.091

● Stocked ○ Available Upon Request; MOQ May Apply ▲ Globally Stocked

Note: Other coatings are available upon request.



CONTINUED ➔

P					M			K	N		S		H				
Steel					Stainless Steel				Cast Iron	Non-Ferrous		HRSA		Hardened Steel			
Carbon Steel			Alloy Steel	Die Steel	300	400	17-4 PH			Aluminum		Nickel Alloy	Titanium				
Low	Medium	High													6061	Casting	Inconel
1010	1035	1065	4140					7075									
1018	1045		4340														
○	○	○	○	○	○	○	○	○	○			○					
35-100 SFM	20-50 SFM	15-25 SFM	15-25 SFM	15-20 SFM	15-40 SFM	15-40 SFM	10-25 SFM		50-90 SFM	45-100 SFM			10-15 SFM				

○ Good ○ Best






List 14001 (Continued)

FORMING	HSS-Co	BR	S/O	TiCN	TiN	C/1.5P	C/2.5P	C/4.5P	PACKED 1 PIECE
---------	--------	----	-----	------	-----	--------	--------	--------	-------------------

HY-PRO® NRT



ABOUT OSG

DRILLING

THREADING

MILLING

HOLDERS

INDEX

EDP Number					Thread Size	Thread Limit	Chamfer Type	Overall Length	Thread Length	Neck Length	Shank Dia.	Square Width	Square Length	Tap Drill Size							
Base EDP #	Coating Suffix													L (Inch)	Lc (Inch)	L1 (Inch)	d (Inch)	k (Inch)	lk (Inch)	Min (Inch)	Max (Inch)
	BR	S/O	TiN	TiCN																	
14001041	●	00	01	-	08	No. 3 - 48 UNC	H6	Mod Btm (2.5P)	1.813	0.496	0.535	0.141	0.110	0.188	0.088	0.091					
14001042	●	00	01	-	08	No. 3 - 48 UNC	H7	Mod Btm (2.5P)	1.813	0.496	0.535	0.141	0.110	0.188	0.088	0.091					
14001043	●	00	01	05	08	No. 3 - 56 UNF	H2	Mod Btm (2.5P)	1.813	0.496	0.535	0.141	0.110	0.188	0.090	0.092					
14001044	●	00	01	05	08	No. 3 - 56 UNF	H3	Mod Btm (2.5P)	1.813	0.496	0.535	0.141	0.110	0.188	0.090	0.092					
14001045	●	00	01	05	08	No. 3 - 56 UNF	H4	Mod Btm (2.5P)	1.813	0.496	0.535	0.141	0.110	0.188	0.090	0.092					
14001046	●	00	01	05	08	No. 3 - 56 UNF	H5	Mod Btm (2.5P)	1.813	0.496	0.535	0.141	0.110	0.188	0.090	0.092					
14001047	●	00	01	05	08	No. 3 - 56 UNF	H6	Mod Btm (2.5P)	1.813	0.496	0.535	0.141	0.110	0.188	0.090	0.092					
14001048	●	00	01	-	08	No. 3 - 56 UNF	H7	Mod Btm (2.5P)	1.813	0.496	0.535	0.141	0.110	0.188	0.090	0.092					
14001052	●	00	01	05	08	No. 4 - 40 UNC	H2	Mod Btm (2.5P)	1.875	0.295	0.559	0.141	0.110	0.188	0.099	0.102					
14001058	●	00	01	05	08	No. 4 - 40 UNC	H2	Plug (4.5P)	1.875	0.295	0.559	0.141	0.110	0.188	0.099	0.102					
14001049	●	00	01	05	08	No. 4 - 40 UNC	H3	Bottom (1.5P)	1.875	0.295	0.559	0.141	0.110	0.188	0.099	0.102					
14001053	●	00	01	05	08	No. 4 - 40 UNC	H3	Mod Btm (2.5P)	1.875	0.295	0.559	0.141	0.110	0.188	0.099	0.102					
14001059	●	00	01	05	08	No. 4 - 40 UNC	H3	Plug (4.5P)	1.875	0.295	0.559	0.141	0.110	0.188	0.099	0.102					
14001050	●	00	01	05	08	No. 4 - 40 UNC	H4	Bottom (1.5P)	1.875	0.295	0.559	0.141	0.110	0.188	0.099	0.102					
14001054	●	00	01	05	08	No. 4 - 40 UNC	H4	Mod Btm (2.5P)	1.875	0.295	0.559	0.141	0.110	0.188	0.099	0.102					
14001060	●	00	01	05	08	No. 4 - 40 UNC	H4	Plug (4.5P)	1.875	0.295	0.559	0.141	0.110	0.188	0.099	0.102					
14001051	●	00	01	05	08	No. 4 - 40 UNC	H5	Bottom (1.5P)	1.875	0.295	0.559	0.141	0.110	0.188	0.099	0.102					
14001055	●	00	01	05	08	No. 4 - 40 UNC	H5	Mod Btm (2.5P)	1.875	0.295	0.559	0.141	0.110	0.188	0.099	0.102					
14001061	●	00	01	05	08	No. 4 - 40 UNC	H5	Plug (4.5P)	1.875	0.295	0.559	0.141	0.110	0.188	0.099	0.102					
14001573	●	00	01	05	08	No. 4 - 40 UNC	H6	Bottom (1.5P)	1.875	0.295	0.559	0.141	0.110	0.188	0.099	0.102					
14001056	●	00	01	05	08	No. 4 - 40 UNC	H6	Mod Btm (2.5P)	1.875	0.295	0.559	0.141	0.110	0.188	0.099	0.102					
14001062	●	00	01	05	08	No. 4 - 40 UNC	H6	Plug (4.5P)	1.875	0.295	0.559	0.141	0.110	0.188	0.099	0.102					
14001574	●	00	01	05	08	No. 4 - 40 UNC	H7	Bottom (1.5P)	1.875	0.295	0.559	0.141	0.110	0.188	0.099	0.102					
14001057	●	00	01	05	08	No. 4 - 40 UNC	H7	Mod Btm (2.5P)	1.875	0.295	0.559	0.141	0.110	0.188	0.099	0.102					
14001063	●	00	01	05	08	No. 4 - 40 UNC	H7	Plug (4.5P)	1.875	0.295	0.559	0.141	0.110	0.188	0.099	0.102					
14001580	●	00	-	-	08	No. 4 - 40 UNC	H8	Mod Btm (2.5P)	1.875	0.295	0.559	0.141	0.110	0.188	0.099	0.102					
14001581	●	00	-	-	08	No. 4 - 40 UNC	H9	Mod Btm (2.5P)	1.875	0.295	0.559	0.141	0.110	0.188	0.099	0.102					
14001582	●	00	-	-	08	No. 4 - 40 UNC	H10	Mod Btm (2.5P)	1.875	0.295	0.559	0.141	0.110	0.188	0.099	0.102					
14001598	●	00	-	-	08	No. 4 - 40 UNC	H14	Mod Btm (2.5P)	1.875	0.295	0.559	0.141	0.110	0.188	0.099	0.102					
14001064	●	00	01	05	08	No. 4 - 48 UNF	H2	Mod Btm (2.5P)	1.875	0.295	0.559	0.141	0.110	0.188	0.101	0.104					
14001070	●	00	01	05	08	No. 4 - 48 UNF	H2	Plug (4.5P)	1.875	0.295	0.559	0.141	0.110	0.188	0.101	0.104					
14001065	●	00	01	05	08	No. 4 - 48 UNF	H3	Mod Btm (2.5P)	1.875	0.295	0.559	0.141	0.110	0.188	0.101	0.104					
14001071	●	00	01	05	08	No. 4 - 48 UNF	H3	Plug (4.5P)	1.875	0.295	0.559	0.141	0.110	0.188	0.101	0.104					
14001066	●	00	01	05	08	No. 4 - 48 UNF	H4	Mod Btm (2.5P)	1.875	0.295	0.559	0.141	0.110	0.188	0.101	0.104					
14001072	●	00	01	-	08	No. 4 - 48 UNF	H4	Plug (4.5P)	1.875	0.295	0.559	0.141	0.110	0.188	0.101	0.104					
14001067	●	00	01	05	08	No. 4 - 48 UNF	H5	Mod Btm (2.5P)	1.875	0.295	0.559	0.141	0.110	0.188	0.101	0.104					
14001073	●	00	01	-	08	No. 4 - 48 UNF	H5	Plug (4.5P)	1.875	0.295	0.559	0.141	0.110	0.188	0.101	0.104					
14001068	●	00	01	-	08	No. 4 - 48 UNF	H6	Mod Btm (2.5P)	1.875	0.295	0.559	0.141	0.110	0.188	0.101	0.104					
14001074	●	00	01	-	08	No. 4 - 48 UNF	H6	Plug (4.5P)	1.875	0.295	0.559	0.141	0.110	0.188	0.101	0.104					
14001069	●	00	01	-	08	No. 4 - 48 UNF	H7	Mod Btm (2.5P)	1.875	0.295	0.559	0.141	0.110	0.188	0.101	0.104					
14001075	●	00	01	-	08	No. 4 - 48 UNF	H7	Plug (4.5P)	1.875	0.295	0.559	0.141	0.110	0.188	0.101	0.104					
14001076	●	00	01	-	08	No. 5 - 40 UNC	H2	Mod Btm (2.5P)	1.938	0.299	0.626	0.141	0.110	0.188	0.112	0.115					
14001082	●	00	01	05	08	No. 5 - 40 UNC	H2	Plug (4.5P)	1.938	0.299	0.626	0.141	0.110	0.188	0.112	0.115					
14001077	●	00	01	05	08	No. 5 - 40 UNC	H3	Mod Btm (2.5P)	1.938	0.299	0.626	0.141	0.110	0.188	0.112	0.115					
14001083	●	00	01	05	08	No. 5 - 40 UNC	H3	Plug (4.5P)	1.938	0.299	0.626	0.141	0.110	0.188	0.112	0.115					
14001078	●	00	01	-	08	No. 5 - 40 UNC	H4	Mod Btm (2.5P)	1.938	0.299	0.626	0.141	0.110	0.188	0.112	0.115					
14001084	●	00	01	05	08	No. 5 - 40 UNC	H4	Plug (4.5P)	1.938	0.299	0.626	0.141	0.110	0.188	0.112	0.115					
14001079	●	00	01	05	08	No. 5 - 40 UNC	H5	Mod Btm (2.5P)	1.938	0.299	0.626	0.141	0.110	0.188	0.112	0.115					
14001085	●	00	01	05	08	No. 5 - 40 UNC	H5	Plug (4.5P)	1.938	0.299	0.626	0.141	0.110	0.188	0.112	0.115					
14001080	●	00	01	05	08	No. 5 - 40 UNC	H6	Mod Btm (2.5P)	1.938	0.299	0.626	0.141	0.110	0.188	0.112	0.115					
14001086	●	00	01	05	08	No. 5 - 40 UNC	H6	Plug (4.5P)	1.938	0.299	0.626	0.141	0.110	0.188	0.112	0.115					
14001081	●	00	01	05	08	No. 5 - 40 UNC	H7	Mod Btm (2.5P)	1.938	0.299	0.626	0.141	0.110	0.188	0.112	0.115					
14001087	●	00	01	05	08	No. 5 - 40 UNC	H7	Plug (4.5P)	1.938	0.299	0.626	0.141	0.110	0.188	0.112	0.115					
14001088	●	00	01	05	08	No. 5 - 44 UNF	H2	Mod Btm (2.5P)	1.938	0.299	0.626	0.141	0.110	0.188	0.113	0.116					

● Stocked ○ Available Upon Request; MOQ May Apply ▲ Globally Stocked
 Note: Other coatings are available upon request.





List 14001 (Continued)

HY-PRO® NRT

--	--	--	--	--	--	--	--	--	--

EDP Number						Thread Size	Thread Limit	Chamfer Type	Overall Length	Thread Length	Neck Length	Shank Dia.	Square Width	Square Length	Tap Drill Size							
Base EDP #	Coating Suffix														L (Inch)	Lc (Inch)	L1 (Inch)	d (Inch)	k (Inch)	lk (Inch)	Min (Inch)	Max (Inch)
	BR	S/O	TiN	TiCN																		
14001094	●	00	01	05	08	No. 5 - 44 UNF	H2	Plug (4.5P)	1.938	0.299	0.626	0.141	0.110	0.188	0.113	0.116						
14001089	●	00	01	05	08	No. 5 - 44 UNF	H3	Mod Btm (2.5P)	1.938	0.299	0.626	0.141	0.110	0.188	0.113	0.116						
14001095	●	00	01	05	08	No. 5 - 44 UNF	H3	Plug (4.5P)	1.938	0.299	0.626	0.141	0.110	0.188	0.113	0.116						
14001090	●	00	01	05	08	No. 5 - 44 UNF	H4	Mod Btm (2.5P)	1.938	0.299	0.626	0.141	0.110	0.188	0.113	0.116						
14001096	●	00	01	05	08	No. 5 - 44 UNF	H4	Plug (4.5P)	1.938	0.299	0.626	0.141	0.110	0.188	0.113	0.116						
14001091	●	00	01	05	08	No. 5 - 44 UNF	H5	Mod Btm (2.5P)	1.938	0.299	0.626	0.141	0.110	0.188	0.113	0.116						
14001097	●	00	01	05	08	No. 5 - 44 UNF	H5	Plug (4.5P)	1.938	0.299	0.626	0.141	0.110	0.188	0.113	0.116						
14001092	●	00	01	05	08	No. 5 - 44 UNF	H6	Mod Btm (2.5P)	1.938	0.299	0.626	0.141	0.110	0.188	0.113	0.116						
14001098	●	00	01	05	08	No. 5 - 44 UNF	H6	Plug (4.5P)	1.938	0.299	0.626	0.141	0.110	0.188	0.113	0.116						
14001093	●	00	01	05	08	No. 5 - 44 UNF	H7	Mod Btm (2.5P)	1.938	0.299	0.626	0.141	0.110	0.188	0.113	0.116						
14001099	●	00	01	05	08	No. 5 - 44 UNF	H7	Plug (4.5P)	1.938	0.299	0.626	0.141	0.110	0.188	0.113	0.116						
14001103	●	00	01	05	08	No. 6 - 32 UNC	H2	Mod Btm (2.5P)	2.000	0.370	0.685	0.141	0.110	0.188	0.122	0.125						
14001112	●	00	01	05	08	No. 6 - 32 UNC	H2	Plug (4.5P)	2.000	0.370	0.685	0.141	0.110	0.188	0.122	0.125						
14001100	●	00	01	05	08	No. 6 - 32 UNC	H3	Bottom (1.5P)	2.000	0.370	0.685	0.141	0.110	0.188	0.122	0.125						
14001104	●	00	01	05	08	No. 6 - 32 UNC	H3	Mod Btm (2.5P)	2.000	0.370	0.685	0.141	0.110	0.188	0.122	0.125						
14001113	●	00	01	05	08	No. 6 - 32 UNC	H3	Plug (4.5P)	2.000	0.370	0.685	0.141	0.110	0.188	0.122	0.125						
14001101	●	00	01	05	08	No. 6 - 32 UNC	H4	Bottom (1.5P)	2.000	0.370	0.685	0.141	0.110	0.188	0.122	0.125						
14001105	●	00	01	05	08	No. 6 - 32 UNC	H4	Mod Btm (2.5P)	2.000	0.370	0.685	0.141	0.110	0.188	0.122	0.125						
14001114	●	00	01	05	08	No. 6 - 32 UNC	H4	Plug (4.5P)	2.000	0.370	0.685	0.141	0.110	0.188	0.122	0.125						
14001102	●	00	01	05	08	No. 6 - 32 UNC	H5	Bottom (1.5P)	2.000	0.370	0.685	0.141	0.110	0.188	0.122	0.125						
14001106	●	00	01	05	08	No. 6 - 32 UNC	H5	Mod Btm (2.5P)	2.000	0.370	0.685	0.141	0.110	0.188	0.122	0.125						
14001115	●	00	01	05	08	No. 6 - 32 UNC	H5	Plug (4.5P)	2.000	0.370	0.685	0.141	0.110	0.188	0.122	0.125						
14001575	●	00	01	-	-	No. 6 - 32 UNC	H6	Bottom (1.5P)	2.000	0.370	0.685	0.141	0.110	0.188	0.122	0.125						
14001107	●	00	01	05	08	No. 6 - 32 UNC	H6	Mod Btm (2.5P)	2.000	0.370	0.685	0.141	0.110	0.188	0.122	0.125						
14001116	●	00	01	05	08	No. 6 - 32 UNC	H6	Plug (4.5P)	2.000	0.370	0.685	0.141	0.110	0.188	0.122	0.125						
14001576	●	00	01	-	-	No. 6 - 32 UNC	H7	Bottom (1.5P)	2.000	0.370	0.685	0.141	0.110	0.188	0.122	0.125						
14001108	●	00	01	05	08	No. 6 - 32 UNC	H7	Mod Btm (2.5P)	2.000	0.370	0.685	0.141	0.110	0.188	0.122	0.125						
14001117	●	00	01	05	08	No. 6 - 32 UNC	H7	Plug (4.5P)	2.000	0.370	0.685	0.141	0.110	0.188	0.122	0.125						
14001577	●	00	01	-	-	No. 6 - 32 UNC	H8	Bottom (1.5P)	2.000	0.370	0.685	0.141	0.110	0.188	0.122	0.125						
14001109	●	00	01	05	-	No. 6 - 32 UNC	H8	Mod Btm (2.5P)	2.000	0.370	0.685	0.141	0.110	0.188	0.122	0.125						
14001118	●	00	01	05	08	No. 6 - 32 UNC	H8	Plug (4.5P)	2.000	0.370	0.685	0.141	0.110	0.188	0.122	0.125						
14001110	●	00	01	05	08	No. 6 - 32 UNC	H9	Mod Btm (2.5P)	2.000	0.370	0.685	0.141	0.110	0.188	0.122	0.125						
14001119	●	00	01	05	08	No. 6 - 32 UNC	H9	Plug (4.5P)	2.000	0.370	0.685	0.141	0.110	0.188	0.122	0.125						
14001111	●	00	01	05	08	No. 6 - 32 UNC	H10	Mod Btm (2.5P)	2.000	0.370	0.685	0.141	0.110	0.188	0.122	0.125						
14001120	●	00	01	05	08	No. 6 - 32 UNC	H10	Plug (4.5P)	2.000	0.370	0.685	0.141	0.110	0.188	0.122	0.125						
14001583	●	00	-	-	08	No. 6 - 32 UNC	H11	Mod Btm (2.5P)	2.000	0.370	0.685	0.141	0.110	0.188	0.122	0.125						
14001584	●	00	-	-	08	No. 6 - 32 UNC	H12	Mod Btm (2.5P)	2.000	0.370	0.685	0.141	0.110	0.188	0.122	0.125						
14001599	●	00	-	-	08	No. 6 - 32 UNC	H14	Mod Btm (2.5P)	2.000	0.370	0.685	0.141	0.110	0.188	0.122	0.125						
14001121	●	00	01	05	08	No. 6 - 40 UNF	H2	Mod Btm (2.5P)	2.000	0.370	0.685	0.141	0.110	0.188	0.125	0.128						
14001130	●	00	01	05	08	No. 6 - 40 UNF	H2	Plug (4.5P)	2.000	0.370	0.685	0.141	0.110	0.188	0.125	0.128						
14001122	●	00	01	05	08	No. 6 - 40 UNF	H3	Mod Btm (2.5P)	2.000	0.370	0.685	0.141	0.110	0.188	0.125	0.128						
14001131	●	00	01	05	08	No. 6 - 40 UNF	H3	Plug (4.5P)	2.000	0.370	0.685	0.141	0.110	0.188	0.125	0.128						
14001123	●	00	01	05	08	No. 6 - 40 UNF	H4	Mod Btm (2.5P)	2.000	0.370	0.685	0.141	0.110	0.188	0.125	0.128						
14001132	●	00	01	05	08	No. 6 - 40 UNF	H4	Plug (4.5P)	2.000	0.370	0.685	0.141	0.110	0.188	0.125	0.128						
14001124	●	00	01	05	08	No. 6 - 40 UNF	H5	Mod Btm (2.5P)	2.000	0.370	0.685	0.141	0.110	0.188	0.125	0.128						
14001133	●	00	01	05	08	No. 6 - 40 UNF	H5	Plug (4.5P)	2.000	0.370	0.685	0.141	0.110	0.188	0.125	0.128						
14001125	●	00	01	05	08	No. 6 - 40 UNF	H6	Mod Btm (2.5P)	2.000	0.370	0.685	0.141	0.110	0.188	0.125	0.128						
14001134	●	00	01	05	08	No. 6 - 40 UNF	H6	Plug (4.5P)	2.000	0.370	0.685	0.141	0.110	0.188	0.125	0.128						
14001126	●	00	01	05	08	No. 6 - 40 UNF	H7	Mod Btm (2.5P)	2.000	0.370	0.685	0.141	0.110	0.188	0.125	0.128						

● Stocked ○ Available Upon Request; MOQ May Apply ▲ Globally Stocked

Note: Other coatings are available upon request.



CONTINUED ➔

P					M			K	N		S		H			
Steel					Stainless Steel			Cast Iron	Non-Ferrous		HRSA		Hardened Steel			
Carbon Steel			Alloy Steel	Die Steel	300	400	17-4 PH		Aluminum		Nickel Alloy	Titanium				
Low	Medium	High							6061	Casting			Inconel	6Al4V	~35 HRC	35-45 HRC
1010	1035	1065	4140													
1018	1045		4340									(30 HRC)				
○	○	○	○	○	○	○	○		○	○			○			
35-100 SFM	20-50 SFM	15-25 SFM	15-25 SFM	15-20 SFM	15-40 SFM	15-40 SFM	10-25 SFM		50-90 SFM	45-100 SFM			10-15 SFM			

○ Good ○ Best



ABOUT OSG

DRILLING

THREADING

MILLING


HOLDERS

INDEX



List 14001 (Continued)

HY-PRO® NRT



EDP Number					Thread Size	Thread Limit	Chamfer Type	Overall Length	Thread Length	Neck Length	Shank Dia.	Square Width	Square Length	Tap Drill Size							
Base EDP #	Coating Suffix													L (Inch)	Lc (Inch)	L1 (Inch)	d (Inch)	k (Inch)	lk (Inch)	Min (Inch)	Max (Inch)
	BR	S/O	TiN	TiCN																	
14001135	●	00	01	05	08	No. 6 - 40 UNF	H7	Plug (4.5P)	2.000	0.370	0.685	0.141	0.110	0.188	0.125	0.128					
14001127	●	00	01	05	08	No. 6 - 40 UNF	H8	Mod Btm (2.5P)	2.000	0.370	0.685	0.141	0.110	0.188	0.125	0.128					
14001136	●	00	01	05	08	No. 6 - 40 UNF	H8	Plug (4.5P)	2.000	0.370	0.685	0.141	0.110	0.188	0.125	0.128					
14001128	●	00	01	05	08	No. 6 - 40 UNF	H9	Mod Btm (2.5P)	2.000	0.370	0.685	0.141	0.110	0.188	0.125	0.128					
14001137	●	00	01	05	08	No. 6 - 40 UNF	H9	Plug (4.5P)	2.000	0.370	0.685	0.141	0.110	0.188	0.125	0.128					
14001129	●	00	01	05	08	No. 6 - 40 UNF	H10	Mod Btm (2.5P)	2.000	0.370	0.685	0.141	0.110	0.188	0.125	0.128					
14001138	●	00	01	05	08	No. 6 - 40 UNF	H10	Plug (4.5P)	2.000	0.370	0.685	0.141	0.110	0.188	0.125	0.128					
14001142	●	00	01	05	08	No. 8 - 32 UNC	H2	Mod Btm (2.5P)	2.125	0.374	0.752	0.168	0.131	0.250	0.148	0.151					
14001151	●	00	01	05	08	No. 8 - 32 UNC	H2	Plug (4.5P)	2.125	0.374	0.752	0.168	0.131	0.250	0.148	0.151					
14001139	●	00	01	05	08	No. 8 - 32 UNC	H3	Bottom (1.5P)	2.125	0.374	0.752	0.168	0.131	0.250	0.148	0.151					
14001143	●	00	01	05	08	No. 8 - 32 UNC	H3	Mod Btm (2.5P)	2.125	0.374	0.752	0.168	0.131	0.250	0.148	0.151					
14001152	●	00	01	05	08	No. 8 - 32 UNC	H3	Plug (4.5P)	2.125	0.374	0.752	0.168	0.131	0.250	0.148	0.151					
14001140	●	00	01	05	08	No. 8 - 32 UNC	H4	Bottom (1.5P)	2.125	0.374	0.752	0.168	0.131	0.250	0.148	0.151					
14001144	●	00	01	05	08	No. 8 - 32 UNC	H4	Mod Btm (2.5P)	2.125	0.374	0.752	0.168	0.131	0.250	0.148	0.151					
14001153	●	00	01	05	08	No. 8 - 32 UNC	H4	Plug (4.5P)	2.125	0.374	0.752	0.168	0.131	0.250	0.148	0.151					
14001141	●	00	01	05	08	No. 8 - 32 UNC	H5	Bottom (1.5P)	2.125	0.374	0.752	0.168	0.131	0.250	0.148	0.151					
14001145	●	00	01	05	08	No. 8 - 32 UNC	H5	Mod Btm (2.5P)	2.125	0.374	0.752	0.168	0.131	0.250	0.148	0.151					
14001154	●	00	01	05	08	No. 8 - 32 UNC	H5	Plug (4.5P)	2.125	0.374	0.752	0.168	0.131	0.250	0.148	0.151					
14001146	●	00	01	05	08	No. 8 - 32 UNC	H6	Mod Btm (2.5P)	2.125	0.374	0.752	0.168	0.131	0.250	0.148	0.151					
14001155	●	00	01	05	08	No. 8 - 32 UNC	H6	Plug (4.5P)	2.125	0.374	0.752	0.168	0.131	0.250	0.148	0.151					
14001147	●	00	01	05	08	No. 8 - 32 UNC	H7	Mod Btm (2.5P)	2.125	0.374	0.752	0.168	0.131	0.250	0.148	0.151					
14001156	●	00	01	05	08	No. 8 - 32 UNC	H7	Plug (4.5P)	2.125	0.374	0.752	0.168	0.131	0.250	0.148	0.151					
14001148	●	00	01	05	08	No. 8 - 32 UNC	H8	Mod Btm (2.5P)	2.125	0.374	0.752	0.168	0.131	0.250	0.148	0.151					
14001157	●	00	01	05	08	No. 8 - 32 UNC	H8	Plug (4.5P)	2.125	0.374	0.752	0.168	0.131	0.250	0.148	0.151					
14001149	●	00	01	05	08	No. 8 - 32 UNC	H9	Mod Btm (2.5P)	2.125	0.374	0.752	0.168	0.131	0.250	0.148	0.151					
14001158	●	00	01	05	08	No. 8 - 32 UNC	H9	Plug (4.5P)	2.125	0.374	0.752	0.168	0.131	0.250	0.148	0.151					
14001150	●	00	01	05	08	No. 8 - 32 UNC	H10	Mod Btm (2.5P)	2.125	0.374	0.752	0.168	0.131	0.250	0.148	0.151					
14001159	●	00	01	05	08	No. 8 - 32 UNC	H10	Plug (4.5P)	2.125	0.374	0.752	0.168	0.131	0.250	0.148	0.151					
14001585	●	00	-	-	08	No. 8 - 32 UNC	H11	Mod Btm (2.5P)	2.125	0.374	0.752	0.168	0.131	0.250	0.148	0.151					
14001586	●	00	-	-	08	No. 8 - 32 UNC	H12	Mod Btm (2.5P)	2.125	0.374	0.752	0.168	0.131	0.250	0.148	0.151					
14001600	●	00	-	-	08	No. 8 - 32 UNC	H14	Mod Btm (2.5P)	2.125	0.374	0.752	0.168	0.131	0.250	0.148	0.151					
14001160	●	00	01	05	08	No. 8 - 36 UNF	H2	Mod Btm (2.5P)	2.125	0.374	0.752	0.168	0.131	0.250	0.150	0.153					
14001169	●	00	01	05	08	No. 8 - 36 UNF	H2	Plug (4.5P)	2.125	0.374	0.752	0.168	0.131	0.250	0.150	0.153					
14001161	●	00	01	05	08	No. 8 - 36 UNF	H3	Mod Btm (2.5P)	2.125	0.374	0.752	0.168	0.131	0.250	0.150	0.153					
14001170	●	00	01	05	08	No. 8 - 36 UNF	H3	Plug (4.5P)	2.125	0.374	0.752	0.168	0.131	0.250	0.150	0.153					
14001162	●	00	01	05	08	No. 8 - 36 UNF	H4	Mod Btm (2.5P)	2.125	0.374	0.752	0.168	0.131	0.250	0.150	0.153					
14001171	●	00	01	05	08	No. 8 - 36 UNF	H4	Plug (4.5P)	2.125	0.374	0.752	0.168	0.131	0.250	0.150	0.153					
14001163	●	00	01	05	08	No. 8 - 36 UNF	H5	Mod Btm (2.5P)	2.125	0.374	0.752	0.168	0.131	0.250	0.150	0.153					
14001172	●	00	01	05	08	No. 8 - 36 UNF	H5	Plug (4.5P)	2.125	0.374	0.752	0.168	0.131	0.250	0.150	0.153					
14001164	●	00	01	05	08	No. 8 - 36 UNF	H6	Mod Btm (2.5P)	2.125	0.374	0.752	0.168	0.131	0.250	0.150	0.153					
14001173	●	00	01	05	08	No. 8 - 36 UNF	H6	Plug (4.5P)	2.125	0.374	0.752	0.168	0.131	0.250	0.150	0.153					
14001165	●	00	01	05	08	No. 8 - 36 UNF	H7	Mod Btm (2.5P)	2.125	0.374	0.752	0.168	0.131	0.250	0.150	0.153					
14001174	●	00	01	05	08	No. 8 - 36 UNF	H7	Plug (4.5P)	2.125	0.374	0.752	0.168	0.131	0.250	0.150	0.153					
14001166	●	00	01	05	08	No. 8 - 36 UNF	H8	Mod Btm (2.5P)	2.125	0.374	0.752	0.168	0.131	0.250	0.150	0.153					
14001175	●	00	01	05	08	No. 8 - 36 UNF	H8	Plug (4.5P)	2.125	0.374	0.752	0.168	0.131	0.250	0.150	0.153					
14001167	●	00	01	05	08	No. 8 - 36 UNF	H9	Mod Btm (2.5P)	2.125	0.374	0.752	0.168	0.131	0.250	0.150	0.153					
14001176	●	00	01	05	08	No. 8 - 36 UNF	H9	Plug (4.5P)	2.125	0.374	0.752	0.168	0.131	0.250	0.150	0.153					
14001168	●	00	01	05	08	No. 8 - 36 UNF	H10	Mod Btm (2.5P)	2.125	0.374	0.752	0.168	0.131	0.250	0.150	0.153					
14001177	●	00	01	05	08	No. 8 - 36 UNF	H10	Plug (4.5P)	2.125	0.374	0.752	0.168	0.131	0.250	0.150	0.153					
14001181	●	00	01	05	08	No. 10 - 24 UNC	H2	Mod Btm (2.5P)	2.375	0.492	0.866	0.194	0.152	0.250	0.169	0.173					
14001190	●	00	01	05	08	No. 10 - 24 UNC	H2	Plug (4.5P)	2.375	0.492	0.866	0.194	0.152	0.250	0.169	0.173					
14001178	●	00	01	05	08	No. 10 - 24 UNC	H3	Bottom (1.5P)	2.375	0.492	0.866	0.194	0.152	0.250	0.169	0.173					
14001182	●	00	01	05	08	No. 10 - 24 UNC	H3	Mod Btm (2.5P)	2.375	0.492	0.866	0.194	0.152	0.250	0.169	0.173					
14001191	●	00	01	05	08	No. 10 - 24 UNC	H3	Plug (4.5P)	2.375	0.492	0.866	0.194	0.152	0.250	0.169	0.173					

● Stocked ○ Available Upon Request; MOQ May Apply ▲ Globally Stocked
Note: Other coatings are available upon request.



ABOUT OSG

DRILLING

THREADING

MILLING

HOLDERS

INDEX





List 14001 (Continued)

HY-PRO® NRT

--	--	--	--	--	--	--	--	--	--

EDP Number						Thread Size	Thread Limit	Chamfer Type	Overall Length	Thread Length	Neck Length	Shank Dia.	Square Width	Square Length	Tap Drill Size							
Base EDP #	Coating Suffix														L (Inch)	Lc (Inch)	L1 (Inch)	d (Inch)	k (Inch)	lk (Inch)	Min (Inch)	Max (Inch)
	BR	S/O	TiN	TiCN																		
14001179	●	00	01	05	08	No. 10 - 24 UNC	H4	Bottom (1.5P)	2.375	0.492	0.866	0.194	0.152	0.250	0.169	0.173						
14001183	●	00	01	05	08	No. 10 - 24 UNC	H4	Mod Btm (2.5P)	2.375	0.492	0.866	0.194	0.152	0.250	0.169	0.173						
14001192	●	00	01	05	08	No. 10 - 24 UNC	H4	Plug (4.5P)	2.375	0.492	0.866	0.194	0.152	0.250	0.169	0.173						
14001180	●	00	01	05	08	No. 10 - 24 UNC	H5	Bottom (1.5P)	2.375	0.492	0.866	0.194	0.152	0.250	0.169	0.173						
14001184	●	00	01	05	08	No. 10 - 24 UNC	H5	Mod Btm (2.5P)	2.375	0.492	0.866	0.194	0.152	0.250	0.169	0.173						
14001193	●	00	01	05	08	No. 10 - 24 UNC	H5	Plug (4.5P)	2.375	0.492	0.866	0.194	0.152	0.250	0.169	0.173						
14001571	●	00	01	05	08	No. 10 - 24 UNC	H6	Bottom (1.5P)	2.375	0.492	0.866	0.194	0.152	0.250	0.169	0.173						
14001185	●	00	01	05	08	No. 10 - 24 UNC	H6	Mod Btm (2.5P)	2.375	0.492	0.866	0.194	0.152	0.250	0.169	0.173						
14001194	●	00	01	05	08	No. 10 - 24 UNC	H6	Plug (4.5P)	2.375	0.492	0.866	0.194	0.152	0.250	0.169	0.173						
14001186	●	00	01	05	08	No. 10 - 24 UNC	H7	Mod Btm (2.5P)	2.375	0.492	0.866	0.194	0.152	0.250	0.169	0.173						
14001195	●	00	01	05	08	No. 10 - 24 UNC	H7	Plug (4.5P)	2.375	0.492	0.866	0.194	0.152	0.250	0.169	0.173						
14001187	●	00	01	05	08	No. 10 - 24 UNC	H8	Mod Btm (2.5P)	2.375	0.492	0.866	0.194	0.152	0.250	0.169	0.173						
14001196	●	00	01	05	08	No. 10 - 24 UNC	H8	Plug (4.5P)	2.375	0.492	0.866	0.194	0.152	0.250	0.169	0.173						
14001188	●	00	01	05	08	No. 10 - 24 UNC	H9	Mod Btm (2.5P)	2.375	0.492	0.866	0.194	0.152	0.250	0.169	0.173						
14001197	●	00	01	05	08	No. 10 - 24 UNC	H9	Plug (4.5P)	2.375	0.492	0.866	0.194	0.152	0.250	0.169	0.173						
14001189	●	00	01	05	08	No. 10 - 24 UNC	H10	Mod Btm (2.5P)	2.375	0.492	0.866	0.194	0.152	0.250	0.169	0.173						
14001198	●	00	01	05	08	No. 10 - 24 UNC	H10	Plug (4.5P)	2.375	0.492	0.866	0.194	0.152	0.250	0.169	0.173						
14001202	●	00	01	05	08	No. 10 - 32 UNF	H2	Mod Btm (2.5P)	2.375	0.492	0.866	0.194	0.152	0.250	0.174	0.177						
14001211	●	00	01	05	08	No. 10 - 32 UNF	H2	Plug (4.5P)	2.375	0.492	0.866	0.194	0.152	0.250	0.174	0.177						
14001199	●	00	01	05	08	No. 10 - 32 UNF	H3	Bottom (1.5P)	2.375	0.492	0.866	0.194	0.152	0.250	0.174	0.177						
14001203	●	00	01	05	08	No. 10 - 32 UNF	H3	Mod Btm (2.5P)	2.375	0.492	0.866	0.194	0.152	0.250	0.174	0.177						
14001212	●	00	01	05	08	No. 10 - 32 UNF	H3	Plug (4.5P)	2.375	0.492	0.866	0.194	0.152	0.250	0.174	0.177						
14001200	●	00	01	05	08	No. 10 - 32 UNF	H4	Bottom (1.5P)	2.375	0.492	0.866	0.194	0.152	0.250	0.174	0.177						
14001204	●	00	01	05	08	No. 10 - 32 UNF	H4	Mod Btm (2.5P)	2.375	0.492	0.866	0.194	0.152	0.250	0.174	0.177						
14001213	●	00	01	05	08	No. 10 - 32 UNF	H4	Plug (4.5P)	2.375	0.492	0.866	0.194	0.152	0.250	0.174	0.177						
14001201	●	00	01	05	08	No. 10 - 32 UNF	H5	Bottom (1.5P)	2.375	0.492	0.866	0.194	0.152	0.250	0.174	0.177						
14001205	●	00	01	05	08	No. 10 - 32 UNF	H5	Mod Btm (2.5P)	2.375	0.492	0.866	0.194	0.152	0.250	0.174	0.177						
14001214	●	00	01	05	08	No. 10 - 32 UNF	H5	Plug (4.5P)	2.375	0.492	0.866	0.194	0.152	0.250	0.174	0.177						
14001572	●	00	01	05	08	No. 10 - 32 UNF	H6	Bottom (1.5P)	2.375	0.492	0.866	0.194	0.152	0.250	0.174	0.177						
14001206	●	00	01	05	08	No. 10 - 32 UNF	H6	Mod Btm (2.5P)	2.375	0.492	0.866	0.194	0.152	0.250	0.174	0.177						
14001215	●	00	01	05	08	No. 10 - 32 UNF	H6	Plug (4.5P)	2.375	0.492	0.866	0.194	0.152	0.250	0.174	0.177						
14001207	●	00	01	05	08	No. 10 - 32 UNF	H7	Mod Btm (2.5P)	2.375	0.492	0.866	0.194	0.152	0.250	0.174	0.177						
14001216	●	00	01	05	08	No. 10 - 32 UNF	H7	Plug (4.5P)	2.375	0.492	0.866	0.194	0.152	0.250	0.174	0.177						
14001208	●	00	01	05	08	No. 10 - 32 UNF	H8	Mod Btm (2.5P)	2.375	0.492	0.866	0.194	0.152	0.250	0.174	0.177						
14001217	●	00	01	05	08	No. 10 - 32 UNF	H8	Plug (4.5P)	2.375	0.492	0.866	0.194	0.152	0.250	0.174	0.177						
14001209	●	00	01	05	08	No. 10 - 32 UNF	H9	Mod Btm (2.5P)	2.375	0.492	0.866	0.194	0.152	0.250	0.174	0.177						
14001218	●	00	01	05	08	No. 10 - 32 UNF	H9	Plug (4.5P)	2.375	0.492	0.866	0.194	0.152	0.250	0.174	0.177						
14001210	●	00	01	05	08	No. 10 - 32 UNF	H10	Mod Btm (2.5P)	2.375	0.492	0.866	0.194	0.152	0.250	0.174	0.177						
14001219	●	00	01	05	08	No. 10 - 32 UNF	H10	Plug (4.5P)	2.375	0.492	0.866	0.194	0.152	0.250	0.174	0.177						
14001587	●	00	-	-	08	No. 10 - 32 UNF	H11	Mod Btm (2.5P)	2.375	0.492	0.866	0.194	0.152	0.250	0.174	0.177						
14001588	●	00	-	-	08	No. 10 - 32 UNF	H12	Mod Btm (2.5P)	2.375	0.492	0.866	0.194	0.152	0.250	0.174	0.177						
14001601	●	00	-	-	08	No. 10 - 32 UNF	H14	Mod Btm (2.5P)	2.375	0.492	0.866	0.194	0.152	0.250	0.174	0.177						
14001220	●	00	01	05	08	No. 12 - 24 UNC	H2	Mod Btm (2.5P)	2.375	0.496	0.933	0.220	0.165	0.281	0.195	0.199						
14001229	●	00	01	05	08	No. 12 - 24 UNC	H2	Plug (4.5P)	2.375	0.496	0.933	0.220	0.165	0.281	0.195	0.199						
14001221	●	00	01	05	08	No. 12 - 24 UNC	H3	Mod Btm (2.5P)	2.375	0.496	0.933	0.220	0.165	0.281	0.195	0.199						
14001230	●	00	01	05	08	No. 12 - 24 UNC	H3	Plug (4.5P)	2.375	0.496	0.933	0.220	0.165	0.281	0.195	0.199						
14001222	●	00	01	05	08	No. 12 - 24 UNC	H4	Mod Btm (2.5P)	2.375	0.496	0.933	0.220	0.165	0.281	0.195	0.199						
14001231	●	00	01	05	08	No. 12 - 24 UNC	H4	Plug (4.5P)	2.375	0.496	0.933	0.220	0.165	0.281	0.195	0.199						
14001223	●	00	01	05	08	No. 12 - 24 UNC	H5	Mod Btm (2.5P)	2.375	0.496	0.933	0.220	0.165	0.281	0.195	0.199						

● Stocked ○ Available Upon Request; MOQ May Apply ▲ Globally Stocked

Note: Other coatings are available upon request.



CONTINUED

P					M			K	N		S		H			
Steel					Stainless Steel			Cast Iron	Non-Ferrous		HRSA		Hardened Steel			
Carbon Steel			Alloy Steel	Die Steel	300	400	17-4 PH		Aluminum		Nickel Alloy	Titanium				
Low	Medium	High							6061	Casting			Inconel	6Al4V (30 HRC)	~35 HRC	35-45 HRC
1010	1035	1065	4140	4340	○	○	○	○	○	○		○				
1018	1045								○	○						
35-100 SFM	20-50 SFM	15-25 SFM	15-25 SFM	15-20 SFM	15-40 SFM	15-40 SFM	10-25 SFM		50-90 SFM	45-100 SFM			10-15 SFM			

○ Good ○ Best






List 14001 (Continued)

FORMING	HSS-Co	BR	S/O	TiCN	TiN	C/1.5P	C/2.5P	C/4.5P	PACKED 1 PIECE
---------	--------	----	-----	------	-----	--------	--------	--------	-------------------

HY-PRO® NRT



EDP Number						Thread Size	Thread Limit	Chamfer Type	Overall Length	Thread Length	Neck Length	Shank Dia.	Square Width	Square Length	Tap Drill Size							
Base EDP #	Coating Suffix														L (Inch)	Lc (Inch)	L1 (Inch)	d (Inch)	k (Inch)	lk (Inch)	Min (Inch)	Max (Inch)
	BR	S/O	TiN	TiCN																		
14001232	●	00	01	05	08	No. 12 - 24 UNC	H5	Plug (4.5P)	2.375	0.496	0.933	0.220	0.165	0.281	0.195	0.199						
14001224	●	00	01	05	08	No. 12 - 24 UNC	H6	Mod Btm (2.5P)	2.375	0.496	0.933	0.220	0.165	0.281	0.195	0.199						
14001233	●	00	01	05	08	No. 12 - 24 UNC	H6	Plug (4.5P)	2.375	0.496	0.933	0.220	0.165	0.281	0.195	0.199						
14001225	●	00	01	05	08	No. 12 - 24 UNC	H7	Mod Btm (2.5P)	2.375	0.496	0.933	0.220	0.165	0.281	0.195	0.199						
14001234	●	00	01	05	08	No. 12 - 24 UNC	H7	Plug (4.5P)	2.375	0.496	0.933	0.220	0.165	0.281	0.195	0.199						
14001226	●	00	01	05	08	No. 12 - 24 UNC	H8	Mod Btm (2.5P)	2.375	0.496	0.933	0.220	0.165	0.281	0.195	0.199						
14001235	●	00	01	05	08	No. 12 - 24 UNC	H8	Plug (4.5P)	2.375	0.496	0.933	0.220	0.165	0.281	0.195	0.199						
14001227	●	00	01	05	08	No. 12 - 24 UNC	H9	Mod Btm (2.5P)	2.375	0.496	0.933	0.220	0.165	0.281	0.195	0.199						
14001236	●	00	01	05	08	No. 12 - 24 UNC	H9	Plug (4.5P)	2.375	0.496	0.933	0.220	0.165	0.281	0.195	0.199						
14001228	●	00	01	05	08	No. 12 - 24 UNC	H10	Mod Btm (2.5P)	2.375	0.496	0.933	0.220	0.165	0.281	0.195	0.199						
14001237	●	00	01	05	08	No. 12 - 24 UNC	H10	Plug (4.5P)	2.375	0.496	0.933	0.220	0.165	0.281	0.195	0.199						
14001238	●	00	01	05	08	No. 12 - 28 UNF	H2	Mod Btm (2.5P)	2.375	0.496	0.933	0.220	0.165	0.281	0.198	0.201						
14001247	●	00	01	05	08	No. 12 - 28 UNF	H2	Plug (4.5P)	2.375	0.496	0.933	0.220	0.165	0.281	0.198	0.201						
14001239	●	00	01	05	08	No. 12 - 28 UNF	H3	Mod Btm (2.5P)	2.375	0.496	0.933	0.220	0.165	0.281	0.198	0.201						
14001248	●	00	01	05	08	No. 12 - 28 UNF	H3	Plug (4.5P)	2.375	0.496	0.933	0.220	0.165	0.281	0.198	0.201						
14001240	●	00	01	05	08	No. 12 - 28 UNF	H4	Mod Btm (2.5P)	2.375	0.496	0.933	0.220	0.165	0.281	0.198	0.201						
14001249	●	00	01	05	08	No. 12 - 28 UNF	H4	Plug (4.5P)	2.375	0.496	0.933	0.220	0.165	0.281	0.198	0.201						
14001241	●	00	01	05	08	No. 12 - 28 UNF	H5	Mod Btm (2.5P)	2.375	0.496	0.933	0.220	0.165	0.281	0.198	0.201						
14001250	●	00	01	05	08	No. 12 - 28 UNF	H5	Plug (4.5P)	2.375	0.496	0.933	0.220	0.165	0.281	0.198	0.201						
14001242	●	00	01	05	08	No. 12 - 28 UNF	H6	Mod Btm (2.5P)	2.375	0.496	0.933	0.220	0.165	0.281	0.198	0.201						
14001251	●	00	01	05	08	No. 12 - 28 UNF	H6	Plug (4.5P)	2.375	0.496	0.933	0.220	0.165	0.281	0.198	0.201						
14001243	●	00	01	05	08	No. 12 - 28 UNF	H7	Mod Btm (2.5P)	2.375	0.496	0.933	0.220	0.165	0.281	0.198	0.201						
14001252	●	00	01	05	08	No. 12 - 28 UNF	H7	Plug (4.5P)	2.375	0.496	0.933	0.220	0.165	0.281	0.198	0.201						
14001244	●	00	01	05	08	No. 12 - 28 UNF	H8	Mod Btm (2.5P)	2.375	0.496	0.933	0.220	0.165	0.281	0.198	0.201						
14001253	●	00	01	05	08	No. 12 - 28 UNF	H8	Plug (4.5P)	2.375	0.496	0.933	0.220	0.165	0.281	0.198	0.201						
14001254	●	00	01	05	08	No. 12 - 28 UNF	H9	Mod Btm (2.5P)	2.375	0.496	0.933	0.220	0.165	0.281	0.198	0.201						
14001245	●	00	01	05	08	No. 12 - 28 UNF	H9	Plug (4.5P)	2.375	0.496	0.933	0.220	0.165	0.281	0.198	0.201						
14001254	●	00	01	05	08	No. 12 - 28 UNF	H9	Mod Btm (2.5P)	2.375	0.496	0.933	0.220	0.165	0.281	0.198	0.201						
14001255	●	00	01	05	08	No. 12 - 28 UNF	H10	Plug (4.5P)	2.375	0.496	0.933	0.220	0.165	0.281	0.198	0.201						
14001260	●	00	01	05	08	1/4 - 20 UNC	H2	Mod Btm (2.5P)	2.500	0.594	0.996	0.255	0.191	0.313	0.225	0.230						
14001269	●	00	01	05	08	1/4 - 20 UNC	H2	Plug (4.5P)	2.500	0.594	0.996	0.255	0.191	0.313	0.225	0.230						
14001261	●	00	01	05	08	1/4 - 20 UNC	H3	Mod Btm (2.5P)	2.500	0.594	0.996	0.255	0.191	0.313	0.225	0.230						
14001270	●	00	01	05	08	1/4 - 20 UNC	H3	Plug (4.5P)	2.500	0.594	0.996	0.255	0.191	0.313	0.225	0.230						
14001262	●	00	01	05	08	1/4 - 20 UNC	H4	Mod Btm (2.5P)	2.500	0.594	0.996	0.255	0.191	0.313	0.225	0.230						
14001271	●	00	01	05	08	1/4 - 20 UNC	H4	Plug (4.5P)	2.500	0.594	0.996	0.255	0.191	0.313	0.225	0.230						
14001256	●	00	01	05	08	1/4 - 20 UNC	H5	Bottom (1.5P)	2.500	0.594	0.996	0.255	0.191	0.313	0.225	0.230						
14001263	●	00	01	05	08	1/4 - 20 UNC	H5	Mod Btm (2.5P)	2.500	0.594	0.996	0.255	0.191	0.313	0.225	0.230						
14001272	●	00	01	05	08	1/4 - 20 UNC	H5	Plug (4.5P)	2.500	0.594	0.996	0.255	0.191	0.313	0.225	0.230						
14001257	●	00	01	05	08	1/4 - 20 UNC	H6	Bottom (1.5P)	2.500	0.594	0.996	0.255	0.191	0.313	0.225	0.230						
14001264	●	00	01	05	08	1/4 - 20 UNC	H6	Mod Btm (2.5P)	2.500	0.594	0.996	0.255	0.191	0.313	0.225	0.230						
14001273	●	00	01	05	08	1/4 - 20 UNC	H6	Plug (4.5P)	2.500	0.594	0.996	0.255	0.191	0.313	0.225	0.230						
14001258	●	00	01	05	08	1/4 - 20 UNC	H7	Bottom (1.5P)	2.500	0.594	0.996	0.255	0.191	0.313	0.225	0.230						
14001265	●	00	01	05	08	1/4 - 20 UNC	H7	Mod Btm (2.5P)	2.500	0.594	0.996	0.255	0.191	0.313	0.225	0.230						
14001274	●	00	01	05	08	1/4 - 20 UNC	H7	Plug (4.5P)	2.500	0.594	0.996	0.255	0.191	0.313	0.225	0.230						
14001259	●	00	01	05	08	1/4 - 20 UNC	H8	Bottom (1.5P)	2.500	0.594	0.996	0.255	0.191	0.313	0.225	0.230						
14001266	●	00	01	05	08	1/4 - 20 UNC	H8	Mod Btm (2.5P)	2.500	0.594	0.996	0.255	0.191	0.313	0.225	0.230						
14001275	●	00	01	05	08	1/4 - 20 UNC	H8	Plug (4.5P)	2.500	0.594	0.996	0.255	0.191	0.313	0.225	0.230						
14001267	●	00	01	05	08	1/4 - 20 UNC	H9	Mod Btm (2.5P)	2.500	0.594	0.996	0.255	0.191	0.313	0.225	0.230						
14001276	●	00	01	05	08	1/4 - 20 UNC	H9	Plug (4.5P)	2.500	0.594	0.996	0.255	0.191	0.313	0.225	0.230						
14001268	●	00	01	05	08	1/4 - 20 UNC	H10	Mod Btm (2.5P)	2.500	0.594	0.996	0.255	0.191	0.313	0.225	0.230						
14001277	●	00	01	05	08	1/4 - 20 UNC	H10	Plug (4.5P)	2.500	0.594	0.996	0.255	0.191	0.313	0.225	0.230						
14001589	●	00	-	-	08	1/4 - 20 UNC	H11	Mod Btm (2.5P)	2.500	0.594	0.996	0.255	0.191	0.313	0.225	0.230						
14001590	●	00	-	-	08	1/4 - 20 UNC	H12	Mod Btm (2.5P)	2.500	0.594	0.996	0.255	0.191	0.313	0.225	0.230						
14001591	●	00	-	-	08	1/4 - 20 UNC	H13	Mod Btm (2.5P)	2.500	0.594	0.996	0.255	0.191	0.313	0.225	0.230						

● Stocked ○ Available Upon Request; MOQ May Apply ▲ Globally Stocked
 Note: Other coatings are available upon request.



ABOUT OSG

DRILLING

THREADING

MILLING

HOLDERS

INDEX





List 14001 (Continued)

HY-PRO® NRT

FORMING	HSS-Co	BR	S/O	TiCN	TiN	C/1.5P	C/2.5P	C/4.5P	PACKED 1 PIECE
---------	--------	----	-----	------	-----	--------	--------	--------	-------------------

EDP Number						Thread Size	Thread Limit	Chamfer Type	Overall Length	Thread Length	Neck Length	Shank Dia.	Square Width	Square Length	Tap Drill Size							
Base EDP #	Coating Suffix														L (Inch)	Lc (Inch)	L1 (Inch)	d (Inch)	k (Inch)	lk (Inch)	Min (Inch)	Max (Inch)
	BR	S/O	TiN	TiCN																		
14001282	●	00	01	05	08	1/4 - 28 UNF	H2	Mod Btm (2.5P)	2.500	0.594	0.996	0.255	0.191	0.313	0.232	0.235						
14001291	●	00	01	05	08	1/4 - 28 UNF	H2	Plug (4.5P)	2.500	0.594	0.996	0.255	0.191	0.313	0.232	0.235						
14001283	●	00	01	05	08	1/4 - 28 UNF	H3	Mod Btm (2.5P)	2.500	0.594	0.996	0.255	0.191	0.313	0.232	0.235						
14001292	●	00	01	05	08	1/4 - 28 UNF	H3	Plug (4.5P)	2.500	0.594	0.996	0.255	0.191	0.313	0.232	0.235						
14001278	●	00	01	05	08	1/4 - 28 UNF	H4	Bottom (1.5P)	2.500	0.594	0.996	0.255	0.191	0.313	0.232	0.235						
14001284	●	00	01	05	08	1/4 - 28 UNF	H4	Mod Btm (2.5P)	2.500	0.594	0.996	0.255	0.191	0.313	0.232	0.235						
14001293	●	00	01	05	08	1/4 - 28 UNF	H4	Plug (4.5P)	2.500	0.594	0.996	0.255	0.191	0.313	0.232	0.235						
14001279	●	00	01	05	08	1/4 - 28 UNF	H5	Bottom (1.5P)	2.500	0.594	0.996	0.255	0.191	0.313	0.232	0.235						
14001285	●	00	01	05	08	1/4 - 28 UNF	H5	Mod Btm (2.5P)	2.500	0.594	0.996	0.255	0.191	0.313	0.232	0.235						
14001294	●	00	01	05	08	1/4 - 28 UNF	H5	Plug (4.5P)	2.500	0.594	0.996	0.255	0.191	0.313	0.232	0.235						
14001280	●	00	01	05	08	1/4 - 28 UNF	H6	Bottom (1.5P)	2.500	0.594	0.996	0.255	0.191	0.313	0.232	0.235						
14001286	●	00	01	05	08	1/4 - 28 UNF	H6	Mod Btm (2.5P)	2.500	0.594	0.996	0.255	0.191	0.313	0.232	0.235						
14001295	●	00	01	05	08	1/4 - 28 UNF	H6	Plug (4.5P)	2.500	0.594	0.996	0.255	0.191	0.313	0.232	0.235						
14001281	●	00	01	05	08	1/4 - 28 UNF	H7	Bottom (1.5P)	2.500	0.594	0.996	0.255	0.191	0.313	0.232	0.235						
14001287	●	00	01	05	08	1/4 - 28 UNF	H7	Mod Btm (2.5P)	2.500	0.594	0.996	0.255	0.191	0.313	0.232	0.235						
14001296	●	00	01	05	08	1/4 - 28 UNF	H7	Plug (4.5P)	2.500	0.594	0.996	0.255	0.191	0.313	0.232	0.235						
14001288	●	00	01	05	08	1/4 - 28 UNF	H8	Mod Btm (2.5P)	2.500	0.594	0.996	0.255	0.191	0.313	0.232	0.235						
14001297	●	00	01	05	08	1/4 - 28 UNF	H8	Plug (4.5P)	2.500	0.594	0.996	0.255	0.191	0.313	0.232	0.235						
14001289	●	00	01	05	08	1/4 - 28 UNF	H9	Mod Btm (2.5P)	2.500	0.594	0.996	0.255	0.191	0.313	0.232	0.235						
14001298	●	00	01	05	08	1/4 - 28 UNF	H9	Plug (4.5P)	2.500	0.594	0.996	0.255	0.191	0.313	0.232	0.235						
14001290	●	00	01	05	08	1/4 - 28 UNF	H10	Mod Btm (2.5P)	2.500	0.594	0.996	0.255	0.191	0.313	0.232	0.235						
14001299	●	00	01	05	08	1/4 - 28 UNF	H10	Plug (4.5P)	2.500	0.594	0.996	0.255	0.191	0.313	0.232	0.235						
14001592	●	00	-	-	08	1/4 - 28 UNF	H11	Mod Btm (2.5P)	2.500	0.594	0.996	0.255	0.191	0.313	0.232	0.235						
14001304	●	00	01	05	08	5/16 - 18 UNC	H2	Mod Btm (2.5P)	2.719	0.665	1.126	0.318	0.238	0.375	0.284	0.290						
14001313	●	00	01	05	08	5/16 - 18 UNC	H2	Plug (4.5P)	2.719	0.665	1.126	0.318	0.238	0.375	0.284	0.290						
14001305	●	00	01	05	08	5/16 - 18 UNC	H3	Mod Btm (2.5P)	2.719	0.665	1.126	0.318	0.238	0.375	0.284	0.290						
14001314	●	00	01	05	08	5/16 - 18 UNC	H3	Plug (4.5P)	2.719	0.665	1.126	0.318	0.238	0.375	0.284	0.290						
14001306	●	00	01	05	08	5/16 - 18 UNC	H4	Mod Btm (2.5P)	2.719	0.665	1.126	0.318	0.238	0.375	0.284	0.290						
14001315	●	00	01	05	08	5/16 - 18 UNC	H4	Plug (4.5P)	2.719	0.665	1.126	0.318	0.238	0.375	0.284	0.290						
14001307	●	00	01	05	08	5/16 - 18 UNC	H5	Mod Btm (2.5P)	2.719	0.665	1.126	0.318	0.238	0.375	0.284	0.290						
14001316	●	00	01	05	08	5/16 - 18 UNC	H5	Plug (4.5P)	2.719	0.665	1.126	0.318	0.238	0.375	0.284	0.290						
14001300	●	00	01	05	08	5/16 - 18 UNC	H6	Bottom (1.5P)	2.719	0.665	1.126	0.318	0.238	0.375	0.284	0.290						
14001308	●	00	01	05	08	5/16 - 18 UNC	H6	Mod Btm (2.5P)	2.719	0.665	1.126	0.318	0.238	0.375	0.284	0.290						
14001317	●	00	01	05	08	5/16 - 18 UNC	H6	Plug (4.5P)	2.719	0.665	1.126	0.318	0.238	0.375	0.284	0.290						
14001301	●	00	01	05	08	5/16 - 18 UNC	H7	Bottom (1.5P)	2.719	0.665	1.126	0.318	0.238	0.375	0.284	0.290						
14001309	●	00	01	05	08	5/16 - 18 UNC	H7	Mod Btm (2.5P)	2.719	0.665	1.126	0.318	0.238	0.375	0.284	0.290						
14001318	●	00	01	05	08	5/16 - 18 UNC	H7	Plug (4.5P)	2.719	0.665	1.126	0.318	0.238	0.375	0.284	0.290						
14001302	●	00	01	05	08	5/16 - 18 UNC	H8	Bottom (1.5P)	2.719	0.665	1.126	0.318	0.238	0.375	0.284	0.290						
14001310	●	00	01	05	08	5/16 - 18 UNC	H8	Mod Btm (2.5P)	2.719	0.665	1.126	0.318	0.238	0.375	0.284	0.290						
14001319	●	00	01	05	08	5/16 - 18 UNC	H8	Plug (4.5P)	2.719	0.665	1.126	0.318	0.238	0.375	0.284	0.290						
14001303	●	00	01	05	08	5/16 - 18 UNC	H9	Bottom (1.5P)	2.719	0.665	1.126	0.318	0.238	0.375	0.284	0.290						
14001311	●	00	01	05	08	5/16 - 18 UNC	H9	Mod Btm (2.5P)	2.719	0.665	1.126	0.318	0.238	0.375	0.284	0.290						
14001320	●	00	01	05	08	5/16 - 18 UNC	H9	Plug (4.5P)	2.719	0.665	1.126	0.318	0.238	0.375	0.284	0.290						
14001312	●	00	01	05	08	5/16 - 18 UNC	H10	Mod Btm (2.5P)	2.719	0.665	1.126	0.318	0.238	0.375	0.284	0.290						
14001321	●	00	01	05	08	5/16 - 18 UNC	H10	Plug (4.5P)	2.719	0.665	1.126	0.318	0.238	0.375	0.284	0.290						
14001593	●	00	-	-	08	5/16 - 18 UNC	H11	Mod Btm (2.5P)	2.719	0.665	1.126	0.318	0.238	0.375	0.284	0.290						
14001594	●	00	-	-	08	5/16 - 18 UNF	H12	Plug (4.5P)	2.719	0.665	1.126	0.318	0.238	0.375	0.284	0.290						
14001327	●	00	01	05	08	5/16 - 24 UNF	H2	Mod Btm (2.5P)	2.719	0.665	1.126	0.318	0.238	0.375	0.291	0.296						
14001336	●	00	01	05	08	5/16 - 24 UNF	H2	Plug (4.5P)	2.719	0.665	1.126	0.318	0.238	0.375	0.291	0.296						

● Stocked ○ Available Upon Request; MOQ May Apply ▲ Globally Stocked

Note: Other coatings are available upon request.



CONTINUED ➔

P					M			K	N		S		H					
Steel					Stainless Steel			Cast Iron	Non-Ferrous		HRSA		Hardened Steel					
Carbon Steel			Alloy Steel	Die Steel	300	400	17-4 PH		Aluminum		Nickel Alloy	Titanium						
Low	Medium	High							6061 7075	Casting			Inconel	6Al4V (30 HRC)	~35 HRC	35-45 HRC	45-50 HRC	50-70 HRC
1010	1035	1065	4140															
1018	1045		4340															
○	○	○	○	○	○	○	○		○	○			○					
35-100 SFM	20-50 SFM	15-25 SFM	15-25 SFM	15-20 SFM	15-40 SFM	15-40 SFM	10-25 SFM		50-90 SFM	45-100 SFM			10-15 SFM					

○ Good ○ Best






List 14001 (Continued)

FORMING	HSS-Co	BR	S/O	TiCN	TiN	C/1.5P	C/2.5P	C/4.5P	PACKED 1 PIECE
---------	--------	----	-----	------	-----	--------	--------	--------	-------------------

HY-PRO® NRT



ABOUT OSG

DRILLING

THREADING

MILLING

HOLDERS

INDEX

EDP Number		Thread Size	Thread Limit	Chamfer Type	Overall Length	Thread Length	Neck Length	Shank Dia.	Square Width	Square Length	Tap Drill Size										
Base EDP #	Coating Suffix										L (Inch)	Lc (Inch)	L1 (Inch)	d (Inch)	k (Inch)	lk (Inch)	Min (Inch)	Max (Inch)			
	BR																		S/O	TiN	TiCN
14001328	●	00	01	05	08	5/16 - 24 UNF	H3	Mod Btm (2.5P)	2.719	0.665	1.126	0.318	0.238	0.375	0.291	0.296					
14001337	●	00	01	05	08	5/16 - 24 UNF	H3	Plug (4.5P)	2.719	0.665	1.126	0.318	0.238	0.375	0.291	0.296					
14001322	●	00	01	05	08	5/16 - 24 UNF	H4	Bottom (1.5P)	2.719	0.665	1.126	0.318	0.238	0.375	0.291	0.296					
14001329	●	00	01	05	08	5/16 - 24 UNF	H4	Mod Btm (2.5P)	2.719	0.665	1.126	0.318	0.238	0.375	0.291	0.296					
14001338	●	00	01	05	08	5/16 - 24 UNF	H4	Plug (4.5P)	2.719	0.665	1.126	0.318	0.238	0.375	0.291	0.296					
14001323	●	00	01	05	08	5/16 - 24 UNF	H5	Bottom (1.5P)	2.719	0.665	1.126	0.318	0.238	0.375	0.291	0.296					
14001330	●	00	01	05	08	5/16 - 24 UNF	H5	Mod Btm (2.5P)	2.719	0.665	1.126	0.318	0.238	0.375	0.291	0.296					
14001339	●	00	01	05	08	5/16 - 24 UNF	H5	Plug (4.5P)	2.719	0.665	1.126	0.318	0.238	0.375	0.291	0.296					
14001324	●	00	01	05	08	5/16 - 24 UNF	H6	Bottom (1.5P)	2.719	0.665	1.126	0.318	0.238	0.375	0.291	0.296					
14001331	●	00	01	05	08	5/16 - 24 UNF	H6	Mod Btm (2.5P)	2.719	0.665	1.126	0.318	0.238	0.375	0.291	0.296					
14001340	●	00	01	05	08	5/16 - 24 UNF	H6	Plug (4.5P)	2.719	0.665	1.126	0.318	0.238	0.375	0.291	0.296					
14001325	●	00	01	05	08	5/16 - 24 UNF	H7	Bottom (1.5P)	2.719	0.665	1.126	0.318	0.238	0.375	0.291	0.296					
14001332	●	00	01	05	08	5/16 - 24 UNF	H7	Mod Btm (2.5P)	2.719	0.665	1.126	0.318	0.238	0.375	0.291	0.296					
14001341	●	00	01	05	08	5/16 - 24 UNF	H7	Plug (4.5P)	2.719	0.665	1.126	0.318	0.238	0.375	0.291	0.296					
14001326	●	00	01	05	08	5/16 - 24 UNF	H8	Bottom (1.5P)	2.719	0.665	1.126	0.318	0.238	0.375	0.291	0.296					
14001333	●	00	01	05	08	5/16 - 24 UNF	H8	Mod Btm (2.5P)	2.719	0.665	1.126	0.318	0.238	0.375	0.291	0.296					
14001342	●	00	01	05	08	5/16 - 24 UNF	H8	Plug (4.5P)	2.719	0.665	1.126	0.318	0.238	0.375	0.291	0.296					
14001334	●	00	01	05	08	5/16 - 24 UNF	H9	Mod Btm (2.5P)	2.719	0.665	1.126	0.318	0.238	0.375	0.291	0.296					
14001343	●	00	01	05	08	5/16 - 24 UNF	H9	Plug (4.5P)	2.719	0.665	1.126	0.318	0.238	0.375	0.291	0.296					
14001335	●	00	01	05	08	5/16 - 24 UNF	H10	Mod Btm (2.5P)	2.719	0.665	1.126	0.318	0.238	0.375	0.291	0.296					
14001344	●	00	01	05	08	5/16 - 24 UNF	H10	Plug (4.5P)	2.719	0.665	1.126	0.318	0.238	0.375	0.291	0.296					
14001350	●	00	01	05	08	3/8 - 16 UNC	H4	Mod Btm (2.5P)	2.938	0.752	1.252	0.381	0.286	0.438	0.343	0.350					
14001359	●	00	01	05	08	3/8 - 16 UNC	H4	Plug (4.5P)	2.938	0.752	1.252	0.381	0.286	0.438	0.343	0.350					
14001345	●	00	01	05	08	3/8 - 16 UNC	H5	Bottom (1.5P)	2.938	0.752	1.252	0.381	0.286	0.438	0.343	0.350					
14001351	●	00	01	05	08	3/8 - 16 UNC	H5	Mod Btm (2.5P)	2.938	0.752	1.252	0.381	0.286	0.438	0.343	0.350					
14001360	●	00	01	05	08	3/8 - 16 UNC	H5	Plug (4.5P)	2.938	0.752	1.252	0.381	0.286	0.438	0.343	0.350					
14001346	●	00	01	05	08	3/8 - 16 UNC	H6	Bottom (1.5P)	2.938	0.752	1.252	0.381	0.286	0.438	0.343	0.350					
14001352	●	00	01	05	08	3/8 - 16 UNC	H6	Mod Btm (2.5P)	2.938	0.752	1.252	0.381	0.286	0.438	0.343	0.350					
14001361	●	00	01	05	08	3/8 - 16 UNC	H6	Plug (4.5P)	2.938	0.752	1.252	0.381	0.286	0.438	0.343	0.350					
14001347	●	00	01	05	08	3/8 - 16 UNC	H7	Bottom (1.5P)	2.938	0.752	1.252	0.381	0.286	0.438	0.343	0.350					
14001353	●	00	01	05	08	3/8 - 16 UNC	H7	Mod Btm (2.5P)	2.938	0.752	1.252	0.381	0.286	0.438	0.343	0.350					
14001362	●	00	01	05	08	3/8 - 16 UNC	H7	Plug (4.5P)	2.938	0.752	1.252	0.381	0.286	0.438	0.343	0.350					
14001348	●	00	01	05	08	3/8 - 16 UNC	H8	Bottom (1.5P)	2.938	0.752	1.252	0.381	0.286	0.438	0.343	0.350					
14001354	●	00	01	05	08	3/8 - 16 UNC	H8	Mod Btm (2.5P)	2.938	0.752	1.252	0.381	0.286	0.438	0.343	0.350					
14001363	●	00	01	05	08	3/8 - 16 UNC	H8	Plug (4.5P)	2.938	0.752	1.252	0.381	0.286	0.438	0.343	0.350					
14001349	●	00	01	05	08	3/8 - 16 UNC	H9	Bottom (1.5P)	2.938	0.752	1.252	0.381	0.286	0.438	0.343	0.350					
14001355	●	00	01	05	08	3/8 - 16 UNC	H9	Mod Btm (2.5P)	2.938	0.752	1.252	0.381	0.286	0.438	0.343	0.350					
14001364	●	00	01	05	08	3/8 - 16 UNC	H9	Plug (4.5P)	2.938	0.752	1.252	0.381	0.286	0.438	0.343	0.350					
14001356	●	00	01	05	08	3/8 - 16 UNC	H10	Mod Btm (2.5P)	2.938	0.752	1.252	0.381	0.286	0.438	0.343	0.350					
14001365	●	00	01	05	08	3/8 - 16 UNC	H10	Plug (4.5P)	2.938	0.752	1.252	0.381	0.286	0.438	0.343	0.350					
14001357	●	00	01	05	08	3/8 - 16 UNC	H11	Mod Btm (2.5P)	2.938	0.752	1.252	0.381	0.286	0.438	0.343	0.350					
14001366	●	00	01	05	08	3/8 - 16 UNC	H11	Plug (4.5P)	2.938	0.752	1.252	0.381	0.286	0.438	0.343	0.350					
14001358	●	00	01	05	08	3/8 - 16 UNC	H12	Mod Btm (2.5P)	2.938	0.752	1.252	0.381	0.286	0.438	0.343	0.350					
14001367	●	00	01	05	08	3/8 - 16 UNC	H12	Plug (4.5P)	2.938	0.752	1.252	0.381	0.286	0.438	0.343	0.350					
14001595	●	00	-	-	08	3/8 - 16 UNF	H13	Plug (4.5P)	2.938	0.752	1.252	0.381	0.286	0.438	0.343	0.350					
14001368	●	00	01	05	08	3/8 - 24 UNF	H4	Bottom (1.5P)	2.938	0.752	1.252	0.381	0.286	0.438	0.354	0.358					
14001373	●	00	01	05	08	3/8 - 24 UNF	H4	Mod Btm (2.5P)	2.938	0.752	1.252	0.381	0.286	0.438	0.354	0.358					
14001382	●	00	01	05	08	3/8 - 24 UNF	H4	Plug (4.5P)	2.938	0.752	1.252	0.381	0.286	0.438	0.354	0.358					
14001369	●	00	01	05	08	3/8 - 24 UNF	H5	Bottom (1.5P)	2.938	0.752	1.252	0.381	0.286	0.438	0.354	0.358					
14001374	●	00	01	05	08	3/8 - 24 UNF	H5	Mod Btm (2.5P)	2.938	0.752	1.252	0.381	0.286	0.438	0.354	0.358					
14001383	●	00	01	05	08	3/8 - 24 UNF	H5	Plug (4.5P)	2.938	0.752	1.252	0.381	0.286	0.438	0.354	0.358					
14001370	●	00	01	05	08	3/8 - 24 UNF	H6	Bottom (1.5P)	2.938	0.752	1.252	0.381	0.286	0.438	0.354	0.358					
14001375	●	00	01	05	08	3/8 - 24 UNF	H6	Mod Btm (2.5P)	2.938	0.752	1.252	0.381	0.286	0.438	0.354	0.358					
14001384	●	00	01	05	08	3/8 - 24 UNF	H6	Plug (4.5P)	2.938	0.752	1.252	0.381	0.286	0.438	0.354	0.358					

● Stocked ○ Available Upon Request; MOQ May Apply ▲ Globally Stocked
 Note: Other coatings are available upon request.





List 14001 (Continued)

HY-PRO® NRT

--	--	--	--	--	--	--	--	--	--

EDP Number					Thread Size	Thread Limit	Chamfer Type	Overall Length	Thread Length	Neck Length	Shank Dia.	Square Width	Square Length	Tap Drill Size							
Base EDP #	Coating Suffix													L (Inch)	Lc (Inch)	L1 (Inch)	d (Inch)	k (Inch)	lk (Inch)	Min (Inch)	Max (Inch)
	BR	S/O	TiN	TiCN																	
14001371	●	00	01	05	08	3/8 - 24 UNF	H7	Bottom (1.5P)	2.938	0.752	1.252	0.381	0.286	0.438	0.354	0.358					
14001376	●	00	01	05	08	3/8 - 24 UNF	H7	Mod Btm (2.5P)	2.938	0.752	1.252	0.381	0.286	0.438	0.354	0.358					
14001385	●	00	01	05	08	3/8 - 24 UNF	H7	Plug (4.5P)	2.938	0.752	1.252	0.381	0.286	0.438	0.354	0.358					
14001372	●	00	01	05	08	3/8 - 24 UNF	H8	Bottom (1.5P)	2.938	0.752	1.252	0.381	0.286	0.438	0.354	0.358					
14001377	●	00	01	05	08	3/8 - 24 UNF	H8	Mod Btm (2.5P)	2.938	0.752	1.252	0.381	0.286	0.438	0.354	0.358					
14001386	●	00	01	05	08	3/8 - 24 UNF	H8	Plug (4.5P)	2.938	0.752	1.252	0.381	0.286	0.438	0.354	0.358					
14001378	●	00	01	05	08	3/8 - 24 UNF	H9	Mod Btm (2.5P)	2.938	0.752	1.252	0.381	0.286	0.438	0.354	0.358					
14001387	●	00	01	05	08	3/8 - 24 UNF	H9	Plug (4.5P)	2.938	0.752	1.252	0.381	0.286	0.438	0.354	0.358					
14001379	●	00	01	05	08	3/8 - 24 UNF	H10	Mod Btm (2.5P)	2.938	0.752	1.252	0.381	0.286	0.438	0.354	0.358					
14001388	●	00	01	05	08	3/8 - 24 UNF	H10	Plug (4.5P)	2.938	0.752	1.252	0.381	0.286	0.438	0.354	0.358					
14001380	●	00	01	05	08	3/8 - 24 UNF	H11	Mod Btm (2.5P)	2.938	0.752	1.252	0.381	0.286	0.438	0.354	0.358					
14001389	●	00	01	05	08	3/8 - 24 UNF	H11	Plug (4.5P)	2.938	0.752	1.252	0.381	0.286	0.438	0.354	0.358					
14001381	●	00	01	05	08	3/8 - 24 UNF	H12	Mod Btm (2.5P)	2.938	0.752	1.252	0.381	0.286	0.438	0.354	0.358					
14001390	●	00	01	05	08	3/8 - 24 UNF	H12	Plug (4.5P)	2.938	0.752	1.252	0.381	0.286	0.438	0.354	0.358					
14001391	●	00	01	05	08	7/16 - 14 UNC	H4	Mod Btm (2.5P)	3.156	0.858	1.713	0.323	0.242	0.406	0.401	0.408					
14001400	●	00	01	05	08	7/16 - 14 UNC	H4	Plug (4.5P)	3.156	0.858	1.713	0.323	0.242	0.406	0.401	0.408					
14001392	●	00	01	05	08	7/16 - 14 UNC	H5	Mod Btm (2.5P)	3.156	0.858	1.713	0.323	0.242	0.406	0.401	0.408					
14001401	●	00	01	05	08	7/16 - 14 UNC	H5	Plug (4.5P)	3.156	0.858	1.713	0.323	0.242	0.406	0.401	0.408					
14001393	●	00	01	05	08	7/16 - 14 UNC	H6	Mod Btm (2.5P)	3.156	0.858	1.713	0.323	0.242	0.406	0.401	0.408					
14001402	●	00	01	05	08	7/16 - 14 UNC	H6	Plug (4.5P)	3.156	0.858	1.713	0.323	0.242	0.406	0.401	0.408					
14001394	●	00	01	05	08	7/16 - 14 UNC	H7	Mod Btm (2.5P)	3.156	0.858	1.713	0.323	0.242	0.406	0.401	0.408					
14001403	●	00	01	05	08	7/16 - 14 UNC	H7	Plug (4.5P)	3.156	0.858	1.713	0.323	0.242	0.406	0.401	0.408					
14001395	●	00	01	05	08	7/16 - 14 UNC	H8	Mod Btm (2.5P)	3.156	0.858	1.713	0.323	0.242	0.406	0.401	0.408					
14001404	●	00	01	05	08	7/16 - 14 UNC	H8	Plug (4.5P)	3.156	0.858	1.713	0.323	0.242	0.406	0.401	0.408					
14001396	●	00	01	05	08	7/16 - 14 UNC	H9	Mod Btm (2.5P)	3.156	0.858	1.713	0.323	0.242	0.406	0.401	0.408					
14001405	●	00	01	05	08	7/16 - 14 UNC	H9	Plug (4.5P)	3.156	0.858	1.713	0.323	0.242	0.406	0.401	0.408					
14001397	●	00	01	05	08	7/16 - 14 UNC	H10	Mod Btm (2.5P)	3.156	0.858	1.713	0.323	0.242	0.406	0.401	0.408					
14001406	●	00	01	05	08	7/16 - 14 UNC	H10	Plug (4.5P)	3.156	0.858	1.713	0.323	0.242	0.406	0.401	0.408					
14001398	●	00	01	05	08	7/16 - 14 UNC	H11	Mod Btm (2.5P)	3.156	0.858	1.713	0.323	0.242	0.406	0.401	0.408					
14001407	●	00	01	05	08	7/16 - 14 UNC	H11	Plug (4.5P)	3.156	0.858	1.713	0.323	0.242	0.406	0.401	0.408					
14001399	●	00	01	05	08	7/16 - 14 UNC	H12	Mod Btm (2.5P)	3.156	0.858	1.713	0.323	0.242	0.406	0.401	0.408					
14001408	●	00	01	05	08	7/16 - 14 UNC	H12	Plug (4.5P)	3.156	0.858	1.713	0.323	0.242	0.406	0.401	0.408					
14001409	●	00	01	05	08	7/16 - 20 UNF	H4	Mod Btm (2.5P)	3.156	0.858	1.713	0.323	0.242	0.406	0.412	0.417					
14001418	●	00	01	05	08	7/16 - 20 UNF	H4	Plug (4.5P)	3.156	0.858	1.713	0.323	0.242	0.406	0.412	0.417					
14001410	●	00	01	05	08	7/16 - 20 UNF	H5	Mod Btm (2.5P)	3.156	0.858	1.713	0.323	0.242	0.406	0.412	0.417					
14001419	●	00	01	05	08	7/16 - 20 UNF	H5	Plug (4.5P)	3.156	0.858	1.713	0.323	0.242	0.406	0.412	0.417					
14001411	●	00	01	05	08	7/16 - 20 UNF	H6	Mod Btm (2.5P)	3.156	0.858	1.713	0.323	0.242	0.406	0.412	0.417					
14001420	●	00	01	05	08	7/16 - 20 UNF	H6	Plug (4.5P)	3.156	0.858	1.713	0.323	0.242	0.406	0.412	0.417					
14001412	●	00	01	05	08	7/16 - 20 UNF	H7	Mod Btm (2.5P)	3.156	0.858	1.713	0.323	0.242	0.406	0.412	0.417					
14001421	●	00	01	05	08	7/16 - 20 UNF	H7	Plug (4.5P)	3.156	0.858	1.713	0.323	0.242	0.406	0.412	0.417					
14001413	●	00	01	05	08	7/16 - 20 UNF	H8	Mod Btm (2.5P)	3.156	0.858	1.713	0.323	0.242	0.406	0.412	0.417					
14001422	●	00	01	05	08	7/16 - 20 UNF	H8	Plug (4.5P)	3.156	0.858	1.713	0.323	0.242	0.406	0.412	0.417					
14001414	●	00	01	05	08	7/16 - 20 UNF	H9	Mod Btm (2.5P)	3.156	0.858	1.713	0.323	0.242	0.406	0.412	0.417					
14001423	●	00	01	05	08	7/16 - 20 UNF	H9	Plug (4.5P)	3.156	0.858	1.713	0.323	0.242	0.406	0.412	0.417					
14001415	●	00	01	05	08	7/16 - 20 UNF	H10	Mod Btm (2.5P)	3.156	0.858	1.713	0.323	0.242	0.406	0.412	0.417					
14001424	●	00	01	05	08	7/16 - 20 UNF	H10	Plug (4.5P)	3.156	0.858	1.713	0.323	0.242	0.406	0.412	0.417					
14001416	●	00	01	05	08	7/16 - 20 UNF	H11	Mod Btm (2.5P)	3.156	0.858	1.713	0.323	0.242	0.406	0.412	0.417					
14001425	●	00	01	05	08	7/16 - 20 UNF	H11	Plug (4.5P)	3.156	0.858	1.713	0.323	0.242	0.406	0.412	0.417					
14001417	●	00	01	05	08	7/16 - 20 UNF	H12	Mod Btm (2.5P)	3.156	0.858	1.713	0.323	0.242	0.406	0.412	0.417					

● Stocked ○ Available Upon Request; MOQ May Apply ▲ Globally Stocked

Note: Other coatings are available upon request.



CONTINUED ➔

P					M			K	N		S		H			
Steel					Stainless Steel			Cast Iron	Non-Ferrous		HRSA		Hardened Steel			
Carbon Steel			Alloy Steel	Die Steel	300	400	17-4 PH		Aluminum		Nickel Alloy	Titanium	~35 HRC	35-45 HRC	45-50 HRC	50-70 HRC
Low	Medium	High							6061	7075						
1010	1035	1065	4140	4340				6061	7075							
○	○	○	○	○	○	○	○	○	○	○						
35-100 SFM	20-50 SFM	15-25 SFM	15-25 SFM	15-20 SFM	15-40 SFM	15-40 SFM	10-25 SFM		50-90 SFM	45-100 SFM			10-15 SFM			

○ Good ○ Best






List 14001 (Continued)

HY-PRO® NRT

FORMING	HSS-Co	BR	S/O	TiCN	TiN	C/1.5P	C/2.5P	C/4.5P	PACKED 1 PIECE
---------	--------	----	-----	------	-----	--------	--------	--------	-------------------



EDP Number						Thread Size	Thread Limit	Chamfer Type	Overall Length	Thread Length	Neck Length	Shank Dia.	Square Width	Square Length	Tap Drill Size							
Base EDP #	Coating Suffix														L (Inch)	Lc (Inch)	L1 (Inch)	d (Inch)	k (Inch)	lk (Inch)	Min (Inch)	Max (Inch)
	BR	S/O	TiN	TiCN																		
14001426	●	00	01	05	08	7/16 - 20 UNF	H12	Plug (4.5P)	3.156	0.858	1.713	0.323	0.242	0.406	0.412	0.417						
14001427	●	00	01	05	08	1/2 - 13 UNC	H4	Mod Btm (2.5P)	3.375	0.921	1.933	0.367	0.275	0.438	0.461	0.469						
14001436	●	00	01	05	08	1/2 - 13 UNC	H4	Plug (4.5P)	3.375	0.921	1.933	0.367	0.275	0.438	0.461	0.469						
14001428	●	00	01	05	08	1/2 - 13 UNC	H5	Mod Btm (2.5P)	3.375	0.921	1.933	0.367	0.275	0.438	0.461	0.469						
14001437	●	00	01	05	08	1/2 - 13 UNC	H5	Plug (4.5P)	3.375	0.921	1.933	0.367	0.275	0.438	0.461	0.469						
14001429	●	00	01	05	08	1/2 - 13 UNC	H6	Mod Btm (2.5P)	3.375	0.921	1.933	0.367	0.275	0.438	0.461	0.469						
14001438	●	00	01	05	08	1/2 - 13 UNC	H6	Plug (4.5P)	3.375	0.921	1.933	0.367	0.275	0.438	0.461	0.469						
14001430	●	00	01	05	08	1/2 - 13 UNC	H7	Mod Btm (2.5P)	3.375	0.921	1.933	0.367	0.275	0.438	0.461	0.469						
14001439	●	00	01	05	08	1/2 - 13 UNC	H7	Plug (4.5P)	3.375	0.921	1.933	0.367	0.275	0.438	0.461	0.469						
14001431	●	00	01	05	08	1/2 - 13 UNC	H8	Mod Btm (2.5P)	3.375	0.921	1.933	0.367	0.275	0.438	0.461	0.469						
14001440	●	00	01	05	08	1/2 - 13 UNC	H8	Plug (4.5P)	3.375	0.921	1.933	0.367	0.275	0.438	0.461	0.469						
14001432	●	00	01	05	08	1/2 - 13 UNC	H9	Mod Btm (2.5P)	3.375	0.921	1.933	0.367	0.275	0.438	0.461	0.469						
14001441	●	00	01	05	08	1/2 - 13 UNC	H9	Plug (4.5P)	3.375	0.921	1.933	0.367	0.275	0.438	0.461	0.469						
14001433	●	00	01	05	08	1/2 - 13 UNC	H10	Mod Btm (2.5P)	3.375	0.921	1.933	0.367	0.275	0.438	0.461	0.469						
14001442	●	00	01	05	08	1/2 - 13 UNC	H10	Plug (4.5P)	3.375	0.921	1.933	0.367	0.275	0.438	0.461	0.469						
14001434	●	00	01	05	08	1/2 - 13 UNC	H11	Mod Btm (2.5P)	3.375	0.921	1.933	0.367	0.275	0.438	0.461	0.469						
14001443	●	00	01	05	08	1/2 - 13 UNC	H11	Plug (4.5P)	3.375	0.921	1.933	0.367	0.275	0.438	0.461	0.469						
14001435	●	00	01	05	08	1/2 - 13 UNC	H12	Mod Btm (2.5P)	3.375	0.921	1.933	0.367	0.275	0.438	0.461	0.469						
14001444	●	00	01	05	08	1/2 - 13 UNC	H12	Plug (4.5P)	3.375	0.921	1.933	0.367	0.275	0.438	0.461	0.469						
14001596	●	00	-	-	08	1/2 - 13 UNF	H13	Plug (4.5P)	3.375	0.921	1.933	0.367	0.275	0.438	0.461	0.469						
14001597	●	00	-	-	08	1/2 - 13 UNF	H14	Plug (4.5P)	3.375	0.921	1.933	0.367	0.275	0.438	0.461	0.469						
14001445	●	00	01	05	08	1/2 - 20 UNF	H4	Mod Btm (2.5P)	3.375	0.921	1.933	0.367	0.275	0.438	0.475	0.480						
14001454	●	00	01	05	08	1/2 - 20 UNF	H4	Plug (4.5P)	3.375	0.921	1.933	0.367	0.275	0.438	0.475	0.480						
14001446	●	00	01	05	08	1/2 - 20 UNF	H5	Mod Btm (2.5P)	3.375	0.921	1.933	0.367	0.275	0.438	0.475	0.480						
14001455	●	00	01	05	08	1/2 - 20 UNF	H5	Plug (4.5P)	3.375	0.921	1.933	0.367	0.275	0.438	0.475	0.480						
14001447	●	00	01	05	08	1/2 - 20 UNF	H6	Mod Btm (2.5P)	3.375	0.921	1.933	0.367	0.275	0.438	0.475	0.480						
14001456	●	00	01	05	08	1/2 - 20 UNF	H6	Plug (4.5P)	3.375	0.921	1.933	0.367	0.275	0.438	0.475	0.480						
14001448	●	00	01	05	08	1/2 - 20 UNF	H7	Mod Btm (2.5P)	3.375	0.921	1.933	0.367	0.275	0.438	0.475	0.480						
14001457	●	00	01	05	08	1/2 - 20 UNF	H7	Plug (4.5P)	3.375	0.921	1.933	0.367	0.275	0.438	0.475	0.480						
14001449	●	00	01	05	08	1/2 - 20 UNF	H8	Mod Btm (2.5P)	3.375	0.921	1.933	0.367	0.275	0.438	0.475	0.480						
14001458	●	00	01	05	08	1/2 - 20 UNF	H8	Plug (4.5P)	3.375	0.921	1.933	0.367	0.275	0.438	0.475	0.480						
14001450	●	00	01	05	08	1/2 - 20 UNF	H9	Mod Btm (2.5P)	3.375	0.921	1.933	0.367	0.275	0.438	0.475	0.480						
14001459	●	00	01	05	08	1/2 - 20 UNF	H9	Plug (4.5P)	3.375	0.921	1.933	0.367	0.275	0.438	0.475	0.480						
14001451	●	00	01	05	08	1/2 - 20 UNF	H10	Mod Btm (2.5P)	3.375	0.921	1.933	0.367	0.275	0.438	0.475	0.480						
14001460	●	00	01	05	08	1/2 - 20 UNF	H10	Plug (4.5P)	3.375	0.921	1.933	0.367	0.275	0.438	0.475	0.480						
14001452	●	00	01	05	08	1/2 - 20 UNF	H11	Mod Btm (2.5P)	3.375	0.921	1.933	0.367	0.275	0.438	0.475	0.480						
14001461	●	00	01	05	08	1/2 - 20 UNF	H11	Plug (4.5P)	3.375	0.921	1.933	0.367	0.275	0.438	0.475	0.480						
14001453	●	00	01	05	08	1/2 - 20 UNF	H12	Mod Btm (2.5P)	3.375	0.921	1.933	0.367	0.275	0.438	0.475	0.480						
14001462	●	00	01	05	08	1/2 - 20 UNF	H12	Plug (4.5P)	3.375	0.921	1.933	0.367	0.275	0.438	0.475	0.480						
14001463	●	00	01	05	08	9/16 - 12 UNC	H4	Mod Btm (2.5P)	3.594	1.000	1.972	0.429	0.322	0.500	0.520	0.529						
14001472	●	00	01	05	08	9/16 - 12 UNC	H4	Plug (4.5P)	3.594	1.000	1.972	0.429	0.322	0.500	0.520	0.529						
14001464	●	00	01	05	08	9/16 - 12 UNC	H5	Mod Btm (2.5P)	3.594	1.000	1.972	0.429	0.322	0.500	0.520	0.529						
14001473	●	00	01	05	08	9/16 - 12 UNC	H5	Plug (4.5P)	3.594	1.000	1.972	0.429	0.322	0.500	0.520	0.529						
14001465	●	00	01	05	08	9/16 - 12 UNC	H6	Mod Btm (2.5P)	3.594	1.000	1.972	0.429	0.322	0.500	0.520	0.529						
14001474	●	00	01	05	08	9/16 - 12 UNC	H6	Plug (4.5P)	3.594	1.000	1.972	0.429	0.322	0.500	0.520	0.529						
14001466	●	00	01	05	08	9/16 - 12 UNC	H7	Mod Btm (2.5P)	3.594	1.000	1.972	0.429	0.322	0.500	0.520	0.529						
14001475	●	00	01	05	08	9/16 - 12 UNC	H7	Plug (4.5P)	3.594	1.000	1.972	0.429	0.322	0.500	0.520	0.529						
14001467	●	00	01	05	08	9/16 - 12 UNC	H8	Mod Btm (2.5P)	3.594	1.000	1.972	0.429	0.322	0.500	0.520	0.529						
14001476	●	00	01	05	08	9/16 - 12 UNC	H8	Plug (4.5P)	3.594	1.000	1.972	0.429	0.322	0.500	0.520	0.529						
14001468	●	00	01	05	08	9/16 - 12 UNC	H9	Mod Btm (2.5P)	3.594	1.000	1.972	0.429	0.322	0.500	0.520	0.529						
14001477	●	00	01	05	08	9/16 - 12 UNC	H9	Plug (4.5P)	3.594	1.000	1.972	0.429	0.322	0.500	0.520	0.529						
14001469	●	00	01	05	08	9/16 - 12 UNC	H10	Mod Btm (2.5P)	3.594	1.000	1.972	0.429	0.322	0.500	0.520	0.529						
14001478	●	00	01	05	08	9/16 - 12 UNC	H10	Plug (4.5P)	3.594	1.000	1.972	0.429	0.322	0.500	0.520	0.529						
14001470	●	00	01	05	08	9/16 - 12 UNC	H11	Mod Btm (2.5P)	3.594	1.000	1.972	0.429	0.322	0.500	0.520	0.529						

● Stocked ○ Available Upon Request; MOQ May Apply ▲ Globally Stocked
 Note: Other coatings are available upon request.





List 14001 (Continued)

HY-PRO® NRT

--	--	--	--	--	--	--	--	--	--

EDP Number						Thread Size	Thread Limit	Chamfer Type	Overall Length	Thread Length	Neck Length	Shank Dia.	Square Width	Square Length	Tap Drill Size							
Base EDP #	Coating Suffix														L (Inch)	Lc (Inch)	L1 (Inch)	d (Inch)	k (Inch)	lk (Inch)	Min (Inch)	Max (Inch)
	BR	S/O	TiN	TiCN																		
14001479	●	00	01	05	08	9/16 - 12 UNC	H11	Plug (4.5P)	3.594	1.000	1.972	0.429	0.322	0.500	0.520	0.529						
14001471	●	00	01	05	08	9/16 - 12 UNC	H12	Mod Btm (2.5P)	3.594	1.000	1.972	0.429	0.322	0.500	0.520	0.529						
14001480	●	00	01	05	08	9/16 - 12 UNC	H12	Plug (4.5P)	3.594	1.000	1.972	0.429	0.322	0.500	0.520	0.529						
14001481	●	00	01	05	08	9/16 - 18 UNF	H4	Mod Btm (2.5P)	3.594	1.000	1.972	0.429	0.322	0.500	0.534	0.540						
14001490	●	00	01	05	08	9/16 - 18 UNF	H4	Plug (4.5P)	3.594	1.000	1.972	0.429	0.322	0.500	0.534	0.540						
14001482	●	00	01	05	08	9/16 - 18 UNF	H5	Mod Btm (2.5P)	3.594	1.000	1.972	0.429	0.322	0.500	0.534	0.540						
14001491	●	00	01	05	08	9/16 - 18 UNF	H5	Plug (4.5P)	3.594	1.000	1.972	0.429	0.322	0.500	0.534	0.540						
14001483	●	00	01	05	08	9/16 - 18 UNF	H6	Mod Btm (2.5P)	3.594	1.000	1.972	0.429	0.322	0.500	0.534	0.540						
14001492	●	00	01	05	08	9/16 - 18 UNF	H6	Plug (4.5P)	3.594	1.000	1.972	0.429	0.322	0.500	0.534	0.540						
14001484	●	00	01	05	08	9/16 - 18 UNF	H7	Mod Btm (2.5P)	3.594	1.000	1.972	0.429	0.322	0.500	0.534	0.540						
14001493	●	00	01	05	08	9/16 - 18 UNF	H7	Plug (4.5P)	3.594	1.000	1.972	0.429	0.322	0.500	0.534	0.540						
14001485	●	00	01	05	08	9/16 - 18 UNF	H8	Mod Btm (2.5P)	3.594	1.000	1.972	0.429	0.322	0.500	0.534	0.540						
14001494	●	00	01	05	08	9/16 - 18 UNF	H8	Plug (4.5P)	3.594	1.000	1.972	0.429	0.322	0.500	0.534	0.540						
14001486	●	00	01	05	08	9/16 - 18 UNF	H9	Mod Btm (2.5P)	3.594	1.000	1.972	0.429	0.322	0.500	0.534	0.540						
14001495	●	00	01	05	08	9/16 - 18 UNF	H9	Plug (4.5P)	3.594	1.000	1.972	0.429	0.322	0.500	0.534	0.540						
14001487	●	00	01	05	08	9/16 - 18 UNF	H10	Mod Btm (2.5P)	3.594	1.000	1.972	0.429	0.322	0.500	0.534	0.540						
14001496	●	00	01	05	08	9/16 - 18 UNF	H10	Plug (4.5P)	3.594	1.000	1.972	0.429	0.322	0.500	0.534	0.540						
14001488	●	00	01	05	08	9/16 - 18 UNF	H11	Mod Btm (2.5P)	3.594	1.000	1.972	0.429	0.322	0.500	0.534	0.540						
14001497	●	00	01	05	08	9/16 - 18 UNF	H11	Plug (4.5P)	3.594	1.000	1.972	0.429	0.322	0.500	0.534	0.540						
14001489	●	00	01	05	08	9/16 - 18 UNF	H12	Mod Btm (2.5P)	3.594	1.000	1.972	0.429	0.322	0.500	0.534	0.540						
14001498	●	00	01	05	08	9/16 - 18 UNF	H12	Plug (4.5P)	3.594	1.000	1.972	0.429	0.322	0.500	0.534	0.540						
14001499	●	00	01	05	08	5/8 - 11 UNC	H4	Mod Btm (2.5P)	3.813	1.091	2.126	0.480	0.360	0.563	0.579	0.588						
14001508	●	00	01	05	08	5/8 - 11 UNC	H4	Plug (4.5P)	3.813	1.091	2.126	0.480	0.360	0.563	0.579	0.588						
14001500	●	00	01	05	08	5/8 - 11 UNC	H5	Mod Btm (2.5P)	3.813	1.091	2.126	0.480	0.360	0.563	0.579	0.588						
14001509	●	00	01	05	08	5/8 - 11 UNC	H5	Plug (4.5P)	3.813	1.091	2.126	0.480	0.360	0.563	0.579	0.588						
14001501	●	00	01	05	08	5/8 - 11 UNC	H6	Mod Btm (2.5P)	3.813	1.091	2.126	0.480	0.360	0.563	0.579	0.588						
14001510	●	00	01	05	08	5/8 - 11 UNC	H6	Plug (4.5P)	3.813	1.091	2.126	0.480	0.360	0.563	0.579	0.588						
14001502	●	00	01	05	08	5/8 - 11 UNC	H7	Mod Btm (2.5P)	3.813	1.091	2.126	0.480	0.360	0.563	0.579	0.588						
14001511	●	00	01	05	08	5/8 - 11 UNC	H7	Plug (4.5P)	3.813	1.091	2.126	0.480	0.360	0.563	0.579	0.588						
14001503	●	00	01	05	08	5/8 - 11 UNC	H8	Mod Btm (2.5P)	3.813	1.091	2.126	0.480	0.360	0.563	0.579	0.588						
14001512	●	00	01	05	08	5/8 - 11 UNC	H8	Plug (4.5P)	3.813	1.091	2.126	0.480	0.360	0.563	0.579	0.588						
14001504	●	00	01	05	08	5/8 - 11 UNC	H9	Mod Btm (2.5P)	3.813	1.091	2.126	0.480	0.360	0.563	0.579	0.588						
14001513	●	00	01	05	08	5/8 - 11 UNC	H9	Plug (4.5P)	3.813	1.091	2.126	0.480	0.360	0.563	0.579	0.588						
14001505	●	00	01	05	08	5/8 - 11 UNC	H10	Mod Btm (2.5P)	3.813	1.091	2.126	0.480	0.360	0.563	0.579	0.588						
14001514	●	00	01	05	08	5/8 - 11 UNC	H10	Plug (4.5P)	3.813	1.091	2.126	0.480	0.360	0.563	0.579	0.588						
14001506	●	00	01	05	08	5/8 - 11 UNC	H11	Mod Btm (2.5P)	3.813	1.091	2.126	0.480	0.360	0.563	0.579	0.588						
14001515	●	00	01	05	08	5/8 - 11 UNC	H11	Plug (4.5P)	3.813	1.091	2.126	0.480	0.360	0.563	0.579	0.588						
14001507	●	00	01	05	08	5/8 - 11 UNC	H12	Mod Btm (2.5P)	3.813	1.091	2.126	0.480	0.360	0.563	0.579	0.588						
14001516	●	00	01	05	08	5/8 - 11 UNC	H12	Plug (4.5P)	3.813	1.091	2.126	0.480	0.360	0.563	0.579	0.588						
14001517	●	00	01	05	08	5/8 - 18 UNF	H4	Mod Btm (2.5P)	3.813	1.091	2.126	0.480	0.360	0.563	0.597	0.602						
14001526	●	00	01	05	08	5/8 - 18 UNF	H4	Plug (4.5P)	3.813	1.091	2.126	0.480	0.360	0.563	0.597	0.602						
14001518	●	00	01	05	08	5/8 - 18 UNF	H5	Mod Btm (2.5P)	3.813	1.091	2.126	0.480	0.360	0.563	0.597	0.602						
14001527	●	00	01	05	08	5/8 - 18 UNF	H5	Plug (4.5P)	3.813	1.091	2.126	0.480	0.360	0.563	0.597	0.602						
14001519	●	00	01	05	08	5/8 - 18 UNF	H6	Mod Btm (2.5P)	3.813	1.091	2.126	0.480	0.360	0.563	0.597	0.602						
14001528	●	00	01	05	08	5/8 - 18 UNF	H6	Plug (4.5P)	3.813	1.091	2.126	0.480	0.360	0.563	0.597	0.602						
14001520	●	00	01	05	08	5/8 - 18 UNF	H7	Mod Btm (2.5P)	3.813	1.091	2.126	0.480	0.360	0.563	0.597	0.602						
14001529	●	00	01	05	08	5/8 - 18 UNF	H7	Plug (4.5P)	3.813	1.091	2.126	0.480	0.360	0.563	0.597	0.602						
14001521	●	00	01	05	08	5/8 - 18 UNF	H8	Mod Btm (2.5P)	3.813	1.091	2.126	0.480	0.360	0.563	0.597	0.602						
14001530	●	00	01	05	08	5/8 - 18 UNF	H8	Plug (4.5P)	3.813	1.091	2.126	0.480	0.360	0.563	0.597	0.602						

● Stocked ○ Available Upon Request; MOQ May Apply ▲ Globally Stocked
 Note: Other coatings are available upon request.



CONTINUED ➔

P					M			K	N		S		H				
Steel					Stainless Steel				Cast Iron	Non-Ferrous		HRSA		Hardened Steel			
Carbon Steel			Alloy Steel	Die Steel	300	400	17-4 PH			Aluminum		Nickel Alloy	Titanium				
Low	Medium	High								6061	Casting			Inconel	6Al4V	~35 HRC	35-45 HRC
1010	1035	1065	4140	4340				7075									
○	○	○	○	○	○	○	○	○	○	○		○					
35-100 SFM	20-50 SFM	15-25 SFM	15-25 SFM	15-20 SFM	15-40 SFM	15-40 SFM	10-25 SFM		50-90 SFM	45-100 SFM			10-15 SFM				

○ Good ○ Best






List 14001 (Continued)

HY-PRO® NRT

FORMING	HSS-Co	BR	S/O	TiCN	TiN	C/1.5P	C/2.5P	C/4.5P	PACKED 1 PIECE
---------	--------	----	-----	------	-----	--------	--------	--------	-------------------



ABOUT OSG

DRILLING

THREADING

MILLING

HOLDERS

INDEX

EDP Number					Thread Size	Thread Limit	Chamfer Type	Overall Length	Thread Length	Neck Length	Shank Dia.	Square Width	Square Length	Tap Drill Size							
Base EDP #	Coating Suffix													L (Inch)	Lc (Inch)	L1 (Inch)	d (Inch)	k (Inch)	lk (Inch)	Min (Inch)	Max (Inch)
	BR	S/O	TiN	TiCN																	
14001522	●	00	01	05	08	5/8 - 18 UNF	H9	Mod Btm (2.5P)	3.813	1.091	2.126	0.480	0.360	0.563	0.597	0.602					
14001531	●	00	01	05	08	5/8 - 18 UNF	H9	Plug (4.5P)	3.813	1.091	2.126	0.480	0.360	0.563	0.597	0.602					
14001523	●	00	01	05	08	5/8 - 18 UNF	H10	Mod Btm (2.5P)	3.813	1.091	2.126	0.480	0.360	0.563	0.597	0.602					
14001532	●	00	01	05	08	5/8 - 18 UNF	H10	Plug (4.5P)	3.813	1.091	2.126	0.480	0.360	0.563	0.597	0.602					
14001524	●	00	01	05	08	5/8 - 18 UNF	H11	Mod Btm (2.5P)	3.813	1.091	2.126	0.480	0.360	0.563	0.597	0.602					
14001533	●	00	01	05	08	5/8 - 18 UNF	H11	Plug (4.5P)	3.813	1.091	2.126	0.480	0.360	0.563	0.597	0.602					
14001525	●	00	01	05	08	5/8 - 18 UNF	H12	Mod Btm (2.5P)	3.813	1.091	2.126	0.480	0.360	0.563	0.597	0.602					
14001534	●	00	01	05	08	5/8 - 18 UNF	H12	Plug (4.5P)	3.813	1.091	2.126	0.480	0.360	0.563	0.597	0.602					
14001535	●	00	01	05	08	3/4 - 10 UNC	H6	Mod Btm (2.5P)	4.250	1.201	2.433	0.590	0.442	0.688	0.699	0.709					
14001544	●	00	01	05	08	3/4 - 10 UNC	H6	Plug (4.5P)	4.250	1.201	2.433	0.590	0.442	0.688	0.699	0.709					
14001536	●	00	01	05	08	3/4 - 10 UNC	H7	Mod Btm (2.5P)	4.250	1.201	2.433	0.590	0.442	0.688	0.699	0.709					
14001545	●	00	01	05	08	3/4 - 10 UNC	H7	Plug (4.5P)	4.250	1.201	2.433	0.590	0.442	0.688	0.699	0.709					
14001537	●	00	01	05	08	3/4 - 10 UNC	H8	Mod Btm (2.5P)	4.250	1.201	2.433	0.590	0.442	0.688	0.699	0.709					
14001546	●	00	01	05	08	3/4 - 10 UNC	H8	Plug (4.5P)	4.250	1.201	2.433	0.590	0.442	0.688	0.699	0.709					
14001538	●	00	01	05	08	3/4 - 10 UNC	H9	Mod Btm (2.5P)	4.250	1.201	2.433	0.590	0.442	0.688	0.699	0.709					
14001547	●	00	01	05	08	3/4 - 10 UNC	H9	Plug (4.5P)	4.250	1.201	2.433	0.590	0.442	0.688	0.699	0.709					
14001539	●	00	01	05	08	3/4 - 10 UNC	H10	Mod Btm (2.5P)	4.250	1.201	2.433	0.590	0.442	0.688	0.699	0.709					
14001548	●	00	01	05	08	3/4 - 10 UNC	H10	Plug (4.5P)	4.250	1.201	2.433	0.590	0.442	0.688	0.699	0.709					
14001540	●	00	01	05	08	3/4 - 10 UNC	H11	Mod Btm (2.5P)	4.250	1.201	2.433	0.590	0.442	0.688	0.699	0.709					
14001549	●	00	01	05	08	3/4 - 10 UNC	H11	Plug (4.5P)	4.250	1.201	2.433	0.590	0.442	0.688	0.699	0.709					
14001541	●	00	01	05	08	3/4 - 10 UNC	H12	Mod Btm (2.5P)	4.250	1.201	2.433	0.590	0.442	0.688	0.699	0.709					
14001550	●	00	01	05	08	3/4 - 10 UNC	H12	Plug (4.5P)	4.250	1.201	2.433	0.590	0.442	0.688	0.699	0.709					
14001542	●	00	01	05	08	3/4 - 10 UNC	H13	Mod Btm (2.5P)	4.250	1.201	2.433	0.590	0.442	0.688	0.699	0.709					
14001551	●	00	01	05	08	3/4 - 10 UNC	H13	Plug (4.5P)	4.250	1.201	2.433	0.590	0.442	0.688	0.699	0.709					
14001543	●	00	01	05	08	3/4 - 10 UNC	H14	Mod Btm (2.5P)	4.250	1.201	2.433	0.590	0.442	0.688	0.699	0.709					
14001552	●	00	01	05	08	3/4 - 10 UNC	H14	Plug (4.5P)	4.250	1.201	2.433	0.590	0.442	0.688	0.699	0.709					
14001553	●	00	01	05	08	3/4 - 16 UNF	H6	Mod Btm (2.5P)	4.250	1.201	2.433	0.590	0.442	0.688	0.718	0.725					
14001562	●	00	01	05	08	3/4 - 16 UNF	H6	Plug (4.5P)	4.250	1.201	2.433	0.590	0.442	0.688	0.718	0.725					
14001554	●	00	01	05	08	3/4 - 16 UNF	H7	Mod Btm (2.5P)	4.250	1.201	2.433	0.590	0.442	0.688	0.718	0.725					
14001563	●	00	01	05	08	3/4 - 16 UNF	H7	Plug (4.5P)	4.250	1.201	2.433	0.590	0.442	0.688	0.718	0.725					
14001555	●	00	01	05	08	3/4 - 16 UNF	H8	Mod Btm (2.5P)	4.250	1.201	2.433	0.590	0.442	0.688	0.718	0.725					
14001564	●	00	01	05	08	3/4 - 16 UNF	H8	Plug (4.5P)	4.250	1.201	2.433	0.590	0.442	0.688	0.718	0.725					
14001556	●	00	01	05	08	3/4 - 16 UNF	H9	Mod Btm (2.5P)	4.250	1.201	2.433	0.590	0.442	0.688	0.718	0.725					
14001565	●	00	01	05	08	3/4 - 16 UNF	H9	Plug (4.5P)	4.250	1.201	2.433	0.590	0.442	0.688	0.718	0.725					
14001557	●	00	01	05	08	3/4 - 16 UNF	H10	Mod Btm (2.5P)	4.250	1.201	2.433	0.590	0.442	0.688	0.718	0.725					
14001566	●	00	01	05	08	3/4 - 16 UNF	H10	Plug (4.5P)	4.250	1.201	2.433	0.590	0.442	0.688	0.718	0.725					
14001558	●	00	01	05	08	3/4 - 16 UNF	H11	Mod Btm (2.5P)	4.250	1.201	2.433	0.590	0.442	0.688	0.718	0.725					
14001567	●	00	01	05	08	3/4 - 16 UNF	H11	Plug (4.5P)	4.250	1.201	2.433	0.590	0.442	0.688	0.718	0.725					
14001559	●	00	01	05	08	3/4 - 16 UNF	H12	Mod Btm (2.5P)	4.250	1.201	2.433	0.590	0.442	0.688	0.718	0.725					
14001568	●	00	01	05	08	3/4 - 16 UNF	H12	Plug (4.5P)	4.250	1.201	2.433	0.590	0.442	0.688	0.718	0.725					
14001560	●	00	01	05	08	3/4 - 16 UNF	H13	Mod Btm (2.5P)	4.250	1.201	2.433	0.590	0.442	0.688	0.718	0.725					
14001569	●	00	01	05	08	3/4 - 16 UNF	H13	Plug (4.5P)	4.250	1.201	2.433	0.590	0.442	0.688	0.718	0.725					
14001561	●	00	01	05	08	3/4 - 16 UNF	H14	Mod Btm (2.5P)	4.250	1.201	2.433	0.590	0.442	0.688	0.718	0.725					
14001570	●	00	01	05	08	3/4 - 16 UNF	H14	Plug (4.5P)	4.250	1.201	2.433	0.590	0.442	0.688	0.718	0.725					

● Stocked ○ Available Upon Request; MOQ May Apply ▲ Globally Stocked

Note: Other coatings are available upon request.



P					M			K	N		S		H					
Steel					Stainless Steel				Non-Ferrous		HRSA		Hardened Steel					
Carbon Steel			Alloy Steel	Die Steel					Aluminum		Nickel Alloy	Titanium						
Low	Medium	High			300	400	17-4 PH	6061	Casting	Inconel			6Al4V (30 HRC)	~35 HRC	35-45 HRC	45-50 HRC	50-70 HRC	
1010	1035	1065	4140	4340	○	○	○	○	○	○	○	○	○	○	○	○	○	○
1018	1045				○	○	○		○	○								
35-100 SFM	20-50 SFM	15-25 SFM	15-25 SFM	15-20 SFM	15-40 SFM	15-40 SFM	10-25 SFM		50-90 SFM	45-100 SFM			10-15 SFM					

○ Good ○ Best

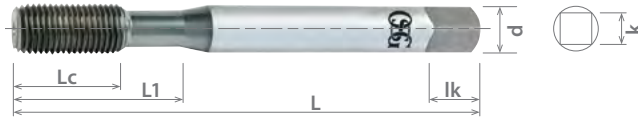




List 14101

HY-PRO® NRT

FORMING	HSS-Co	BR	S/O	TiCN	TiN	C/1.5P	C/2.5P	C/4.5P	PACKED 1 PIECE
---------	--------	----	-----	------	-----	--------	--------	--------	-------------------



EDP Number	Thread Size	Thread Limit	Chamfer Type	Overall Length		Thread Length		Neck Length		Shank Dia.		Square Width		Square Length		Tap Drill Size		Surface Treatment
				L (mm)	Lc (mm)	L1 (mm)	d (mm)	k (mm)	lk (mm)	Min (mm)	Max (mm)							
1410100000	● M1.6 x 0.35	D3	Modified Bottom (2.5P)	41.30	7.90	8.90	3.58	2.79	4.76	1.42	1.46	Bright						
1410100001	● M1.6 x 0.35	D3	Modified Bottom (2.5P)	41.30	7.90	8.90	3.58	2.79	4.76	1.42	1.46	Steam Oxide						
1410100005	● M1.6 x 0.35	D3	Modified Bottom (2.5P)	41.30	7.90	8.90	3.58	2.79	4.76	1.42	1.46	TiN						
1410100008	● M1.6 x 0.35	D3	Modified Bottom (2.5P)	41.30	7.90	8.90	3.58	2.79	4.76	1.42	1.46	TiCN						
1410100100	● M1.6 x 0.35	D5	Modified Bottom (2.5P)	41.30	7.90	8.90	3.58	2.79	4.76	1.42	1.46	Bright						
1410100101	● M1.6 x 0.35	D5	Modified Bottom (2.5P)	41.30	7.90	8.90	3.58	2.79	4.76	1.42	1.46	Steam Oxide						
1410100105	● M1.6 x 0.35	D5	Modified Bottom (2.5P)	41.30	7.90	8.90	3.58	2.79	4.76	1.42	1.46	TiN						
1410100108	● M1.6 x 0.35	D5	Modified Bottom (2.5P)	41.30	7.90	8.90	3.58	2.79	4.76	1.42	1.46	TiCN						
1410100200	● M1.7 x 0.35	D3	Modified Bottom (2.5P)	42.90	9.50	10.50	3.58	2.79	4.76	1.52	1.56	Bright						
1410100201	● M1.7 x 0.35	D3	Modified Bottom (2.5P)	42.90	9.50	10.50	3.58	2.79	4.76	1.52	1.56	Steam Oxide						
1410100205	● M1.7 x 0.35	D3	Modified Bottom (2.5P)	42.90	9.50	10.50	3.58	2.79	4.76	1.52	1.56	TiN						
1410100208	● M1.7 x 0.35	D3	Modified Bottom (2.5P)	42.90	9.50	10.50	3.58	2.79	4.76	1.52	1.56	TiCN						
1410100300	● M1.7 x 0.35	D5	Modified Bottom (2.5P)	42.90	9.50	10.50	3.58	2.79	4.76	1.52	1.56	Bright						
1410100301	● M1.7 x 0.35	D5	Modified Bottom (2.5P)	42.90	9.50	10.50	3.58	2.79	4.76	1.52	1.56	Steam Oxide						
1410100305	● M1.7 x 0.35	D5	Modified Bottom (2.5P)	42.90	9.50	10.50	3.58	2.79	4.76	1.52	1.56	TiN						
1410100400	● M2 x 0.4	D3	Bottom (1.5P)	44.30	11.10	12.10	3.58	2.79	4.76	1.80	1.84	Bright						
1410100401	● M2 x 0.4	D3	Bottom (1.5P)	44.30	11.10	12.10	3.58	2.79	4.76	1.80	1.84	Steam Oxide						
1410100405	● M2 x 0.4	D3	Bottom (1.5P)	44.30	11.10	12.10	3.58	2.79	4.76	1.80	1.84	TiN						
1410100408	● M2 x 0.4	D3	Bottom (1.5P)	44.30	11.10	12.10	3.58	2.79	4.76	1.80	1.84	TiCN						
1410100600	● M2 x 0.4	D3	Modified Bottom (2.5P)	44.30	11.10	12.10	3.58	2.79	4.76	1.80	1.84	Bright						
1410100601	● M2 x 0.4	D3	Modified Bottom (2.5P)	44.30	11.10	12.10	3.58	2.79	4.76	1.80	1.84	Steam Oxide						
1410100605	● M2 x 0.4	D3	Modified Bottom (2.5P)	44.30	11.10	12.10	3.58	2.79	4.76	1.80	1.84	TiN						
1410100608	● M2 x 0.4	D3	Modified Bottom (2.5P)	44.30	11.10	12.10	3.58	2.79	4.76	1.80	1.84	TiCN						
1410106100	● M2 x 0.4	D4	Modified Bottom (2.5P)	44.30	11.10	12.10	3.58	2.79	4.76	1.80	1.84	Bright						
1410106108	● M2 x 0.4	D4	Modified Bottom (2.5P)	44.30	11.10	12.10	3.58	2.79	4.76	1.80	1.84	TiCN						
1410100500	● M2 x 0.4	D5	Bottom (1.5P)	44.30	11.10	12.10	3.58	2.79	4.76	1.80	1.84	Bright						
1410100501	● M2 x 0.4	D5	Bottom (1.5P)	44.30	11.10	12.10	3.58	2.79	4.76	1.80	1.84	Steam Oxide						
1410100505	● M2 x 0.4	D5	Bottom (1.5P)	44.30	11.10	12.10	3.58	2.79	4.76	1.80	1.84	TiN						
1410100508	● M2 x 0.4	D5	Bottom (1.5P)	44.30	11.10	12.10	3.58	2.79	4.76	1.80	1.84	TiCN						
1410100700	● M2 x 0.4	D5	Modified Bottom (2.5P)	44.30	11.10	12.10	3.58	2.79	4.76	1.80	1.84	Bright						
1410100701	● M2 x 0.4	D5	Modified Bottom (2.5P)	44.30	11.10	12.10	3.58	2.79	4.76	1.80	1.84	Steam Oxide						
1410100705	● M2 x 0.4	D5	Modified Bottom (2.5P)	44.30	11.10	12.10	3.58	2.79	4.76	1.80	1.84	TiN						
1410100708	● M2 x 0.4	D5	Modified Bottom (2.5P)	44.30	11.10	12.10	3.58	2.79	4.76	1.80	1.84	TiCN						
1410106200	● M2 x 0.4	D6	Modified Bottom (2.5P)	44.30	11.10	12.10	3.58	2.79	4.76	1.80	1.84	Bright						
1410106208	● M2 x 0.4	D6	Modified Bottom (2.5P)	44.30	11.10	12.10	3.58	2.79	4.76	1.80	1.84	TiCN						
1410106300	● M2 x 0.4	D7	Modified Bottom (2.5P)	44.30	11.10	12.10	3.58	2.79	4.76	1.80	1.84	Bright						
1410106308	● M2 x 0.4	D7	Modified Bottom (2.5P)	44.30	11.10	12.10	3.58	2.79	4.76	1.80	1.84	TiCN						
1410106400	● M2 x 0.4	D8	Modified Bottom (2.5P)	44.30	11.10	12.10	3.58	2.79	4.76	1.80	1.84	Bright						
1410106408	● M2 x 0.4	D8	Modified Bottom (2.5P)	44.30	11.10	12.10	3.58	2.79	4.76	1.80	1.84	TiCN						
1410100800	● M2.5 x 0.45	D3	Bottom (1.5P)	46.00	12.80	13.80	3.58	2.79	4.76	2.27	2.32	Bright						
1410100801	● M2.5 x 0.45	D3	Bottom (1.5P)	46.00	12.80	13.80	3.58	2.79	4.76	2.27	2.32	Steam Oxide						
1410100805	● M2.5 x 0.45	D3	Bottom (1.5P)	46.00	12.80	13.80	3.58	2.79	4.76	2.27	2.32	TiN						

● Stocked ○ Available Upon Request; MOQ May Apply ▲ Globally Stocked

Note: Other coatings are available upon request.



CONTINUED

P					M			K	N		S		H					
Steel					Stainless Steel			Cast Iron	Non-Ferrous		HRSA		Hardened Steel					
Carbon Steel			Alloy Steel	Die Steel	Aluminum		Nickel Alloy		Titanium									
Low	Medium	High			6061	7075				Casting	Inconel	6Al4V (30 HRC)	~35 HRC	35-45 HRC	45-50 HRC	50-70 HRC		
1010	1035	1065	4140	4340	300	400	17-4 PH											
1018	1045								50-90	45-100			10-15					


○ Good ⊗ Best





List 14101 (Continued)

HY-PRO® NRT



ABOUT OSG

DRILLING

THREADING

MILLING

HOLDERS

INDEX

EDP Number	Thread Size	Thread Limit	Chamfer Type	Overall Length	Thread Length	Neck Length	Shank Dia.	Square Width	Square Length	Tap Drill Size		Surface Treatment
				L (mm)	Lc (mm)	L1 (mm)	d (mm)	k (mm)	lk (mm)	Min (mm)	Max (mm)	
1410100808	● M2.5 x 0.45	D3	Bottom (1.5P)	46.00	12.80	13.80	3.58	2.79	4.76	2.27	2.32	TiCN
1410101000	● M2.5 x 0.45	D3	Modified Bottom (2.5P)	46.00	12.80	13.80	3.58	2.79	4.76	2.27	2.32	Bright
1410101001	● M2.5 x 0.45	D3	Modified Bottom (2.5P)	46.00	12.80	13.80	3.58	2.79	4.76	2.27	2.32	Steam Oxide
1410101005	● M2.5 x 0.45	D3	Modified Bottom (2.5P)	46.00	12.80	13.80	3.58	2.79	4.76	2.27	2.32	TiN
1410101008	● M2.5 x 0.45	D3	Modified Bottom (2.5P)	46.00	12.80	13.80	3.58	2.79	4.76	2.27	2.32	TiCN
1410106500	● M2.5 x 0.45	D4	Modified Bottom (2.5P)	46.00	12.80	13.80	3.58	2.79	4.76	2.27	2.32	Bright
1410106508	● M2.5 x 0.45	D4	Modified Bottom (2.5P)	46.00	12.80	13.80	3.58	2.79	4.76	2.27	2.32	TiCN
1410100900	● M2.5 x 0.45	D5	Bottom (1.5P)	46.00	12.80	13.80	3.58	2.79	4.76	2.27	2.32	Bright
1410100901	● M2.5 x 0.45	D5	Bottom (1.5P)	46.00	12.80	13.80	3.58	2.79	4.76	2.27	2.32	Steam Oxide
1410100905	● M2.5 x 0.45	D5	Bottom (1.5P)	46.00	12.80	13.80	3.58	2.79	4.76	2.27	2.32	TiN
1410100908	● M2.5 x 0.45	D5	Bottom (1.5P)	46.00	12.80	13.80	3.58	2.79	4.76	2.27	2.32	TiCN
1410101100	● M2.5 x 0.45	D5	Modified Bottom (2.5P)	46.00	12.80	13.80	3.58	2.79	4.76	2.27	2.32	Bright
1410101101	● M2.5 x 0.45	D5	Modified Bottom (2.5P)	46.00	12.80	13.80	3.58	2.79	4.76	2.27	2.32	Steam Oxide
1410101105	● M2.5 x 0.45	D5	Modified Bottom (2.5P)	46.00	12.80	13.80	3.58	2.79	4.76	2.27	2.32	TiN
1410101108	● M2.5 x 0.45	D5	Modified Bottom (2.5P)	46.00	12.80	13.80	3.58	2.79	4.76	2.27	2.32	TiCN
1410106600	● M2.5 x 0.45	D6	Modified Bottom (2.5P)	46.00	12.80	13.80	3.58	2.79	4.76	2.27	2.32	Bright
1410106608	● M2.5 x 0.45	D6	Modified Bottom (2.5P)	46.00	12.80	13.80	3.58	2.79	4.76	2.27	2.32	TiCN
1410106700	● M2.5 x 0.45	D7	Modified Bottom (2.5P)	46.00	12.80	13.80	3.58	2.79	4.76	2.27	2.32	Bright
1410106708	● M2.5 x 0.45	D7	Modified Bottom (2.5P)	46.00	12.80	13.80	3.58	2.79	4.76	2.27	2.32	TiCN
1410106800	● M2.5 x 0.45	D8	Modified Bottom (2.5P)	46.00	12.80	13.80	3.58	2.79	4.76	2.27	2.32	Bright
1410106808	● M2.5 x 0.45	D8	Modified Bottom (2.5P)	46.00	12.80	13.80	3.58	2.79	4.76	2.27	2.32	TiCN
1410101200	● M2.6 x 0.45	D3	Modified Bottom (2.5P)	46.00	12.70	13.70	3.58	2.79	4.76	2.37	2.42	Bright
1410101201	● M2.6 x 0.45	D3	Modified Bottom (2.5P)	46.00	12.70	13.70	3.58	2.79	4.76	2.37	2.42	Steam Oxide
1410101205	● M2.6 x 0.45	D3	Modified Bottom (2.5P)	46.00	12.70	13.70	3.58	2.79	4.76	2.37	2.42	TiN
1410101300	● M2.6 x 0.45	D5	Modified Bottom (2.5P)	46.00	12.70	13.70	3.58	2.79	4.76	2.37	2.42	Bright
1410101301	● M2.6 x 0.45	D5	Modified Bottom (2.5P)	46.00	12.70	13.70	3.58	2.79	4.76	2.37	2.42	Steam Oxide
1410101305	● M2.6 x 0.45	D5	Modified Bottom (2.5P)	46.00	12.70	13.70	3.58	2.79	4.76	2.37	2.42	TiN
1410101400	● M3 x 0.5	D3	Bottom (1.5P)	49.20	6.20	16.00	3.58	2.79	4.76	2.75	2.80	Bright
1410101401	● M3 x 0.5	D3	Bottom (1.5P)	49.20	6.20	16.00	3.58	2.79	4.76	2.75	2.80	Steam Oxide
1410101405	● M3 x 0.5	D3	Bottom (1.5P)	49.20	6.20	16.00	3.58	2.79	4.76	2.75	2.80	TiN
1410101408	● M3 x 0.5	D3	Bottom (1.5P)	49.20	6.20	16.00	3.58	2.79	4.76	2.75	2.80	TiCN
1410101600	● M3 x 0.5	D3	Modified Bottom (2.5P)	49.20	6.20	16.00	3.58	2.79	4.76	2.75	2.80	Bright
1410101601	● M3 x 0.5	D3	Modified Bottom (2.5P)	49.20	6.20	16.00	3.58	2.79	4.76	2.75	2.80	Steam Oxide
1410101605	● M3 x 0.5	D3	Modified Bottom (2.5P)	49.20	6.20	16.00	3.58	2.79	4.76	2.75	2.80	TiN
1410101608	● M3 x 0.5	D3	Modified Bottom (2.5P)	49.20	6.20	16.00	3.58	2.79	4.76	2.75	2.80	TiCN
1410106900	● M3 x 0.5	D4	Modified Bottom (2.5P)	49.20	6.20	16.00	3.58	2.79	4.76	2.75	2.80	Bright
1410106908	● M3 x 0.5	D4	Modified Bottom (2.5P)	49.20	6.20	16.00	3.58	2.79	4.76	2.75	2.80	TiCN
1410101500	● M3 x 0.5	D5	Bottom (1.5P)	49.20	6.20	16.00	3.58	2.79	4.76	2.75	2.80	Bright
1410101501	● M3 x 0.5	D5	Bottom (1.5P)	49.20	6.20	16.00	3.58	2.79	4.76	2.75	2.80	Steam Oxide
1410101505	● M3 x 0.5	D5	Bottom (1.5P)	49.20	6.20	16.00	3.58	2.79	4.76	2.75	2.80	TiN
1410101508	● M3 x 0.5	D5	Bottom (1.5P)	49.20	6.20	16.00	3.58	2.79	4.76	2.75	2.80	TiCN
1410101700	● M3 x 0.5	D5	Modified Bottom (2.5P)	49.20	6.20	16.00	3.58	2.79	4.76	2.75	2.80	Bright
1410101701	● M3 x 0.5	D5	Modified Bottom (2.5P)	49.20	6.20	16.00	3.58	2.79	4.76	2.75	2.80	Steam Oxide
1410101705	● M3 x 0.5	D5	Modified Bottom (2.5P)	49.20	6.20	16.00	3.58	2.79	4.76	2.75	2.80	TiN
1410101708	● M3 x 0.5	D5	Modified Bottom (2.5P)	49.20	6.20	16.00	3.58	2.79	4.76	2.75	2.80	TiCN
1410110700	● M3 x 0.5	D5	Plug (4.5P)	49.20	6.20	16.00	3.58	2.79	4.76	2.75	2.80	Bright
1410106000	● M3 x 0.5	D6	Bottom (1.5P)	49.20	6.20	16.00	3.58	2.79	4.76	2.75	2.80	Bright
1410107000	● M3 x 0.5	D6	Modified Bottom (2.5P)	49.20	6.20	16.00	3.58	2.79	4.76	2.75	2.80	Bright
1410107008	● M3 x 0.5	D6	Modified Bottom (2.5P)	49.20	6.20	16.00	3.58	2.79	4.76	2.75	2.80	TiCN
1410107100	● M3 x 0.5	D7	Modified Bottom (2.5P)	49.20	6.20	16.00	3.58	2.79	4.76	2.75	2.80	Bright
1410107108	● M3 x 0.5	D7	Modified Bottom (2.5P)	49.20	6.20	16.00	3.58	2.79	4.76	2.75	2.80	TiCN
1410107200	● M3 x 0.5	D8	Modified Bottom (2.5P)	49.20	6.20	16.00	3.58	2.79	4.76	2.75	2.80	Bright

● Stocked ○ Available Upon Request; MOQ May Apply ▲ Globally Stocked
Note: Other coatings are available upon request.





List 14101 (Continued)

HY-PRO® NRT

--	--	--	--	--	--	--	--	--

EDP Number	Thread Size	Thread Limit	Chamfer Type	Overall Length	Thread Length	Neck Length	Shank Dia.	Square Width	Square Length	Tap Drill Size		Surface Treatment	
				L (mm)	Lc (mm)	L1 (mm)	d (mm)	k (mm)	lk (mm)	Min (mm)	Max (mm)		
1410107208	●	M3 x 0.5	D8	Modified Bottom (2.5P)	49.20	6.20	16.00	3.58	2.79	4.76	2.75	2.80	TiCN
1410107300	●	M3 x 0.5	D9	Modified Bottom (2.5P)	49.20	6.20	16.00	3.58	2.79	4.76	2.75	2.80	Bright
1410107308	●	M3 x 0.5	D9	Modified Bottom (2.5P)	49.20	6.20	16.00	3.58	2.79	4.76	2.75	2.80	TiCN
1410107400	●	M3 x 0.5	D10	Modified Bottom (2.5P)	49.20	6.20	16.00	3.58	2.79	4.76	2.75	2.80	Bright
1410107408	●	M3 x 0.5	D10	Modified Bottom (2.5P)	49.20	6.20	16.00	3.58	2.79	4.76	2.75	2.80	TiCN
1410107500	●	M3 x 0.5	D11	Modified Bottom (2.5P)	49.20	6.20	16.00	3.58	2.79	4.76	2.75	2.80	Bright
1410107508	●	M3 x 0.5	D11	Modified Bottom (2.5P)	49.20	6.20	16.00	3.58	2.79	4.76	2.75	2.80	TiCN
1410101800	●	M3.5 x 0.6	D4	Bottom (1.5P)	50.80	6.20	17.50	3.58	2.79	4.76	3.19	3.26	Bright
1410101801	●	M3.5 x 0.6	D4	Bottom (1.5P)	50.80	6.20	17.50	3.58	2.79	4.76	3.19	3.26	Steam Oxide
1410101805	●	M3.5 x 0.6	D4	Bottom (1.5P)	50.80	6.20	17.50	3.58	2.79	4.76	3.19	3.26	TiN
1410101808	●	M3.5 x 0.6	D4	Bottom (1.5P)	50.80	6.20	17.50	3.58	2.79	4.76	3.19	3.26	TiCN
1410102000	●	M3.5 x 0.6	D4	Modified Bottom (2.5P)	50.80	6.20	17.50	3.58	2.79	4.76	3.19	3.26	Bright
1410102001	●	M3.5 x 0.6	D4	Modified Bottom (2.5P)	50.80	6.20	17.50	3.58	2.79	4.76	3.19	3.26	Steam Oxide
1410102005	●	M3.5 x 0.6	D4	Modified Bottom (2.5P)	50.80	6.20	17.50	3.58	2.79	4.76	3.19	3.26	TiN
1410102008	●	M3.5 x 0.6	D4	Modified Bottom (2.5P)	50.80	6.20	17.50	3.58	2.79	4.76	3.19	3.26	TiCN
1410102200	●	M3.5 x 0.6	D4	Plug (4.5P)	50.80	6.20	17.50	3.58	2.79	4.76	3.19	3.26	Bright
1410102201	●	M3.5 x 0.6	D4	Plug (4.5P)	50.80	6.20	17.50	3.58	2.79	4.76	3.19	3.26	Steam Oxide
1410102205	●	M3.5 x 0.6	D4	Plug (4.5P)	50.80	6.20	17.50	3.58	2.79	4.76	3.19	3.26	TiN
1410102208	●	M3.5 x 0.6	D4	Plug (4.5P)	50.80	6.20	17.50	3.58	2.79	4.76	3.19	3.26	TiCN
1410107600	●	M3.5 x 0.6	D5	Modified Bottom (2.5P)	50.80	6.20	17.50	3.58	2.79	4.76	3.19	3.26	Bright
1410107608	●	M3.5 x 0.6	D5	Modified Bottom (2.5P)	50.80	6.20	17.50	3.58	2.79	4.76	3.19	3.26	TiCN
1410101900	●	M3.5 x 0.6	D6	Bottom (1.5P)	50.80	6.20	17.50	3.58	2.79	4.76	3.19	3.26	Bright
1410101901	●	M3.5 x 0.6	D6	Bottom (1.5P)	50.80	6.20	17.50	3.58	2.79	4.76	3.19	3.26	Steam Oxide
1410101905	●	M3.5 x 0.6	D6	Bottom (1.5P)	50.80	6.20	17.50	3.58	2.79	4.76	3.19	3.26	TiN
1410101908	●	M3.5 x 0.6	D6	Bottom (1.5P)	50.80	6.20	17.50	3.58	2.79	4.76	3.19	3.26	TiCN
1410102100	●	M3.5 x 0.6	D6	Modified Bottom (2.5P)	50.80	6.20	17.50	3.58	2.79	4.76	3.19	3.26	Bright
1410102101	●	M3.5 x 0.6	D6	Modified Bottom (2.5P)	50.80	6.20	17.50	3.58	2.79	4.76	3.19	3.26	Steam Oxide
1410102105	●	M3.5 x 0.6	D6	Modified Bottom (2.5P)	50.80	6.20	17.50	3.58	2.79	4.76	3.19	3.26	TiN
1410102108	●	M3.5 x 0.6	D6	Modified Bottom (2.5P)	50.80	6.20	17.50	3.58	2.79	4.76	3.19	3.26	TiCN
1410102300	●	M3.5 x 0.6	D6	Plug (4.5P)	50.80	6.20	17.50	3.58	2.79	4.76	3.19	3.26	Bright
1410102301	●	M3.5 x 0.6	D6	Plug (4.5P)	50.80	6.20	17.50	3.58	2.79	4.76	3.19	3.26	Steam Oxide
1410102305	●	M3.5 x 0.6	D6	Plug (4.5P)	50.80	6.20	17.50	3.58	2.79	4.76	3.19	3.26	TiN
1410102308	●	M3.5 x 0.6	D6	Plug (4.5P)	50.80	6.20	17.50	3.58	2.79	4.76	3.19	3.26	TiCN
1410107700	●	M3.5 x 0.6	D7	Modified Bottom (2.5P)	50.80	6.20	17.50	3.58	2.79	4.76	3.19	3.26	Bright
1410107708	●	M3.5 x 0.6	D7	Modified Bottom (2.5P)	50.80	6.20	17.50	3.58	2.79	4.76	3.19	3.26	TiCN
1410107800	●	M3.5 x 0.6	D8	Modified Bottom (2.5P)	50.80	6.20	17.50	3.58	2.79	4.76	3.19	3.26	Bright
1410107808	●	M3.5 x 0.6	D8	Modified Bottom (2.5P)	50.80	6.20	17.50	3.58	2.79	4.76	3.19	3.26	TiCN
1410102400	●	M4 x 0.7	D4	Bottom (1.5P)	54.00	8.40	19.60	4.27	3.33	6.35	3.64	3.71	Bright
1410102401	●	M4 x 0.7	D4	Bottom (1.5P)	54.00	8.40	19.60	4.27	3.33	6.35	3.64	3.71	Steam Oxide
1410102405	●	M4 x 0.7	D4	Bottom (1.5P)	54.00	8.40	19.60	4.27	3.33	6.35	3.64	3.71	TiN
1410102408	●	M4 x 0.7	D4	Bottom (1.5P)	54.00	8.40	19.60	4.27	3.33	6.35	3.64	3.71	TiCN
1410102600	●	M4 x 0.7	D4	Modified Bottom (2.5P)	54.00	8.40	19.60	4.27	3.33	6.35	3.64	3.71	Bright
1410102601	●	M4 x 0.7	D4	Modified Bottom (2.5P)	54.00	8.40	19.60	4.27	3.33	6.35	3.64	3.71	Steam Oxide
1410102605	●	M4 x 0.7	D4	Modified Bottom (2.5P)	54.00	8.40	19.60	4.27	3.33	6.35	3.64	3.71	TiN
1410102608	●	M4 x 0.7	D4	Modified Bottom (2.5P)	54.00	8.40	19.60	4.27	3.33	6.35	3.64	3.71	TiCN
1410102800	●	M4 x 0.7	D4	Plug (4.5P)	54.00	8.40	19.60	4.27	3.33	6.35	3.64	3.71	Bright
1410102801	●	M4 x 0.7	D4	Plug (4.5P)	54.00	8.40	19.60	4.27	3.33	6.35	3.64	3.71	Steam Oxide

● Stocked ○ Available Upon Request; MOQ May Apply ▲ Globally Stocked

Note: Other coatings are available upon request.



CONTINUED

P					M			K	N		S		H			
Steel					Stainless Steel			Cast Iron	Non-Ferrous		HRSA		Hardened Steel			
Carbon Steel			Alloy Steel	Die Steel	300	400	17-4 PH		Aluminum		Nickel Alloy	Titanium				
Low	Medium	High							6061	Casting			Inconel	6Al4V	~35 HRC	35-45 HRC
1010	1035	1065	4140					7075			(30 HRC)					
○	○	○	○	○	○	○	○	○	○	○		○				
35-100	20-50	15-25	15-25	15-20	15-40	15-40	10-25		50-90	45-100			10-15			

○ Good ○ Best



ABOUT OSG

DRILLING

THREADING

MILLING

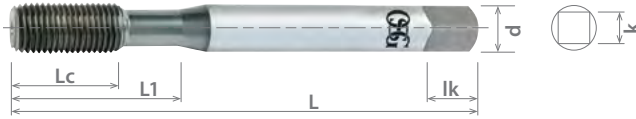
HOLDERS

INDEX



List 14101 (Continued)

HY-PRO® NRT



EDP Number	Thread Size	Thread Limit	Chamfer Type	Overall Length	Thread Length	Neck Length	Shank Dia.	Square Width	Square Length	Tap Drill Size		Surface Treatment	
				L (mm)	Lc (mm)	L1 (mm)	d (mm)	k (mm)	lk (mm)	Min (mm)	Max (mm)		
1410102805	●	M4 x 0.7	D4	Plug (4.5P)	54.00	8.40	19.60	4.27	3.33	6.35	3.64	3.71	TiN
1410102808	●	M4 x 0.7	D4	Plug (4.5P)	54.00	8.40	19.60	4.27	3.33	6.35	3.64	3.71	TiCN
1410107900	●	M4 x 0.7	D5	Modified Bottom (2.5P)	54.00	8.40	19.60	4.27	3.33	6.35	3.64	3.71	Bright
1410107908	●	M4 x 0.7	D5	Modified Bottom (2.5P)	54.00	8.40	19.60	4.27	3.33	6.35	3.64	3.71	TiCN
1410102500	●	M4 x 0.7	D6	Bottom (1.5P)	54.00	8.40	19.60	4.27	3.33	6.35	3.64	3.71	Bright
1410102501	●	M4 x 0.7	D6	Bottom (1.5P)	54.00	8.40	19.60	4.27	3.33	6.35	3.64	3.71	Steam Oxide
1410102505	●	M4 x 0.7	D6	Bottom (1.5P)	54.00	8.40	19.60	4.27	3.33	6.35	3.64	3.71	TiN
1410102508	●	M4 x 0.7	D6	Bottom (1.5P)	54.00	8.40	19.60	4.27	3.33	6.35	3.64	3.71	TiCN
1410102700	●	M4 x 0.7	D6	Modified Bottom (2.5P)	54.00	8.40	19.60	4.27	3.33	6.35	3.64	3.71	Bright
1410102701	●	M4 x 0.7	D6	Modified Bottom (2.5P)	54.00	8.40	19.60	4.27	3.33	6.35	3.64	3.71	Steam Oxide
1410102705	●	M4 x 0.7	D6	Modified Bottom (2.5P)	54.00	8.40	19.60	4.27	3.33	6.35	3.64	3.71	TiN
1410102708	●	M4 x 0.7	D6	Modified Bottom (2.5P)	54.00	8.40	19.60	4.27	3.33	6.35	3.64	3.71	TiCN
1410102900	●	M4 x 0.7	D6	Plug (4.5P)	54.00	8.40	19.60	4.27	3.33	6.35	3.64	3.71	Bright
1410102901	●	M4 x 0.7	D6	Plug (4.5P)	54.00	8.40	19.60	4.27	3.33	6.35	3.64	3.71	Steam Oxide
1410102905	●	M4 x 0.7	D6	Plug (4.5P)	54.00	8.40	19.60	4.27	3.33	6.35	3.64	3.71	TiN
1410102908	●	M4 x 0.7	D6	Plug (4.5P)	54.00	8.40	19.60	4.27	3.33	6.35	3.64	3.71	TiCN
1410108000	●	M4 x 0.7	D7	Modified Bottom (2.5P)	54.00	8.40	19.60	4.27	3.33	6.35	3.64	3.71	Bright
1410108008	●	M4 x 0.7	D7	Modified Bottom (2.5P)	54.00	8.40	19.60	4.27	3.33	6.35	3.64	3.71	TiCN
1410108100	●	M4 x 0.7	D8	Modified Bottom (2.5P)	54.00	8.40	19.60	4.27	3.33	6.35	3.64	3.71	Bright
1410108108	●	M4 x 0.7	D8	Modified Bottom (2.5P)	54.00	8.40	19.60	4.27	3.33	6.35	3.64	3.71	TiCN
1410108200	●	M4 x 0.7	D9	Modified Bottom (2.5P)	54.00	8.40	19.60	4.27	3.33	6.35	3.64	3.71	Bright
1410108208	●	M4 x 0.7	D9	Modified Bottom (2.5P)	54.00	8.40	19.60	4.27	3.33	6.35	3.64	3.71	TiCN
1410108300	●	M4 x 0.7	D10	Modified Bottom (2.5P)	54.00	8.40	19.60	4.27	3.33	6.35	3.64	3.71	Bright
1410108308	●	M4 x 0.7	D10	Modified Bottom (2.5P)	54.00	8.40	19.60	4.27	3.33	6.35	3.64	3.71	TiCN
1410108400	●	M4 x 0.7	D11	Modified Bottom (2.5P)	54.00	8.40	19.60	4.27	3.33	6.35	3.64	3.71	Bright
1410108408	●	M4 x 0.7	D11	Modified Bottom (2.5P)	54.00	8.40	19.60	4.27	3.33	6.35	3.64	3.71	TiCN
1410103000	●	M5 x 0.8	D4	Bottom (1.5P)	60.30	10.00	22.20	4.93	3.86	6.35	4.59	4.67	Bright
1410103001	●	M5 x 0.8	D4	Bottom (1.5P)	60.30	10.00	22.20	4.93	3.86	6.35	4.59	4.67	Steam Oxide
1410103005	●	M5 x 0.8	D4	Bottom (1.5P)	60.30	10.00	22.20	4.93	3.86	6.35	4.59	4.67	TiN
1410103008	●	M5 x 0.8	D4	Bottom (1.5P)	60.30	10.00	22.20	4.93	3.86	6.35	4.59	4.67	TiCN
1410103200	●	M5 x 0.8	D4	Modified Bottom (2.5P)	60.30	10.00	22.20	4.93	3.86	6.35	4.59	4.67	Bright
1410103201	●	M5 x 0.8	D4	Modified Bottom (2.5P)	60.30	10.00	22.20	4.93	3.86	6.35	4.59	4.67	Steam Oxide
1410103205	●	M5 x 0.8	D4	Modified Bottom (2.5P)	60.30	10.00	22.20	4.93	3.86	6.35	4.59	4.67	TiN
1410103208	●	M5 x 0.8	D4	Modified Bottom (2.5P)	60.30	10.00	22.20	4.93	3.86	6.35	4.59	4.67	TiCN
1410103400	●	M5 x 0.8	D4	Plug (4.5P)	60.30	10.00	22.20	4.93	3.86	6.35	4.59	4.67	Bright
1410103401	●	M5 x 0.8	D4	Plug (4.5P)	60.30	10.00	22.20	4.93	3.86	6.35	4.59	4.67	Steam Oxide
1410103405	●	M5 x 0.8	D4	Plug (4.5P)	60.30	10.00	22.20	4.93	3.86	6.35	4.59	4.67	TiN
1410103408	●	M5 x 0.8	D4	Plug (4.5P)	60.30	10.00	22.20	4.93	3.86	6.35	4.59	4.67	TiCN
1410108500	●	M5 x 0.8	D5	Modified Bottom (2.5P)	60.30	10.00	22.20	4.93	3.86	6.35	4.59	4.67	Bright
1410108508	●	M5 x 0.8	D5	Modified Bottom (2.5P)	60.30	10.00	22.20	4.93	3.86	6.35	4.59	4.67	TiCN
1410108600	●	M5 x 0.8	D6	Modified Bottom (2.5P)	60.30	10.00	22.20	4.93	3.86	6.35	4.59	4.67	Bright
1410108608	●	M5 x 0.8	D6	Modified Bottom (2.5P)	60.30	10.00	22.20	4.93	3.86	6.35	4.59	4.67	TiCN
1410103100	●	M5 x 0.8	D7	Bottom (1.5P)	60.30	10.00	22.20	4.93	3.86	6.35	4.59	4.67	Bright
1410103101	●	M5 x 0.8	D7	Bottom (1.5P)	60.30	10.00	22.20	4.93	3.86	6.35	4.59	4.67	Steam Oxide
1410103105	●	M5 x 0.8	D7	Bottom (1.5P)	60.30	10.00	22.20	4.93	3.86	6.35	4.59	4.67	TiN
1410103108	●	M5 x 0.8	D7	Bottom (1.5P)	60.30	10.00	22.20	4.93	3.86	6.35	4.59	4.67	TiCN
1410103300	●	M5 x 0.8	D7	Modified Bottom (2.5P)	60.30	10.00	22.20	4.93	3.86	6.35	4.59	4.67	Bright
1410103301	●	M5 x 0.8	D7	Modified Bottom (2.5P)	60.30	10.00	22.20	4.93	3.86	6.35	4.59	4.67	Steam Oxide
1410103305	●	M5 x 0.8	D7	Modified Bottom (2.5P)	60.30	10.00	22.20	4.93	3.86	6.35	4.59	4.67	TiN
1410103308	●	M5 x 0.8	D7	Modified Bottom (2.5P)	60.30	10.00	22.20	4.93	3.86	6.35	4.59	4.67	TiCN
1410103500	●	M5 x 0.8	D7	Plug (4.5P)	60.30	10.00	22.20	4.93	3.86	6.35	4.59	4.67	Bright
1410103501	●	M5 x 0.8	D7	Plug (4.5P)	60.30	10.00	22.20	4.93	3.86	6.35	4.59	4.67	Steam Oxide

● Stocked ○ Available Upon Request; MOQ May Apply ▲ Globally Stocked

Note: Other coatings are available upon request.



ABOUT OSG

DRILLING

THREADING

MILLING

HOLDERS

INDEX



List 14101 (Continued)

HY-PRO® NRT

--	--	--	--	--	--	--	--	--

EDP Number	Thread Size	Thread Limit	Chamfer Type	Overall Length	Thread Length	Neck Length	Shank Dia.	Square Width	Square Length	Tap Drill Size		Surface Treatment	
				L (mm)	Lc (mm)	L1 (mm)	d (mm)	k (mm)	lk (mm)	Min (mm)	Max (mm)		
1410103505	●	M5 x 0.8	D7	Plug (4.5P)	60.30	10.00	22.20	4.93	3.86	6.35	4.59	4.67	TiN
1410103508	●	M5 x 0.8	D7	Plug (4.5P)	60.30	10.00	22.20	4.93	3.86	6.35	4.59	4.67	TiCN
1410108700	●	M5 x 0.8	D8	Modified Bottom (2.5P)	60.30	10.00	22.20	4.93	3.86	6.35	4.59	4.67	Bright
1410108708	●	M5 x 0.8	D8	Modified Bottom (2.5P)	60.30	10.00	22.20	4.93	3.86	6.35	4.59	4.67	TiCN
1410108800	●	M5 x 0.8	D9	Modified Bottom (2.5P)	60.30	10.00	22.20	4.93	3.86	6.35	4.59	4.67	Bright
1410108808	●	M5 x 0.8	D9	Modified Bottom (2.5P)	60.30	10.00	22.20	4.93	3.86	6.35	4.59	4.67	TiCN
1410108900	●	M5 x 0.8	D10	Modified Bottom (2.5P)	60.30	10.00	22.20	4.93	3.86	6.35	4.59	4.67	Bright
1410108908	●	M5 x 0.8	D10	Modified Bottom (2.5P)	60.30	10.00	22.20	4.93	3.86	6.35	4.59	4.67	TiCN
1410109000	●	M5 x 0.8	D11	Modified Bottom (2.5P)	60.30	10.00	22.20	4.93	3.86	6.35	4.59	4.67	Bright
1410109008	●	M5 x 0.8	D11	Modified Bottom (2.5P)	60.30	10.00	22.20	4.93	3.86	6.35	4.59	4.67	TiCN
1410110500	●	M5 x 0.8	D14	Modified Bottom (2.5P)	60.30	10.00	22.20	4.93	3.86	6.35	4.59	4.67	Bright
1410110508	●	M5 x 0.8	D14	Modified Bottom (2.5P)	60.30	10.00	22.20	4.93	3.86	6.35	4.59	4.67	TiCN
1410103600	●	M6 x 1	D5	Bottom (1.5P)	63.50	12.00	25.40	6.48	4.85	7.94	5.49	5.59	Bright
1410103601	●	M6 x 1	D5	Bottom (1.5P)	63.50	12.00	25.40	6.48	4.85	7.94	5.49	5.59	Steam Oxide
1410103605	●	M6 x 1	D5	Bottom (1.5P)	63.50	12.00	25.40	6.48	4.85	7.94	5.49	5.59	TiN
1410103608	●	M6 x 1	D5	Bottom (1.5P)	63.50	12.00	25.40	6.48	4.85	7.94	5.49	5.59	TiCN
1410103800	●	M6 x 1	D5	Modified Bottom (2.5P)	63.50	12.00	25.40	6.48	4.85	7.94	5.49	5.59	Bright
1410103801	●	M6 x 1	D5	Modified Bottom (2.5P)	63.50	12.00	25.40	6.48	4.85	7.94	5.49	5.59	Steam Oxide
1410103805	●	M6 x 1	D5	Modified Bottom (2.5P)	63.50	12.00	25.40	6.48	4.85	7.94	5.49	5.59	TiN
1410103808	●	M6 x 1	D5	Modified Bottom (2.5P)	63.50	12.00	25.40	6.48	4.85	7.94	5.49	5.59	TiCN
1410104000	●	M6 x 1	D5	Plug (4.5P)	63.50	12.00	25.40	6.48	4.85	7.94	5.49	5.59	Bright
1410104001	●	M6 x 1	D5	Plug (4.5P)	63.50	12.00	25.40	6.48	4.85	7.94	5.49	5.59	Steam Oxide
1410104005	●	M6 x 1	D5	Plug (4.5P)	63.50	12.00	25.40	6.48	4.85	7.94	5.49	5.59	TiN
1410104008	●	M6 x 1	D5	Plug (4.5P)	63.50	12.00	25.40	6.48	4.85	7.94	5.49	5.59	TiCN
1410109100	●	M6 x 1	D6	Modified Bottom (2.5P)	63.50	12.00	25.40	6.48	4.85	7.94	5.49	5.59	Bright
1410109108	●	M6 x 1	D6	Modified Bottom (2.5P)	63.50	12.00	25.40	6.48	4.85	7.94	5.49	5.59	TiCN
1410109200	●	M6 x 1	D7	Modified Bottom (2.5P)	63.50	12.00	25.40	6.48	4.85	7.94	5.49	5.59	Bright
1410109208	●	M6 x 1	D7	Modified Bottom (2.5P)	63.50	12.00	25.40	6.48	4.85	7.94	5.49	5.59	TiCN
1410103700	●	M6 x 1	D8	Bottom (1.5P)	63.50	12.00	25.40	6.48	4.85	7.94	5.49	5.59	Bright
1410103701	●	M6 x 1	D8	Bottom (1.5P)	63.50	12.00	25.40	6.48	4.85	7.94	5.49	5.59	Steam Oxide
1410103705	●	M6 x 1	D8	Bottom (1.5P)	63.50	12.00	25.40	6.48	4.85	7.94	5.49	5.59	TiN
1410103708	●	M6 x 1	D8	Bottom (1.5P)	63.50	12.00	25.40	6.48	4.85	7.94	5.49	5.59	TiCN
1410103900	●	M6 x 1	D8	Modified Bottom (2.5P)	63.50	12.00	25.40	6.48	4.85	7.94	5.49	5.59	Bright
1410103901	●	M6 x 1	D8	Modified Bottom (2.5P)	63.50	12.00	25.40	6.48	4.85	7.94	5.49	5.59	Steam Oxide
1410103905	●	M6 x 1	D8	Modified Bottom (2.5P)	63.50	12.00	25.40	6.48	4.85	7.94	5.49	5.59	TiN
1410103908	●	M6 x 1	D8	Modified Bottom (2.5P)	63.50	12.00	25.40	6.48	4.85	7.94	5.49	5.59	TiCN
1410104100	●	M6 x 1	D8	Plug (4.5P)	63.50	12.00	25.40	6.48	4.85	7.94	5.49	5.59	Bright
1410104101	●	M6 x 1	D8	Plug (4.5P)	63.50	12.00	25.40	6.48	4.85	7.94	5.49	5.59	Steam Oxide
1410104105	●	M6 x 1	D8	Plug (4.5P)	63.50	12.00	25.40	6.48	4.85	7.94	5.49	5.59	TiN
1410104108	●	M6 x 1	D8	Plug (4.5P)	63.50	12.00	25.40	6.48	4.85	7.94	5.49	5.59	TiCN
1410109300	●	M6 x 1	D9	Modified Bottom (2.5P)	63.50	12.00	25.40	6.48	4.85	7.94	5.49	5.59	Bright
1410109308	●	M6 x 1	D9	Modified Bottom (2.5P)	63.50	12.00	25.40	6.48	4.85	7.94	5.49	5.59	TiCN
1410109400	●	M6 x 1	D10	Modified Bottom (2.5P)	63.50	12.00	25.40	6.48	4.85	7.94	5.49	5.59	Bright
1410109408	●	M6 x 1	D10	Modified Bottom (2.5P)	63.50	12.00	25.40	6.48	4.85	7.94	5.49	5.59	TiCN
1410109500	●	M6 x 1	D11	Modified Bottom (2.5P)	63.50	12.00	25.40	6.48	4.85	7.94	5.49	5.59	Bright
1410109508	●	M6 x 1	D11	Modified Bottom (2.5P)	63.50	12.00	25.40	6.48	4.85	7.94	5.49	5.59	TiCN
1410109600	●	M6 x 1	D12	Modified Bottom (2.5P)	63.50	12.00	25.40	6.48	4.85	7.94	5.49	5.59	Bright

● Stocked ○ Available Upon Request; MOQ May Apply ▲ Globally Stocked

Note: Other coatings are available upon request.



CONTINUED ➔

P					M			K	N		S		H			
Steel					Stainless Steel			Cast Iron	Non-Ferrous		HRSA		Hardened Steel			
Carbon Steel			Alloy Steel	Die Steel	300	400	17-4 PH		Aluminum		Nickel Alloy	Titanium				
Low	Medium	High							6061	Casting			Inconel	6Al4V	~35 HRC	35-45 HRC
1010 1018	1035 1045	1065	4140 4340	○				○	○	○	○	○	○	○	○	○
○	○	○	○	○	○	○	○	○	○	○	○	○	○	○	○	
35-100	20-50	15-25	15-25	15-20	15-40	15-40	10-25		50-90	45-100			10-15			


○ Good ○ Best





List 14101 (Continued)

HY-PRO® NRT



ABOUT OSG

DRILLING

THREADING

MILLING

HOLDERS

INDEX

EDP Number	Thread Size	Thread Limit	Chamfer Type	Overall Length	Thread Length	Neck Length	Shank Dia.	Square Width	Square Length	Tap Drill Size		Surface Treatment
				L (mm)	Lc (mm)	L1 (mm)	d (mm)	k (mm)	lk (mm)	Min (mm)	Max (mm)	
1410109608	M6 x 1	D12	Modified Bottom (2.5P)	63.50	12.00	25.40	6.48	4.85	7.94	5.49	5.59	TiCN
1410109700	M6 x 1	D13	Modified Bottom (2.5P)	63.50	12.00	25.40	6.48	4.85	7.94	5.49	5.59	Bright
1410109708	M6 x 1	D13	Modified Bottom (2.5P)	63.50	12.00	25.40	6.48	4.85	7.94	5.49	5.59	TiCN
1410110600	M6 x 1	D14	Modified Bottom (2.5P)	63.50	12.00	25.40	6.48	4.85	7.94	5.49	5.59	Bright
1410110608	M6 x 1	D14	Modified Bottom (2.5P)	63.50	12.00	25.40	6.48	4.85	7.94	5.49	5.59	TiCN
1410104200	M8 x 1.25	D5	Bottom (1.5P)	69.10	15.00	28.60	8.08	6.05	9.53	7.36	7.49	Bright
1410104201	M8 x 1.25	D5	Bottom (1.5P)	69.10	15.00	28.60	8.08	6.05	9.53	7.36	7.49	Steam Oxide
1410104205	M8 x 1.25	D5	Bottom (1.5P)	69.10	15.00	28.60	8.08	6.05	9.53	7.36	7.49	TiN
1410104208	M8 x 1.25	D5	Bottom (1.5P)	69.10	15.00	28.60	8.08	6.05	9.53	7.36	7.49	TiCN
1410104400	M8 x 1.25	D5	Modified Bottom (2.5P)	69.10	15.00	28.60	8.08	6.05	9.53	7.36	7.49	Bright
1410104401	M8 x 1.25	D5	Modified Bottom (2.5P)	69.10	15.00	28.60	8.08	6.05	9.53	7.36	7.49	Steam Oxide
1410104405	M8 x 1.25	D5	Modified Bottom (2.5P)	69.10	15.00	28.60	8.08	6.05	9.53	7.36	7.49	TiN
1410104408	M8 x 1.25	D5	Modified Bottom (2.5P)	69.10	15.00	28.60	8.08	6.05	9.53	7.36	7.49	TiCN
1410104600	M8 x 1.25	D5	Plug (4.5P)	69.10	15.00	28.60	8.08	6.05	9.53	7.36	7.49	Bright
1410104601	M8 x 1.25	D5	Plug (4.5P)	69.10	15.00	28.60	8.08	6.05	9.53	7.36	7.49	Steam Oxide
1410104605	M8 x 1.25	D5	Plug (4.5P)	69.10	15.00	28.60	8.08	6.05	9.53	7.36	7.49	TiN
1410104608	M8 x 1.25	D5	Plug (4.5P)	69.10	15.00	28.60	8.08	6.05	9.53	7.36	7.49	TiCN
1410104300	M8 x 1.25	D9	Bottom (1.5P)	69.10	15.00	28.60	8.08	6.05	9.53	7.36	7.49	Bright
1410104301	M8 x 1.25	D9	Bottom (1.5P)	69.10	15.00	28.60	8.08	6.05	9.53	7.36	7.49	Steam Oxide
1410104305	M8 x 1.25	D9	Bottom (1.5P)	69.10	15.00	28.60	8.08	6.05	9.53	7.36	7.49	TiN
1410104308	M8 x 1.25	D9	Bottom (1.5P)	69.10	15.00	28.60	8.08	6.05	9.53	7.36	7.49	TiCN
1410104500	M8 x 1.25	D9	Modified Bottom (2.5P)	69.10	15.00	28.60	8.08	6.05	9.53	7.36	7.49	Bright
1410104501	M8 x 1.25	D9	Modified Bottom (2.5P)	69.10	15.00	28.60	8.08	6.05	9.53	7.36	7.49	Steam Oxide
1410104505	M8 x 1.25	D9	Modified Bottom (2.5P)	69.10	15.00	28.60	8.08	6.05	9.53	7.36	7.49	TiN
1410104508	M8 x 1.25	D9	Modified Bottom (2.5P)	69.10	15.00	28.60	8.08	6.05	9.53	7.36	7.49	TiCN
1410104700	M8 x 1.25	D9	Plug (4.5P)	69.10	15.00	28.60	8.08	6.05	9.53	7.36	7.49	Bright
1410104701	M8 x 1.25	D9	Plug (4.5P)	69.10	15.00	28.60	8.08	6.05	9.53	7.36	7.49	Steam Oxide
1410104705	M8 x 1.25	D9	Plug (4.5P)	69.10	15.00	28.60	8.08	6.05	9.53	7.36	7.49	TiN
1410104708	M8 x 1.25	D9	Plug (4.5P)	69.10	15.00	28.60	8.08	6.05	9.53	7.36	7.49	TiCN
1410104800	M10 x 1.5	D6	Bottom (1.5P)	74.60	18.00	31.80	9.68	7.26	11.11	9.24	9.39	Bright
1410104801	M10 x 1.5	D6	Bottom (1.5P)	74.60	18.00	31.80	9.68	7.26	11.11	9.24	9.39	Steam Oxide
1410104805	M10 x 1.5	D6	Bottom (1.5P)	74.60	18.00	31.80	9.68	7.26	11.11	9.24	9.39	TiN
1410104808	M10 x 1.5	D6	Bottom (1.5P)	74.60	18.00	31.80	9.68	7.26	11.11	9.24	9.39	TiCN
1410105000	M10 x 1.5	D6	Modified Bottom (2.5P)	74.60	18.00	31.80	9.68	7.26	11.11	9.24	9.39	Bright
1410105001	M10 x 1.5	D6	Modified Bottom (2.5P)	74.60	18.00	31.80	9.68	7.26	11.11	9.24	9.39	Steam Oxide
1410105005	M10 x 1.5	D6	Modified Bottom (2.5P)	74.60	18.00	31.80	9.68	7.26	11.11	9.24	9.39	TiN
1410105008	M10 x 1.5	D6	Modified Bottom (2.5P)	74.60	18.00	31.80	9.68	7.26	11.11	9.24	9.39	TiCN
1410105200	M10 x 1.5	D6	Plug (4.5P)	74.60	18.00	31.80	9.68	7.26	11.11	9.24	9.39	Bright
1410105201	M10 x 1.5	D6	Plug (4.5P)	74.60	18.00	31.80	9.68	7.26	11.11	9.24	9.39	Steam Oxide
1410105205	M10 x 1.5	D6	Plug (4.5P)	74.60	18.00	31.80	9.68	7.26	11.11	9.24	9.39	TiN
1410105208	M10 x 1.5	D6	Plug (4.5P)	74.60	18.00	31.80	9.68	7.26	11.11	9.24	9.39	TiCN
1410109800	M10 x 1.5	D7	Modified Bottom (2.5P)	74.60	18.00	31.80	9.68	7.26	11.11	9.24	9.39	Bright
1410109808	M10 x 1.5	D7	Modified Bottom (2.5P)	74.60	18.00	31.80	9.68	7.26	11.11	9.24	9.39	TiCN
1410109900	M10 x 1.5	D8	Modified Bottom (2.5P)	74.60	18.00	31.80	9.68	7.26	11.11	9.24	9.39	Bright
1410109908	M10 x 1.5	D8	Modified Bottom (2.5P)	74.60	18.00	31.80	9.68	7.26	11.11	9.24	9.39	TiCN
1410110000	M10 x 1.5	D9	Modified Bottom (2.5P)	74.60	18.00	31.80	9.68	7.26	11.11	9.24	9.39	Bright
1410110008	M10 x 1.5	D9	Modified Bottom (2.5P)	74.60	18.00	31.80	9.68	7.26	11.11	9.24	9.39	TiCN
1410104900	M10 x 1.5	D10	Bottom (1.5P)	74.60	18.00	31.80	9.68	7.26	11.11	9.24	9.39	Bright
1410104901	M10 x 1.5	D10	Bottom (1.5P)	74.60	18.00	31.80	9.68	7.26	11.11	9.24	9.39	Steam Oxide
1410104905	M10 x 1.5	D10	Bottom (1.5P)	74.60	18.00	31.80	9.68	7.26	11.11	9.24	9.39	TiN
1410104908	M10 x 1.5	D10	Bottom (1.5P)	74.60	18.00	31.80	9.68	7.26	11.11	9.24	9.39	TiCN
1410105100	M10 x 1.5	D10	Modified Bottom (2.5P)	74.60	18.00	31.80	9.68	7.26	11.11	9.24	9.39	Bright

● Stocked ○ Available Upon Request; MOQ May Apply ▲ Globally Stocked
Note: Other coatings are available upon request.





List 14101 (Continued)

HY-PRO® NRT

FORMING	HSS-Co	BR	S/O	TIN	C/1.5P	C/2.5P	C/4.5P	PACKED 1 PIECE
---------	--------	----	-----	-----	--------	--------	--------	-------------------

EDP Number	Thread Size	Thread Limit	Chamfer Type	Overall Length	Thread Length	Neck Length	Shank Dia.	Square Width	Square Length	Tap Drill Size		Surface Treatment	
				L (mm)	Lc (mm)	L1 (mm)	d (mm)	k (mm)	lk (mm)	Min (mm)	Max (mm)		
1410105101	●	M10 x 1.5	D10	Modified Bottom (2.5P)	74.60	18.00	31.80	9.68	7.26	11.11	9.24	9.39	Steam Oxide
1410105105	●	M10 x 1.5	D10	Modified Bottom (2.5P)	74.60	18.00	31.80	9.68	7.26	11.11	9.24	9.39	TiN
1410105108	●	M10 x 1.5	D10	Modified Bottom (2.5P)	74.60	18.00	31.80	9.68	7.26	11.11	9.24	9.39	TiCN
1410105300	●	M10 x 1.5	D10	Plug (4.5P)	74.60	18.00	31.80	9.68	7.26	11.11	9.24	9.39	Bright
1410105301	●	M10 x 1.5	D10	Plug (4.5P)	74.60	18.00	31.80	9.68	7.26	11.11	9.24	9.39	Steam Oxide
1410105305	●	M10 x 1.5	D10	Plug (4.5P)	74.60	18.00	31.80	9.68	7.26	11.11	9.24	9.39	TiN
1410105308	●	M10 x 1.5	D10	Plug (4.5P)	74.60	18.00	31.80	9.68	7.26	11.11	9.24	9.39	TiCN
1410110100	●	M10 x 1.5	D11	Modified Bottom (2.5P)	74.60	18.00	31.80	9.68	7.26	11.11	9.24	9.39	Bright
1410110108	●	M10 x 1.5	D11	Modified Bottom (2.5P)	74.60	18.00	31.80	9.68	7.26	11.11	9.24	9.39	TiCN
1410110200	●	M10 x 1.5	D12	Modified Bottom (2.5P)	74.60	18.00	31.80	9.68	7.26	11.11	9.24	9.39	Bright
1410110208	●	M10 x 1.5	D12	Modified Bottom (2.5P)	74.60	18.00	31.80	9.68	7.26	11.11	9.24	9.39	TiCN
1410110300	●	M10 x 1.5	D13	Modified Bottom (2.5P)	74.60	18.00	31.80	9.68	7.26	11.11	9.24	9.39	Bright
1410110308	●	M10 x 1.5	D13	Modified Bottom (2.5P)	74.60	18.00	31.80	9.68	7.26	11.11	9.24	9.39	TiCN
1410105400	●	M12 x 1.75	D6	Bottom (1.5P)	85.70	21.00	49.10	9.32	6.99	11.11	11.11	11.29	Bright
1410105401	●	M12 x 1.75	D6	Bottom (1.5P)	85.70	21.00	49.10	9.32	6.99	11.11	11.11	11.29	Steam Oxide
1410105405	●	M12 x 1.75	D6	Bottom (1.5P)	85.70	21.00	49.10	9.32	6.99	11.11	11.11	11.29	TiN
1410105408	●	M12 x 1.75	D6	Bottom (1.5P)	85.70	21.00	49.10	9.32	6.99	11.11	11.11	11.29	TiCN
1410105600	●	M12 x 1.75	D6	Modified Bottom (2.5P)	85.70	21.00	49.10	9.32	6.99	11.11	11.11	11.29	Bright
1410105601	●	M12 x 1.75	D6	Modified Bottom (2.5P)	85.70	21.00	49.10	9.32	6.99	11.11	11.11	11.29	Steam Oxide
1410105605	●	M12 x 1.75	D6	Modified Bottom (2.5P)	85.70	21.00	49.10	9.32	6.99	11.11	11.11	11.29	TiN
1410105608	●	M12 x 1.75	D6	Modified Bottom (2.5P)	85.70	21.00	49.10	9.32	6.99	11.11	11.11	11.29	TiCN
1410105800	●	M12 x 1.75	D6	Plug (4.5P)	85.70	21.00	49.10	9.32	6.99	11.11	11.11	11.29	Bright
1410105801	●	M12 x 1.75	D6	Plug (4.5P)	85.70	21.00	49.10	9.32	6.99	11.11	11.11	11.29	Steam Oxide
1410105805	●	M12 x 1.75	D6	Plug (4.5P)	85.70	21.00	49.10	9.32	6.99	11.11	11.11	11.29	TiN
1410105808	●	M12 x 1.75	D6	Plug (4.5P)	85.70	21.00	49.10	9.32	6.99	11.11	11.11	11.29	TiCN
1410105500	●	M12 x 1.75	D11	Bottom (1.5P)	85.70	21.00	49.10	9.32	6.99	11.11	11.11	11.29	Bright
1410105501	●	M12 x 1.75	D11	Bottom (1.5P)	85.70	21.00	49.10	9.32	6.99	11.11	11.11	11.29	Steam Oxide
1410105505	●	M12 x 1.75	D11	Bottom (1.5P)	85.70	21.00	49.10	9.32	6.99	11.11	11.11	11.29	TiN
1410105508	●	M12 x 1.75	D11	Bottom (1.5P)	85.70	21.00	49.10	9.32	6.99	11.11	11.11	11.29	TiCN
1410105700	●	M12 x 1.75	D11	Modified Bottom (2.5P)	85.70	21.00	49.10	9.32	6.99	11.11	11.11	11.29	Bright
1410105701	●	M12 x 1.75	D11	Modified Bottom (2.5P)	85.70	21.00	49.10	9.32	6.99	11.11	11.11	11.29	Steam Oxide
1410105705	●	M12 x 1.75	D11	Modified Bottom (2.5P)	85.70	21.00	49.10	9.32	6.99	11.11	11.11	11.29	TiN
1410105708	●	M12 x 1.75	D11	Modified Bottom (2.5P)	85.70	21.00	49.10	9.32	6.99	11.11	11.11	11.29	TiCN
1410105900	●	M12 x 1.75	D11	Plug (4.5P)	85.70	21.00	49.10	9.32	6.99	11.11	11.11	11.29	Bright
1410105901	●	M12 x 1.75	D11	Plug (4.5P)	85.70	21.00	49.10	9.32	6.99	11.11	11.11	11.29	Steam Oxide
1410105905	●	M12 x 1.75	D11	Plug (4.5P)	85.70	21.00	49.10	9.32	6.99	11.11	11.11	11.29	TiN
1410105908	●	M12 x 1.75	D11	Plug (4.5P)	85.70	21.00	49.10	9.32	6.99	11.11	11.11	11.29	TiCN

● Stocked ○ Available Upon Request; MOQ May Apply ▲ Globally Stocked

Note: Other coatings are available upon request.



P					M			K	N		S		H			
Steel					Stainless Steel			Cast Iron	Non-Ferrous		HRSA		Hardened Steel			
Carbon Steel			Alloy Steel	Die Steel	Aluminum		Nickel Alloy		Titanium							
Low	Medium	High			6061 7075	Casting				Inconel	6Al4V (30 HRC)	~35 HRC	35-45 HRC	45-50 HRC	50-70 HRC	
1010 1018	1035 1045	1065	4140 4340	○	○	○	○	○	○			○				
35-100	20-50	15-25	15-25	15-20	15-40	15-40	10-25		50-90	45-100			10-15			

○ Good ○ Best






HY-PRO® SEVEN

General Purpose Class of Fit Taps

List 285

HY-PRO® SEVEN NRT



EDP Number	Thread Size	Class of Fit	Overall Length	Thread Length	Neck Length	Shank Dia.	Square Width	Square Length	Tap Drill Size		Surface Treatment	
			L (Inch)	Lc (Inch)	L1 (Inch)	d (Inch)	k (Inch)	lk (Inch)	Min (Inch)	Max (Inch)		
2864200	●	No. 0 - 80 UNF	2B	1.625	0.317	0.357	0.141	0.110	0.188	0.054	0.055	Bright
2864208	●	No. 0 - 80 UNF	2B	1.625	0.317	0.357	0.141	0.110	0.188	0.054	0.055	TiCN
2864205	●	No. 0 - 80 UNF	2B	1.625	0.317	0.357	0.141	0.110	0.188	0.054	0.055	TiN
2864400	●	No. 2 - 56 UNC	2B	1.750	0.437	0.476	0.141	0.110	0.188	0.077	0.079	Bright
2864408	●	No. 2 - 56 UNC	2B	1.750	0.437	0.476	0.141	0.110	0.188	0.077	0.079	TiCN
2864405	●	No. 2 - 56 UNC	2B	1.750	0.437	0.476	0.141	0.110	0.188	0.077	0.079	TiN
2864600	●	No. 3 - 48 UNC	2B	1.813	0.496	0.535	0.141	0.110	0.188	0.088	0.091	Bright
2864608	●	No. 3 - 48 UNC	2B	1.813	0.496	0.535	0.141	0.110	0.188	0.088	0.091	TiCN
2864605	●	No. 3 - 48 UNC	2B	1.813	0.496	0.535	0.141	0.110	0.188	0.088	0.091	TiN
2864800	●	No. 4 - 40 UNC	2B	1.875	0.295	0.559	0.141	0.110	0.188	0.099	0.102	Bright
2864808	●	No. 4 - 40 UNC	2B	1.875	0.295	0.559	0.141	0.110	0.188	0.099	0.102	TiCN
2864805	●	No. 4 - 40 UNC	2B	1.875	0.295	0.559	0.141	0.110	0.188	0.099	0.102	TiN
2865000	●	No. 6 - 32 UNC	2B	2.000	0.370	0.685	0.141	0.110	0.188	0.122	0.125	Bright
2865008	●	No. 6 - 32 UNC	2B	2.000	0.370	0.685	0.141	0.110	0.188	0.122	0.125	TiCN
2865005	●	No. 6 - 32 UNC	2B	2.000	0.370	0.685	0.141	0.110	0.188	0.122	0.125	TiN
2865200	●	No. 8 - 32 UNC	2B	2.125	0.374	0.752	0.168	0.131	0.250	0.148	0.151	Bright
2865208	●	No. 8 - 32 UNC	2B	2.125	0.374	0.752	0.168	0.131	0.250	0.148	0.151	TiCN
2865205	●	No. 8 - 32 UNC	2B	2.125	0.374	0.752	0.168	0.131	0.250	0.148	0.151	TiN
2865400	●	No. 10 - 24 UNC	2B	2.375	0.492	0.866	0.194	0.152	0.250	0.169	0.173	Bright
2865408	●	No. 10 - 24 UNC	2B	2.375	0.492	0.866	0.194	0.152	0.250	0.169	0.173	TiCN
2865405	●	No. 10 - 24 UNC	2B	2.375	0.492	0.866	0.194	0.152	0.250	0.169	0.173	TiN
2865600	●	No. 10 - 32 UNF	2B	2.375	0.492	0.866	0.194	0.152	0.250	0.174	0.177	Bright
2865608	●	No. 10 - 32 UNF	2B	2.375	0.492	0.866	0.194	0.152	0.250	0.174	0.177	TiCN
2865605	●	No. 10 - 32 UNF	2B	2.375	0.492	0.866	0.194	0.152	0.250	0.174	0.177	TiN
2865800	●	1/4 - 20 UNC	2B	2.500	0.594	0.996	0.255	0.191	0.313	0.225	0.230	Bright
2865808	●	1/4 - 20 UNC	2B	2.500	0.594	0.996	0.255	0.191	0.313	0.225	0.230	TiCN
2865805	●	1/4 - 20 UNC	2B	2.500	0.594	0.996	0.255	0.191	0.313	0.225	0.230	TiN
2866000	●	1/4 - 28 UNF	2B	2.500	0.594	0.996	0.255	0.191	0.313	0.232	0.235	Bright
2866008	●	1/4 - 28 UNF	2B	2.500	0.594	0.996	0.255	0.191	0.313	0.232	0.235	TiCN
2866005	●	1/4 - 28 UNF	2B	2.500	0.594	0.996	0.255	0.191	0.313	0.232	0.235	TiN
2866200	●	5/16 - 18 UNC	2B	2.719	0.665	1.126	0.318	0.238	0.375	0.284	0.290	Bright
2866208	●	5/16 - 18 UNC	2B	2.719	0.665	1.126	0.318	0.238	0.375	0.284	0.290	TiCN
2866205	●	5/16 - 18 UNC	2B	2.719	0.665	1.126	0.318	0.238	0.375	0.284	0.290	TiN
2866400	●	5/16 - 24 UNF	2B	2.719	0.665	1.126	0.318	0.238	0.375	0.291	0.296	Bright
2866408	●	5/16 - 24 UNF	2B	2.719	0.665	1.126	0.318	0.238	0.375	0.291	0.296	TiCN
2866405	●	5/16 - 24 UNF	2B	2.719	0.665	1.126	0.318	0.238	0.375	0.291	0.296	TiN
2866600	●	3/8 - 16 UNC	2B	2.938	0.752	1.252	0.381	0.286	0.438	0.343	0.350	Bright
2866608	●	3/8 - 16 UNC	2B	2.938	0.752	1.252	0.381	0.286	0.438	0.343	0.350	TiCN
2866605	●	3/8 - 16 UNC	2B	2.938	0.752	1.252	0.381	0.286	0.438	0.343	0.350	TiN
2866800	●	3/8 - 24 UNF	2B	2.938	0.752	1.252	0.381	0.286	0.438	0.354	0.358	Bright
2866808	●	3/8 - 24 UNF	2B	2.938	0.752	1.252	0.381	0.286	0.438	0.354	0.358	TiCN
2866805	●	3/8 - 24 UNF	2B	2.938	0.752	1.252	0.381	0.286	0.438	0.354	0.358	TiN
2867000	●	7/16 - 14 UNC	2B	3.156	0.858	1.713	0.323	0.242	0.406	0.401	0.408	Bright
2867008	●	7/16 - 14 UNC	2B	3.156	0.858	1.713	0.323	0.242	0.406	0.401	0.408	TiCN
2867005	●	7/16 - 14 UNC	2B	3.156	0.858	1.713	0.323	0.242	0.406	0.401	0.408	TiN
2867200	●	7/16 - 20 UNF	2B	3.156	0.858	1.713	0.323	0.242	0.406	0.412	0.417	Bright
2867208	●	7/16 - 20 UNF	2B	3.156	0.858	1.713	0.323	0.242	0.406	0.412	0.417	TiCN
2867205	●	7/16 - 20 UNF	2B	3.156	0.858	1.713	0.323	0.242	0.406	0.412	0.417	TiN
2867400	●	1/2 - 13 UNC	2B	3.375	0.921	1.933	0.367	0.275	0.438	0.461	0.469	Bright
2867408	●	1/2 - 13 UNC	2B	3.375	0.921	1.933	0.367	0.275	0.438	0.461	0.469	TiCN
2867405	●	1/2 - 13 UNC	2B	3.375	0.921	1.933	0.367	0.275	0.438	0.461	0.469	TiN

● Stocked ○ Available Upon Request; MOQ May Apply ▲ Globally Stocked

Note: Other coatings are available upon request. See page 784 for tap drill recommendations.



ABOUT OSG

DRILLING

THREADING

MILLING

HOLDERS

INDEX





List 285 (Continued)

HY-PRO® SEVEN NRT

FORMING	HSS	BR	TiCN	TiN	C/2.25P	PACKED 1 PIECE
---------	-----	----	------	-----	---------	-------------------

EDP Number	Thread Size	Class of Fit	Overall Length	Thread Length	Neck Length	Shank Dia.	Square Width	Square Length	Tap Drill Size		Surface Treatment	
			L (Inch)	Lc (Inch)	L1 (Inch)	d (Inch)	k (Inch)	lk (Inch)	Min (Inch)	Max (Inch)		
2867600	●	1/2 - 20 UNF	2B	3.375	0.921	1.933	0.367	0.275	0.438	0.475	0.480	Bright
2867608	●	1/2 - 20 UNF	2B	3.375	0.921	1.933	0.367	0.275	0.438	0.475	0.480	TiCN
2867605	●	1/2 - 20 UNF	2B	3.375	0.921	1.933	0.367	0.275	0.438	0.475	0.480	TiN

● Stocked ○ Available Upon Request; MOQ May Apply ▲ Globally Stocked

Note: Other coatings are available upon request. See page 784 for tap drill recommendations.



ABOUT OSG

DRILLING

THREADING

MILLING

HOLDERS

INDEX

P					M			K	N		S		H				
Steel					Stainless Steel			Cast Iron	Non-Ferrous		HRSA		Hardened Steel				
Carbon Steel			Alloy Steel	Die Steel	Aluminum		Nickel Alloy		Titanium								
Low	Medium	High			6061	7075				Casting	Inconel	6Al4V (30 HRC)	~35 HRC	35-45 HRC	45-50 HRC	50-70 HRC	
1010	1035	1065	4140	4340	300	400	17-4 PH		6061	7075	Casting	Inconel	6Al4V (30 HRC)	~35 HRC	35-45 HRC	45-50 HRC	50-70 HRC
1018	1045								○	○							
35-100 SFM	20-50 SFM								45-100 SFM	45-100 SFM							

○ Good ○ Best






HY-PRO® SEVEN

General Purpose Class of Fit Taps

List 286

HY-PRO® SEVEN NRT

FORMING	HSS	BR	TiCN	TiN	C/2.25P	PACKED 1 PIECE
---------	-----	----	------	-----	---------	-------------------



EDP Number	Thread Size	Class of Fit	Overall Length	Thread Length	Neck Length	Shank Dia.	Square Width	Square Length	Tap Drill Size		Surface Treatment	
			L (mm)	Lc (mm)	L1 (mm)	d (mm)	k (mm)	lk (mm)	Min (mm)	Max (mm)		
2868100	●	M3 x 0.5	6H	50.00	6.00	16.00	3.58	2.79	4.76	2.75	2.80	Bright
2868108	●	M3 x 0.5	6H	50.00	6.00	16.00	3.58	2.79	4.76	2.75	2.80	TiCN
2868105	●	M3 x 0.5	6H	50.00	6.00	16.00	3.58	2.79	4.76	2.75	2.80	TiN
2868300	●	M4 x 0.7	6H	55.00	8.40	19.10	4.27	3.33	6.35	3.64	3.71	Bright
2868308	●	M4 x 0.7	6H	55.00	8.40	19.10	4.27	3.33	6.35	3.64	3.71	TiCN
2868305	●	M4 x 0.7	6H	55.00	8.40	19.10	4.27	3.33	6.35	3.64	3.71	TiN
2868500	●	M5 x 0.8	6H	62.00	9.60	22.20	4.93	3.86	6.35	4.59	4.67	Bright
2868508	●	M5 x 0.8	6H	62.00	9.60	22.20	4.93	3.86	6.35	4.59	4.67	TiCN
2868505	●	M5 x 0.8	6H	62.00	9.60	22.20	4.93	3.86	6.35	4.59	4.67	TiN
2868700	●	M6 x 1	6H	65.00	12.00	25.40	6.48	4.85	7.30	5.49	5.59	Bright
2868708	●	M6 x 1	6H	65.00	12.00	25.40	6.48	4.85	7.30	5.49	5.59	TiCN
2868705	●	M6 x 1	6H	65.00	12.00	25.40	6.48	4.85	7.30	5.49	5.59	TiN
2868900	●	M8 x 1.25	6H	75.00	15.00	28.60	8.08	6.05	8.70	7.36	7.49	Bright
2868908	●	M8 x 1.25	6H	75.00	15.00	28.60	8.08	6.05	8.70	7.36	7.49	TiCN
2868905	●	M8 x 1.25	6H	75.00	15.00	28.60	8.08	6.05	8.70	7.36	7.49	TiN
2869100	●	M10 x 1.5	6H	82.00	18.00	31.80	9.68	7.26	10.10	9.24	9.39	Bright
2869108	●	M10 x 1.5	6H	82.00	18.00	31.80	9.68	7.26	10.10	9.24	9.39	TiCN
2869105	●	M10 x 1.5	6H	82.00	18.00	31.80	9.68	7.26	10.10	9.24	9.39	TiN
2869300	●	M12 x 1.75	6H	85.00	21.00	49.10	9.32	6.99	11.11	11.11	11.29	Bright
2869308	●	M12 x 1.75	6H	85.00	21.00	49.10	9.32	6.99	11.11	11.11	11.29	TiCN
2869305	●	M12 x 1.75	6H	85.00	21.00	49.10	9.32	6.99	11.11	11.11	11.29	TiN

● Stocked ○ Available Upon Request; MOQ May Apply ▲ Globally Stocked

Note: Other coatings are available upon request. See page 784 for tap drill recommendations.



P					M			K Cast Iron	N		S		H			
Steel					Stainless Steel				Non-Ferrous		HRSA		Hardened Steel			
Carbon Steel			Alloy Steel 4140 4340	Die Steel					Aluminum		Nickel Alloy Inconel	Titanium 6Al4V (30 HRC)				
Low 1010 1018	Medium 1035 1045	High 1065			300	400	17-4 PH		6061 7075	Casting			~35 HRC	35-45 HRC	45-50 HRC	50-70 HRC
○	○							○	○							
35-100 SFM	20-50 SFM							45-100 SFM	45-100 SFM							

○ Good ○ Best

ABOUT OSG

DRILLING

THREADING

MILLING

HOLDERS

INDEX






List 16605

A BRAND A-CSF, DIN Overall Length



SPIRAL FLUTE	CARBIDE	BR	3 FLUTE	C/1.5P	C/2.5P	15°	PACKED 1 PIECE
--------------	---------	----	---------	--------	--------	-----	-------------------



EDP Number	Thread Size	Thread Limit	Chamfer Type	Overall Length	Thread Length	Neck Length	Shank Dia.	Square Width	Square Length	
				L (Inch)	Lc (Inch)	L1 (Inch)	d (Inch)	k (Inch)	lk (Inch)	
1660500100	●	1/4 - 20 UNC	H5	Bottom (1.5P)	3.140	0.598	1.181	0.255	0.191	0.313
1660500000	●	1/4 - 20 UNC	H5	Modified Bottom (2.5P)	3.140	0.598	1.181	0.255	0.191	0.313
1660500300	●	1/4 - 28 UNF	H4	Bottom (1.5P)	3.140	0.598	1.181	0.255	0.191	0.313
1660500200	●	1/4 - 28 UNF	H4	Modified Bottom (2.5P)	3.140	0.598	1.181	0.255	0.191	0.313
1660500500	●	5/16 - 18 UNC	H5	Bottom (1.5P)	3.540	0.665	1.377	0.318	0.238	0.375
1660500400	●	5/16 - 18 UNC	H5	Modified Bottom (2.5P)	3.540	0.665	1.377	0.318	0.238	0.375
1660500700	●	3/8 - 16 UNC	H5	Bottom (1.5P)	3.930	0.751	1.377	0.381	0.286	0.438
1660500600	●	3/8 - 16 UNC	H5	Modified Bottom (2.5P)	3.930	0.751	1.377	0.381	0.286	0.438
1660500900	●	7/16 - 14 UNC	H5	Bottom (1.5P)	3.930	0.858	-	0.323	0.242	0.406
1660500800	●	7/16 - 14 UNC	H5	Modified Bottom (2.5P)	3.930	0.858	-	0.323	0.242	0.406
1660501100	●	1/2 - 13 UNC	H5	Bottom (1.5P)	4.330	0.921	-	0.367	0.275	0.438
1660501000	●	1/2 - 13 UNC	H5	Modified Bottom (2.5P)	4.330	0.921	-	0.367	0.275	0.438

● Stocked ○ Available Upon Request; MOQ May Apply ▲ Globally Stocked

Note: Other coatings are available upon request.
Reduce SFM 50% - 70% while using external coolant.



ABOUT OSG

DRILLING

THREADING

MILLING

HOLDERS

INDEX

P					M			K	N		S		H					
Steel					Stainless Steel			Cast Iron	Non-Ferrous		HRSA		Hardened Steel					
Carbon Steel			Alloy Steel	Die Steel	Aluminum		Nickel Alloy		Titanium									
Low	Medium	High			6061	7075				Casting	Inconel	6Al4V (30 HRC)	~35 HRC	35-45 HRC	45-50 HRC	50-70 HRC		
1010	1035	1045	1065	4140	4340													
						300	400	17-4 PH										
									○	○	○							
									15-50 SFM	30-330 SFM	30-330 SFM							

○ Good ⊙ Best





A Brand A-CSF

Advanced Performance Carbide Coolant-Through Taps for Cast Iron and Aluminum Alloy

ABOUT OSG

DRILLING

THREADING


MILLING

HOLDERS

INDEX

List 16600

A BRAND A-CSF, DIN Overall Length



EDP Number	Thread Size	Thread Limit	Chamfer Type	Overall Length	Thread Length	Neck Length	Shank Dia.	Square Width	Square Length	
				L (mm)	Lc (mm)	L1 (mm)	d (mm)	k (mm)	lk (mm)	
1660000000	●	M5 x 0.8	D4	Bottom (1.5P)	70.00	10.00	25.00	4.93	3.86	6.35
1660000100	●	M5 x 0.8	D4	Modified Bottom (2.5P)	70.00	10.00	25.00	4.93	3.86	6.35
1660000200	●	M6 x 1	D5	Bottom (1.5P)	80.00	12.00	31.00	6.48	4.85	7.94
1660000300	●	M6 x 1	D5	Modified Bottom (2.5P)	80.00	12.00	31.00	6.48	4.85	7.94
1660000400	●	M8 x 1.25	D5	Bottom (1.5P)	90.00	15.00	35.00	8.08	6.05	9.53
1660000500	●	M8 x 1.25	D5	Modified Bottom (2.5P)	90.00	15.00	35.00	8.08	6.05	9.53
1660000800	●	M10 x 1.25	D5	Bottom (1.5P)	100.00	18.00	39.00	9.68	7.26	11.11
1660000900	●	M10 x 1.25	D5	Modified Bottom (2.5P)	100.00	18.00	39.00	9.68	7.26	11.11
1660000600	●	M10 x 1.5	D6	Bottom (1.5P)	100.00	18.00	39.00	9.68	7.26	11.11
1660000700	●	M10 x 1.5	D6	Modified Bottom (2.5P)	100.00	18.00	39.00	9.68	7.26	11.11
1660001000	●	M12 x 1.75	D6	Bottom (1.5P)	110.00	21.00	-	9.32	6.99	11.11
1660001100	●	M12 x 1.75	D6	Modified Bottom (2.5P)	110.00	21.00	-	9.32	6.99	11.11

● Stocked ○ Available Upon Request; MOQ May Apply ▲ Globally Stocked

Note: Other coatings are available upon request. Note: Reduce SFM 50% - 70% while using external coolant.



P					M			K	N		S		H						
Steel					Stainless Steel			Cast Iron	Non-Ferrous		HRSA		Hardened Steel						
Carbon Steel			Alloy Steel	Die Steel	Aluminum		Nickel Alloy		Titanium										
Low	Medium	High			6061	7075				Casting	Inconel	6Al4V (30 HRC)	~35 HRC	35-45 HRC	45-50 HRC	50-70 HRC			
1010	1035	1045	1065	4140	4340														
						300	400	17-4 PH											
									15-50 SFM	30-330 SFM	30-330 SFM								

○ Good ⊙ Best






List 16505

A BRAND A-SFT, DIN Overall Length

A SPIRAL FLUTE VC10 V C/1.5P C/2.5P 45° PACKED 1 PIECE



EDP Number	Thread Size	Thread Limit	Chamfer Type	Overall Length	Thread Length	Neck Length	Shank Dia.	Square Width	Square Length	Number of Flutes
				L (Inch)	Lc (Inch)	L1 (Inch)	d (Inch)	k (Inch)	lk (Inch)	
1650508908	● No. 4 - 40 UNC	H2	Bottom (1.5P)	2.205	0.196	0.740	0.141	0.110	0.188	2
1650500108	● No. 4 - 40 UNC	H2	Modified Bottom (2.5P)	2.205	0.196	0.740	0.141	0.110	0.188	2
1650509008	● No. 4 - 48 UNF	H2	Bottom (1.5P)	2.205	0.196	0.740	0.141	0.110	0.188	2
1650500208	● No. 4 - 48 UNF	H2	Modified Bottom (2.5P)	2.205	0.196	0.740	0.141	0.110	0.188	2
1650509108	● No. 5 - 40 UNC	H2	Bottom (1.5P)	2.205	0.200	0.780	0.141	0.110	0.188	2
1650500308	● No. 5 - 40 UNC	H2	Modified Bottom (2.5P)	2.205	0.200	0.780	0.141	0.110	0.188	2
1650509208	● No. 5 - 44 UNF	H2	Bottom (1.5P)	2.205	0.200	0.780	0.141	0.110	0.188	2
1650500408	● No. 5 - 44 UNF	H2	Modified Bottom (2.5P)	2.205	0.200	0.780	0.141	0.110	0.188	2
1650509308	● No. 6 - 32 UNC	H2	Bottom (1.5P)	2.205	0.248	0.783	0.141	0.110	0.188	3
1650500608	● No. 6 - 32 UNC	H2	Modified Bottom (2.5P)	2.205	0.248	0.783	0.141	0.110	0.188	2
1650513108	● No. 6 - 32 UNC	H2	Modified Bottom (2.5P)	2.205	0.248	0.783	0.141	0.110	0.188	3
1650513208	● No. 6 - 32 UNC	H3	Bottom (1.5P)	2.205	0.248	0.783	0.141	0.110	0.188	2
1650509408	● No. 6 - 32 UNC	H3	Bottom (1.5P)	2.205	0.248	0.783	0.141	0.110	0.188	3
1650500508	● No. 6 - 32 UNC	H3	Modified Bottom (2.5P)	2.205	0.248	0.783	0.141	0.110	0.188	2
1650509508	● No. 6 - 40 UNF	H2	Bottom (1.5P)	2.205	0.248	0.783	0.141	0.110	0.188	3
1650500708	● No. 6 - 40 UNF	H2	Modified Bottom (2.5P)	2.205	0.248	0.783	0.141	0.110	0.188	2
1650509608	● No. 8 - 32 UNC	H2	Bottom (1.5P)	2.480	0.251	0.826	0.168	0.131	0.250	3
1650500908	● No. 8 - 32 UNC	H2	Modified Bottom (2.5P)	2.480	0.251	0.826	0.168	0.131	0.250	2
1650509708	● No. 8 - 32 UNC	H3	Bottom (1.5P)	2.480	0.251	0.826	0.168	0.131	0.250	3
1650500808	● No. 8 - 32 UNC	H3	Modified Bottom (2.5P)	2.480	0.251	0.826	0.168	0.131	0.250	2
1650509808	● No. 8 - 36 UNF	H2	Bottom (1.5P)	2.480	0.251	0.826	0.168	0.131	0.250	3
1650501008	● No. 8 - 36 UNF	H2	Modified Bottom (2.5P)	2.480	0.251	0.826	0.168	0.131	0.250	2
1650509908	● No. 10 - 24 UNC	H3	Bottom (1.5P)	2.756	0.326	0.976	0.194	0.152	0.250	3
1650501108	● No. 10 - 24 UNC	H3	Modified Bottom (2.5P)	2.756	0.326	0.976	0.194	0.152	0.250	2
1650510008	● No. 10 - 32 UNF	H2	Bottom (1.5P)	2.756	0.326	1.590	0.194	0.152	0.250	3
1650501308	● No. 10 - 32 UNF	H2	Modified Bottom (2.5P)	2.756	0.326	0.976	0.194	0.152	0.250	2
1650510108	● No. 10 - 32 UNF	H3	Bottom (1.5P)	2.756	0.326	1.590	0.194	0.152	0.250	3
1650501208	● No. 10 - 32 UNF	H3	Modified Bottom (2.5P)	2.756	0.326	0.976	0.194	0.152	0.250	2
1650510208	● No. 12 - 24 UNC	H3	Bottom (1.5P)	3.150	0.330	1.177	0.220	0.165	0.281	3
1650501408	● No. 12 - 24 UNC	H3	Modified Bottom (2.5P)	3.150	0.330	1.177	0.220	0.165	0.281	2
1650510308	● No. 12 - 28 UNF	H3	Bottom (1.5P)	3.150	0.330	1.177	0.220	0.165	0.281	3
1650501508	● No. 12 - 28 UNF	H3	Modified Bottom (2.5P)	3.150	0.330	1.177	0.220	0.165	0.281	2
1650510408	● No. 12 - 32 UNEF	H3	Bottom (1.5P)	3.150	0.330	1.177	0.220	0.165	0.281	3
1650505608	● No. 12 - 32 UNEF	H3	Modified Bottom (2.5P)	3.150	0.330	1.177	0.220	0.165	0.281	2
1650510608	● 1/4 - 20 UNC	H3	Bottom (1.5P)	3.150	0.397	1.177	0.255	0.191	0.313	3
1650501708	● 1/4 - 20 UNC	H3	Modified Bottom (2.5P)	3.150	0.397	1.177	0.255	0.191	0.313	2
1650510708	● 1/4 - 20 UNC	H5	Bottom (1.5P)	3.150	0.397	1.177	0.255	0.191	0.313	3
1650501608	● 1/4 - 20 UNC	H5	Modified Bottom (2.5P)	3.150	0.397	1.177	0.255	0.191	0.313	2
1650510908	● 1/4 - 28 UNF	H3	Bottom (1.5P)	3.150	0.397	1.177	0.255	0.191	0.313	3
1650501908	● 1/4 - 28 UNF	H3	Modified Bottom (2.5P)	3.150	0.397	1.177	0.255	0.191	0.313	2
1650510808	● 1/4 - 28 UNF	H4	Bottom (1.5P)	3.150	0.397	1.177	0.255	0.191	0.313	3
1650501808	● 1/4 - 28 UNF	H4	Modified Bottom (2.5P)	3.150	0.397	1.177	0.255	0.191	0.313	2

● Stocked ○ Available Upon Request; MOQ May Apply ▲ Globally Stocked



CONTINUED

P					M			K	N		S		H			
Steel					Stainless Steel			Cast Iron	Non-Ferrous		HRSA		Hardened Steel			
Carbon Steel			Alloy Steel	Die Steel	300	400	17-4 PH		Aluminum		Nickel Alloy	Titanium				
Low	Medium	High							6061	Casting			Inconel	6Al4V	~35 HRC	35-45 HRC
1010	1035	1065	4140	4340	300	400	17-4 PH	6061	7075	Casting	Inconel	6Al4V (30 HRC)	~35 HRC	35-45 HRC	45-50 HRC	50-70 HRC
○	○	○	○	○	○	○	○	○	○	○			○			
80-120 SFM	80-120 SFM	80-120 SFM	35-50 SFM	20-40 SFM	15-35 SFM	15-35 SFM	15-25 SFM	50-80 SFM	70-120 SFM	70-120 SFM			30-55 SFM			

○ Good ○ Best






A Brand A-SFT

Advanced Performance Taps for a Variety of Materials

List 16505 (Continued)

A BRAND A-SFT, DIN Overall Length



EDP Number	Thread Size	Thread Limit	Chamfer Type	Overall Length	Thread Length	Neck Length	Shank Dia.	Square Width	Square Length	Number of Flutes	
				L (Inch)	Lc (Inch)	L1 (Inch)	d (Inch)	k (Inch)	lk (Inch)		
1650510508	●	1/4 - 32 UNEF	H3	Bottom (1.5P)	3.150	0.397	1.177	0.255	0.191	0.313	2
1650511008	●	1/4 - 32 UNEF	H3	Bottom (1.5P)	3.150	0.397	1.177	0.255	0.191	0.313	3
1650505708	●	1/4 - 32 UNEF	H3	Modified Bottom (2.5P)	3.150	0.397	1.177	0.255	0.191	0.313	2
1650511108	●	5/16 - 18 UNC	H3	Bottom (1.5P)	3.543	0.444	1.377	0.318	0.238	0.375	3
1650502108	●	5/16 - 18 UNC	H3	Modified Bottom (2.5P)	3.543	0.444	1.377	0.318	0.238	0.375	3
1650511208	●	5/16 - 18 UNC	H5	Bottom (1.5P)	3.543	0.444	1.377	0.318	0.238	0.375	3
1650502008	●	5/16 - 18 UNC	H5	Modified Bottom (2.5P)	3.543	0.444	1.377	0.318	0.238	0.375	3
1650511308	●	5/16 - 24 UNF	H3	Bottom (1.5P)	3.543	0.444	1.377	0.318	0.238	0.375	3
1650502308	●	5/16 - 24 UNF	H3	Modified Bottom (2.5P)	3.543	0.444	1.377	0.318	0.238	0.375	3
1650511408	●	5/16 - 24 UNF	H4	Bottom (1.5P)	3.543	0.444	1.377	0.318	0.238	0.375	3
1650502208	●	5/16 - 24 UNF	H4	Modified Bottom (2.5P)	3.543	0.444	1.377	0.318	0.238	0.375	3
1650511508	●	5/16 - 32 UNEF	H3	Bottom (1.5P)	3.150	0.444	1.377	0.318	0.238	0.375	3
1650505808	●	5/16 - 32 UNEF	H3	Modified Bottom (2.5P)	3.150	0.444	1.377	0.318	0.238	0.375	3
1650511608	●	3/8 - 16 UNC	H3	Bottom (1.5P)	3.937	0.500	1.535	0.381	0.286	0.438	3
1650502508	●	3/8 - 16 UNC	H3	Modified Bottom (2.5P)	3.937	0.500	1.535	0.381	0.286	0.438	3
1650511708	●	3/8 - 16 UNC	H5	Bottom (1.5P)	3.937	0.500	1.535	0.381	0.286	0.438	3
1650502408	●	3/8 - 16 UNC	H5	Modified Bottom (2.5P)	3.937	0.500	1.535	0.381	0.286	0.438	3
1650511808	●	3/8 - 24 UNF	H3	Bottom (1.5P)	3.543	0.500	1.377	0.381	0.286	0.438	3
1650502708	●	3/8 - 24 UNF	H3	Modified Bottom (2.5P)	3.543	0.500	1.377	0.381	0.286	0.438	3
1650511908	●	3/8 - 24 UNF	H4	Bottom (1.5P)	3.543	0.500	1.377	0.381	0.286	0.438	3
1650502608	●	3/8 - 24 UNF	H4	Modified Bottom (2.5P)	3.543	0.500	1.377	0.381	0.286	0.438	3
1650505908	●	3/8 - 32 UNEF	H3	Modified Bottom (2.5P)	3.543	0.500	1.377	0.381	0.286	0.438	3
1650512008	●	3/8 - 32 UNEF	H4	Bottom (1.5P)	3.543	0.500	1.377	0.381	0.286	0.438	3
1650512108	●	7/16 - 14 UNC	H3	Bottom (1.5P)	3.937	0.570	1.712	0.323	0.242	0.406	3
1650502908	●	7/16 - 14 UNC	H3	Modified Bottom (2.5P)	3.937	0.570	1.712	0.323	0.242	0.406	3
1650512208	●	7/16 - 14 UNC	H5	Bottom (1.5P)	3.937	0.570	1.712	0.323	0.242	0.406	3
1650502808	●	7/16 - 14 UNC	H5	Modified Bottom (2.5P)	3.937	0.570	1.712	0.323	0.242	0.406	3
1650512308	●	7/16 - 20 UNF	H3	Bottom (1.5P)	3.937	0.570	1.712	0.323	0.242	0.406	3
1650503108	●	7/16 - 20 UNF	H3	Modified Bottom (2.5P)	3.937	0.570	1.712	0.323	0.242	0.406	3
1650512408	●	7/16 - 20 UNF	H5	Bottom (1.5P)	3.937	0.570	1.712	0.323	0.242	0.406	3
1650503008	●	7/16 - 20 UNF	H5	Modified Bottom (2.5P)	3.937	0.570	1.712	0.323	0.242	0.406	3
1650512508	●	7/16 - 28 UNEF	H4	Bottom (1.5P)	3.543	0.570	1.712	0.323	0.242	0.406	3
1650506008	●	7/16 - 28 UNEF	H4	Modified Bottom (2.5P)	3.543	0.570	1.712	0.323	0.242	0.406	3
1650512608	●	1/2 - 13 UNC	H3	Bottom (1.5P)	4.331	0.614	1.933	0.367	0.275	0.438	3
1650503308	●	1/2 - 13 UNC	H3	Modified Bottom (2.5P)	4.331	0.614	1.933	0.367	0.275	0.438	3
1650512708	●	1/2 - 13 UNC	H5	Bottom (1.5P)	4.331	0.614	1.933	0.367	0.275	0.438	3
1650503208	●	1/2 - 13 UNC	H5	Modified Bottom (2.5P)	4.331	0.614	1.933	0.367	0.275	0.438	3
1650512808	●	1/2 - 20 UNF	H3	Bottom (1.5P)	3.937	0.614	1.933	0.367	0.275	0.438	3
1650503508	●	1/2 - 20 UNF	H3	Modified Bottom (2.5P)	3.937	0.614	1.933	0.367	0.275	0.438	3
1650512908	●	1/2 - 20 UNF	H5	Bottom (1.5P)	3.937	0.614	1.933	0.367	0.275	0.438	3
1650503408	●	1/2 - 20 UNF	H5	Modified Bottom (2.5P)	3.937	0.614	1.933	0.367	0.275	0.438	3
1650513008	●	1/2 - 28 UNEF	H4	Bottom (1.5P)	3.937	0.614	1.933	0.367	0.275	0.438	3
1650506108	●	1/2 - 28 UNEF	H4	Modified Bottom (2.5P)	3.937	0.614	1.933	0.367	0.275	0.438	3
1650503708	●	9/16 - 12 UNC	H3	Modified Bottom (2.5P)	4.331	0.665	1.972	0.429	0.322	0.500	3
1650503608	●	9/16 - 12 UNC	H5	Modified Bottom (2.5P)	4.331	0.665	1.972	0.429	0.322	0.500	3
1650503908	●	9/16 - 18 UNF	H3	Modified Bottom (2.5P)	3.937	0.665	1.972	0.429	0.322	0.500	3
1650503808	●	9/16 - 18 UNF	H5	Modified Bottom (2.5P)	3.937	0.665	1.972	0.429	0.322	0.500	3
1650506208	●	9/16 - 24 UNEF	H4	Modified Bottom (2.5P)	3.937	0.665	1.972	0.429	0.322	0.500	3
1650504108	●	5/8 - 11 UNC	H3	Modified Bottom (2.5P)	4.331	0.728	2.125	0.480	0.360	0.563	3
1650504008	●	5/8 - 11 UNC	H5	Modified Bottom (2.5P)	4.331	0.728	2.125	0.480	0.360	0.563	3
1650504308	●	5/8 - 18 UNF	H3	Modified Bottom (2.5P)	3.937	0.728	2.125	0.480	0.360	0.563	3
1650504208	●	5/8 - 18 UNF	H5	Modified Bottom (2.5P)	3.937	0.728	2.125	0.480	0.360	0.563	3

● Stocked ○ Available Upon Request; MOQ May Apply ▲ Globally Stocked



ABOUT OSG

DRILLING

THREADING

MILLING


HOLDERS

INDEX



List 16505 (Continued)

A BRAND A-SFT, DIN Overall Length



EDP Number	Thread Size	Thread Limit	Chamfer Type	Overall Length	Thread Length	Neck Length	Shank Dia.	Square Width	Square Length	Number of Flutes	
				L (Inch)	Lc (Inch)	L1 (Inch)	d (Inch)	k (Inch)	lk (Inch)		
1650506308	●	5/8 - 24 UNEF	H4	Modified Bottom (2.5P)	3.937	0.728	2.125	0.480	0.360	0.563	3
1650506408	●	11/16 - 24 UNEF	H4	Modified Bottom (2.5P)	4.331	0.909	2.165	0.542	0.406	0.625	4
1650504508	●	3/4 - 10 UNC	H3	Modified Bottom (2.5P)	4.921	1.000	2.433	0.590	0.442	0.688	4
1650504408	●	3/4 - 10 UNC	H5	Modified Bottom (2.5P)	4.921	1.000	2.433	0.590	0.442	0.688	4
1650504708	●	3/4 - 16 UNF	H3	Modified Bottom (2.5P)	4.331	1.000	2.433	0.590	0.442	0.688	4
1650504608	●	3/4 - 16 UNF	H5	Modified Bottom (2.5P)	4.331	1.000	2.433	0.590	0.442	0.688	4
1650506508	●	3/4 - 20 UNEF	H5	Modified Bottom (2.5P)	4.331	1.000	2.433	0.590	0.442	0.688	4
1650506608	●	13/16 - 20 UNEF	H5	Modified Bottom (2.5P)	4.921	1.000	2.433	0.652	0.489	0.688	4
1650504908	●	7/8 - 9 UNC	H4	Modified Bottom (2.5P)	5.512	1.110	2.653	0.697	0.523	0.750	4
1650504808	●	7/8 - 9 UNC	H6	Modified Bottom (2.5P)	5.512	1.110	2.653	0.697	0.523	0.750	4
1650505108	●	7/8 - 14 UNF	H4	Modified Bottom (2.5P)	4.921	1.110	2.653	0.697	0.523	0.750	4
1650505008	●	7/8 - 14 UNF	H6	Modified Bottom (2.5P)	4.921	1.110	2.653	0.697	0.523	0.750	4
1650506708	●	7/8 - 20 UNEF	H5	Modified Bottom (2.5P)	4.921	1.110	2.653	0.697	0.523	0.750	4
1650506808	●	15/16 - 20 UNEF	H5	Modified Bottom (2.5P)	5.512	1.110	2.692	0.760	0.570	0.750	4
1650505308	●	1 - 8 UNC	H4	Modified Bottom (2.5P)	6.299	1.251	3.011	0.800	0.600	0.813	4
1650505208	●	1 - 8 UNC	H6	Modified Bottom (2.5P)	6.299	1.251	3.011	0.800	0.600	0.813	4
1650507008	●	1 - 8 UNC	H8	Modified Bottom (2.5P)	6.299	1.251	3.011	0.800	0.600	0.813	4
1650505508	●	1 - 12 UNF	H4	Modified Bottom (2.5P)	6.299	1.251	3.011	0.800	0.600	0.813	4
1650505408	●	1 - 12 UNF	H6	Modified Bottom (2.5P)	5.512	1.251	3.011	0.800	0.600	0.813	4
1650513308	●	1 - 14 UNS	H6	Modified Bottom (2.5P)	5.512	1.251	3.011	0.800	0.600	0.813	4
1650506908	●	1 - 20 UNEF	H5	Modified Bottom (2.5P)	5.512	1.251	3.011	0.800	0.600	0.813	4
1650507108	●	1 - 1/8 - 7 UNC	H9	Modified Bottom (2.5P)	7.087	0.944	3.819	0.896	0.672	0.875	4
1650507208	●	1 - 1/8 - 8 UN	H9	Modified Bottom (2.5P)	7.087	0.826	3.819	0.896	0.672	0.875	4
1650507308	●	1 - 1/8 - 12 UNF	H8	Modified Bottom (2.5P)	5.906	0.826	3.071	0.896	0.672	0.875	4
1650507408	●	1 - 1/4 - 7 UNC	H10	Modified Bottom (2.5P)	7.087	0.944	3.937	1.021	0.766	1.000	4
1650507508	●	1 - 1/4 - 8 UN	H9	Modified Bottom (2.5P)	7.087	0.826	3.937	1.021	0.766	1.000	4
1650507608	●	1 - 1/4 - 12 UNF	H8	Modified Bottom (2.5P)	5.906	0.826	3.071	1.021	0.766	1.000	4
1650507708	●	1 - 3/8 - 6 UNC	H10	Modified Bottom (2.5P)	7.874	1.102	4.528	1.108	0.831	1.063	4
1650507808	●	1 - 3/8 - 8 UN	H9	Modified Bottom (2.5P)	7.874	0.826	4.528	1.108	0.831	1.063	4
1650507908	●	1 - 3/8 - 12 UNF	H8	Modified Bottom (2.5P)	6.693	0.826	3.583	1.108	0.831	1.063	4
1650508008	●	1 - 1/2 - 6 UNC	H10	Modified Bottom (2.5P)	7.874	1.102	4.528	1.233	0.925	1.125	4
1650508108	●	1 - 1/2 - 8 UN	H9	Modified Bottom (2.5P)	7.874	0.826	4.528	1.233	0.925	1.125	4
1650508208	●	1 - 1/2 - 12 UNF	H8	Modified Bottom (2.5P)	6.693	0.826	3.583	1.233	0.925	1.125	4
1650508308	●	1 - 5/8 - 8 UN	H10	Modified Bottom (2.5P)	7.874	0.826	4.331	1.305	0.979	1.125	4
1650508408	●	1 - 3/4 - 5 UNC	H11	Modified Bottom (2.5P)	8.661	1.299	4.724	1.430	1.072	1.250	4
1650508508	●	1 - 3/4 - 8 UN	H10	Modified Bottom (2.5P)	7.874	0.826	3.976	1.430	1.072	1.250	4
1650508608	●	1 - 7/8 - 8 UN	H10	Modified Bottom (2.5P)	8.858	2.008	4.921	1.519	1.139	1.250	4
1650508708	●	2 - 4.5 UNC	H12	Modified Bottom (2.5P)	9.843	2.677	5.512	1.644	1.233	1.375	4
1650508808	●	2 - 8 UN	H10	Modified Bottom (2.5P)	8.858	2.008	4.803	1.644	1.233	1.375	4

● Stocked ○ Available Upon Request; MOQ May Apply ▲ Globally Stocked



CONTINUED

P					M			K	N		S	H				
Steel					Stainless Steel			Cast Iron	Non-Ferrous		HRSA		Hardened Steel			
Carbon Steel			Alloy Steel	Die Steel			Aluminum		Nickel Alloy	Titanium						
Low	Medium	High			300	400					17-4 PH	6061 7075	Casting	Inconel	6Al4V (30 HRC)	~35 HRC
1010 1018	1035 1045	1065	4140 4340	○	○	○	○	○	○			○				
80-120 SFM	80-120 SFM	80-120 SFM	35-50 SFM	20-40 SFM	15-35 SFM	15-35 SFM	15-25 SFM	50-80 SFM	70-120 SFM	70-120 SFM			30-55 SFM			

○ Good ○ Best






A Brand A-SFT

Advanced Performance Taps for a Variety of Materials

List 16500

A BRAND A-SFT, DIN Overall Length



ABOUT OSG

DRILLING

THREADING

MILLING

HOLDERS

INDEX

EDP Number	Thread Size	Thread Limit	Chamfer Type	Overall Length	Thread Length	Neck Length	Shank Dia.	Square Width	Square Length	Number of Flutes	
				L (mm)	Lc (mm)	L1 (mm)	d (mm)	k (mm)	lk (mm)		
1650003008	●	M1.4 x 0.3	D2	Modified Bottom (2.5P)	40.00	6.00	11.50	3.58	2.79	4.76	2
1650003108	●	M1.6 x 0.35	D3	Modified Bottom (2.5P)	40.00	7.00	13.60	3.58	2.79	4.76	2
1650003208	●	M1.7 x 0.35	D3	Modified Bottom (2.5P)	40.00	8.00	13.40	3.58	2.79	4.76	2
1650003308	●	M2 x 0.25	D2	Modified Bottom (2.5P)	45.00	3.30	10.00	3.58	2.79	4.76	2
1650003408	●	M2 x 0.4	D3	Modified Bottom (2.5P)	45.00	3.30	10.00	3.58	2.79	4.76	2
1650003508	●	M2.2 x 0.25	D2	Modified Bottom (2.5P)	45.00	3.30	11.00	3.58	2.79	4.76	2
1650003608	●	M2.2 x 0.45	D3	Modified Bottom (2.5P)	45.00	3.30	11.00	3.58	2.79	4.76	2
1650003708	●	M2.3 x 0.4	D3	Modified Bottom (2.5P)	45.00	3.20	11.90	3.58	2.79	4.76	2
1650003808	●	M2.5 x 0.35	D3	Modified Bottom (2.5P)	50.00	3.70	13.00	3.58	2.79	4.76	2
1650003908	●	M2.5 x 0.45	D3	Modified Bottom (2.5P)	50.00	3.70	13.00	3.58	2.79	4.76	2
1650004008	●	M2.6 x 0.45	D3	Modified Bottom (2.5P)	50.00	3.70	13.00	3.58	2.79	4.76	2
1650009708	●	M3 x 0.35	D2	Bottom (1.5P)	56.00	4.00	18.00	3.58	2.79	4.76	3
1650004108	●	M3 x 0.35	D3	Modified Bottom (2.5P)	56.00	4.00	18.00	3.58	2.79	4.76	3
1650009808	●	M3 x 0.5	D3	Bottom (1.5P)	56.00	4.00	18.00	3.58	2.79	4.76	3
1650000108	●	M3 x 0.5	D3	Modified Bottom (2.5P)	56.00	4.00	18.00	3.58	2.79	4.76	3
1650009908	●	M3.5 x 0.35	D3	Bottom (1.5P)	56.00	4.80	20.00	3.58	2.79	4.76	3
1650004208	●	M3.5 x 0.35	D3	Modified Bottom (2.5P)	56.00	4.80	20.00	3.58	2.79	4.76	3
1650010008	●	M3.5 x 0.6	D3	Bottom (1.5P)	56.00	4.80	20.00	3.58	2.79	4.76	3
1650004308	●	M3.5 x 0.6	D3	Modified Bottom (2.5P)	56.00	4.80	20.00	3.58	2.79	4.76	3
1650010108	●	M4 x 0.5	D3	Bottom (1.5P)	63.00	5.60	20.90	4.27	3.33	6.35	3
1650000208	●	M4 x 0.5	D3	Modified Bottom (2.5P)	63.00	5.60	20.90	4.27	3.33	6.35	3
1650010208	●	M4 x 0.7	D4	Bottom (1.5P)	63.00	5.60	20.90	4.27	3.33	6.35	3
1650000308	●	M4 x 0.7	D4	Modified Bottom (2.5P)	63.00	5.60	20.90	4.27	3.33	6.35	3
1650010308	●	M4.5 x 0.5	D3	Bottom (1.5P)	70.00	6.10	24.90	4.93	3.86	6.35	3
1650004408	●	M4.5 x 0.5	D3	Modified Bottom (2.5P)	70.00	6.10	24.90	4.93	3.86	6.35	3
1650010408	●	M4.5 x 0.75	D4	Bottom (1.5P)	70.00	6.10	24.90	4.93	3.86	6.35	3
1650004508	●	M4.5 x 0.75	D4	Modified Bottom (2.5P)	70.00	6.10	24.90	4.93	3.86	6.35	3
1650010508	●	M5 x 0.5	D3	Bottom (1.5P)	70.00	6.40	25.10	4.93	3.86	6.35	3
1650000408	●	M5 x 0.5	D3	Modified Bottom (2.5P)	70.00	6.40	25.10	4.93	3.86	6.35	3
1650010608	●	M5 x 0.8	D4	Bottom (1.5P)	70.00	6.40	25.10	4.93	3.86	6.35	3
1650000508	●	M5 x 0.8	D4	Modified Bottom (2.5P)	70.00	6.40	25.10	4.93	3.86	6.35	3
1650010708	●	M5.5 x 0.5	D3	Bottom (1.5P)	80.00	7.30	30.10	5.59	4.19	7.14	3
1650004608	●	M5.5 x 0.5	D3	Modified Bottom (2.5P)	80.00	7.30	30.10	5.59	4.19	7.14	3
1650010808	●	M6 x 0.5	D3	Bottom (1.5P)	80.00	8.00	29.90	6.48	4.85	7.94	3
1650000608	●	M6 x 0.5	D3	Modified Bottom (2.5P)	80.00	8.00	29.90	6.48	4.85	7.94	3
1650010908	●	M6 x 0.75	D4	Bottom (1.5P)	80.00	8.00	29.90	6.48	4.85	7.94	3
1650000708	●	M6 x 0.75	D4	Modified Bottom (2.5P)	80.00	8.00	29.90	6.48	4.85	7.94	3
1650011008	●	M6 x 1	D5	Bottom (1.5P)	80.00	8.00	29.90	6.48	4.85	7.94	3
1650000808	●	M6 x 1	D5	Modified Bottom (2.5P)	80.00	8.00	29.90	6.48	4.85	7.94	3
1650011108	●	M7 x 0.75	D4	Bottom (1.5P)	80.00	8.00	30.00	8.08	6.05	9.53	3
1650004708	●	M7 x 0.75	D4	Modified Bottom (2.5P)	80.00	8.00	30.00	8.08	6.05	9.53	3
1650011208	●	M7 x 1	D5	Bottom (1.5P)	80.00	8.00	30.00	8.08	6.05	9.53	3
1650004808	●	M7 x 1	D5	Modified Bottom (2.5P)	80.00	8.00	30.00	8.08	6.05	9.53	3
1650011308	●	M8 x 0.75	D4	Bottom (1.5P)	80.00	8.00	33.00	8.08	6.05	9.53	3
1650004908	●	M8 x 0.75	D4	Modified Bottom (2.5P)	80.00	8.00	33.00	8.08	6.05	9.53	3
1650011408	●	M8 x 1	D5	Bottom (1.5P)	90.00	10.00	35.00	8.08	6.05	9.53	3
1650000908	●	M8 x 1	D5	Modified Bottom (2.5P)	90.00	10.00	35.00	8.08	6.05	9.53	3
1650011508	●	M8 x 1.25	D5	Bottom (1.5P)	90.00	10.00	35.00	8.08	6.05	9.53	3
1650001008	●	M8 x 1.25	D5	Modified Bottom (2.5P)	90.00	10.00	35.00	8.08	6.05	9.53	3
1650011608	●	M9 x 0.75	D4	Bottom (1.5P)	90.00	8.00	35.00	9.68	7.26	11.11	3
1650005008	●	M9 x 0.75	D4	Modified Bottom (2.5P)	90.00	8.00	35.00	9.68	7.26	11.11	3
1650011708	●	M9 x 1	D5	Bottom (1.5P)	90.00	10.00	35.00	9.68	7.26	11.11	3

● Stocked ○ Available Upon Request; MOQ May Apply ▲ Globally Stocked





List 16500 (Continued)

A BRAND A-SFT, DIN Overall Length



EDP Number	Thread Size	Thread Limit	Chamfer Type	Overall Length		Thread Length		Neck Length		Shank Dia.		Square Width		Square Length		Number of Flutes
				L (mm)	Lc (mm)	L1 (mm)	d (mm)	k (mm)	lk (mm)							
1650005108	●	M9 x 1	D5	Modified Bottom (2.5P)	90.00	10.00	35.00	9.68	7.26	11.11	3					
1650011808	●	M9 x 1.25	D5	Bottom (1.5P)	90.00	10.00	35.00	9.68	7.26	11.11	3					
1650005208	●	M9 x 1.25	D5	Modified Bottom (2.5P)	90.00	10.00	35.00	9.68	7.26	11.11	3					
1650011908	●	M10 x 0.75	D4	Bottom (1.5P)	90.00	10.00	35.00	9.68	7.26	11.11	3					
1650005308	●	M10 x 0.75	D4	Modified Bottom (2.5P)	90.00	10.00	35.00	9.68	7.26	11.11	3					
1650012008	●	M10 x 1	D5	Bottom (1.5P)	90.00	10.00	35.00	9.68	7.26	11.11	3					
1650001108	●	M10 x 1	D5	Modified Bottom (2.5P)	90.00	10.00	35.00	9.68	7.26	11.11	3					
1650012108	●	M10 x 1.25	D5	Bottom (1.5P)	100.00	12.00	39.00	9.68	7.26	11.11	3					
1650001208	●	M10 x 1.25	D5	Modified Bottom (2.5P)	100.00	12.00	39.00	9.68	7.26	11.11	3					
1650012208	●	M10 x 1.5	D6	Bottom (1.5P)	100.00	12.00	39.00	9.68	7.26	11.11	3					
1650001308	●	M10 x 1.5	D6	Modified Bottom (2.5P)	100.00	12.00	39.00	9.68	7.26	11.11	3					
1650012308	●	M11 x 0.75	D4	Bottom (1.5P)	90.00	8.00	43.50	8.20	6.15	10.32	3					
1650005408	●	M11 x 0.75	D4	Modified Bottom (2.5P)	90.00	8.00	43.50	8.20	6.15	10.32	3					
1650012408	●	M11 x 1	D5	Bottom (1.5P)	90.00	12.00	43.50	8.20	6.15	10.32	3					
1650005508	●	M11 x 1	D5	Modified Bottom (2.5P)	90.00	12.00	43.50	8.20	6.15	10.32	3					
1650012508	●	M11 x 1.25	D5	Bottom (1.5P)	100.00	12.00	43.50	8.20	6.15	10.32	3					
1650012608	●	M11 x 1.5	D6	Bottom (1.5P)	100.00	12.00	43.50	8.20	6.15	10.32	3					
1650005608	●	M11 x 1.5	D6	Modified Bottom (2.5P)	100.00	12.00	43.50	8.20	6.15	10.32	3					
1650012708	●	M12 x 1	D5	Bottom (1.5P)	100.00	12.00	49.10	9.32	6.99	11.11	3					
1650001408	●	M12 x 1	D5	Modified Bottom (2.5P)	100.00	12.00	49.10	9.32	6.99	11.11	3					
1650012808	●	M12 x 1.25	D6	Bottom (1.5P)	100.00	12.00	49.10	9.32	6.99	11.11	3					
1650001508	●	M12 x 1.25	D6	Modified Bottom (2.5P)	100.00	12.00	49.10	9.32	6.99	11.11	3					
1650012908	●	M12 x 1.5	D6	Bottom (1.5P)	100.00	14.00	49.10	9.32	6.99	11.11	3					
1650001608	●	M12 x 1.5	D6	Modified Bottom (2.5P)	100.00	14.00	49.10	9.32	6.99	11.11	3					
1650013008	●	M12 x 1.75	D6	Bottom (1.5P)	110.00	14.00	49.10	9.32	6.99	11.11	3					
1650001708	●	M12 x 1.75	D6	Modified Bottom (2.5P)	110.00	14.00	49.10	9.32	6.99	11.11	3					
1650005708	●	M14 x 1	D5	Modified Bottom (2.5P)	100.00	12.00	50.10	10.90	8.18	12.70	3					
1650005808	●	M14 x 1.25	D6	Modified Bottom (2.5P)	100.00	12.00	50.10	10.90	8.18	12.70	3					
1650001808	●	M14 x 1.5	D6	Modified Bottom (2.5P)	100.00	16.00	50.10	10.90	8.18	12.70	3					
1650001908	●	M14 x 2	D7	Modified Bottom (2.5P)	110.00	16.00	50.10	10.90	8.18	12.70	3					
1650005908	●	M15 x 1	D5	Modified Bottom (2.5P)	100.00	12.00	54.00	12.19	9.14	14.29	3					
1650013208	●	M15 x 1.25	D6	Modified Bottom (2.5P)	100.00	12.00	54.00	12.19	9.14	14.29	3					
1650006008	●	M15 x 1.5	D6	Modified Bottom (2.5P)	100.00	16.00	54.00	12.19	9.14	14.29	3					
1650013108	●	M15 x 2	D7	Modified Bottom (2.5P)	110.00	16.00	54.00	12.19	9.14	14.29	3					
1650006108	●	M16 x 1	D5	Modified Bottom (2.5P)	100.00	12.00	54.00	12.19	9.14	14.29	3					
1650013308	●	M16 x 1.25	D6	Modified Bottom (2.5P)	100.00	12.00	54.00	12.19	9.14	14.29	3					
1650002008	●	M16 x 1.5	D6	Modified Bottom (2.5P)	100.00	16.00	54.00	12.19	9.14	14.29	3					
1650002108	●	M16 x 2	D7	Modified Bottom (2.5P)	110.00	16.00	54.00	12.19	9.14	14.29	3					
1650006308	●	M17 x 1	D5	Modified Bottom (2.5P)	100.00	12.00	55.00	13.77	10.31	15.88	3					
1650013408	●	M17 x 1.25	D6	Modified Bottom (2.5P)	100.00	12.00	55.00	13.77	10.31	15.88	3					
1650006208	●	M17 x 1.5	D6	Modified Bottom (2.5P)	100.00	16.00	55.00	13.77	10.31	15.88	3					
1650006408	●	M18 x 1	D5	Modified Bottom (2.5P)	100.00	16.00	55.00	13.77	10.31	15.88	4					
1650013508	●	M18 x 1.25	D6	Modified Bottom (2.5P)	110.00	16.00	55.00	13.77	10.31	15.88	4					
1650002208	●	M18 x 1.5	D6	Modified Bottom (2.5P)	110.00	16.00	55.00	13.77	10.31	15.88	4					
1650006508	●	M18 x 2	D7	Modified Bottom (2.5P)	125.00	25.00	55.00	13.77	10.31	15.88	4					
1650002308	●	M18 x 2.5	D7	Modified Bottom (2.5P)	125.00	25.00	55.00	13.77	10.31	15.88	4					
1650006608	●	M20 x 1	D5	Modified Bottom (2.5P)	125.00	16.00	61.80	16.56	12.42	17.46	4					

● Stocked ○ Available Upon Request; MOQ May Apply ▲ Globally Stocked



CONTINUED ➔

P					M			K	N		S		H						
Steel					Stainless Steel			Cast Iron	Non-Ferrous		HRSA		Hardened Steel						
Carbon Steel			Alloy Steel	Die Steel	300	400	17-4 PH		Aluminum		Nickel Alloy	Titanium							
Low	Medium	High							6061	Casting			Inconel	6Al4V (30 HRC)	~35 HRC	35-45 HRC	45-50 HRC	50-70 HRC	
1010	1035	1045	1065	4140	4340														
1018	1045	1065		4340															
○	○	○	○	○	○	○	○	○	○	○	○	○	○	○	○	○	○	○	○
80-120 SFM	80-120 SFM	80-120 SFM	35-50 SFM	20-40 SFM	15-35 SFM	15-35 SFM	15-25 SFM	50-80 SFM	70-120 SFM	70-120 SFM				30-55 SFM					

○ Good ○ Best






A Brand A-SFT

Advanced Performance Taps for a Variety of Materials

List 16500 (Continued)

A BRAND A-SFT, DIN Overall Length



ABOUT OSG

DRILLING

THREADING

MILLING

HOLDERS

INDEX

EDP Number	Thread Size	Thread Limit	Chamfer Type	Overall Length	Thread Length	Neck Length	Shank Dia.	Square Width	Square Length	Number of Flutes
				L (mm)	Lc (mm)	L1 (mm)	d (mm)	k (mm)	lk (mm)	
1650002408	M20 x 1.5	D6	Modified Bottom (2.5P)	125.00	16.00	61.80	16.56	12.42	17.46	4
1650006708	M20 x 2	D7	Modified Bottom (2.5P)	140.00	25.00	61.80	16.56	12.42	17.46	4
1650002508	M20 x 2.5	D7	Modified Bottom (2.5P)	140.00	25.00	61.80	16.56	12.42	17.46	4
1650006808	M22 x 1	D5	Modified Bottom (2.5P)	125.00	16.00	67.40	17.70	13.28	19.05	4
1650002608	M22 x 1.5	D6	Modified Bottom (2.5P)	125.00	16.00	67.40	17.70	13.28	19.05	4
1650006908	M22 x 2	D7	Modified Bottom (2.5P)	140.00	25.00	67.40	17.70	13.28	19.05	4
1650002708	M22 x 2.5	D7	Modified Bottom (2.5P)	140.00	25.00	67.40	17.70	13.28	19.05	4
1650007008	M24 x 1	D5	Modified Bottom (2.5P)	140.00	16.00	68.40	19.30	14.48	19.05	4
1650002808	M24 x 1.5	D6	Modified Bottom (2.5P)	140.00	16.00	68.40	19.30	14.48	19.05	4
1650007108	M24 x 2	D7	Modified Bottom (2.5P)	140.00	30.00	68.40	19.30	14.48	19.05	4
1650002908	M24 x 3	D8	Modified Bottom (2.5P)	160.00	30.00	68.40	19.30	14.48	19.05	4
1650007208	M27 x 1.5	D8	Modified Bottom (2.5P)	140.00	24.00	60.00	22.76	17.07	22.23	4
1650007308	M27 x 2	D8	Modified Bottom (2.5P)	140.00	24.00	60.00	22.76	17.07	22.23	4
1650007408	M27 x 3	D10	Modified Bottom (2.5P)	160.00	36.00	80.00	22.76	17.07	22.23	4
1650007508	M30 x 1.5	D8	Modified Bottom (2.5P)	150.00	36.00	70.00	25.93	19.46	25.40	4
1650007608	M30 x 2	D9	Modified Bottom (2.5P)	150.00	36.00	70.00	25.93	19.46	25.40	4
1650007708	M30 x 3.5	D11	Modified Bottom (2.5P)	180.00	42.00	100.00	25.93	19.46	25.40	4
1650007808	M33 x 1.5	D8	Modified Bottom (2.5P)	160.00	36.00	75.00	28.14	21.11	26.99	4
1650007908	M33 x 2	D9	Modified Bottom (2.5P)	160.00	36.00	75.00	28.14	21.11	26.99	4
1650008008	M33 x 3.5	D11	Modified Bottom (2.5P)	180.00	42.00	95.00	28.14	21.11	26.99	4
1650008108	M36 x 1.5	D8	Modified Bottom (2.5P)	170.00	36.00	85.00	31.32	23.50	28.58	4
1650008208	M36 x 2	D9	Modified Bottom (2.5P)	170.00	36.00	85.00	31.32	23.50	28.58	4
1650008308	M36 x 3	D10	Modified Bottom (2.5P)	200.00	36.00	115.00	31.32	23.50	28.58	4
1650008408	M36 x 4	D11	Modified Bottom (2.5P)	200.00	48.00	115.00	31.32	23.50	28.58	4
1650008508	M39 x 4	D11	Modified Bottom (2.5P)	200.00	48.00	110.00	33.15	24.87	28.58	4
1650008608	M42 x 1.5	D8	Modified Bottom (2.5P)	170.00	48.00	70.00	36.32	27.23	31.75	4
1650008708	M42 x 2	D9	Modified Bottom (2.5P)	170.00	48.00	70.00	36.32	27.23	31.75	4
1650008808	M42 x 3	D10	Modified Bottom (2.5P)	200.00	48.00	100.00	36.32	27.23	31.75	4
1650008908	M42 x 4.5	D12	Modified Bottom (2.5P)	200.00	54.00	100.00	36.32	27.23	31.75	4
1650009008	M45 x 3	D10	Modified Bottom (2.5P)	200.00	48.00	100.00	38.58	28.93	31.75	4
1650009108	M45 x 4.5	D12	Modified Bottom (2.5P)	220.00	54.00	120.00	38.58	28.93	31.75	4
1650009208	M48 x 1.5	D8	Modified Bottom (2.5P)	190.00	48.00	80.00	41.76	31.32	34.93	4
1650009308	M48 x 2	D9	Modified Bottom (2.5P)	190.00	48.00	80.00	41.76	31.32	34.93	4
1650009408	M48 x 3	D11	Modified Bottom (2.5P)	225.00	48.00	115.00	41.76	31.32	34.93	4
1650009508	M48 x 5	D13	Modified Bottom (2.5P)	250.00	60.00	140.00	41.76	31.32	34.93	4
1650009608	M56 x 5.5	D14	Modified Bottom (2.5P)	250.00	66.00	130.00	48.11	36.07	36.51	4

● Stocked ○ Available Upon Request; MOQ May Apply ▲ Globally Stocked



P					M			K	N		S		H						
Steel					Stainless Steel			Cast Iron	Non-Ferrous		HRSA		Hardened Steel						
Carbon Steel			Alloy Steel	Die Steel					Aluminum		Nickel Alloy	Titanium							
Low	Medium	High			300	400	17-4 PH		6061 7075	Casting			Inconel	6Al4V (30 HRC)	~35 HRC	35-45 HRC	45-50 HRC	50-70 HRC	
1010	1035	1065	4140																
1018	1045		4340																
○	○	○	○	○	○	○	○	○	○	○				○					
80-120 SFM	80-120 SFM	80-120 SFM	35-50 SFM	20-40 SFM	15-35 SFM	15-35 SFM	15-25 SFM	50-80 SFM	70-120 SFM	70-120 SFM				30-55 SFM					


○ Good ○ Best





List 16545

A BRAND A-OIL-SFT, DIN Overall Length



EDP Number	Thread Size	Thread Limit	Overall Length			Shank Diameter	Square Width	Square Length	Number of Flutes	
			L (Inch)	Lc (Inch)	L1 (Inch)					
1654500108	●	1/4 - 20 UNC	H5	3.150	0.402	1.181	0.255	0.191	0.313	3
1654500208	●	1/4 - 28 UNF	H4	3.150	0.402	1.181	0.255	0.191	0.313	3
1654500308	●	5/16 - 18 UNC	H5	3.543	0.445	1.378	0.318	0.238	0.375	3
1654500408	●	5/16 - 24 UNF	H4	3.543	0.445	1.378	0.318	0.238	0.375	3
1654500508	●	3/8 - 16 UNC	H5	3.937	0.500	1.535	0.381	0.286	0.438	3
1654500608	●	3/8 - 24 UNF	H4	3.543	0.500	1.378	0.381	0.286	0.438	3
1654500708	●	7/16 - 14 UNC	H5	3.937	0.571	1.713	0.323	0.242	0.406	3
1654500808	●	7/16 - 20 UNF	H5	3.937	0.571	1.713	0.323	0.242	0.406	3
1654500908	●	1/2 - 13 UNC	H5	4.331	0.614	1.933	0.367	0.275	0.438	3
1654501008	●	1/2 - 20 UNF	H5	3.937	0.614	1.933	0.367	0.275	0.438	3
1654501108	●	9/16 - 12 UNC	H5	4.331	0.665	1.972	0.429	0.322	0.500	3
1654501208	●	9/16 - 18 UNF	H5	3.937	0.665	1.972	0.429	0.322	0.500	3
1654501308	●	5/8 - 11 UNC	H5	4.331	0.728	2.126	0.480	0.360	0.563	3
1654501408	●	5/8 - 18 UNF	H5	3.937	0.728	2.126	0.480	0.360	0.563	3
1654501508	●	3/4 - 10 UNC	H5	4.921	1.000	2.433	0.590	0.442	0.688	4
1654501608	●	3/4 - 16 UNF	H5	4.331	1.000	2.433	0.590	0.442	0.688	4
1654501708	●	7/8 - 9 UNC	H6	5.512	1.110	2.654	0.697	0.523	0.750	4
1654501808	●	7/8 - 14 UNF	H6	4.921	1.110	2.654	0.697	0.523	0.750	4
1654501908	●	1 - 8 UNC	H6	6.299	1.252	3.012	0.800	0.600	0.813	4
1654502008	●	1 - 8 UNC	H8	6.299	1.252	3.012	0.800	0.600	0.813	4
1654502108	●	1 - 12 UNF	H6	5.512	1.252	3.012	0.800	0.600	0.813	4
1654502208	●	1- 1/8 - 7 UNC	H9	7.087	1.732	3.819	0.896	0.672	0.875	4
1654502308	●	1- 1/8 - 8 UN	H9	7.087	1.496	3.819	0.896	0.672	0.875	4
1654502408	●	1- 1/8 - 12 UNF	H8	5.906	1.496	3.071	0.896	0.672	0.875	4
1654502508	●	1- 1/4 - 7 UNC	H10	7.087	1.732	3.937	1.021	0.766	1.000	4
1654502608	●	1- 1/4 - 8 UN	H9	7.087	1.496	3.937	1.021	0.766	1.000	4
1654502708	●	1- 1/4 - 12 UNF	H8	5.906	1.496	3.071	1.021	0.766	1.000	4
1654502808	●	1- 3/8 - 6 UNC	H10	7.874	2.008	4.528	1.108	0.831	1.063	4
1654502908	●	1- 3/8 - 8 UN	H9	7.874	1.496	4.528	1.108	0.831	1.063	4
1654503008	●	1- 3/8 - 12 UNF	H8	6.693	1.496	3.583	1.108	0.831	1.063	4
1654503108	●	1- 1/2 - 6 UNC	H10	7.874	2.008	4.528	1.233	0.925	1.125	4
1654503208	●	1- 1/2 - 8 UN	H9	7.874	1.496	4.528	1.233	0.925	1.125	4
1654503308	●	1- 1/2 - 12 UNF	H8	6.693	1.496	3.583	1.233	0.925	1.125	4
1654503408	●	1- 5/8 - 8 UN	H10	7.874	1.496	4.331	1.305	0.979	1.125	4
1654503508	●	1- 3/4 - 5 UNC	H11	8.661	2.402	4.724	1.430	1.072	1.250	4
1654503608	●	1- 3/4 - 8 UN	H10	7.874	2.008	3.976	1.430	1.072	1.250	4
1654503708	●	1- 7/8 - 8 UN	H10	8.858	2.008	4.921	1.519	1.139	1.250	4
1654503808	●	2 - 4.5 UNC	H12	9.843	2.677	5.512	1.644	1.233	1.375	4
1654503908	●	2 - 8 UN	H10	8.858	2.008	4.803	1.644	1.233	1.375	4

● Stocked ○ Available Upon Request; MOQ May Apply ▲ Globally Stocked



P					M			K	N		S		H				
Steel					Stainless Steel				Cast Iron	Non-Ferrous		HRSA		Hardened Steel			
Low	Medium	High	Alloy Steel	Die Steel	300	400	17-4 PH			Aluminum		Nickel Alloy	Titanium	~35 HRC	35-45 HRC	45-50 HRC	50-70 HRC
1010	1035	1065	4140									6061	Casting				
1018	1045		4340					7075									
○	○	○	○	○	○	○	○	○	○			○					
100-200 SFM	100-200 SFM	100-200 SFM	50-100 SFM	40-80 SFM	25-70 SFM	25-70 SFM	25-50 SFM	60-150 SFM	90-220 SFM	90-220 SFM			50-100 SFM				

○ Good ○ Best





A Brand A-OIL-SFT

Advanced Performance Taps for a Variety of Materials

ABOUT OSG

DRILLING

THREADING


MILLING

HOLDERS

INDEX

List 16540

A BRAND A-OIL-SFT, DIN Overall Length



EDP Number	Thread Size	Thread Limit	Overall Length	Thread Length	Neck Length	Shank Diameter	Square Width	Square Length	Number of Flutes
			L (mm)	Lc (mm)	L1 (mm)	d (mm)	k (mm)	lk (mm)	
1654000108	M6 x 0.75	D4	80.00	8.00	30.00	6.48	4.85	7.94	3
1654000208	M6 x 1	D5	80.00	8.00	30.00	6.48	4.85	7.94	3
1654000308	M7 x 1	D5	80.00	8.00	30.00	8.08	6.05	9.53	3
1654000408	M8 x 0.75	D4	80.00	8.00	33.00	8.08	6.05	9.53	3
1654000508	M8 x 1	D5	90.00	10.00	35.00	8.08	6.05	9.53	3
1654000608	M8 x 1.25	D5	90.00	10.00	35.00	8.08	6.05	9.53	3
1654000708	M9 x 1.25	D5	90.00	10.00	35.00	9.68	7.26	11.11	3
1654000808	M10 x 1	D5	90.00	10.00	35.00	9.68	7.26	11.11	3
1654000908	M10 x 1.25	D5	100.00	12.00	39.00	9.68	7.26	11.11	3
1654001008	M10 x 1.5	D6	100.00	12.00	39.00	9.68	7.26	11.11	3
1654001108	M11 x 1.5	D6	100.00	12.00	43.50	8.20	6.15	10.32	3
1654001208	M12 x 1	D5	100.00	12.00	49.10	9.32	6.99	11.11	3
1654001308	M12 x 1.25	D6	100.00	12.00	49.10	9.32	6.99	11.11	3
1654001408	M12 x 1.5	D6	100.00	14.00	49.10	9.32	6.99	11.11	3
1654001508	M12 x 1.75	D6	110.00	14.00	49.10	9.32	6.99	11.11	3
1654001608	M14 x 1.5	D6	100.00	16.00	50.10	10.90	8.18	12.70	3
1654001708	M14 x 2	D7	110.00	16.00	50.10	10.90	8.18	12.70	3
1654001808	M15 x 1.5	D6	100.00	16.00	54.00	12.19	9.14	14.29	3
1654001908	M16 x 1.5	D6	100.00	16.00	54.00	12.19	9.14	14.29	3
1654002008	M16 x 2	D7	110.00	16.00	54.00	12.19	9.14	14.29	3
1654002108	M17 x 1.5	D6	100.00	16.00	55.00	13.77	10.31	15.88	3
1654002208	M18 x 1.5	D6	110.00	16.00	55.00	13.77	10.31	15.88	4
1654002308	M18 x 2.5	D7	125.00	25.00	55.00	13.77	10.31	15.88	4
1654002408	M20 x 1.5	D6	125.00	16.00	61.80	16.56	12.42	17.46	4
1654002508	M20 x 2.5	D7	140.00	25.00	61.80	16.56	12.42	17.46	4
1654002608	M22 x 1.5	D6	125.00	16.00	67.40	17.70	13.28	19.05	4
1654002708	M22 x 2	D7	140.00	25.00	67.40	17.70	13.28	19.05	4
1654002808	M22 x 2.5	D7	140.00	25.00	67.40	17.70	13.28	19.05	4
1654002908	M24 x 1.5	D6	140.00	16.00	68.40	19.30	14.48	19.05	4
1654003008	M24 x 2	D7	140.00	30.00	68.40	19.30	14.48	19.05	4
1654003108	M24 x 3	D8	160.00	30.00	68.40	19.30	14.48	19.05	4
1654003208	M27 x 3	D10	160.00	36.00	80.00	22.76	17.07	22.23	4
1654003308	M30 x 3.5	D11	180.00	42.00	100.00	25.93	19.46	25.40	4
1654003408	M33 x 3.5	D11	180.00	42.00	95.00	28.14	21.11	26.99	4
1654003508	M36 x 4	D11	200.00	48.00	115.00	31.32	23.50	28.58	4
1654003608	M39 x 4	D11	200.00	48.00	110.00	33.15	24.87	28.58	4
1654003708	M42 x 4.5	D12	200.00	54.00	100.00	36.32	27.23	31.75	4
1654003808	M45 x 4.5	D12	220.00	54.00	120.00	38.58	28.93	31.75	4
1654003908	M48 x 5	D13	250.00	60.00	140.00	41.76	31.32	34.93	4
1654004008	M56 x 5.5	D14	250.00	66.00	130.00	48.11	36.07	36.51	4

● Stocked ○ Available Upon Request; MOQ May Apply ▲ Globally Stocked



P					M			K	N		S		H			
Steel					Stainless Steel			Cast Iron	Non-Ferrous		HRSA		Hardened Steel			
Carbon Steel			Alloy Steel	Die Steel	300	400	17-4 PH		Aluminum		Nickel Alloy	Titanium				
Low	Medium	High							6061	Casting			Inconel	6Al4V (30 HRC)	~35 HRC	35-45 HRC
1010	1035	1045	1065	4140	4340											
○	○	○	○	○	○	○	○	○	○	○			○			
100-200 SFM	100-200 SFM	100-200 SFM	100-200 SFM	50-100 SFM	40-80 SFM	25-70 SFM	25-70 SFM	25-50 SFM	60-150 SFM	90-220 SFM	90-220 SFM		50-100 SFM			

○ Good ○ Best






List 16525

A BRAND A-LT-SFT, Long Shank

A SPIRAL FLUTE VC10 V C/2.5P 45° PACKED 1 PIECE



EDP Number	Thread Size	Thread Limit	Overall Length	Thread Length	Neck Length	Shank Diameter	Square Width	Square Length	Number of Flutes	
			L (Inch)	Lc (Inch)	L1 (Inch)	d (Inch)	k (Inch)	lk (Inch)		
1652505608	●	No. 4 - 40 UNC	H2	3.150	0.197	0.750	0.141	0.110	0.188	2
1652505708	●	No. 4 - 48 UNF	H2	3.150	0.197	0.750	0.141	0.110	0.188	2
1652500308	●	No. 5 - 40 UNC	H2	3.937	0.201	0.760	0.141	0.110	0.188	2
1652505908	●	No. 5 - 44 UNF	H2	3.937	0.201	0.760	0.141	0.110	0.188	2
1652500608	●	No. 6 - 32 UNC	H3	4.724	0.248	0.783	0.141	0.110	0.188	2
1652500708	●	No. 6 - 40 UNF	H2	3.937	0.248	0.783	0.141	0.110	0.188	2
1652500908	●	No. 8 - 32 UNC	H3	4.724	0.252	0.827	0.168	0.131	0.250	2
1652501008	●	No. 8 - 36 UNF	H2	3.937	0.252	0.827	0.168	0.131	0.250	2
1652501108	●	No. 10 - 24 UNC	H3	4.921	0.327	0.976	0.194	0.152	0.250	2
1652501308	●	No. 10 - 32 UNF	H3	5.906	0.327	0.976	0.194	0.152	0.250	2
1652501408	●	No. 12 - 24 UNC	H3	4.921	0.331	1.177	0.220	0.165	0.281	2
1652501508	●	No. 12 - 28 UNF	H3	4.921	0.331	1.177	0.220	0.165	0.281	2
1652501708	●	1/4 - 20 UNC	H5	5.906	0.398	1.177	0.255	0.191	0.313	2
1652501908	●	1/4 - 28 UNF	H4	5.906	0.398	1.177	0.255	0.191	0.313	2
1652502108	●	5/16 - 18 UNC	H5	5.906	0.445	1.378	0.318	0.238	0.375	3
1652502308	●	5/16 - 24 UNF	H4	5.906	0.445	1.378	0.318	0.238	0.375	3
1652502508	●	3/8 - 16 UNC	H5	5.906	0.500	1.535	0.381	0.286	0.438	3
1652502708	●	3/8 - 24 UNF	H4	5.906	0.500	1.378	0.381	0.286	0.438	3
1652502908	●	7/16 - 14 UNC	H5	5.906	0.571	2.362	0.323	0.242	0.406	3
1652503108	●	7/16 - 20 UNF	H5	5.906	0.571	2.362	0.323	0.242	0.406	3
1652503308	●	1/2 - 13 UNC	H5	7.087	0.614	2.835	0.367	0.275	0.438	3
1652503508	●	1/2 - 20 UNF	H5	7.087	0.614	2.835	0.367	0.275	0.438	3
1652503708	●	9/16 - 12 UNC	H5	7.087	0.665	2.835	0.429	0.322	0.500	3
1652503908	●	9/16 - 18 UNF	H5	7.087	0.665	2.835	0.429	0.322	0.500	3
1652504108	●	5/8 - 11 UNC	H5	7.087	0.728	2.835	0.480	0.360	0.563	3
1652504308	●	5/8 - 18 UNF	H5	7.087	0.728	2.835	0.480	0.360	0.563	3
1652504508	●	3/4 - 10 UNC	H5	7.874	1.000	3.150	0.590	0.442	0.688	4
1652504708	●	3/4 - 16 UNF	H5	7.874	1.000	3.150	0.590	0.442	0.688	4
1652504908	●	7/8 - 9 UNC	H6	7.874	1.110	3.150	0.697	0.523	0.750	4
1652505108	●	7/8 - 14 UNF	H6	7.874	1.110	3.150	0.697	0.523	0.750	4
1652505308	●	1 - 8 UNC	H6	7.874	1.252	3.465	0.800	0.600	0.813	4
1652505508	●	1 - 12 UNF	H6	7.874	1.252	3.465	0.800	0.600	0.813	4

● Stocked ○ Available Upon Request; MOQ May Apply ▲ Globally Stocked



P					M			K	N		S		H			
Steel					Stainless Steel			Cast Iron	Non-Ferrous		HRSA		Hardened Steel			
Carbon Steel			Alloy Steel	Die Steel	300	400	17-4 PH		Aluminum		Nickel Alloy	Titanium				
Low	Medium	High							6061	Casting			Inconel	6Al4V (30 HRC)	~35 HRC	35-45 HRC
1010	1035	1065	4140	4340	300	400	17-4 PH	6061	7075	Casting	Inconel	6Al4V (30 HRC)	~35 HRC	35-45 HRC	45-50 HRC	50-70 HRC
○	○	○	○	○	○	○	○	○	○	○			○			
80-120 SFM	80-120 SFM	80-120 SFM	35-50 SFM	20-40 SFM	15-35 SFM	15-35 SFM	15-25 SFM	50-80 SFM	70-120 SFM	70-120 SFM			30-55 SFM			

○ Good ○ Best





A Brand A-LT-SFT

Advanced Performance Taps for a Variety of Materials

ABOUT OSG

DRILLING

THREADING


MILLING

HOLDERS

INDEX

List 16520

A BRAND A-LT-SFT, Long Shank



EDP Number	Thread Size	Thread Limit	Overall Length	Thread Length	Neck Length	Shank Diameter	Square Width	Square Length	Number of Flutes
			L (mm)	Lc (mm)	L1 (mm)	d (mm)	k (mm)	lk (mm)	
1652001208	M3 x 0.35	D3	100.00	4.10	18.10	3.58	2.79	4.76	3
1652001308	M3 x 0.5	D3	100.00	4.10	18.10	3.58	2.79	4.76	3
1652001408	M3.5 x 0.35	D3	100.00	4.80	20.00	3.58	2.79	4.76	3
1652001508	M3.5 x 0.6	D3	100.00	4.80	20.00	3.58	2.79	4.76	3
1652001608	M4 x 0.5	D3	100.00	5.60	21.00	4.27	3.33	6.35	3
1652001708	M4 x 0.7	D4	100.00	5.60	21.00	4.27	3.33	6.35	3
1652001808	M4.5 x 0.5	D3	100.00	6.10	25.10	4.93	3.86	6.35	3
1652001908	M4.5 x 0.75	D4	100.00	6.10	25.10	4.93	3.86	6.35	3
1652002008	M5 x 0.5	D3	125.00	6.40	25.00	4.93	3.86	6.35	3
1652002108	M5 x 0.8	D4	125.00	6.40	25.00	4.93	3.86	6.35	3
1652002208	M5.5 x 0.5	D3	125.00	7.30	30.10	5.59	4.19	7.14	3
1652002308	M6 x 0.5	D3	125.00	8.00	30.00	6.48	4.85	7.94	3
1652002508	M6 x 0.75	D4	150.00	8.00	30.00	6.48	4.85	7.94	3
1652002708	M6 x 1	D5	150.00	8.00	30.00	6.48	4.85	7.94	3
1652003308	M8 x 0.75	D4	150.00	8.00	33.00	8.08	6.05	9.53	3
1652003508	M8 x 1	D5	150.00	10.00	35.00	8.08	6.05	9.53	3
1652003708	M8 x 1.25	D5	150.00	10.00	35.00	8.08	6.05	9.53	3
1652004508	M10 x 0.75	D4	150.00	10.00	35.00	9.68	7.26	11.11	3
1652004708	M10 x 1	D5	150.00	10.00	35.00	9.68	7.26	11.11	3
1652004908	M10 x 1.25	D5	150.00	12.00	39.00	9.68	7.26	11.11	3
1652005108	M10 x 1.5	D6	150.00	12.00	39.00	9.68	7.26	11.11	3
1652006108	M12 x 1	D5	180.00	12.00	72.00	9.32	6.99	11.11	3
1652006308	M12 x 1.25	D6	180.00	12.00	72.00	9.32	6.99	11.11	3
1652006508	M12 x 1.5	D6	180.00	14.00	72.00	9.32	6.99	11.11	3
1652006708	M12 x 1.75	D6	180.00	14.00	72.00	9.32	6.99	11.11	3
1652006808	M14 x 1	D5	150.00	12.00	60.00	10.90	8.18	12.70	3
1652006908	M14 x 1.25	D6	150.00	12.00	60.00	10.90	8.18	12.70	3
1652007008	M14 x 1.5	D6	150.00	16.00	60.00	10.90	8.18	12.70	3
1652007108	M14 x 2	D7	150.00	16.00	60.00	10.90	8.18	12.70	3
1652007208	M15 x 1	D5	160.00	12.00	64.00	12.19	9.14	14.29	3
1652007308	M15 x 1.5	D6	160.00	16.00	64.00	12.19	9.14	14.29	3
1652007408	M16 x 1	D5	160.00	12.00	64.00	12.19	9.14	14.29	3
1652007508	M16 x 1.5	D6	160.00	16.00	64.00	12.19	9.14	14.29	3
1652007708	M16 x 2	D7	180.00	16.00	72.00	12.19	9.14	14.29	3
1652008008	M18 x 1	D5	180.00	16.00	72.00	13.77	10.31	15.88	4
1652008108	M18 x 1.5	D6	180.00	16.00	72.00	13.77	10.31	15.88	4
1652008208	M18 x 2	D7	180.00	25.00	72.00	13.77	10.31	15.88	4
1652008308	M18 x 2.5	D7	180.00	25.00	72.00	13.77	10.31	15.88	4
1652008408	M20 x 1	D5	200.00	16.00	80.00	16.56	12.42	17.46	4
1652008508	M20 x 1.5	D6	200.00	16.00	80.00	16.56	12.42	17.46	4
1652008608	M20 x 2	D7	200.00	25.00	80.00	16.56	12.42	17.46	4
1652008708	M20 x 2.5	D7	200.00	25.00	80.00	16.56	12.42	17.46	4
1652008808	M22 x 1	D5	200.00	16.00	80.00	17.70	13.28	19.05	4
1652008908	M22 x 1.5	D6	200.00	16.00	80.00	17.70	13.28	19.05	4
1652009008	M22 x 2	D7	200.00	25.00	80.00	17.70	13.28	19.05	4
1652009108	M22 x 2.5	D7	200.00	25.00	80.00	17.70	13.28	19.05	4
1652009208	M24 x 1	D5	200.00	16.00	83.00	19.30	14.48	19.05	4
1652009308	M24 x 1.5	D6	200.00	16.00	83.00	19.30	14.48	19.05	4
1652009408	M24 x 2	D7	200.00	30.00	83.00	19.30	14.48	19.05	4
1652009508	M24 x 3	D8	200.00	30.00	83.00	19.30	14.48	19.05	4

● Stocked ○ Available Upon Request; MOQ May Apply ▲ Globally Stocked



P					M			K	N		S		H			
Steel					Stainless Steel			Cast Iron	Non-Ferrous		HRSA		Hardened Steel			
Carbon Steel			Alloy Steel	Die Steel	300	400	17-4 PH		Aluminum		Nickel Alloy	Titanium				
Low	Medium	High							6061	Casting			Inconel	6Al4V	~35 HRC	35-45 HRC
1010	1035	1065	4140	4340	300	400	17-4 PH	6061	7075	Casting	Inconel	6Al4V (30 HRC)	~35 HRC	35-45 HRC	45-50 HRC	50-70 HRC
○	○	○	○	○	○	○	○	○	○	○			○			
80-120 SFM	80-120 SFM	80-120 SFM	35-50 SFM	20-40 SFM	15-35 SFM	15-35 SFM	15-25 SFM	50-80 SFM	70-120 SFM	70-120 SFM			30-55 SFM			

○ Good ○ Best






List 16450

EXOPRO® CC-SUS-SFT, DIN Overall Length

SPIRAL FLUTE	HSSE	TiN	C/2.5P	45°	PACKED 1 PIECE
--------------	------	-----	--------	-----	-------------------



EDP Number	Thread Size	Thread Limit	Overall Length	Thread Length	Neck Length	Shank Diameter	Square Width	Square Length	Number of Flutes	
			L (Inch)	Lc (Inch)	L1 (Inch)	d (Inch)	k (Inch)	lk (Inch)		
1645002562	●	No. 2 - 56 UNC	H2	1.772	0.142	0.472	0.141	0.110	0.188	2
1645003482	●	No. 3 - 48 UNC	H2	1.969	0.161	0.531	0.141	0.110	0.188	2
1645004402	●	No. 4 - 40 UNC	H2	2.205	0.197	0.750	0.141	0.110	0.188	2
1645004482	●	No. 4 - 48 UNF	H2	2.205	0.197	0.750	0.141	0.110	0.188	2
1645005402	●	No. 5 - 40 UNC	H2	2.205	0.201	0.790	0.141	0.110	0.188	2
1645006322	●	No. 6 - 32 UNC	H2	2.205	0.248	0.783	0.141	0.110	0.188	2
1645006323	●	No. 6 - 32 UNC	H3	2.205	0.248	0.783	0.141	0.110	0.188	2
1645006402	●	No. 6 - 40 UNF	H2	2.205	0.248	0.783	0.141	0.110	0.188	2
1645008322	●	No. 8 - 32 UNC	H2	2.480	0.252	0.827	0.168	0.131	0.250	2
1645008323	●	No. 8 - 32 UNC	H3	2.480	0.252	0.827	0.168	0.131	0.250	2
1645008362	●	No. 8 - 36 UNF	H2	2.480	0.252	0.827	0.168	0.131	0.250	2
1645010242	●	No. 10 - 24 UNC	H2	2.756	0.327	0.976	0.194	0.152	0.250	2
1645010243	●	No. 10 - 24 UNC	H3	2.756	0.327	0.976	0.194	0.152	0.250	2
1645010322	●	No. 10 - 32 UNF	H2	2.756	0.327	0.976	0.194	0.152	0.250	2
1645010323	●	No. 10 - 32 UNF	H3	2.756	0.327	0.976	0.194	0.152	0.250	2
1645012243	●	No. 12 - 24 UNC	H3	3.150	0.331	1.177	0.220	0.165	0.281	2
1645012283	●	No. 12 - 28 UNF	H3	3.150	0.331	1.177	0.220	0.165	0.281	2
1645014203	●	1/4 - 20 UNC	H3	3.150	0.398	1.177	0.255	0.191	0.313	2
1645014205	●	1/4 - 20 UNC	H5	3.150	0.398	1.177	0.255	0.191	0.313	2
1645014283	●	1/4 - 28 UNF	H3	3.150	0.398	1.177	0.255	0.191	0.313	2
1645014284	●	1/4 - 28 UNF	H4	3.150	0.398	1.177	0.255	0.191	0.313	2
1645056183	●	5/16 - 18 UNC	H3	3.543	0.445	1.378	0.318	0.238	0.375	3
1645056185	●	5/16 - 18 UNC	H5	3.543	0.445	1.378	0.318	0.238	0.375	3
1645056243	●	5/16 - 24 UNF	H3	3.543	0.445	1.378	0.318	0.238	0.375	3
1645056244	●	5/16 - 24 UNF	H4	3.543	0.445	1.378	0.318	0.238	0.375	3
1645038163	●	3/8 - 16 UNC	H3	3.937	0.500	1.535	0.381	0.286	0.438	3
1645038165	●	3/8 - 16 UNC	H5	3.937	0.500	1.535	0.381	0.286	0.438	3
1645038243	●	3/8 - 24 UNF	H3	3.543	0.500	1.378	0.381	0.286	0.438	3
1645038244	●	3/8 - 24 UNF	H4	3.543	0.500	1.378	0.381	0.286	0.438	3
1645076143	●	7/16 - 14 UNC	H3	3.937	0.571	1.713	0.323	0.242	0.406	3
1645076145	●	7/16 - 14 UNC	H5	3.937	0.571	1.713	0.323	0.242	0.406	3
1645076203	●	7/16 - 20 UNF	H3	3.937	0.571	1.713	0.323	0.242	0.406	3
1645076205	●	7/16 - 20 UNF	H5	3.937	0.571	1.713	0.323	0.242	0.406	3
1645012133	●	1/2 - 13 UNC	H3	4.331	0.614	1.933	0.367	0.275	0.438	3
1645012135	●	1/2 - 13 UNC	H5	4.331	0.614	1.933	0.367	0.275	0.438	3
1645012203	●	1/2 - 20 UNF	H3	3.937	0.614	1.933	0.367	0.275	0.438	3
1645012205	●	1/2 - 20 UNF	H5	3.937	0.614	1.933	0.367	0.275	0.438	3
1645096123	●	9/16 - 12 UNC	H3	4.331	0.665	1.972	0.429	0.322	0.500	3
1645096125	●	9/16 - 12 UNC	H5	4.331	0.665	1.972	0.429	0.322	0.500	3
1645096183	●	9/16 - 18 UNF	H3	3.937	0.665	1.972	0.429	0.322	0.500	3
1645096185	●	9/16 - 18 UNF	H5	3.937	0.665	1.972	0.429	0.322	0.500	3
1645058113	●	5/8 - 11 UNC	H3	4.331	0.728	2.126	0.480	0.360	0.563	3

● Stocked ○ Available Upon Request; MOQ May Apply ▲ Globally Stocked
Note: Recommended drill is ADO-SUS drills for stainless steel.



CONTINUED ➔

P					M			K	N		S		H			
Steel					Stainless Steel			Cast Iron	Non-Ferrous		HRSA		Hardened Steel			
Carbon Steel			Alloy Steel	Die Steel	300	400	17-4 PH		Aluminum		Nickel Alloy	Titanium	~35 HRC	35-45 HRC	45-50 HRC	50-70 HRC
Low	Medium	High							6061	7075						
1010	1035	1045	1065	4140	4340											
1018	1045	1065														
○	○	○	○	○	○	○	○									
50-80 SFM	50-80 SFM	30-80 SFM	50-100 SFM													

○ Good ○ Best






List 16450 (Continued)

EXOPRO[®] CC-SUS-SFT, DIN Overall Length

SPIRAL FLUTE	HSSE	TiN	C/2.5P	45°	PACKED 1 PIECE
--------------	------	-----	--------	-----	-------------------



EDP Number	Thread Size	Thread Limit	Overall Length	Thread Length	Neck Length	Shank Diameter	Square Width	Square Length	Number of Flutes	
			L (Inch)	Lc (Inch)	L1 (Inch)	d (Inch)	k (Inch)	lk (Inch)		
1645058115	●	5/8 - 11 UNC	H5	4.331	0.728	2.126	0.480	0.360	0.563	3
1645058183	●	5/8 - 18 UNF	H3	3.937	0.728	2.126	0.480	0.360	0.563	3
1645058185	●	5/8 - 18 UNF	H5	3.937	0.728	2.126	0.480	0.360	0.563	3
1645034103	●	3/4 - 10 UNC	H3	4.921	1.000	2.433	0.590	0.442	0.688	4
1645034105	●	3/4 - 10 UNC	H5	4.921	1.000	2.433	0.590	0.442	0.688	4
1645034163	●	3/4 - 16 UNF	H3	4.331	1.000	2.433	0.590	0.442	0.688	4
1645034165	●	3/4 - 16 UNF	H5	4.331	1.000	2.433	0.590	0.442	0.688	4
1645078094	●	7/8 - 9 UNC	H4	5.512	1.110	2.654	0.697	0.523	0.750	4
1645078096	●	7/8 - 9 UNC	H6	5.512	1.110	2.654	0.697	0.523	0.750	4
1645078144	●	7/8 - 14 UNF	H4	4.921	1.110	2.654	0.697	0.523	0.750	4
1645078146	●	7/8 - 14 UNF	H6	4.921	1.110	2.654	0.697	0.523	0.750	4
1645010084	●	1 - 8 UNC	H4	6.299	1.252	3.012	0.800	0.600	0.813	4
1645010086	●	1 - 8 UNC	H6	6.299	1.252	3.012	0.800	0.600	0.813	4
1645010124	●	1 - 12 UNC	H4	5.512	1.252	3.012	0.800	0.600	0.813	4
1645010126	●	1 - 12 UNC	H6	5.512	1.252	3.012	0.800	0.600	0.813	4

● Stocked ○ Available Upon Request; MOQ May Apply ▲ Globally Stocked
 Note: Recommended drill is ADO-SUS drills for stainless steel.



ABOUT OSG

DRILLING

THREADING

MILLING

HOLDERS

INDEX

P					M			K Cast Iron	N		S		H						
Steel					Stainless Steel				Non-Ferrous		HRSA		Hardened Steel						
Carbon Steel			Alloy Steel	Die Steel					Aluminum		Nickel Alloy	Titanium							
Low	Medium	High			300	400	17-4 PH		6061	Casting			Inconel	6Al4V (30 HRC)	~35 HRC	35-45 HRC	45-50 HRC	50-70 HRC	
1010	1035	1065	4140																
1018	1045		4340																
○	○	○	⊗		⊗	⊗	○												
50-80 SFM	50-80 SFM	30-80 SFM	50-100 SFM		20-35 SFM	20-35 SFM	15-25 SFM												

○ Good ⊗ Best






List 16455

EXOPRO[®] CC-SUS-SFT, DIN Overall Length

SPIRAL FLUTE	HSSE	TiN	C/2.5P	45°	PACKED 1 PIECE
--------------	------	-----	--------	-----	-------------------



EDP Number	●	Thread Size	Thread Limit	Overall Length	Thread Length	Neck Length	Shank Diameter	Square Width	Square Length	Number of Flutes
				L (mm)	Lc (mm)	L1 (mm)	d (mm)	k (mm)	lk (mm)	
1645502043	●	M2 x 0.4	D3	45.00	3.20	12.00	3.58	2.79	4.76	2
1645525453	●	M2.5 x 0.45	D3	50.00	3.70	14.10	3.58	2.79	4.76	2
1645526453	●	M2.6 x 0.45	D3	50.00	3.60	16.00	3.58	2.79	4.76	2
1645503054	●	M3 x 0.5	D4	56.00	4.10	18.10	3.58	2.79	4.76	2
1645504074	●	M4 x 0.7	D4	63.00	5.60	21.00	4.27	3.33	6.35	2
1645505084	●	M5 x 0.8	D4	70.00	6.40	25.00	4.93	3.86	6.35	2
1645506103	●	M6 x 1	D3	80.00	8.00	30.00	6.48	4.85	7.94	2
1645506105	●	M6 x 1	D5	80.00	8.00	30.00	6.48	4.85	7.94	2
1645508124	●	M8 x 1.25	D4	90.00	10.00	35.00	8.08	6.05	9.53	3
1645508126	●	M8 x 1.25	D6	90.00	10.00	35.00	8.08	6.05	9.53	3
1645510154	●	M10 x 1.5	D4	100.00	12.00	39.00	9.68	7.26	11.11	3
1645510156	●	M10 x 1.5	D6	100.00	12.00	39.00	9.68	7.26	11.11	3
1645512174	●	M12 x 1.75	D4	110.00	14.00	49.10	9.32	6.99	11.11	3
1645512176	●	M12 x 1.75	D6	110.00	14.00	49.10	9.32	6.99	11.11	3
1645514205	●	M14 x 2	D5	110.00	16.00	50.10	10.90	8.18	12.70	3
1645514207	●	M14 x 2	D7	110.00	16.00	50.10	10.90	8.18	12.70	3
1645516205	●	M16 x 2	D5	110.00	16.00	54.00	12.19	9.14	14.29	3
1645516207	●	M16 x 2	D7	110.00	16.00	54.00	12.19	9.14	14.29	3
1645518257	●	M18 x 2.5	D7	125.00	25.00	55.00	13.77	10.31	15.88	4
1645520258	●	M20 x 2.5	D8	140.00	25.00	61.80	16.56	12.42	17.46	4
1645524309	●	M24 x 3	D9	160.00	30.00	68.40	19.30	14.48	19.05	4

● Stocked ○ Available Upon Request; MOQ May Apply ▲ Globally Stocked
Note: Recommended drill is ADO-SUS drills for stainless steel.



P					M			K	N		S		H						
Steel					Stainless Steel				Cast Iron	Non-Ferrous		HRSA		Hardened Steel					
Carbon Steel			Alloy Steel	Die Steel						Aluminum		Nickel Alloy	Titanium						
Low	Medium	High			300	400	17-4 PH			6061	Casting			Inconel	6Al4V (30 HRC)	~35 HRC	35-45 HRC	45-50 HRC	50-70 HRC
1010	1035	1065	4140	4340	○	○	○	○	○	○	○	○	○	○	○	○	○	○	○
1018	1045	1065	4140	4340	○	○	○	○	○	○	○	○	○	○	○	○	○	○	○
50-80 SFM	50-80 SFM	30-80 SFM	50-100 SFM		20-35 SFM	20-35 SFM	15-25 SFM												

○ Good ⊗ Best





List 13063

EXOPRO[®] Ti V-CPM-RFT, RHC/LHS for Through Hole

SPIRAL FLUTE	VC10	V	C/4.5P	21°	LH	PACKED 1 PIECE
--------------	------	---	--------	-----	----	-------------------



EDP Number	Thread Size	Thread Limit	Overall Length	Thread Length	Neck Length	Shank Diameter	Square Width	Square Length	Number of Flutes	
			L (Inch)	Lc (Inch)	L1 (Inch)	d (Inch)	k (Inch)	lk (Inch)		
1306300108	●	No. 2 - 56 UNC	H2	1.752	0.437	0.476	0.141	0.110	0.188	2
1306300208	●	No. 4 - 40 UNC	H2	1.874	0.295	0.560	0.141	0.110	0.188	3
1306300308	●	No. 6 - 32 UNC	H3	2.000	0.370	0.685	0.141	0.110	0.188	3
1306300408	●	No. 8 - 32 UNC	H3	2.126	0.374	0.752	0.168	0.131	0.250	3
1306300508	●	No. 10 - 24 UNC	H3	2.374	0.492	0.866	0.194	0.152	0.250	3
1306300608	●	No. 10 - 32 UNF	H3	2.374	0.492	0.866	0.194	0.152	0.250	3
1306300708	●	1/4 - 20 UNC	H3	2.500	0.594	0.997	0.255	0.191	0.313	3
1306300808	●	1/4 - 20 UNC	H5	2.500	0.594	0.997	0.255	0.191	0.313	3
1306300908	●	1/4 - 28 UNF	H3	2.500	0.594	0.997	0.255	0.191	0.313	3
1306301008	●	5/16 - 18 UNC	H3	2.720	0.665	1.126	0.318	0.238	0.375	3
1306301108	●	5/16 - 18 UNC	H5	2.720	0.665	1.126	0.318	0.238	0.375	3
1306301208	●	5/16 - 24 UNF	H3	2.720	0.665	1.126	0.318	0.238	0.375	3
1306301308	●	3/8 - 16 UNC	H3	2.937	0.752	1.252	0.381	0.286	0.438	3
1306301408	●	3/8 - 16 UNC	H5	2.937	0.752	1.252	0.381	0.286	0.438	3
1306301508	●	3/8 - 24 UNF	H3	2.937	0.752	1.252	0.381	0.286	0.438	3
1306301608	●	7/16 - 14 UNC	H3	3.157	0.858	1.291	0.323	0.242	0.406	3
1306301708	●	7/16 - 20 UNF	H3	3.157	0.858	1.291	0.323	0.242	0.406	3
1306301808	●	1/2 - 13 UNC	H3	3.374	0.921	1.354	0.367	0.275	0.438	3
1306301908	●	1/2 - 13 UNC	H5	3.374	0.921	1.354	0.367	0.275	0.438	3
1306302008	●	1/2 - 20 UNF	H3	3.374	0.921	1.354	0.367	0.275	0.438	3

● Stocked ○ Available Upon Request; MOQ May Apply ▲ Globally Stocked



ABOUT OSG

DRILLING

THREADING

MILLING

HOLDERS

INDEX

P					M			K	N		S		H			
Steel					Stainless Steel			Cast Iron	Non-Ferrous		HRSA		Hardened Steel			
Carbon Steel			Alloy Steel	Die Steel	Aluminum		Nickel Alloy		Titanium							
Low	Medium	High			6061	7075				Casting	Inconel	6Al4V (30 HRC)	~35 HRC	35-45 HRC	45-50 HRC	50-70 HRC
1010	1035	1065	4140	○	300	400	17-4 PH	○				○				
1018	1045		4340									⊗	○			
			15-50 SFM				8-20 SFM					⊗	○			

○ Good ⊗ Best






List 13163

EXOPRO[®] Ti V-CPM-RFT, RHC/LHS for Through Hole

SPIRAL FLUTE
 VC10
 V
 3 FLUTE
 C/4.5P
 21°
 LH
 PACKED 1 PIECE



EDP Number	●	Thread Size	Thread Limit	Overall Length			Shank Diameter	Square Width	Square Length
				L (mm)	Lc (mm)	L1 (mm)			
1316300108	●	M2.5 x 0.45	D3	47.60	12.00	13.80	3.58	2.79	4.76
1316300208	●	M3 x 0.5	D3	50.80	6.00	16.00	3.58	2.79	4.76
1316300308	●	M4 x 0.7	D4	55.80	8.00	19.10	4.27	3.33	6.35
1316300408	●	M5 x 0.8	D4	62.40	9.00	22.20	4.93	3.86	6.35
1316300508	●	M6 x 1	D5	65.50	12.00	25.40	6.48	4.85	7.30
1316300808	●	M8 x 1.25	D5	69.10	15.00	28.60	8.08	6.05	9.53
1316300908	●	M10 x 1.25	D5	74.60	18.00	31.80	9.68	7.26	11.11
1316301008	●	M10 x 1.5	D6	74.60	18.00	31.80	9.68	7.26	11.11
1316301108	●	M12 x 1.25	D5	85.70	21.00	32.00	9.32	6.99	11.11
1316301308	●	M12 x 1.75	D6	85.70	21.00	32.00	9.32	6.99	11.11

● Stocked ○ Available Upon Request; MOQ May Apply ▲ Globally Stocked



ABOUT OSG

DRILLING

THREADING

MILLING

HOLDERS

INDEX

P					M			K	N		S		H			
Steel					Stainless Steel			Cast Iron	Non-Ferrous		HRSA		Hardened Steel			
Carbon Steel			Alloy Steel	Die Steel	Aluminum		Nickel Alloy		Titanium							
Low	Medium	High			6061	7075				Casting	Inconel	6Al4V (30 HRC)	~35 HRC	35-45 HRC	45-50 HRC	50-70 HRC
1010	1035	1065	4140	○	300	400	17-4 PH	○				○				
1018	1045		4340									⊗				
			15-50 SFM				8-20 SFM					8-20 SFM	15-35 SFM			

○ Good ⊗ Best





List 335Ni

EXOPRO[®] WHR-Ni-SFT, DIN Overall Length



EDP Number	Thread Size	Thread Limit	Overall Length	Thread Length	Neck Length	Shank Diameter	Square Width	Square Length	Number of Flutes	
			L (Inch)	Lc (Inch)	L1 (Inch)	d (Inch)	k (Inch)	lk (Inch)		
3350002562	●	No. 2 - 56 UNC	H2	1.772	0.437	-	0.141	0.110	0.188	2
3350004402	●	No. 4 - 40 UNC	H2	2.205	0.563	-	0.141	0.110	0.188	3
3350004403	●	No. 4 - 40 UNC	H3	2.205	0.563	-	0.141	0.110	0.188	3
3350006322	●	No. 6 - 32 UNC	H2	2.205	0.689	-	0.141	0.110	0.188	3
3350006323	●	No. 6 - 32 UNC	H3	2.205	0.689	-	0.141	0.110	0.188	3
3350008322	●	No. 8 - 32 UNC	H2	2.480	0.748	-	0.168	0.131	0.250	3
3350008323	●	No. 8 - 32 UNC	H3	2.480	0.748	-	0.168	0.131	0.250	3
3350010243	●	No. 10 - 24 UNC	H3	2.756	0.874	-	0.194	0.152	0.250	3
3350010245	●	No. 10 - 24 UNC	H5	2.756	0.874	-	0.194	0.152	0.250	3
3350010322	●	No. 10 - 32 UNF	H2	2.756	0.866	-	0.194	0.152	0.250	3
3350010323	●	No. 10 - 32 UNF	H3	2.756	0.866	-	0.194	0.152	0.250	3
3350014203	●	1/4 - 20 UNC	H3	3.150	1.000	-	0.255	0.191	0.313	3
3350014205	●	1/4 - 20 UNC	H5	3.150	1.000	-	0.255	0.191	0.313	3
3350014283	●	1/4 - 28 UNF	H3	3.150	0.992	-	0.255	0.191	0.313	3
3350014284	●	1/4 - 28 UNF	H4	3.150	0.992	-	0.255	0.191	0.313	3
3350516183	●	5/16 - 18 UNC	H3	3.543	0.665	1.378	0.318	0.238	0.375	3
3350516185	●	5/16 - 18 UNC	H5	3.543	0.665	1.378	0.318	0.238	0.375	3
3350516243	●	5/16 - 24 UNF	H3	3.543	0.665	1.378	0.318	0.238	0.375	3
3350516245	●	5/16 - 24 UNF	H5	3.543	0.665	1.378	0.318	0.238	0.375	3
3350038163	●	3/8 - 16 UNC	H3	3.937	0.752	1.535	0.381	0.286	0.438	3
3350038165	●	3/8 - 16 UNC	H5	3.937	0.752	1.535	0.381	0.286	0.438	3
3350038243	●	3/8 - 24 UNF	H3	3.543	0.752	1.378	0.381	0.286	0.438	3
3350038244	●	3/8 - 24 UNF	H4	3.543	0.752	1.378	0.381	0.286	0.438	3
3350716143	●	7/16 - 14 UNC	H3	3.937	0.858	1.713	0.323	0.242	0.406	3
3350716145	●	7/16 - 14 UNC	H5	3.937	0.858	1.713	0.323	0.242	0.406	3
3350716203	●	7/16 - 20 UNF	H3	3.937	0.858	1.713	0.323	0.242	0.406	3
3350716205	●	7/16 - 20 UNF	H5	3.937	0.858	1.713	0.323	0.242	0.406	3
3350012133	●	1/2 - 13 UNC	H3	4.331	0.921	1.933	0.367	0.275	0.438	3
3350012135	●	1/2 - 13 UNC	H5	4.331	0.921	1.933	0.367	0.275	0.438	3
3350012203	●	1/2 - 20 UNF	H3	3.937	0.921	1.933	0.367	0.275	0.438	3
3350012205	●	1/2 - 20 UNF	H5	3.937	0.921	1.933	0.367	0.275	0.438	3
3350096183	●	9/16 - 18 UNF	H3	3.937	1.000	1.972	0.429	0.322	0.500	4
3350096185	●	9/16 - 18 UNF	H5	3.937	1.000	1.972	0.429	0.322	0.500	4
3350058113	●	5/8 - 11 UNC	H3	4.331	1.091	2.126	0.480	0.360	0.563	4
3350058115	●	5/8 - 11 UNC	H5	4.331	1.091	2.126	0.480	0.360	0.563	4
3350058183	●	5/8 - 18 UNF	H3	3.937	1.091	2.126	0.480	0.360	0.563	4
3350058185	●	5/8 - 18 UNF	H5	3.937	1.091	2.126	0.480	0.360	0.563	4
3350034103	●	3/4 - 10 UNC	H3	4.921	1.201	2.433	0.590	0.442	0.688	4
3350034105	●	3/4 - 10 UNC	H5	4.921	1.201	2.433	0.590	0.442	0.688	4
3350034163	●	3/4 - 16 UNF	H3	4.331	1.201	2.433	0.590	0.442	0.688	4
3350034165	●	3/4 - 16 UNF	H5	4.331	1.201	2.433	0.590	0.442	0.688	4
3350078093	●	7/8 - 9 UNC	H3	5.512	1.335	2.654	0.697	0.523	0.750	4
3350078095	●	7/8 - 9 UNC	H5	5.512	1.335	2.654	0.697	0.523	0.750	4
3350078143	●	7/8 - 14 UNF	H3	4.921	1.335	2.654	0.697	0.523	0.750	4
3350078145	●	7/8 - 14 UNF	H5	4.921	1.335	2.654	0.697	0.523	0.750	4
3350001083	●	1 - 8 UNC	H3	6.299	1.500	3.012	0.800	0.600	0.813	4
3350001085	●	1 - 8 UNC	H5	6.299	1.500	3.012	0.800	0.600	0.813	4
3350001123	●	1 - 12 UNF	H3	5.512	1.500	3.012	0.800	0.600	0.813	4
3350001125	●	1 - 12 UNF	H5	5.512	1.500	3.012	0.800	0.600	0.813	4

● Stocked ○ Available Upon Request; MOQ May Apply ▲ Globally Stocked



P					M			K	N		S		H				
Steel					Stainless Steel				Cast Iron	Non-Ferrous		HRSA		Hardened Steel			
Carbon Steel			Alloy Steel	Die Steel						Aluminum		Nickel Alloy	Titanium				
Low	Medium	High			4140 4340		300		400	17-4 PH	6061 7075			Casting	Inconel	6Al4V (30 HRC)	~35 HRC
1010 1018	1035 1045	1065										○					
							8-20 SFM				8-15 SFM				8-12 SFM		

○ Good ⊗ Best

ABOUT OSG

DRILLING

THREADING

MILLING

HOLDERS

INDEX





List 336Ni

EXOPRO[®] WHR-Ni-SFT, DIN Overall Length

SPIRAL FLUTE	VC10	HR	C/2.5P	11°	PACKED 1 PIECE
--------------	------	----	--------	-----	-------------------



EDP Number	Thread Size	Thread Limit	Overall Length	Thread Length	Neck Length	Shank Diameter	Square Width	Square Length	Number of Flutes
			L (mm)	Lc (mm)	L1 (mm)	d (mm)	k (mm)	lk (mm)	
3360250453	M2.5 x 0.45	D3	50.00	12.70	-	3.58	2.79	4.76	3
3360003053	M3 x 0.5	D3	56.00	15.90	-	3.58	2.79	4.76	3
3360004074	M4 x 0.7	D4	63.00	19.00	-	4.27	3.33	6.35	3
3360005084	M5 x 0.8	D4	70.00	22.20	-	4.93	3.86	6.35	3
3360006755	M6 x 0.75	D5	80.00	25.30	-	6.48	4.85	7.94	3
3360006105	M6 x 1	D5	80.00	25.40	-	6.48	4.85	7.94	3
3360008105	M8 x 1	D5	90.00	15.00	35.00	8.08	6.05	9.53	3
3360008255	M8 x 1.25	D5	90.00	15.00	35.00	8.08	6.05	9.53	3
3360010255	M10 x 1.25	D5	100.00	18.00	39.00	9.68	7.26	11.11	3
3360010156	M10 x 1.5	D6	100.00	18.00	39.00	9.68	7.26	11.11	3
3360012156	M12 x 1.5	D6	100.00	21.00	49.10	9.32	6.99	11.11	3
3360012756	M12 x 1.75	D6	110.00	21.00	49.10	9.32	6.99	11.11	3
3360014156	M14 x 1.5	D6	100.00	24.00	50.10	10.90	8.18	12.70	3
3360014207	M14 x 2	D7	110.00	24.00	50.10	10.90	8.18	12.70	3
3360016156	M16 x 1.5	D6	100.00	24.00	50.10	12.19	9.14	14.29	3
3360016207	M16 x 2	D7	110.00	24.00	50.10	12.19	9.14	14.29	3
3360018156	M18 x 1.5	D6	110.00	24.00	54.00	13.77	10.31	15.88	3
3360018257	M18 x 2.5	D7	125.00	24.00	54.00	13.77	10.31	15.88	3
3360020156	M20 x 1.5	D6	125.00	30.00	61.80	16.56	12.42	17.46	3
3360020258	M20 x 2.5	D8	140.00	30.00	61.80	16.56	12.42	17.46	3
3360022156	M22 x 1.5	D6	125.00	30.00	67.40	17.70	13.28	19.05	3
3360022258	M22 x 2.5	D8	140.00	30.00	67.40	17.70	13.28	19.05	3
3360024156	M24 x 1.5	D6	140.00	36.00	68.40	19.30	14.48	19.05	4
3360024308	M24 x 3	D8	160.00	36.00	68.40	19.30	14.48	19.05	4

● Stocked ○ Available Upon Request; MOQ May Apply ▲ Globally Stocked

EP

P					M			K	N		S		H			
Steel					Stainless Steel			Cast Iron	Non-Ferrous		HRSA		Hardened Steel			
Carbon Steel			Alloy Steel	Die Steel	Aluminum		Nickel Alloy		Titanium							
Low	Medium	High			6061	Casting				Inconel	6Al4V	~35 HRC	35-45 HRC	45-50 HRC	50-70 HRC	
1010	1035	1065	4140	Die Steel	300	400	17-4 PH	6061	Casting	Inconel	6Al4V (30 HRC)	~35 HRC	35-45 HRC	45-50 HRC	50-70 HRC	
1018	1045		4340					8-15 SFM								
							○			⊗				○		
							8-20 SFM			8-15 SFM				8-12 SFM		

○ Good ⊗ Best



ABOUT OSG
DRILLING
THREADING
MILLING
HOLDERS
INDEX



EXOCARB® Taps

Tungsten Carbide Spiral Fluted Taps

ABOUT OSG

DRILLING

THREADING

MILLING

HOLDERS

INDEX

List 389

EXOCARB® OT-SFT, JIS

SPIRAL FLUTE	CARBIDE	BR	3 FLUTE	C/1.5P	C/2.5P	15°	PACKED 1 PIECE
--------------	---------	----	---------	--------	--------	-----	-------------------



EDP Number	Thread Size	Thread Limit	Chamfer Type	Overall Length	Thread Length	Neck Length	Shank Diameter	Square Width	Square Length	
				L (mm)	Lc (mm)	L1 (mm)	d (mm)	k (mm)	lk (mm)	
8315255	●	M3 x 0.5	OH3	Bottom (1.5P)	46.00	11.00	19.00	4.00	3.20	6.00
8315254	●	M3 x 0.5	OH3	Modified Bottom (2.5P)	46.00	11.00	19.00	4.00	3.20	6.00
8315261	●	M4 x 0.7	OH3	Bottom (1.5P)	52.00	13.00	21.00	5.00	4.00	7.00
8315260	●	M4 x 0.7	OH3	Modified Bottom (2.5P)	52.00	13.00	21.00	5.00	4.00	7.00
8315267	●	M5 x 0.8	OH3	Bottom (1.5P)	60.00	15.90	23.90	5.50	4.50	7.00
8315266	●	M5 x 0.8	OH3	Modified Bottom (2.5P)	60.00	15.90	23.90	5.50	4.50	7.00
8315273	●	M6 x 1	OH3	Bottom (1.5P)	62.00	19.00	29.00	6.00	4.50	7.00
8315272	●	M6 x 1	OH3	Modified Bottom (2.5P)	62.00	19.00	29.00	6.00	4.50	7.00
8315285	●	M8 x 1.25	OH4	Bottom (1.5P)	70.00	22.00	-	6.20	5.00	8.00
8315284	●	M8 x 1.25	OH4	Modified Bottom (2.5P)	70.00	22.00	-	6.20	5.00	8.00
8315303	●	M10 x 1.25	OH4	Bottom (1.5P)	75.00	24.00	-	7.00	5.50	8.00
8315302	●	M10 x 1.25	OH4	Modified Bottom (2.5P)	75.00	24.00	-	7.00	5.50	8.00
8315297	●	M10 x 1.5	OH4	Bottom (1.5P)	75.00	24.00	-	7.00	5.50	8.00
8315296	●	M10 x 1.5	OH4	Modified Bottom (2.5P)	75.00	24.00	-	7.00	5.50	8.00
8315315	●	M12 x 1.75	OH4	Bottom (1.5P)	82.00	29.00	-	8.50	6.50	9.00
8315314	●	M12 x 1.75	OH4	Modified Bottom (2.5P)	82.00	29.00	-	8.50	6.50	9.00

● Stocked ○ Available Upon Request; MOQ May Apply ▲ Globally Stocked

Note: Other coatings are available upon request.



P					M			K	N		S		H					
Steel					Stainless Steel			Cast Iron	Non-Ferrous		HRSA		Hardened Steel					
Carbon Steel			Alloy Steel	Die Steel	300	400	17-4 PH		Aluminum		Nickel Alloy	Titanium						
Low	Medium	High							6061	Casting			Inconel	6Al4V	~35 HRC	35-45 HRC	45-50 HRC	50-70 HRC
1010	1035	1065	4140	4340							⊙	⊙	⊙					
1018	1045							40-90 SFM	50-100 SFM	50-80 SFM								

○ Good ⊙ Best





List 313Ti

EXOTAP® VC-10 V-Ti-SFT

SPIRAL FLUTE	VC10	V	C/2.5P	10°	PACKED 1 PIECE
--------------	------	---	--------	-----	-------------------



EDP Number	Thread Size	Thread Limit	Overall Length	Thread Length	Neck Length	Shank Diameter	Square Width	Square Length	Number of Flutes
			L (Inch)	Lc (Inch)	L1 (Inch)	d (Inch)	k (Inch)	lk (Inch)	
1305710108	No. 2 - 56 UNC	H2	1.750	0.437	-	0.141	0.110	0.188	3
1305710208	No. 4 - 40 UNC	H2	1.875	0.559	-	0.141	0.110	0.188	3
1305710408	No. 6 - 32 UNC	H2	2.000	0.685	-	0.141	0.110	0.188	3
1305710508	No. 6 - 32 UNC	H3	2.000	0.685	-	0.141	0.110	0.188	3
1305710608	No. 6 - 40 UNF	H2	2.000	0.685	-	0.141	0.110	0.188	3
1305710708	No. 8 - 32 UNC	H2	2.125	0.752	-	0.168	0.131	0.250	3
1305710808	No. 8 - 32 UNC	H3	2.125	0.752	-	0.168	0.131	0.250	3
1305710908	No. 8 - 36 UNF	H2	2.125	0.752	-	0.168	0.131	0.250	3
1305711008	No. 10 - 24 UNC	H3	2.375	0.866	-	0.194	0.152	0.250	3
1305711108	No. 10 - 32 UNF	H2	2.375	0.866	-	0.194	0.152	0.250	3
1305711208	No. 10 - 32 UNF	H3	2.375	0.866	-	0.194	0.152	0.250	3
1305711308	1/4 - 20 UNC	H3	2.500	0.996	-	0.255	0.191	0.313	3
1305711408	1/4 - 20 UNC	H5	2.500	0.996	-	0.255	0.191	0.313	3
1305711508	1/4 - 28 UNF	H3	2.500	0.996	-	0.255	0.191	0.313	3
1305711608	1/4 - 28 UNF	H4	2.500	0.996	-	0.255	0.191	0.313	3
1305714608	1/4 - 28 UNF	H5	2.500	0.996	-	0.255	0.191	0.313	3
1305711708	5/16 - 18 UNC	H3	2.719	0.445	1.126	0.318	0.238	0.375	3
1305711808	5/16 - 18 UNC	H5	2.719	0.445	1.126	0.318	0.238	0.375	3
1305711908	5/16 - 24 UNF	H3	2.719	0.445	1.126	0.318	0.238	0.375	3
1305712008	5/16 - 24 UNF	H4	2.719	0.445	1.126	0.318	0.238	0.375	3
1305712108	3/8 - 16 UNC	H3	2.938	0.500	1.252	0.381	0.286	0.438	3
1305712208	3/8 - 16 UNC	H5	2.938	0.500	1.252	0.381	0.286	0.438	3
1305712308	3/8 - 24 UNF	H3	2.938	0.500	1.252	0.381	0.286	0.438	3
1305712408	3/8 - 24 UNF	H4	2.938	0.500	1.252	0.381	0.286	0.438	3
1305712508	7/16 - 14 UNC	H3	3.156	0.571	1.713	0.323	0.242	0.406	3
1305712608	7/16 - 14 UNC	H5	3.156	0.571	1.713	0.323	0.242	0.406	3
1305712708	7/16 - 20 UNF	H3	3.156	0.571	1.713	0.323	0.242	0.406	3
1305712808	7/16 - 20 UNF	H5	3.156	0.571	1.713	0.323	0.242	0.406	3
1305712908	1/2 - 13 UNC	H3	3.375	0.614	1.933	0.367	0.275	0.438	3
1305713008	1/2 - 13 UNC	H5	3.375	0.614	1.933	0.367	0.275	0.438	3
1305713108	1/2 - 20 UNF	H3	3.375	0.614	1.933	0.367	0.275	0.438	3
1305713208	1/2 - 20 UNF	H5	3.375	0.614	1.933	0.367	0.275	0.438	3
1305713308	9/16 - 18 UNF	H3	3.594	0.665	1.972	0.429	0.322	0.500	4
1305713408	9/16 - 18 UNF	H5	3.594	0.665	1.972	0.429	0.322	0.500	4
1305713508	5/8 - 11 UNC	H3	3.813	0.728	2.126	0.480	0.360	0.563	4
1305713608	5/8 - 18 UNF	H3	3.813	0.728	2.126	0.480	0.360	0.563	4
1305713708	5/8 - 18 UNF	H5	3.813	0.728	2.126	0.480	0.360	0.563	4
1305713808	3/4 - 10 UNC	H5	4.250	0.799	2.433	0.590	0.442	0.688	4
1305713908	3/4 - 16 UNF	H3	4.250	0.799	2.433	0.590	0.442	0.688	4
1305714008	3/4 - 16 UNF	H5	4.250	0.799	2.433	0.590	0.442	0.688	4
1305714208	7/8 - 9 UNC	H3	4.688	0.890	2.654	0.697	0.523	0.750	4
1305714308	7/8 - 9 UNC	H5	4.688	0.890	2.654	0.697	0.523	0.750	4
1305714408	7/8 - 14 UNF	H3	4.688	0.890	2.654	0.697	0.523	0.750	4
1305714508	7/8 - 14 UNF	H5	4.688	0.890	2.654	0.697	0.523	0.750	4
1305714108	1 - 8 UNC	H5	5.125	1.000	3.012	0.800	0.600	0.813	4

● Stocked ○ Available Upon Request; MOQ May Apply ▲ Globally Stocked

EXT

P					M			K	N		S		H			
Steel					Stainless Steel			Cast Iron	Non-Ferrous		HRSA		Hardened Steel			
Carbon Steel			Alloy Steel	Die Steel	300	400	17-4 PH		Aluminum		Nickel Alloy	Titanium	~35 HRC	35-45 HRC	45-50 HRC	50-70 HRC
Low	Medium	High							6061	Casting						
1010	1035	1065	4140					7075								
1018	1045		4340													
			15-30 SFM				8-20 SFM									

○ Good ⊗ Best





EXOTAP® VC-10 Ti

Taps Designed for Titanium Alloys

ABOUT OSG

DRILLING

THREADING

MILLING

HOLDERS

INDEX

List 345Ti

EXOTAP® VC-10 V-Ti-SFT

SPIRAL FLUTE	VC10	V	3 FLUTE	C/2.5P	10°	PACKED 1 PIECE
--------------	------	---	---------	--------	-----	-------------------



EDP Number	Thread Size	Thread Limit	Overall Length		Thread Length		Neck Length		Shank Diameter		Square Width		Square Length	
			L (mm)	Lc (mm)	L1 (mm)	L1 (mm)	d (mm)	k (mm)	lk (mm)	lk (mm)				
1316210008	● M2.5 x 0.45	D3	46.00	12.70	-	3.58	2.79	4.76						
1316210108	● M3 x 0.5	D3	49.20	16.00	-	3.58	2.79	4.76						
1316210208	● M4 x 0.7	D4	54.00	19.10	-	4.27	3.33	6.35						
1316210308	● M5 x 0.8	D4	60.30	22.20	-	4.93	3.86	6.35						
1316210408	● M6 x 1	D5	63.50	25.40	-	6.48	4.85	7.94						
1316210508	● M8 x 1.25	D5	69.10	10.00	28.60	8.08	6.05	9.53						
1316210608	● M10 x 1.25	D5	74.60	12.00	31.80	9.68	7.26	11.11						
1316210708	● M10 x 1.5	D6	74.60	12.00	31.80	9.68	7.26	11.11						
1316210908	● M12 x 1.25	D5	85.70	14.00	49.10	9.32	6.99	11.11						
1316210808	● M12 x 1.75	D6	85.70	14.00	49.10	9.32	6.99	11.11						

● Stocked ○ Available Upon Request; MOQ May Apply ▲ Globally Stocked



P					M			K	N		S		H						
Steel					Stainless Steel			Cast Iron	Non-Ferrous		HRSA		Hardened Steel						
Carbon Steel			Alloy Steel	Die Steel					Aluminum		Nickel Alloy	Titanium							
Low	Medium	High			300	400	17-4 PH		6061	Casting			Inconel	6Al4V (30 HRC)	~35 HRC	35-45 HRC	45-50 HRC	50-70 HRC	
1010	1035	1065	4140																
1018	1045		4340																
			15-30 SFM																

○ Good ⊗ Best





List 317Ti

EXOTAP® VC-10 VPO-Ti-SFT, DIN Overall Length



EDP Number	Thread Size	Thread Limit	Overall Length			Shank Diameter	Square Width	Square Length	Number of Flutes
			L (Inch)	Lc (Inch)	L1 (Inch)				
31721408	1/4 - 28 UNF	H3	3.150	1.000	-	0.255	0.191	0.313	3
31721508	1/4 - 28 UNF	H4	3.150	1.000	-	0.255	0.191	0.313	3
31721808	5/16 - 24 UNF	H3	3.543	0.445	1.378	0.318	0.238	0.375	3
31721908	5/16 - 24 UNF	H4	3.543	0.445	1.378	0.318	0.238	0.375	3
31722208	3/8 - 24 UNF	H3	3.543	0.500	1.378	0.381	0.286	0.438	3
31722308	3/8 - 24 UNF	H4	3.543	0.500	1.378	0.381	0.286	0.438	3
31722608	7/16 - 20 UNF	H3	3.937	0.571	1.713	0.323	0.242	0.406	3
31722708	7/16 - 20 UNF	H5	3.937	0.571	1.713	0.323	0.242	0.406	3
31723008	1/2 - 20 UNF	H3	3.937	0.614	1.933	0.367	0.275	0.438	3
31723108	1/2 - 20 UNF	H5	3.937	0.614	1.933	0.367	0.275	0.438	3
31723408	9/16 - 18 UNF	H3	3.937	0.665	1.972	0.429	0.322	0.500	4
31723508	9/16 - 18 UNF	H5	3.937	0.665	1.972	0.429	0.322	0.500	4
31723808	5/8 - 18 UNF	H3	3.937	0.728	2.126	0.480	0.360	0.563	4
31723908	5/8 - 18 UNF	H5	3.937	0.728	2.126	0.480	0.360	0.563	4
31724208	3/4 - 16 UNF	H3	4.331	0.799	2.433	0.590	0.442	0.688	4
31724308	3/4 - 16 UNF	H5	4.331	0.799	2.433	0.590	0.442	0.688	4
31724608	7/8 - 14 UNF	H4	4.921	0.890	2.654	0.697	0.523	0.750	4
31724708	7/8 - 14 UNF	H6	4.921	0.890	2.654	0.697	0.523	0.750	4
31725008	1 - 12 UNF	H4	5.512	1.000	3.012	0.800	0.600	0.813	4
31725108	1 - 12 UNF	H6	5.512	1.000	3.012	0.800	0.600	0.813	4

● Stocked ○ Available Upon Request; MOQ May Apply ▲ Globally Stocked



P					M			K	N		S		H			
Steel					Stainless Steel			Cast Iron	Non-Ferrous		HRSA		Hardened Steel			
Carbon Steel			Alloy Steel	Die Steel	Aluminum		Nickel Alloy		Titanium							
Low	Medium	High			6061	Casting				Inconel	6Al4V (30 HRC)	~35 HRC	35-45 HRC	45-50 HRC	50-70 HRC	
1010	1035	1045	1065	4140	4340	300	400	17-4 PH	6061	7075	Inconel	6Al4V (30 HRC)	~35 HRC	35-45 HRC	45-50 HRC	50-70 HRC
				○				○			⊗	⊗	○	○		
				15-30 SFM				8-20 SFM			8-15 SFM	8-15 SFM	15-35 SFM	10-20 SFM		

○ Good ⊗ Best





EXOTAP® VC-10 Ti Oil

Coolant-Through Taps Designed for Titanium Alloys

ABOUT OSG

DRILLING

THREADING

MILLING

HOLDERS

INDEX

List 348Ti

EXOTAP® VC-10 VPO-TI-SFT, DIN Overall Length



EDP Number	Thread Size	Thread Limit	Overall Length	Thread Length	Neck Length	Shank Diameter	Square Width	Square Length	Number of Flutes
			L (mm)	Lc (mm)	L1 (mm)	d (mm)	k (mm)	lk (mm)	
34820608	M8 x 1	D5	90.00	10.00	35.00	8.08	6.05	9.53	3
34820808	M10 x 1.25	D5	100.00	12.00	39.00	9.68	7.26	11.11	3
34821008	M12 x 1.25	D5	100.00	14.00	49.10	9.32	6.99	11.11	3
34821108	M12 x 1.5	D6	100.00	14.00	49.10	9.32	6.99	11.11	3
34821308	M14 x 1.5	D6	100.00	16.00	50.10	10.90	8.18	12.70	3
34821508	M16 x 1.5	D6	100.00	16.00	54.00	12.19	9.14	14.29	4
34821708	M18 x 1.5	D6	110.00	20.00	55.00	13.77	10.31	15.88	4
34821908	M20 x 1.5	D6	125.00	20.00	61.80	16.56	12.42	17.46	4
34822108	M22 x 1.5	D6	125.00	20.00	67.40	17.70	13.28	19.05	4
34822308	M24 x 1.5	D6	140.00	24.00	68.40	19.30	14.48	19.05	4

● Stocked ○ Available Upon Request; MOQ May Apply ▲ Globally Stocked

EXT

P					M			K	N		S		H			
Steel					Stainless Steel			Cast Iron	Non-Ferrous		HRSA		Hardened Steel			
Carbon Steel			Alloy Steel	Die Steel	Aluminum		Nickel Alloy		Titanium							
Low	Medium	High			6061	Casting				Inconel	6Al4V (30 HRC)	~35 HRC	35-45 HRC	45-50 HRC	50-70 HRC	
1010	1035	1065	4140	○	300	400	17-4 PH	○	7075				○	○		
1018	1045		4340				8-20 SFM					○	○	○	○	
			15-30 SFM							○	○	○	○			

○ Good ⊙ Best






List 313Ni

EXOTAP® VC-10 Ni-SFT

SPIRAL FLUTE	VC10	S/O	V	C/1.5P	C/2.5P	10°	PACKED 1 PIECE
--------------	------	-----	---	--------	--------	-----	-------------------



EDP Number	Thread Size	Thread Limit	Chamfer Type	Overall Length	Thread Length	Neck Length	Shank Diameter	Square Width	Square Length	Number of Flutes	Surface Treatment
				L (Inch)	Lc (Inch)	L1 (Inch)	d (Inch)	k (Inch)	lk (Inch)		
1770701	No. 2 - 56 UNC	H2	Modified Bottom (2.5P)	1.750	0.437	-	0.141	0.110	0.188	2	Steam Oxide
1770501	No. 4 - 40 UNC	H2	Bottom (1.5P)	1.875	0.559	-	0.141	0.110	0.188	3	Steam Oxide
1719001	No. 4 - 40 UNC	H2	Modified Bottom (2.5P)	1.875	0.559	-	0.141	0.110	0.188	3	Steam Oxide
1719008	No. 4 - 40 UNC	H2	Modified Bottom (2.5P)	1.875	0.559	-	0.141	0.110	0.188	3	V
1770601	No. 4 - 40 UNC	H3	Bottom (1.5P)	1.875	0.559	-	0.141	0.110	0.188	3	Steam Oxide
1719101	No. 4 - 40 UNC	H3	Modified Bottom (2.5P)	1.875	0.559	-	0.141	0.110	0.188	3	Steam Oxide
0140101	No. 6 - 32 UNC	H2	Bottom (1.5P)	2.000	0.685	-	0.141	0.110	0.188	3	Steam Oxide
1720701	No. 6 - 32 UNC	H2	Modified Bottom (2.5P)	2.000	0.685	-	0.141	0.110	0.188	3	Steam Oxide
1770001	No. 6 - 32 UNC	H3	Bottom (1.5P)	2.000	0.685	-	0.141	0.110	0.188	3	Steam Oxide
1709101	No. 6 - 32 UNC	H3	Modified Bottom (2.5P)	2.000	0.685	-	0.141	0.110	0.188	3	Steam Oxide
1709108	No. 6 - 32 UNC	H3	Modified Bottom (2.5P)	2.000	0.685	-	0.141	0.110	0.188	3	V
1709201	No. 6 - 32 UNC	H5	Modified Bottom (2.5P)	2.000	0.685	-	0.141	0.110	0.188	3	Steam Oxide
1770101	No. 6 - 32 UNC	H7	Modified Bottom (2.5P)	2.000	0.685	-	0.141	0.110	0.188	3	Steam Oxide
0140201	No. 8 - 32 UNC	H2	Bottom (1.5P)	2.125	0.752	-	0.168	0.131	0.250	3	Steam Oxide
1709301	No. 8 - 32 UNC	H3	Modified Bottom (2.5P)	2.125	0.752	-	0.168	0.131	0.250	3	Steam Oxide
1709308	No. 8 - 32 UNC	H3	Modified Bottom (2.5P)	2.125	0.752	-	0.168	0.131	0.250	3	V
1709401	No. 8 - 32 UNC	H5	Modified Bottom (2.5P)	2.125	0.752	-	0.168	0.131	0.250	3	Steam Oxide
1719501	No. 10 - 24 UNC	H3	Modified Bottom (2.5P)	2.375	0.866	-	0.194	0.152	0.250	3	Steam Oxide
1719508	No. 10 - 24 UNC	H3	Modified Bottom (2.5P)	2.375	0.866	-	0.194	0.152	0.250	3	V
1719601	No. 10 - 24 UNC	H5	Modified Bottom (2.5P)	2.375	0.866	-	0.194	0.152	0.250	3	Steam Oxide
0140301	No. 10 - 32 UNF	H2	Bottom (1.5P)	2.375	0.866	-	0.194	0.152	0.250	3	Steam Oxide
1770201	No. 10 - 32 UNF	H2	Modified Bottom (2.5P)	2.375	0.866	-	0.194	0.152	0.250	3	Steam Oxide
1770301	No. 10 - 32 UNF	H3	Bottom (1.5P)	2.375	0.866	-	0.194	0.152	0.250	3	Steam Oxide
1709501	No. 10 - 32 UNF	H3	Modified Bottom (2.5P)	2.375	0.866	-	0.194	0.152	0.250	3	Steam Oxide
1709508	No. 10 - 32 UNF	H3	Modified Bottom (2.5P)	2.375	0.866	-	0.194	0.152	0.250	3	V
1770401	No. 10 - 32 UNF	H4	Modified Bottom (2.5P)	2.375	0.866	-	0.194	0.152	0.250	3	Steam Oxide
1709601	No. 10 - 32 UNF	H5	Modified Bottom (2.5P)	2.375	0.866	-	0.194	0.152	0.250	3	Steam Oxide
0140401	1/4 - 20 UNC	H3	Bottom (1.5P)	2.500	0.996	-	0.255	0.191	0.313	3	Steam Oxide
1719701	1/4 - 20 UNC	H3	Modified Bottom (2.5P)	2.500	0.996	-	0.255	0.191	0.313	3	Steam Oxide
1719708	1/4 - 20 UNC	H3	Modified Bottom (2.5P)	2.500	0.996	-	0.255	0.191	0.313	3	V
1719801	1/4 - 20 UNC	H5	Modified Bottom (2.5P)	2.500	0.996	-	0.255	0.191	0.313	3	Steam Oxide
1771401	1/4 - 20 UNC	H7	Modified Bottom (2.5P)	2.500	0.996	-	0.255	0.191	0.313	3	Steam Oxide
0140501	1/4 - 28 UNF	H3	Bottom (1.5P)	2.500	0.996	-	0.255	0.191	0.313	3	Steam Oxide
1709701	1/4 - 28 UNF	H3	Modified Bottom (2.5P)	2.500	0.996	-	0.255	0.191	0.313	3	Steam Oxide
1709708	1/4 - 28 UNF	H3	Modified Bottom (2.5P)	2.500	0.996	-	0.255	0.191	0.313	3	V
0140601	1/4 - 28 UNF	H4	Bottom (1.5P)	2.500	0.996	-	0.255	0.191	0.313	3	Steam Oxide
1709801	1/4 - 28 UNF	H5	Modified Bottom (2.5P)	2.500	0.996	-	0.255	0.191	0.313	3	Steam Oxide
1719901	5/16 - 18 UNC	H3	Modified Bottom (2.5P)	2.719	0.445	1.126	0.318	0.238	0.375	3	Steam Oxide
1719908	5/16 - 18 UNC	H3	Modified Bottom (2.5P)	2.719	0.445	1.126	0.318	0.238	0.375	3	V
1720001	5/16 - 18 UNC	H5	Modified Bottom (2.5P)	2.719	0.445	1.126	0.318	0.238	0.375	3	Steam Oxide
1771201	5/16 - 18 UNC	H7	Modified Bottom (2.5P)	2.719	0.445	1.126	0.318	0.238	0.375	3	Steam Oxide
0140701	5/16 - 24 UNF	H3	Bottom (1.5P)	2.719	0.445	1.126	0.318	0.238	0.375	3	Steam Oxide
1709901	5/16 - 24 UNF	H3	Modified Bottom (2.5P)	2.719	0.445	1.126	0.318	0.238	0.375	3	Steam Oxide
1709908	5/16 - 24 UNF	H3	Modified Bottom (2.5P)	2.719	0.445	1.126	0.318	0.238	0.375	3	V
0140801	5/16 - 24 UNF	H4	Modified Bottom (2.5P)	2.719	0.445	1.126	0.318	0.238	0.375	3	Steam Oxide

● Stocked ○ Available Upon Request; MOQ May Apply ▲ Globally Stocked



CONTINUED ➔

P					M			K	N		S		H			
Steel					Stainless Steel			Cast Iron	Non-Ferrous		HRSA		Hardened Steel			
Carbon Steel			Alloy Steel	Die Steel	300	400	17-4 PH		Aluminum		Nickel Alloy	Titanium				
Low	Medium	High							6061	7075			Casting	Inconel	6Al4V (30 HRC)	~35 HRC
1010	1035	1065	4140	4340			○				⊗	○	○	○	○	
1018	1045						8-20 SFM				⊗	○	○	○	○	
											⊗	○	○	○	○	

○ Good ⊗ Best






EXOTAP® VC-10 Ni

Taps Designed for Nickel Based Alloys

List 313Ni (Continued)

EXOTAP® VC-10 Ni-SFT



EDP Number	Thread Size	Thread Limit	Chamfer Type	Overall Length	Thread Length	Neck Length	Shank Diameter	Square Width	Square Length	Number of Flutes	Surface Treatment
				L (Inch)	Lc (Inch)	L1 (Inch)	d (Inch)	k (Inch)	lk (Inch)		
1710001	5/16 - 24 UNF	H5	Modified Bottom (2.5P)	2.719	0.445	1.126	0.318	0.238	0.375	3	Steam Oxide
1771001	3/8 - 16 UNC	H3	Bottom (1.5P)	2.938	0.500	1.252	0.381	0.286	0.438	3	Steam Oxide
1720101	3/8 - 16 UNC	H3	Modified Bottom (2.5P)	2.938	0.500	1.252	0.381	0.286	0.438	3	Steam Oxide
1720108	3/8 - 16 UNC	H3	Modified Bottom (2.5P)	2.938	0.500	1.252	0.381	0.286	0.438	3	Steam Oxide
1720201	3/8 - 16 UNC	H5	Modified Bottom (2.5P)	2.938	0.500	1.252	0.381	0.286	0.438	3	Steam Oxide
1771101	3/8 - 16 UNC	H7	Modified Bottom (2.5P)	2.938	0.500	1.252	0.381	0.286	0.438	3	Steam Oxide
0140901	3/8 - 24 UNF	H3	Bottom (1.5P)	2.938	0.500	1.252	0.381	0.286	0.438	3	Steam Oxide
1710101	3/8 - 24 UNF	H3	Modified Bottom (2.5P)	2.938	0.500	1.252	0.381	0.286	0.438	3	Steam Oxide
1710108	3/8 - 24 UNF	H3	Modified Bottom (2.5P)	2.938	0.500	1.252	0.381	0.286	0.438	3	Steam Oxide
0141001	3/8 - 24 UNF	H4	Bottom (1.5P)	2.938	0.500	1.252	0.381	0.286	0.438	3	Steam Oxide
1710201	3/8 - 24 UNF	H5	Modified Bottom (2.5P)	2.938	0.500	1.252	0.381	0.286	0.438	3	Steam Oxide
1720301	7/16 - 14 UNC	H3	Modified Bottom (2.5P)	3.156	0.571	1.713	0.323	0.242	0.406	3	Steam Oxide
1720401	7/16 - 14 UNC	H5	Modified Bottom (2.5P)	3.156	0.571	1.713	0.323	0.242	0.406	3	Steam Oxide
0141101	7/16 - 20 UNF	H3	Bottom (1.5P)	3.156	0.571	1.713	0.323	0.242	0.406	3	Steam Oxide
1710301	7/16 - 20 UNF	H3	Modified Bottom (2.5P)	3.156	0.571	1.713	0.323	0.242	0.406	3	Steam Oxide
0141201	7/16 - 20 UNF	H5	Bottom (1.5P)	3.156	0.571	1.713	0.323	0.242	0.406	3	Steam Oxide
1710401	7/16 - 20 UNF	H5	Modified Bottom (2.5P)	3.156	0.571	1.713	0.323	0.242	0.406	3	Steam Oxide
1770901	1/2 - 13 UNC	H3	Bottom (1.5P)	3.375	0.614	1.933	0.367	0.275	0.438	3	Steam Oxide
1720501	1/2 - 13 UNC	H3	Modified Bottom (2.5P)	3.375	0.614	1.933	0.367	0.275	0.438	3	Steam Oxide
1720508	1/2 - 13 UNC	H3	Modified Bottom (2.5P)	3.375	0.614	1.933	0.367	0.275	0.438	3	Steam Oxide
1720601	1/2 - 13 UNC	H5	Modified Bottom (2.5P)	3.375	0.614	1.933	0.367	0.275	0.438	3	Steam Oxide
0141301	1/2 - 20 UNF	H3	Bottom (1.5P)	3.375	0.614	1.933	0.367	0.275	0.438	3	Steam Oxide
1710501	1/2 - 20 UNF	H3	Modified Bottom (2.5P)	3.375	0.614	1.933	0.367	0.275	0.438	3	Steam Oxide
1710508	1/2 - 20 UNF	H3	Modified Bottom (2.5P)	3.375	0.614	1.933	0.367	0.275	0.438	3	Steam Oxide
0141401	1/2 - 20 UNF	H5	Bottom (1.5P)	3.375	0.614	1.933	0.367	0.275	0.438	3	Steam Oxide
1710601	1/2 - 20 UNF	H5	Modified Bottom (2.5P)	3.375	0.614	1.933	0.367	0.275	0.438	3	Steam Oxide
1771301	1/2 - 20 UNF	H7	Modified Bottom (2.5P)	3.375	0.614	1.933	0.367	0.275	0.438	3	Steam Oxide
0141501	9/16 - 18 UNF	H3	Bottom (1.5P)	3.594	0.665	1.972	0.429	0.322	0.500	3	Steam Oxide
0141601	9/16 - 18 UNF	H5	Bottom (1.5P)	3.594	0.665	1.972	0.429	0.322	0.500	3	Steam Oxide
1710701	5/8 - 11 UNC	H3	Modified Bottom (2.5P)	3.813	0.728	2.126	0.480	0.360	0.563	4	Steam Oxide
1710801	5/8 - 18 UNF	H3	Modified Bottom (2.5P)	3.813	0.728	2.126	0.480	0.360	0.563	4	Steam Oxide
1710901	5/8 - 18 UNF	H5	Modified Bottom (2.5P)	3.813	0.728	2.126	0.480	0.360	0.563	4	Steam Oxide
1770801	3/4 - 10 UNC	H3	Modified Bottom (2.5P)	4.250	0.799	2.433	0.590	0.442	0.688	4	Steam Oxide
1711001	3/4 - 10 UNC	H5	Modified Bottom (2.5P)	4.250	0.799	2.433	0.590	0.442	0.688	4	Steam Oxide
1711101	3/4 - 16 UNF	H3	Modified Bottom (2.5P)	4.250	0.799	2.433	0.590	0.442	0.688	4	Steam Oxide
1711201	3/4 - 16 UNF	H5	Modified Bottom (2.5P)	4.250	0.799	2.433	0.590	0.442	0.688	4	Steam Oxide
1711401	7/8 - 9 UNC	H3	Modified Bottom (2.5P)	4.688	0.890	2.654	0.697	0.523	0.750	4	Steam Oxide
1711501	7/8 - 9 UNC	H5	Modified Bottom (2.5P)	4.688	0.890	2.654	0.697	0.523	0.750	4	Steam Oxide
1711601	7/8 - 14 UNF	H3	Modified Bottom (2.5P)	4.688	0.890	2.654	0.697	0.523	0.750	4	Steam Oxide
1711701	7/8 - 14 UNF	H5	Modified Bottom (2.5P)	4.688	0.890	2.654	0.697	0.523	0.750	4	Steam Oxide
1711301	1 - 8 UNC	H5	Modified Bottom (2.5P)	5.125	1.000	3.012	0.800	0.600	0.813	3	Steam Oxide

● Stocked ○ Available Upon Request; MOQ May Apply ▲ Globally Stocked



P					M			K	N		S		H				
Steel					Stainless Steel			Cast Iron	Non-Ferrous		HRSA		Hardened Steel				
Carbon Steel			Alloy Steel	Die Steel					Aluminum		Nickel Alloy	Titanium					
Low	Medium	High			300	400	17-4 PH		6061	7075			Casting	Inconel	6Al4V (30 HRC)	~35 HRC	35-45 HRC
1010	1035	1065	4140	4340													
1018	1045																

○ Good ⊗ Best

ABOUT OSG

DRILLING

THREADING

MILLING

HOLDERS

INDEX






List 345Ni

EXOTAP® VC-10 Ni-SFT

SPIRAL FLUTE	VC10	S/O	3 FLUTE	C/2.5P	10°	PACKED 1 PIECE
--------------	------	-----	---------	--------	-----	-------------------



EDP Number	Thread Size	Thread Limit	Overall Length	Thread Length	Neck Length	Shank Diameter	Square Width	Square Length
			L (mm)	Lc (mm)	L1 (mm)	d (mm)	k (mm)	lk (mm)
1316110001	M2.5 x 0.45	D3	46.00	12.70	-	3.58	2.79	4.76
1316110101	M3 x 0.5	D3	49.20	16.00	-	3.58	2.79	4.76
1316110201	M4 x 0.7	D4	54.00	19.10	-	4.27	3.33	6.35
1316110301	M5 x 0.8	D4	60.30	22.20	-	4.93	3.86	6.35
1316110401	M6 x 1	D5	63.50	25.40	-	6.48	4.85	7.94
1316110501	M8 x 1.25	D5	69.10	10.00	28.60	8.08	6.05	9.53
1316110601	M10 x 1.25	D5	74.60	12.00	31.80	9.68	7.26	11.11
1316110701	M10 x 1.5	D6	74.60	12.00	31.80	9.68	7.26	11.11
1316110801	M12 x 1.75	D6	85.70	14.00	49.10	9.32	6.99	11.11

● Stocked ○ Available Upon Request; MOQ May Apply ▲ Globally Stocked

EXT

P					M			K	N		S		H				
Steel					Stainless Steel			Cast Iron	Non-Ferrous		HRSA		Hardened Steel				
Carbon Steel			Alloy Steel	Die Steel	Aluminum		Nickel Alloy		Titanium								
Low	Medium	High			6061	7075				Casting	Inconel	6Al4V (30 HRC)	~35 HRC	35-45 HRC	45-50 HRC	50-70 HRC	
1010	1035	1065	4140	4340	300	400	17-4 PH										
1018	1045							○			⊗	○	○	○			
							8-20 SFM				8-15 SFM	8-15 SFM	15-35 SFM	10-20 SFM			

○ Good ⊗ Best






EXOTAP® VC-10

Ideal for Difficult to Machine Materials

List 313

EXOTAP VC-10 SFT



ABOUT OSG

DRILLING

THREADING

MILLING

HOLDERS

INDEX

EDP Number	Thread Size	Thread Limit	Chamfer Type	Overall Length	Thread Length	Neck Length	Shank Diameter	Square Width	Square Length	Number of Flutes	Surface Treatment	
				L (Inch)	Lc (Inch)	L1 (Inch)	d (Inch)	k (Inch)	lk (Inch)			
0141701	●	No. 2 - 56 UNC	H2	Bottom (1.5P)	1.750	0.437	-	0.141	0.110	0.188	2	Steam Oxide
0141708	●	No. 2 - 56 UNC	H2	Bottom (1.5P)	1.750	0.437	-	0.141	0.110	0.188	2	V
1754001	●	No. 2 - 56 UNC	H2	Modified Bottom (2.5P)	1.750	0.437	-	0.141	0.110	0.188	2	Steam Oxide
1754008	●	No. 2 - 56 UNC	H2	Modified Bottom (2.5P)	1.750	0.437	-	0.141	0.110	0.188	2	V
0141801	●	No. 4 - 40 UNC	H2	Bottom (1.5P)	1.875	0.157	0.559	0.141	0.110	0.188	2	Steam Oxide
0141808	●	No. 4 - 40 UNC	H2	Bottom (1.5P)	1.875	0.157	0.559	0.141	0.110	0.188	2	V
1752001	●	No. 4 - 40 UNC	H2	Modified Bottom (2.5P)	1.875	0.157	0.559	0.141	0.110	0.188	2	Steam Oxide
1752008	●	No. 4 - 40 UNC	H2	Modified Bottom (2.5P)	1.875	0.157	0.559	0.141	0.110	0.188	2	V
1754101	●	No. 4 - 40 UNC	H3	Modified Bottom (2.5P)	1.875	0.157	0.559	0.141	0.110	0.188	2	Steam Oxide
1754108	●	No. 4 - 40 UNC	H3	Modified Bottom (2.5P)	1.875	0.157	0.559	0.141	0.110	0.188	2	V
1754201	●	No. 4 - 40 UNC	H4	Modified Bottom (2.5P)	1.875	0.157	0.559	0.141	0.110	0.188	2	Steam Oxide
1754208	●	No. 4 - 40 UNC	H4	Modified Bottom (2.5P)	1.875	0.157	0.559	0.141	0.110	0.188	2	V
1752101	●	No. 5 - 40 UNC	H2	Modified Bottom (2.5P)	1.938	0.201	0.634	0.141	0.110	0.188	2	Steam Oxide
1752108	●	No. 5 - 40 UNC	H2	Modified Bottom (2.5P)	1.938	0.201	0.634	0.141	0.110	0.188	2	V
1754301	●	No. 6 - 32 UNC	H2	Modified Bottom (2.5P)	2.000	0.248	0.685	0.141	0.110	0.188	2	Steam Oxide
1754308	●	No. 6 - 32 UNC	H2	Modified Bottom (2.5P)	2.000	0.248	0.685	0.141	0.110	0.188	2	V
0141901	●	No. 6 - 32 UNC	H3	Bottom (1.5P)	2.000	0.248	0.685	0.141	0.110	0.188	2	Steam Oxide
0141908	●	No. 6 - 32 UNC	H3	Bottom (1.5P)	2.000	0.248	0.685	0.141	0.110	0.188	2	V
1752201	●	No. 6 - 32 UNC	H3	Modified Bottom (2.5P)	2.000	0.248	0.685	0.141	0.110	0.188	2	Steam Oxide
1752208	●	No. 6 - 32 UNC	H3	Modified Bottom (2.5P)	2.000	0.248	0.685	0.141	0.110	0.188	2	V
0142001	●	No. 6 - 32 UNC	H4	Bottom (1.5P)	2.000	0.248	0.685	0.141	0.110	0.188	2	Steam Oxide
0142008	●	No. 6 - 32 UNC	H4	Bottom (1.5P)	2.000	0.248	0.685	0.141	0.110	0.188	2	V
1754401	●	No. 6 - 32 UNC	H4	Modified Bottom (2.5P)	2.000	0.248	0.685	0.141	0.110	0.188	2	Steam Oxide
1754408	●	No. 6 - 32 UNC	H4	Modified Bottom (2.5P)	2.000	0.248	0.685	0.141	0.110	0.188	2	V
1754501	●	No. 6 - 32 UNC	H5	Modified Bottom (2.5P)	2.000	0.248	0.685	0.141	0.110	0.188	2	Steam Oxide
1754508	●	No. 6 - 32 UNC	H5	Modified Bottom (2.5P)	2.000	0.248	0.685	0.141	0.110	0.188	2	V
0142101	●	No. 8 - 32 UNC	H2	Bottom (1.5P)	2.125	0.252	0.752	0.168	0.131	0.250	2	Steam Oxide
0142108	●	No. 8 - 32 UNC	H2	Bottom (1.5P)	2.125	0.252	0.752	0.168	0.131	0.250	2	V
1754601	●	No. 8 - 32 UNC	H2	Modified Bottom (2.5P)	2.125	0.252	0.752	0.168	0.131	0.250	2	Steam Oxide
1754608	●	No. 8 - 32 UNC	H2	Modified Bottom (2.5P)	2.125	0.252	0.752	0.168	0.131	0.250	2	V
0142201	●	No. 8 - 32 UNC	H3	Bottom (1.5P)	2.125	0.252	0.752	0.168	0.131	0.250	2	Steam Oxide
0142208	●	No. 8 - 32 UNC	H3	Bottom (1.5P)	2.125	0.252	0.752	0.168	0.131	0.250	2	V
1752301	●	No. 8 - 32 UNC	H3	Modified Bottom (2.5P)	2.125	0.252	0.752	0.168	0.131	0.250	2	Steam Oxide
1752308	●	No. 8 - 32 UNC	H3	Modified Bottom (2.5P)	2.125	0.252	0.752	0.168	0.131	0.250	2	V
0142301	●	No. 8 - 32 UNC	H4	Bottom (1.5P)	2.125	0.252	0.752	0.168	0.131	0.250	2	Steam Oxide
0142308	●	No. 8 - 32 UNC	H4	Bottom (1.5P)	2.125	0.252	0.752	0.168	0.131	0.250	2	V
1754701	●	No. 8 - 32 UNC	H4	Modified Bottom (2.5P)	2.125	0.252	0.752	0.168	0.131	0.250	2	Steam Oxide
1754708	●	No. 8 - 32 UNC	H4	Modified Bottom (2.5P)	2.125	0.252	0.752	0.168	0.131	0.250	2	V
1754801	●	No. 8 - 32 UNC	H5	Modified Bottom (2.5P)	2.125	0.252	0.752	0.168	0.131	0.250	2	Steam Oxide
1754808	●	No. 8 - 32 UNC	H5	Modified Bottom (2.5P)	2.125	0.252	0.752	0.168	0.131	0.250	2	V
1754901	●	No. 8 - 32 UNC	H6	Modified Bottom (2.5P)	2.125	0.252	0.752	0.168	0.131	0.250	2	Steam Oxide
1754908	●	No. 8 - 32 UNC	H6	Modified Bottom (2.5P)	2.125	0.252	0.752	0.168	0.131	0.250	2	V
1752401	●	No. 10 - 24 UNC	H3	Modified Bottom (2.5P)	2.375	0.327	0.866	0.194	0.152	0.250	3	Steam Oxide
1752408	●	No. 10 - 24 UNC	H3	Modified Bottom (2.5P)	2.375	0.327	0.866	0.194	0.152	0.250	3	V
1703001	●	No. 10 - 24 UNC	H5	Modified Bottom (2.5P)	2.375	0.327	0.866	0.194	0.152	0.250	3	Steam Oxide
1703008	●	No. 10 - 24 UNC	H5	Modified Bottom (2.5P)	2.375	0.327	0.866	0.194	0.152	0.250	3	V
0142401	●	No. 10 - 32 UNF	H2	Bottom (1.5P)	2.375	0.327	0.866	0.194	0.152	0.250	3	Steam Oxide
0142408	●	No. 10 - 32 UNF	H2	Bottom (1.5P)	2.375	0.327	0.866	0.194	0.152	0.250	3	V
1703101	●	No. 10 - 32 UNF	H2	Modified Bottom (2.5P)	2.375	0.327	0.866	0.194	0.152	0.250	3	Steam Oxide
1703108	●	No. 10 - 32 UNF	H2	Modified Bottom (2.5P)	2.375	0.327	0.866	0.194	0.152	0.250	3	V
0142501	●	No. 10 - 32 UNF	H3	Bottom (1.5P)	2.375	0.327	0.866	0.194	0.152	0.250	3	Steam Oxide
0142508	●	No. 10 - 32 UNF	H3	Bottom (1.5P)	2.375	0.327	0.866	0.194	0.152	0.250	3	V
1752501	●	No. 10 - 32 UNF	H3	Modified Bottom (2.5P)	2.375	0.327	0.866	0.194	0.152	0.250	3	Steam Oxide
1752508	●	No. 10 - 32 UNF	H3	Modified Bottom (2.5P)	2.375	0.327	0.866	0.194	0.152	0.250	3	V
0142601	●	No. 10 - 32 UNF	H4	Bottom (1.5P)	2.375	0.327	0.866	0.194	0.152	0.250	3	Steam Oxide
0142608	●	No. 10 - 32 UNF	H4	Bottom (1.5P)	2.375	0.327	0.866	0.194	0.152	0.250	3	V
1703201	●	No. 10 - 32 UNF	H4	Modified Bottom (2.5P)	2.375	0.327	0.866	0.194	0.152	0.250	3	Steam Oxide

● Stocked ○ Available Upon Request; MOQ May Apply ▲ Globally Stocked





List 313 (Continued)

EXOTAP VC-10 SFT



EDP Number	Thread Size	Thread Limit	Chamfer Type	Overall Length		Thread Length		Neck Length		Shank Diameter		Square Width		Square Length	Number of Flutes	Surface Treatment
				L (Inch)	Lc (Inch)	L1 (Inch)	d (Inch)	k (Inch)	lk (Inch)							
1703208	●	No. 10 - 32 UNF	H4	Modified Bottom (2.5P)	2.375	0.327	0.866	0.194	0.152	0.250	3	V				
1703301	●	No. 10 - 32 UNF	H5	Modified Bottom (2.5P)	2.375	0.327	0.866	0.194	0.152	0.250	3	Steam Oxide				
1703308	●	No. 10 - 32 UNF	H5	Modified Bottom (2.5P)	2.375	0.327	0.866	0.194	0.152	0.250	3	V				
1703401	●	No. 10 - 32 UNF	H6	Modified Bottom (2.5P)	2.375	0.327	0.866	0.194	0.152	0.250	3	Steam Oxide				
1703408	●	No. 10 - 32 UNF	H6	Modified Bottom (2.5P)	2.375	0.327	0.866	0.194	0.152	0.250	3	V				
1752601	●	1/4 - 20 UNC	H3	Modified Bottom (2.5P)	2.500	0.398	0.996	0.255	0.191	0.313	3	Steam Oxide				
1752608	●	1/4 - 20 UNC	H3	Modified Bottom (2.5P)	2.500	0.398	0.996	0.255	0.191	0.313	3	V				
1703501	●	1/4 - 20 UNC	H5	Modified Bottom (2.5P)	2.500	0.398	0.996	0.255	0.191	0.313	3	Steam Oxide				
1703508	●	1/4 - 20 UNC	H5	Modified Bottom (2.5P)	2.500	0.398	0.996	0.255	0.191	0.313	3	V				
0142701	●	1/4 - 28 UNF	H3	Bottom (1.5P)	2.500	0.398	0.996	0.255	0.191	0.313	3	Steam Oxide				
0142708	●	1/4 - 28 UNF	H3	Bottom (1.5P)	2.500	0.398	0.996	0.255	0.191	0.313	3	V				
1752701	●	1/4 - 28 UNF	H3	Modified Bottom (2.5P)	2.500	0.398	0.996	0.255	0.191	0.313	3	Steam Oxide				
1752708	●	1/4 - 28 UNF	H3	Modified Bottom (2.5P)	2.500	0.398	0.996	0.255	0.191	0.313	3	V				
0142801	●	1/4 - 28 UNF	H4	Bottom (1.5P)	2.500	0.398	0.996	0.255	0.191	0.313	3	Steam Oxide				
0142808	●	1/4 - 28 UNF	H4	Bottom (1.5P)	2.500	0.398	0.996	0.255	0.191	0.313	3	V				
1703601	●	1/4 - 28 UNF	H4	Modified Bottom (2.5P)	2.500	0.398	0.996	0.255	0.191	0.313	3	Steam Oxide				
1703608	●	1/4 - 28 UNF	H4	Modified Bottom (2.5P)	2.500	0.398	0.996	0.255	0.191	0.313	3	V				
1703701	●	1/4 - 28 UNF	H5	Modified Bottom (2.5P)	2.500	0.398	0.996	0.255	0.191	0.313	3	Steam Oxide				
1703708	●	1/4 - 28 UNF	H5	Modified Bottom (2.5P)	2.500	0.398	0.996	0.255	0.191	0.313	3	V				
1703801	●	1/4 - 28 UNF	H6	Modified Bottom (2.5P)	2.500	0.398	0.996	0.255	0.191	0.313	3	Steam Oxide				
1703808	●	1/4 - 28 UNF	H6	Modified Bottom (2.5P)	2.500	0.398	0.996	0.255	0.191	0.313	3	V				
1752801	●	5/16 - 18 UNC	H3	Modified Bottom (2.5P)	2.719	0.445	1.126	0.318	0.238	0.375	3	Steam Oxide				
1752808	●	5/16 - 18 UNC	H3	Modified Bottom (2.5P)	2.719	0.445	1.126	0.318	0.238	0.375	3	V				
1703901	●	5/16 - 18 UNC	H5	Modified Bottom (2.5P)	2.719	0.445	1.126	0.318	0.238	0.375	3	Steam Oxide				
1703908	●	5/16 - 18 UNC	H5	Modified Bottom (2.5P)	2.719	0.445	1.126	0.318	0.238	0.375	3	V				
0142901	●	5/16 - 24 UNF	H3	Bottom (1.5P)	2.719	0.445	1.126	0.318	0.238	0.375	3	Steam Oxide				
0142908	●	5/16 - 24 UNF	H3	Bottom (1.5P)	2.719	0.445	1.126	0.318	0.238	0.375	3	V				
1752901	●	5/16 - 24 UNF	H3	Modified Bottom (2.5P)	2.719	0.445	1.126	0.318	0.238	0.375	3	Steam Oxide				
1752908	●	5/16 - 24 UNF	H3	Modified Bottom (2.5P)	2.719	0.445	1.126	0.318	0.238	0.375	3	V				
0143001	●	5/16 - 24 UNF	H4	Bottom (1.5P)	2.719	0.445	1.126	0.318	0.238	0.375	3	Steam Oxide				
0143008	●	5/16 - 24 UNF	H4	Bottom (1.5P)	2.719	0.445	1.126	0.318	0.238	0.375	3	V				
1704001	●	5/16 - 24 UNF	H4	Modified Bottom (2.5P)	2.719	0.445	1.126	0.318	0.238	0.375	3	Steam Oxide				
1704008	●	5/16 - 24 UNF	H4	Modified Bottom (2.5P)	2.719	0.445	1.126	0.318	0.238	0.375	3	V				
1704101	●	5/16 - 24 UNF	H5	Modified Bottom (2.5P)	2.719	0.445	1.126	0.318	0.238	0.375	3	Steam Oxide				
1704108	●	5/16 - 24 UNF	H5	Modified Bottom (2.5P)	2.719	0.445	1.126	0.318	0.238	0.375	3	V				
1704201	●	5/16 - 24 UNF	H6	Modified Bottom (2.5P)	2.719	0.445	1.126	0.318	0.238	0.375	3	Steam Oxide				
1704208	●	5/16 - 24 UNF	H6	Modified Bottom (2.5P)	2.719	0.445	1.126	0.318	0.238	0.375	3	V				
1753001	●	3/8 - 16 UNC	H3	Modified Bottom (2.5P)	2.938	0.500	1.252	0.381	0.286	0.438	3	Steam Oxide				
1753008	●	3/8 - 16 UNC	H3	Modified Bottom (2.5P)	2.938	0.500	1.252	0.381	0.286	0.438	3	V				
1704301	●	3/8 - 16 UNC	H5	Modified Bottom (2.5P)	2.938	0.500	1.252	0.381	0.286	0.438	3	Steam Oxide				
1704308	●	3/8 - 16 UNC	H5	Modified Bottom (2.5P)	2.938	0.500	1.252	0.381	0.286	0.438	3	V				
0143101	●	3/8 - 24 UNF	H3	Bottom (1.5P)	2.938	0.500	1.252	0.381	0.286	0.438	3	Steam Oxide				
0143108	●	3/8 - 24 UNF	H3	Bottom (1.5P)	2.938	0.500	1.252	0.381	0.286	0.438	3	V				
1753101	●	3/8 - 24 UNF	H3	Modified Bottom (2.5P)	2.938	0.500	1.252	0.381	0.286	0.438	3	Steam Oxide				
1753108	●	3/8 - 24 UNF	H3	Modified Bottom (2.5P)	2.938	0.500	1.252	0.381	0.286	0.438	3	V				
0143201	●	3/8 - 24 UNF	H4	Bottom (1.5P)	2.938	0.500	1.252	0.381	0.286	0.438	3	Steam Oxide				
0143208	●	3/8 - 24 UNF	H4	Bottom (1.5P)	2.938	0.500	1.252	0.381	0.286	0.438	3	V				
1704401	●	3/8 - 24 UNF	H4	Modified Bottom (2.5P)	2.938	0.500	1.252	0.381	0.286	0.438	3	Steam Oxide				
1704408	●	3/8 - 24 UNF	H4	Modified Bottom (2.5P)	2.938	0.500	1.252	0.381	0.286	0.438	3	V				
1704501	●	3/8 - 24 UNF	H5	Modified Bottom (2.5P)	2.938	0.500	1.252	0.381	0.286	0.438	3	Steam Oxide				
1704508	●	3/8 - 24 UNF	H5	Modified Bottom (2.5P)	2.938	0.500	1.252	0.381	0.286	0.438	3	V				
1704601	●	3/8 - 24 UNF	H6	Modified Bottom (2.5P)	2.938	0.500	1.252	0.381	0.286	0.438	3	Steam Oxide				

● Stocked ○ Available Upon Request; MOQ May Apply ▲ Globally Stocked



CONTINUED ➔

P					M			K	N		S		H			
Steel					Stainless Steel			Cast Iron	Non-Ferrous		HRSA		Hardened Steel			
Carbon Steel			Alloy Steel	Die Steel	Aluminum		Nickel Alloy		Titanium							
Low	Medium	High			6061	Casting				Inconel	6Al4V (30 HRC)	~35 HRC	35-45 HRC	45-50 HRC	50-70 HRC	
1010	1035	1065	4140	○	300	400	17-4 PH	6061	7075			6Al4V (30 HRC)	~35 HRC	35-45 HRC	45-50 HRC	50-70 HRC
1018	1045		4340													
			15-30 SFM	10-25 SFM		12-45 SFM	8-20 SFM					8-15 SFM	8-15 SFM	15-35 SFM	10-20 SFM	

○ Good ⊗ Best






EXOTAP® VC-10

Ideal for Difficult to Machine Materials

List 313 (Continued)

EXOTAP VC-10 SFT

SPIRAL FLUTE	VC10	S/O	V	C/1.5P	C/2.5P	15°	PACKED 1 PIECE
--------------	------	-----	---	--------	--------	-----	-------------------



ABOUT OSG

DRILLING

THREADING

MILLING

HOLDERS

INDEX

EDP Number	Thread Size	Thread Limit	Chamfer Type	Overall Length	Thread Length	Neck Length	Shank Diameter	Square Width	Square Length	Number of Flutes	Surface Treatment	
				L (Inch)	Lc (Inch)	L1 (Inch)	d (Inch)	k (Inch)	lk (Inch)			
1704608	●	3/8 - 24 UNF	H6	Modified Bottom (2.5P)	2.938	0.500	1.252	0.381	0.286	0.438	3	V
1753201	●	7/16 - 14 UNC	H3	Modified Bottom (2.5P)	3.156	0.571	1.713	0.323	0.242	0.406	3	Steam Oxide
1753208	●	7/16 - 14 UNC	H3	Modified Bottom (2.5P)	3.156	0.571	1.713	0.323	0.242	0.406	3	V
1704701	●	7/16 - 14 UNC	H5	Modified Bottom (2.5P)	3.156	0.571	1.713	0.323	0.242	0.406	3	Steam Oxide
1704708	●	7/16 - 14 UNC	H5	Modified Bottom (2.5P)	3.156	0.571	1.713	0.323	0.242	0.406	3	V
0143301	●	7/16 - 20 UNF	H3	Bottom (1.5P)	3.156	0.571	1.713	0.323	0.242	0.406	3	Steam Oxide
0143308	●	7/16 - 20 UNF	H3	Bottom (1.5P)	3.156	0.571	1.713	0.323	0.242	0.406	3	V
1753301	●	7/16 - 20 UNF	H3	Modified Bottom (2.5P)	3.156	0.571	1.713	0.323	0.242	0.406	3	Steam Oxide
1753308	●	7/16 - 20 UNF	H3	Modified Bottom (2.5P)	3.156	0.571	1.713	0.323	0.242	0.406	3	V
0143401	●	7/16 - 20 UNF	H5	Bottom (1.5P)	3.156	0.571	1.713	0.323	0.242	0.406	3	Steam Oxide
0143408	●	7/16 - 20 UNF	H5	Bottom (1.5P)	3.156	0.571	1.713	0.323	0.242	0.406	3	V
1704801	●	7/16 - 20 UNF	H5	Modified Bottom (2.5P)	3.156	0.571	1.713	0.323	0.242	0.406	3	Steam Oxide
1704808	●	7/16 - 20 UNF	H5	Modified Bottom (2.5P)	3.156	0.571	1.713	0.323	0.242	0.406	3	V
1753401	●	1/2 - 13 UNC	H3	Modified Bottom (2.5P)	3.375	0.614	1.933	0.367	0.275	0.438	3	Steam Oxide
1753408	●	1/2 - 13 UNC	H3	Modified Bottom (2.5P)	3.375	0.614	1.933	0.367	0.275	0.438	3	V
1704901	●	1/2 - 13 UNC	H5	Modified Bottom (2.5P)	3.375	0.614	1.933	0.367	0.275	0.438	3	Steam Oxide
1704908	●	1/2 - 13 UNC	H5	Modified Bottom (2.5P)	3.375	0.614	1.933	0.367	0.275	0.438	3	V
0143501	●	1/2 - 20 UNF	H3	Bottom (1.5P)	3.375	0.614	1.933	0.367	0.275	0.438	3	Steam Oxide
0143508	●	1/2 - 20 UNF	H3	Bottom (1.5P)	3.375	0.614	1.933	0.367	0.275	0.438	3	V
1753501	●	1/2 - 20 UNF	H3	Modified Bottom (2.5P)	3.375	0.614	1.933	0.367	0.275	0.438	3	Steam Oxide
1753508	●	1/2 - 20 UNF	H3	Modified Bottom (2.5P)	3.375	0.614	1.933	0.367	0.275	0.438	3	V
0143601	●	1/2 - 20 UNF	H5	Bottom (1.5P)	3.375	0.614	1.933	0.367	0.275	0.438	3	Steam Oxide
0143608	●	1/2 - 20 UNF	H5	Bottom (1.5P)	3.375	0.614	1.933	0.367	0.275	0.438	3	V
1705001	●	1/2 - 20 UNF	H5	Modified Bottom (2.5P)	3.375	0.614	1.933	0.367	0.275	0.438	3	Steam Oxide
1705008	●	1/2 - 20 UNF	H5	Modified Bottom (2.5P)	3.375	0.614	1.933	0.367	0.275	0.438	3	V
1753601	●	5/8 - 11 UNC	H3	Modified Bottom (2.5P)	3.813	0.728	2.126	0.480	0.360	0.563	4	Steam Oxide
1753608	●	5/8 - 11 UNC	H3	Modified Bottom (2.5P)	3.813	0.728	2.126	0.480	0.360	0.563	4	V
1753701	●	5/8 - 18 UNF	H3	Modified Bottom (2.5P)	3.813	0.728	2.126	0.480	0.360	0.563	4	Steam Oxide
1753708	●	5/8 - 18 UNF	H3	Modified Bottom (2.5P)	3.813	0.728	2.126	0.480	0.360	0.563	4	V
1705101	●	5/8 - 18 UNF	H5	Modified Bottom (2.5P)	3.813	0.728	2.126	0.480	0.360	0.563	4	Steam Oxide
1705108	●	5/8 - 18 UNF	H5	Modified Bottom (2.5P)	3.813	0.728	2.126	0.480	0.360	0.563	4	V
1753801	●	3/4 - 10 UNC	H3	Modified Bottom (2.5P)	4.250	0.799	2.433	0.590	0.442	0.688	4	Steam Oxide
1753808	●	3/4 - 10 UNC	H3	Modified Bottom (2.5P)	4.250	0.799	2.433	0.590	0.442	0.688	4	V
1753901	●	3/4 - 16 UNF	H3	Modified Bottom (2.5P)	4.250	0.799	2.433	0.590	0.442	0.688	4	Steam Oxide
1753908	●	3/4 - 16 UNF	H3	Modified Bottom (2.5P)	4.250	0.799	2.433	0.590	0.442	0.688	4	V

● Stocked ○ Available Upon Request; MOQ May Apply ▲ Globally Stocked



P					M			K	N		S		H				
Steel					Stainless Steel				Cast Iron	Non-Ferrous		HRSA		Hardened Steel			
Carbon Steel			Alloy Steel	Die Steel						Aluminum		Nickel Alloy	Titanium				
Low	Medium	High			4140 4340	Die Steel	300	400	17-4 PH	6061 7075	Casting			Inconel	6Al4V (30 HRC)	~35 HRC	35-45 HRC
1010 1018	1035 1045	1065	6061 7075	6Al4V (30 HRC)													
			○	○								○	○				
			15-30 SFM	10-25 SFM		12-45 SFM	8-20 SFM			8-15 SFM	8-15 SFM	15-35 SFM	10-20 SFM				

○ Good ○ Best






List 345

EXOTAP® VC-10 SFT

SPIRAL FLUTE	VC10	S/O	V	3 FLUTE	C/2.5P	15°	PACKED 1 PIECE
--------------	------	-----	---	---------	--------	-----	-------------------



EDP Number	Thread Size	Thread Limit	Overall Length	Thread Length	Neck Length	Shank Diameter	Square Width	Square Length	Number of Flutes	Surface Treatment
			L (mm)	Lc (mm)	L1 (mm)	d (mm)	k (mm)	lk (mm)		
1705501	M3 x 0.5	D3	49.20	4.10	16.00	3.58	2.79	4.76	3	Steam Oxide
1705508	M3 x 0.5	D3	49.20	4.10	16.00	3.58	2.79	4.76	3	V
1705601	M4 x 0.7	D4	54.00	5.60	19.10	4.27	3.33	6.35	3	Steam Oxide
1705608	M4 x 0.7	D4	54.00	5.60	19.10	4.27	3.33	6.35	3	V
1705701	M5 x 0.8	D4	60.30	6.40	22.20	4.93	3.86	6.35	3	Steam Oxide
1705708	M5 x 0.8	D4	60.30	6.40	22.20	4.93	3.86	6.35	3	V
1705801	M6 x 1	D5	63.50	8.00	25.40	6.48	4.85	7.94	3	Steam Oxide
1705808	M6 x 1	D5	63.50	8.00	25.40	6.48	4.85	7.94	3	V
1705901	M8 x 1.25	D5	69.10	10.00	28.60	8.08	6.05	9.53	3	Steam Oxide
1705908	M8 x 1.25	D5	69.10	10.00	28.60	8.08	6.05	9.53	3	V
1706001	M10 x 1.25	D5	74.60	12.00	31.80	9.68	7.26	11.11	3	Steam Oxide
1706008	M10 x 1.25	D5	74.60	12.00	31.80	9.68	7.26	11.11	3	V
1706101	M10 x 1.5	D6	74.60	12.00	31.80	9.68	7.26	11.11	3	Steam Oxide
1706108	M10 x 1.5	D6	74.60	12.00	31.80	9.68	7.26	11.11	3	V
1706201	M12 x 1.75	D6	85.70	14.00	49.10	9.32	6.99	11.11	3	Steam Oxide
1706208	M12 x 1.75	D6	85.70	14.00	49.10	9.32	6.99	11.11	3	V

● Stocked ○ Available Upon Request; MOQ May Apply ▲ Globally Stocked

EXT

P					M			K	N		S		H					
Steel					Stainless Steel			Cast Iron	Non-Ferrous		HRSA		Hardened Steel					
Carbon Steel			Alloy Steel	Die Steel	Aluminum		Nickel Alloy		Titanium									
Low	Medium	High			6061	Casting				Inconel	6Al4V (30 HRC)	~35 HRC	35-45 HRC	45-50 HRC	50-70 HRC			
1010	1018	1035	1045	1065	4140	4340	300	400	17-4 PH	6061	7075	Casting	Inconel	6Al4V (30 HRC)	~35 HRC	35-45 HRC	45-50 HRC	50-70 HRC
					⊙	○		○	⊙			○	○	⊙	○			
					15-30 SFM	10-25 SFM		12-45 SFM	8-20 SFM				8-15 SFM	8-15 SFM	15-35 SFM	10-20 SFM		

○ Good ⊙ Best





EXOTAP® VC-10 Oil

Coolant-Through Taps Designed for Difficult to Machine Materials

List 317

EXOTAP® VC-10 VPO-SFT, DIN Overall Length



EDP Number	Thread Size	Thread Limit	Overall Length	Thread Length	Neck Length	Shank Diameter	Square Width	Square Length	Number of Flutes
			L (Inch)	Lc (Inch)	L1 (Inch)	d (Inch)	k (Inch)	lk (Inch)	
31701508	5/16 - 18 UNC	H3	3.543	0.445	1.378	0.318	0.238	0.375	3
31701608	5/16 - 18 UNC	H5	3.543	0.445	1.378	0.318	0.238	0.375	3
31701708	5/16 - 24 UNF	H3	3.543	0.445	1.378	0.318	0.238	0.375	3
31701808	5/16 - 24 UNF	H4	3.543	0.445	1.378	0.318	0.238	0.375	3
31701908	3/8 - 16 UNC	H3	3.937	0.500	1.535	0.381	0.286	0.438	3
31702008	3/8 - 16 UNC	H5	3.937	0.500	1.535	0.381	0.286	0.438	3
31702108	3/8 - 24 UNF	H3	3.543	0.500	1.378	0.381	0.286	0.438	3
31702208	3/8 - 24 UNF	H4	3.543	0.500	1.378	0.381	0.286	0.438	3
31702308	7/16 - 14 UNC	H3	3.937	0.571	1.713	0.323	0.242	0.406	3
31702408	7/16 - 14 UNC	H5	3.937	0.571	1.713	0.323	0.242	0.406	3
31702508	7/16 - 20 UNF	H3	3.937	0.571	1.713	0.323	0.242	0.406	3
31702608	7/16 - 20 UNF	H5	3.937	0.571	1.713	0.323	0.242	0.406	3
31702708	1/2 - 13 UNC	H3	4.331	0.614	1.933	0.367	0.275	0.438	3
31702808	1/2 - 13 UNC	H5	4.331	0.614	1.933	0.367	0.275	0.438	3
31702908	1/2 - 20 UNF	H3	3.937	0.614	1.933	0.367	0.275	0.438	3
31703008	1/2 - 20 UNF	H5	3.937	0.614	1.933	0.367	0.275	0.438	3
31704908	9/16 - 12 UNC	H3	4.331	0.665	1.972	0.429	0.322	0.500	3
31705008	9/16 - 12 UNC	H5	4.331	0.665	1.972	0.429	0.322	0.500	3
31703108	9/16 - 18 UNF	H3	3.937	0.665	1.972	0.429	0.322	0.500	3
31703208	9/16 - 18 UNF	H5	3.937	0.665	1.972	0.429	0.322	0.500	3
31703308	5/8 - 11 UNC	H3	4.331	0.728	2.126	0.480	0.360	0.563	4
31703408	5/8 - 11 UNC	H5	4.331	0.728	2.126	0.480	0.360	0.563	4
31703508	5/8 - 18 UNF	H3	3.937	0.728	2.126	0.480	0.360	0.563	4
31703608	5/8 - 18 UNF	H5	3.937	0.728	2.126	0.480	0.360	0.563	4
31703708	3/4 - 10 UNC	H3	4.921	0.799	2.433	0.590	0.442	0.688	4
31703808	3/4 - 10 UNC	H5	4.921	0.799	2.433	0.590	0.442	0.688	4
31703908	3/4 - 16 UNF	H3	4.331	0.799	2.433	0.590	0.442	0.688	4
31704008	3/4 - 16 UNF	H5	4.331	0.799	2.433	0.590	0.442	0.688	4
31704108	7/8 - 9 UNC	H4	5.512	0.890	2.654	0.697	0.523	0.750	4
31704208	7/8 - 9 UNC	H6	5.512	0.890	2.654	0.697	0.523	0.750	4
31704308	7/8 - 14 UNF	H4	4.921	0.890	2.654	0.697	0.523	0.750	4
31704408	7/8 - 14 UNF	H6	4.921	0.890	2.654	0.697	0.523	0.750	4
31704508	1 - 8 UNC	H4	6.299	1.000	3.012	0.800	0.600	0.813	4
31704608	1 - 8 UNC	H6	6.299	1.000	3.012	0.800	0.600	0.813	4
31704708	1 - 12 UNF	H4	5.512	1.000	3.012	0.800	0.600	0.813	4
31704808	1 - 12 UNF	H6	5.512	1.000	3.012	0.800	0.600	0.813	4

● Stocked ○ Available Upon Request; MOQ May Apply ▲ Globally Stocked



P Steel					M Stainless Steel			K Cast Iron	N Non-Ferrous		S HRSA		H Hardened Steel			
Carbon Steel			Alloy Steel	Die Steel					Aluminum		Nickel Alloy	Titanium				
Low	Medium	High			300	400	17-4 PH		6061	7075			Casting	Inconel	6Al4V (30 HRC)	~35 HRC
1010	1035	1065	4140	4340												
1018	1045															
			15-30 SFM	10-25 SFM	12-45 SFM	8-20 SFM				8-15 SFM	8-15 SFM	15-35 SFM	10-20 SFM			

○ Good ⊗ Best

ABOUT OSG

DRILLING

THREADING

MILLING

HOLDERS

INDEX





List 351

EXOTAP® VC-10 VPO-SFT, DIN Overall Length



EDP Number	Thread Size	Thread Limit	Overall Length	Thread Length	Neck Length	Shank Diameter	Square Width	Square Length	Number of Flutes
			L (mm)	Lc (mm)	L1 (mm)	d (mm)	k (mm)	lk (mm)	
35100608	M8 x 1	D5	90.00	10.00	35.00	8.08	6.05	9.53	3
35100708	M8 x 1.25	D5	90.00	10.00	35.00	8.08	6.05	9.53	3
35100808	M10 x 1.25	D5	100.00	12.00	39.00	9.68	7.26	11.11	3
35100908	M10 x 1.5	D6	100.00	12.00	39.00	9.68	7.26	11.11	3
35101008	M12 x 1.25	D5	100.00	14.00	49.10	9.32	6.99	11.11	3
35101108	M12 x 1.5	D6	100.00	14.00	49.10	9.32	6.99	11.11	3
35101208	M12 x 1.75	D6	110.00	14.00	49.10	9.32	6.99	11.11	3
35101308	M14 x 1.5	D6	100.00	16.00	5.10	10.90	8.18	12.70	3
35101408	M14 x 2	D7	110.00	16.00	5.10	10.90	8.18	12.70	3
35101508	M16 x 1.5	D6	100.00	16.00	54.00	12.19	9.14	14.29	3
35101608	M16 x 2	D7	110.00	16.00	54.00	12.19	9.14	14.29	3
35101708	M18 x 1.5	D6	110.00	20.00	55.00	13.77	10.31	15.88	4
35101808	M18 x 2.5	D7	125.00	20.00	55.00	13.77	10.31	15.88	4
35101908	M20 x 1.5	D6	125.00	20.00	61.80	16.56	12.42	17.46	4
35102008	M20 x 2.5	D7	140.00	20.00	61.80	16.56	12.42	17.46	4
35102108	M22 x 1.5	D6	125.00	20.00	67.40	17.70	13.28	19.05	4
35102208	M22 x 2.5	D7	140.00	20.00	67.40	17.70	13.28	19.05	4
35102308	M24 x 1.5	D6	140.00	24.00	68.40	19.30	14.48	19.05	4
35102408	M24 x 3	D8	160.00	24.00	68.40	19.30	14.48	19.05	4

● Stocked ○ Available Upon Request; MOQ May Apply ▲ Globally Stocked

EXT

P					M			K	N		S		H				
Steel					Stainless Steel			Cast Iron	Non-Ferrous		HRSA		Hardened Steel				
Carbon Steel			Alloy Steel	Die Steel	300	400	17-4 PH		Aluminum		Nickel Alloy	Titanium					
Low	Medium	High							6061	Casting			Inconel	6Al4V (30 HRC)	~35 HRC	35-45 HRC	45-50 HRC
1010	1035	1065	4140	○													
1018	1045		4340														
			15-30 SFM	10-25 SFM	12-45 SFM	8-20 SFM				8-15 SFM	8-15 SFM	15-35 SFM	10-20 SFM				

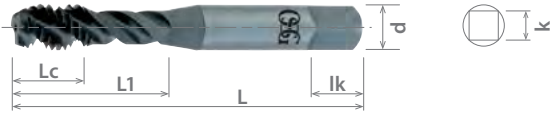
○ Good ⊙ Best





List 303

EXOTAP VA-3® SFT



ABOUT OSG

DRILLING

THREADING

MILLING

HOLDERS

INDEX

EDP Number	Thread Size	Thread Limit	Chamfer Type	Overall Length	Thread Length	Neck Length	Shank Diameter	Square Width	Square Length	Number of Flutes	Surface Treatment
				L (Inch)	Lc (Inch)	L1 (Inch)	d (Inch)	k (Inch)	lk (Inch)		
0135401	● No. 2 - 56 UNC	H2	Bottom (1.5P)	1.750	0.437	0.476	0.141	0.110	0.188	2	Steam Oxide V
0135408	● No. 2 - 56 UNC	H2	Bottom (1.5P)	1.750	0.437	0.476	0.141	0.110	0.188	2	Steam Oxide V
1748901	● No. 2 - 56 UNC	H2	Modified Bottom (2.5P)	1.750	0.437	0.476	0.141	0.110	0.188	2	Steam Oxide V
0135501	● No. 3 - 48 UNC	H2	Bottom (1.5P)	1.813	0.496	0.535	0.141	0.110	0.188	2	Steam Oxide V
0135508	● No. 3 - 48 UNC	H2	Bottom (1.5P)	1.813	0.496	0.535	0.141	0.110	0.188	2	Steam Oxide V
1748701	● No. 3 - 48 UNC	H2	Modified Bottom (2.5P)	1.813	0.496	0.535	0.141	0.110	0.188	2	Steam Oxide V
0135601	● No. 4 - 40 UNC	H2	Bottom (1.5P)	1.875	0.197	0.559	0.141	0.110	0.188	3	Steam Oxide V
0135608	● No. 4 - 40 UNC	H2	Bottom (1.5P)	1.875	0.197	0.559	0.141	0.110	0.188	3	Steam Oxide V
1763901	● No. 4 - 40 UNC	H2	Modified Bottom (2.5P)	1.875	0.197	0.559	0.141	0.110	0.188	2	Steam Oxide TiN
1763905	● No. 4 - 40 UNC	H2	Modified Bottom (2.5P)	1.875	0.197	0.559	0.141	0.110	0.188	2	Steam Oxide V
1763908	● No. 4 - 40 UNC	H2	Modified Bottom (2.5P)	1.875	0.197	0.559	0.141	0.110	0.188	2	Steam Oxide V
1732001	● No. 4 - 40 UNC	H2	Modified Bottom (2.5P)	1.875	0.197	0.559	0.141	0.110	0.188	3	Steam Oxide V
1732008	● No. 4 - 40 UNC	H2	Modified Bottom (2.5P)	1.875	0.197	0.559	0.141	0.110	0.188	3	Steam Oxide V
0135701	● No. 4 - 40 UNC	H3	Bottom (1.5P)	1.875	0.197	0.559	0.141	0.110	0.188	3	Steam Oxide V
0135708	● No. 4 - 40 UNC	H3	Bottom (1.5P)	1.875	0.197	0.559	0.141	0.110	0.188	3	Steam Oxide V
1748001	● No. 4 - 40 UNC	H3	Modified Bottom (2.5P)	1.875	0.197	0.559	0.141	0.110	0.188	2	Steam Oxide V
1722001	● No. 4 - 40 UNC	H3	Modified Bottom (2.5P)	1.875	0.197	0.559	0.141	0.110	0.188	3	Steam Oxide V
1722008	● No. 4 - 40 UNC	H3	Modified Bottom (2.5P)	1.875	0.197	0.559	0.141	0.110	0.188	3	Steam Oxide V
1748101	● No. 4 - 40 UNC	H4	Modified Bottom (2.5P)	1.875	0.197	0.559	0.141	0.110	0.188	2	Steam Oxide V
1748301	● No. 4 - 40 UNC	H5	Bottom (1.5P)	1.875	0.197	0.559	0.141	0.110	0.188	2	Steam Oxide V
1748201	● No. 4 - 40 UNC	H5	Modified Bottom (2.5P)	1.875	0.197	0.559	0.141	0.110	0.188	2	Steam Oxide V
1748401	● No. 4 - 40 UNC	H6	Modified Bottom (2.5P)	1.875	0.197	0.559	0.141	0.110	0.188	2	Steam Oxide V
0135801	● No. 4 - 48 UNF	H2	Bottom (1.5P)	1.875	0.197	0.559	0.141	0.110	0.188	3	Steam Oxide V
0135808	● No. 4 - 48 UNF	H2	Bottom (1.5P)	1.875	0.197	0.559	0.141	0.110	0.188	3	Steam Oxide V
1748801	● No. 4 - 48 UNF	H2	Modified Bottom (2.5P)	1.875	0.197	0.559	0.141	0.110	0.188	2	Steam Oxide V
0135901	● No. 5 - 40 UNC	H2	Bottom (1.5P)	1.938	0.201	0.626	0.141	0.110	0.188	3	Steam Oxide V
0135908	● No. 5 - 40 UNC	H2	Bottom (1.5P)	1.938	0.201	0.626	0.141	0.110	0.188	3	Steam Oxide V
1732101	● No. 5 - 40 UNC	H2	Modified Bottom (2.5P)	1.938	0.201	0.626	0.141	0.110	0.188	3	Steam Oxide V
1732108	● No. 5 - 40 UNC	H2	Modified Bottom (2.5P)	1.938	0.201	0.626	0.141	0.110	0.188	3	Steam Oxide V
0136001	● No. 6 - 32 UNC	H2	Bottom (1.5P)	2.000	0.248	0.685	0.141	0.110	0.188	3	Steam Oxide V
0136008	● No. 6 - 32 UNC	H2	Bottom (1.5P)	2.000	0.248	0.685	0.141	0.110	0.188	3	Steam Oxide V
1724201	● No. 6 - 32 UNC	H2	Modified Bottom (2.5P)	2.000	0.248	0.685	0.141	0.110	0.188	3	Steam Oxide V
1724208	● No. 6 - 32 UNC	H2	Modified Bottom (2.5P)	2.000	0.248	0.685	0.141	0.110	0.188	3	Steam Oxide V
0136101	● No. 6 - 32 UNC	H3	Bottom (1.5P)	2.000	0.248	0.685	0.141	0.110	0.188	3	Steam Oxide V
0136108	● No. 6 - 32 UNC	H3	Bottom (1.5P)	2.000	0.248	0.685	0.141	0.110	0.188	3	Steam Oxide V
1732205	● No. 6 - 32 UNC	H3	Modified Bottom (2.5P)	2.000	0.248	0.685	0.141	0.110	0.188	2	TiN
1732201	● No. 6 - 32 UNC	H3	Modified Bottom (2.5P)	2.000	0.248	0.685	0.141	0.110	0.188	3	Steam Oxide V
1732208	● No. 6 - 32 UNC	H3	Modified Bottom (2.5P)	2.000	0.248	0.685	0.141	0.110	0.188	3	Steam Oxide V
1746701	● No. 6 - 32 UNC	H4	Modified Bottom (2.5P)	2.000	0.248	0.685	0.141	0.110	0.188	3	Steam Oxide V
1746801	● No. 6 - 32 UNC	H5	Bottom (1.5P)	2.000	0.248	0.685	0.141	0.110	0.188	3	Steam Oxide V
1722201	● No. 6 - 32 UNC	H5	Modified Bottom (2.5P)	2.000	0.248	0.685	0.141	0.110	0.188	3	Steam Oxide V
1722208	● No. 6 - 32 UNC	H5	Modified Bottom (2.5P)	2.000	0.248	0.685	0.141	0.110	0.188	3	Steam Oxide V
1746901	● No. 6 - 32 UNC	H7	Bottom (1.5P)	2.000	0.248	0.685	0.141	0.110	0.188	3	Steam Oxide V
0136201	● No. 6 - 40 UNF	H2	Bottom (1.5P)	2.000	0.248	0.685	0.141	0.110	0.188	3	Steam Oxide V
0136208	● No. 6 - 40 UNF	H2	Bottom (1.5P)	2.000	0.248	0.685	0.141	0.110	0.188	3	Steam Oxide V
1748501	● No. 6 - 40 UNF	H2	Modified Bottom (2.5P)	2.000	0.248	0.685	0.141	0.110	0.188	3	Steam Oxide V
1748601	● No. 6 - 40 UNF	H3	Modified Bottom (2.5P)	2.000	0.248	0.685	0.141	0.110	0.188	3	Steam Oxide V
0136301	● No. 8 - 32 UNC	H2	Bottom (1.5P)	2.125	0.252	0.752	0.168	0.131	0.250	3	Steam Oxide V
0136308	● No. 8 - 32 UNC	H2	Bottom (1.5P)	2.125	0.252	0.752	0.168	0.131	0.250	3	Steam Oxide V
1724301	● No. 8 - 32 UNC	H2	Modified Bottom (2.5P)	2.125	0.252	0.752	0.168	0.131	0.250	3	Steam Oxide V
1724308	● No. 8 - 32 UNC	H2	Modified Bottom (2.5P)	2.125	0.252	0.752	0.168	0.131	0.250	3	Steam Oxide V
0136401	● No. 8 - 32 UNC	H3	Bottom (1.5P)	2.125	0.252	0.752	0.168	0.131	0.250	3	Steam Oxide V
0136408	● No. 8 - 32 UNC	H3	Bottom (1.5P)	2.125	0.252	0.752	0.168	0.131	0.250	3	Steam Oxide V
1732301	● No. 8 - 32 UNC	H3	Modified Bottom (2.5P)	2.125	0.252	0.752	0.168	0.131	0.250	3	Steam Oxide V
1732305	● No. 8 - 32 UNC	H3	Modified Bottom (2.5P)	2.125	0.252	0.752	0.168	0.131	0.250	3	TiN
1732308	● No. 8 - 32 UNC	H3	Modified Bottom (2.5P)	2.125	0.252	0.752	0.168	0.131	0.250	3	Steam Oxide V
1747001	● No. 8 - 32 UNC	H4	Modified Bottom (2.5P)	2.125	0.252	0.752	0.168	0.131	0.250	3	Steam Oxide V

● Stocked ○ Available Upon Request; MOQ May Apply ▲ Globally Stocked





List 303 (Continued)

EXOTAP VA-3® SFT

SPIRAL FLUTE	HSSE	S/O	TiN	V	C/1.5	C/2.5	45°	PACKED 1 PIECE
--------------	------	-----	-----	---	-------	-------	-----	-------------------

EDP Number	Thread Size	Thread Limit	Chamfer Type	Overall Length		Thread Length		Neck Length		Shank Diameter		Square Width		Square Length		Number of Flutes	Surface Treatment
				L (Inch)	Lc (Inch)	L1 (Inch)	d (Inch)	k (Inch)	lk (Inch)								
1747101	●	No. 8 - 32 UNC	H5	Bottom (1.5P)	2.125	0.252	0.752	0.168	0.131	0.250	3	Steam Oxide					
1722301	●	No. 8 - 32 UNC	H5	Modified Bottom (2.5P)	2.125	0.252	0.752	0.168	0.131	0.250	3	Steam Oxide					
1722308	●	No. 8 - 32 UNC	H5	Modified Bottom (2.5P)	2.125	0.252	0.752	0.168	0.131	0.250	3	V					
1747201	●	No. 8 - 32 UNC	H6	Modified Bottom (2.5P)	2.125	0.252	0.752	0.168	0.131	0.250	3	Steam Oxide					
1747301	●	No. 8 - 32 UNC	H7	Modified Bottom (2.5P)	2.125	0.252	0.752	0.168	0.131	0.250	3	Steam Oxide					
0136501	●	No. 8 - 36 UNF	H3	Bottom (1.5P)	2.125	0.252	0.752	0.168	0.131	0.250	3	Steam Oxide					
0136508	●	No. 8 - 36 UNF	H3	Bottom (1.5P)	2.125	0.252	0.752	0.168	0.131	0.250	3	V					
0136601	●	No. 10 - 24 UNC	H2	Bottom (1.5P)	2.375	0.327	0.866	0.194	0.152	0.250	3	Steam Oxide					
0136608	●	No. 10 - 24 UNC	H2	Bottom (1.5P)	2.375	0.327	0.866	0.194	0.152	0.250	3	V					
1724501	●	No. 10 - 24 UNC	H2	Modified Bottom (2.5P)	2.375	0.327	0.866	0.194	0.152	0.250	3	Steam Oxide					
1724508	●	No. 10 - 24 UNC	H2	Modified Bottom (2.5P)	2.375	0.327	0.866	0.194	0.152	0.250	3	V					
0136701	●	No. 10 - 24 UNC	H3	Bottom (1.5P)	2.375	0.327	0.866	0.194	0.152	0.250	3	Steam Oxide					
0136708	●	No. 10 - 24 UNC	H3	Bottom (1.5P)	2.375	0.327	0.866	0.194	0.152	0.250	3	V					
1732401	●	No. 10 - 24 UNC	H3	Modified Bottom (2.5P)	2.375	0.327	0.866	0.194	0.152	0.250	3	Steam Oxide					
1732405	●	No. 10 - 24 UNC	H3	Modified Bottom (2.5P)	2.375	0.327	0.866	0.194	0.152	0.250	3	TiN					
1732408	●	No. 10 - 24 UNC	H3	Modified Bottom (2.5P)	2.375	0.327	0.866	0.194	0.152	0.250	3	V					
1749501	●	No. 10 - 24 UNC	H5	Bottom (1.5P)	2.375	0.327	0.866	0.194	0.152	0.250	3	Steam Oxide					
1749401	●	No. 10 - 24 UNC	H5	Modified Bottom (2.5P)	2.375	0.327	0.866	0.194	0.152	0.250	3	Steam Oxide					
1749601	●	No. 10 - 24 UNC	H7	Modified Bottom (2.5P)	2.375	0.327	0.866	0.194	0.152	0.250	3	Steam Oxide					
0136801	●	No. 10 - 32 UNF	H2	Bottom (1.5P)	2.375	0.327	0.866	0.194	0.152	0.250	3	Steam Oxide					
0136808	●	No. 10 - 32 UNF	H2	Bottom (1.5P)	2.375	0.327	0.866	0.194	0.152	0.250	3	V					
1724601	●	No. 10 - 32 UNF	H2	Modified Bottom (2.5P)	2.375	0.327	0.866	0.194	0.152	0.250	3	Steam Oxide					
1724608	●	No. 10 - 32 UNF	H2	Modified Bottom (2.5P)	2.375	0.327	0.866	0.194	0.152	0.250	3	V					
0136901	●	No. 10 - 32 UNF	H3	Bottom (1.5P)	2.375	0.327	0.866	0.194	0.152	0.250	3	Steam Oxide					
0136908	●	No. 10 - 32 UNF	H3	Bottom (1.5P)	2.375	0.327	0.866	0.194	0.152	0.250	3	V					
1732501	●	No. 10 - 32 UNF	H3	Modified Bottom (2.5P)	2.375	0.327	0.866	0.194	0.152	0.250	3	Steam Oxide					
1732505	●	No. 10 - 32 UNF	H3	Modified Bottom (2.5P)	2.375	0.327	0.866	0.194	0.152	0.250	3	TiN					
1732508	●	No. 10 - 32 UNF	H3	Modified Bottom (2.5P)	2.375	0.327	0.866	0.194	0.152	0.250	3	V					
1747401	●	No. 10 - 32 UNF	H4	Modified Bottom (2.5P)	2.375	0.327	0.866	0.194	0.152	0.250	3	Steam Oxide					
1747501	●	No. 10 - 32 UNF	H5	Bottom (1.5P)	2.375	0.327	0.866	0.194	0.152	0.250	3	Steam Oxide					
1722501	●	No. 10 - 32 UNF	H5	Modified Bottom (2.5P)	2.375	0.327	0.866	0.194	0.152	0.250	3	Steam Oxide					
1722508	●	No. 10 - 32 UNF	H5	Modified Bottom (2.5P)	2.375	0.327	0.866	0.194	0.152	0.250	3	V					
1747601	●	No. 10 - 32 UNF	H6	Modified Bottom (2.5P)	2.375	0.327	0.866	0.194	0.152	0.250	3	Steam Oxide					
1747701	●	No. 10 - 32 UNF	H7	Modified Bottom (2.5P)	2.375	0.327	0.866	0.194	0.152	0.250	3	Steam Oxide					
0137001	●	No. 12 - 24 UNC	H3	Bottom (1.5P)	2.375	0.331	0.933	0.220	0.165	0.281	3	Steam Oxide					
0137008	●	No. 12 - 24 UNC	H3	Bottom (1.5P)	2.375	0.331	0.933	0.220	0.165	0.281	3	V					
1749701	●	No. 12 - 24 UNC	H3	Modified Bottom (2.5P)	2.375	0.331	0.933	0.220	0.165	0.281	3	Steam Oxide					
1749801	●	No. 12 - 28 UNF	H3	Modified Bottom (2.5P)	2.375	0.331	0.933	0.220	0.165	0.281	3	Steam Oxide					
1762601	●	1/4 - 20 UNC	H2	Modified Bottom (2.5P)	2.500	0.398	0.996	0.255	0.191	0.313	3	Steam Oxide					
0137101	●	1/4 - 20 UNC	H3	Bottom (1.5P)	2.500	0.398	0.996	0.255	0.191	0.313	3	Steam Oxide					
0137108	●	1/4 - 20 UNC	H3	Bottom (1.5P)	2.500	0.398	0.996	0.255	0.191	0.313	3	V					
1732601	●	1/4 - 20 UNC	H3	Modified Bottom (2.5P)	2.500	0.398	0.996	0.255	0.191	0.313	3	Steam Oxide					
1732605	●	1/4 - 20 UNC	H3	Modified Bottom (2.5P)	2.500	0.398	0.996	0.255	0.191	0.313	3	TiN					
1732608	●	1/4 - 20 UNC	H3	Modified Bottom (2.5P)	2.500	0.398	0.996	0.255	0.191	0.313	3	V					
0137201	●	1/4 - 20 UNC	H5	Bottom (1.5P)	2.500	0.398	0.996	0.255	0.191	0.313	3	Steam Oxide					
0137208	●	1/4 - 20 UNC	H5	Bottom (1.5P)	2.500	0.398	0.996	0.255	0.191	0.313	3	V					
1722601	●	1/4 - 20 UNC	H5	Modified Bottom (2.5P)	2.500	0.398	0.996	0.255	0.191	0.313	3	Steam Oxide					
1722608	●	1/4 - 20 UNC	H5	Modified Bottom (2.5P)	2.500	0.398	0.996	0.255	0.191	0.313	3	V					
1762701	●	1/4 - 20 UNC	H7	Modified Bottom (2.5P)	2.500	0.398	0.996	0.255	0.191	0.313	3	Steam Oxide					
1763401	●	1/4 - 28 UNF	H2	Modified Bottom (2.5P)	2.500	0.398	0.996	0.255	0.191	0.313	3	Steam Oxide					
0137301	●	1/4 - 28 UNF	H3	Bottom (1.5P)	2.500	0.398	0.996	0.255	0.191	0.313	3	Steam Oxide					
0137308	●	1/4 - 28 UNF	H3	Bottom (1.5P)	2.500	0.398	0.996	0.255	0.191	0.313	3	V					

● Stocked ○ Available Upon Request; MOQ May Apply ▲ Globally Stocked



CONTINUED ➔

P					M			K	N		S		H			
Steel					Stainless Steel			Cast Iron	Non-Ferrous		HRSA		Hardened Steel			
Carbon Steel			Alloy Steel	Die Steel	300	400	17-4 PH		Aluminum		Nickel Alloy	Titanium				
Low	Medium	High							6061	Casting			Inconel	6Al4V (30 HRC)	~35 HRC	35-45 HRC
1010	1035	1065	4140	4340	300	400	17-4 PH	6061	7075	Casting	Inconel	6Al4V (30 HRC)	~35 HRC	35-45 HRC	45-50 HRC	50-70 HRC
○	○	○			○	○	○									
25-80 SFM	20-50 SFM	20-45 SFM			20-45 SFM	20-45 SFM	8-20 SFM									

○ Good ○ Best



ABOUT OSG

DRILLING

THREADING

MILLING


HOLDERS

INDEX



List 303 (Continued)

EXOTAP VA-3® SFT



EDP Number	Thread Size	Thread Limit	Chamfer Type	Overall Length	Thread Length	Neck Length	Shank Diameter	Square Width	Square Length	Number of Flutes	Surface Treatment	
				L (Inch)	Lc (Inch)	L1 (Inch)	d (Inch)	k (Inch)	lk (Inch)			
1732701	●	1/4 - 28 UNF	H3	Modified Bottom (2.5P)	2.500	0.398	0.996	0.255	0.191	0.313	3	Steam Oxide
1732705	●	1/4 - 28 UNF	H3	Modified Bottom (2.5P)	2.500	0.398	0.996	0.255	0.191	0.313	3	TiN
1732708	●	1/4 - 28 UNF	H3	Modified Bottom (2.5P)	2.500	0.398	0.996	0.255	0.191	0.313	3	V
0137401	●	1/4 - 28 UNF	H4	Bottom (1.5P)	2.500	0.398	0.996	0.255	0.191	0.313	3	Steam Oxide
0137408	●	1/4 - 28 UNF	H4	Bottom (1.5P)	2.500	0.398	0.996	0.255	0.191	0.313	3	V
1722701	●	1/4 - 28 UNF	H4	Modified Bottom (2.5P)	2.500	0.398	0.996	0.255	0.191	0.313	3	Steam Oxide
1722708	●	1/4 - 28 UNF	H4	Modified Bottom (2.5P)	2.500	0.398	0.996	0.255	0.191	0.313	3	V
1763601	●	1/4 - 28 UNF	H5	Bottom (1.5P)	2.500	0.398	0.996	0.255	0.191	0.313	3	Steam Oxide
1763501	●	1/4 - 28 UNF	H5	Modified Bottom (2.5P)	2.500	0.398	0.996	0.255	0.191	0.313	3	Steam Oxide
1763701	●	1/4 - 28 UNF	H6	Modified Bottom (2.5P)	2.500	0.398	0.996	0.255	0.191	0.313	3	Steam Oxide
1763801	●	1/4 - 28 UNF	H7	Modified Bottom (2.5P)	2.500	0.398	0.996	0.255	0.191	0.313	3	Steam Oxide
0137501	●	5/16 - 18 UNC	H3	Bottom (1.5P)	2.719	0.445	1.126	0.318	0.238	0.375	3	Steam Oxide
0137508	●	5/16 - 18 UNC	H3	Bottom (1.5P)	2.719	0.445	1.126	0.318	0.238	0.375	3	V
1732801	●	5/16 - 18 UNC	H3	Modified Bottom (2.5P)	2.719	0.445	1.126	0.318	0.238	0.375	3	Steam Oxide
1732805	●	5/16 - 18 UNC	H3	Modified Bottom (2.5P)	2.719	0.445	1.126	0.318	0.238	0.375	3	TiN
1732808	●	5/16 - 18 UNC	H3	Modified Bottom (2.5P)	2.719	0.445	1.126	0.318	0.238	0.375	3	V
0137601	●	5/16 - 18 UNC	H5	Bottom (1.5P)	2.719	0.445	1.126	0.318	0.238	0.375	3	Steam Oxide
0137608	●	5/16 - 18 UNC	H5	Bottom (1.5P)	2.719	0.445	1.126	0.318	0.238	0.375	3	V
1722801	●	5/16 - 18 UNC	H5	Modified Bottom (2.5P)	2.719	0.445	1.126	0.318	0.238	0.375	3	Steam Oxide
1722808	●	5/16 - 18 UNC	H5	Modified Bottom (2.5P)	2.719	0.445	1.126	0.318	0.238	0.375	3	V
1762201	●	5/16 - 18 UNC	H7	Modified Bottom (2.5P)	2.719	0.445	1.126	0.318	0.238	0.375	3	Steam Oxide
0137701	●	5/16 - 24 UNF	H3	Bottom (1.5P)	2.719	0.445	1.126	0.318	0.238	0.375	3	Steam Oxide
0137708	●	5/16 - 24 UNF	H3	Bottom (1.5P)	2.719	0.445	1.126	0.318	0.238	0.375	3	V
1732901	●	5/16 - 24 UNF	H3	Modified Bottom (2.5P)	2.719	0.445	1.126	0.318	0.238	0.375	3	Steam Oxide
1732905	●	5/16 - 24 UNF	H3	Modified Bottom (2.5P)	2.719	0.445	1.126	0.318	0.238	0.375	3	TiN
1732908	●	5/16 - 24 UNF	H3	Modified Bottom (2.5P)	2.719	0.445	1.126	0.318	0.238	0.375	3	V
0137801	●	5/16 - 24 UNF	H4	Bottom (1.5P)	2.719	0.445	1.126	0.318	0.238	0.375	3	Steam Oxide
0137808	●	5/16 - 24 UNF	H4	Bottom (1.5P)	2.719	0.445	1.126	0.318	0.238	0.375	3	V
1722901	●	5/16 - 24 UNF	H4	Modified Bottom (2.5P)	2.719	0.445	1.126	0.318	0.238	0.375	3	Steam Oxide
1722908	●	5/16 - 24 UNF	H4	Modified Bottom (2.5P)	2.719	0.445	1.126	0.318	0.238	0.375	3	V
1763201	●	5/16 - 24 UNF	H5	Bottom (1.5P)	2.719	0.445	1.126	0.318	0.238	0.375	3	Steam Oxide
1763101	●	5/16 - 24 UNF	H5	Modified Bottom (2.5P)	2.719	0.445	1.126	0.318	0.238	0.375	3	Steam Oxide
1763301	●	5/16 - 24 UNF	H7	Modified Bottom (2.5P)	2.719	0.445	1.126	0.318	0.238	0.375	3	Steam Oxide
0137901	●	3/8 - 16 UNC	H3	Bottom (1.5P)	2.938	0.500	1.252	0.381	0.286	0.438	3	Steam Oxide
0137908	●	3/8 - 16 UNC	H3	Bottom (1.5P)	2.938	0.500	1.252	0.381	0.286	0.438	3	V
1733001	●	3/8 - 16 UNC	H3	Modified Bottom (2.5P)	2.938	0.500	1.252	0.381	0.286	0.438	3	Steam Oxide
1733005	●	3/8 - 16 UNC	H3	Modified Bottom (2.5P)	2.938	0.500	1.252	0.381	0.286	0.438	3	TiN
1733008	●	3/8 - 16 UNC	H3	Modified Bottom (2.5P)	2.938	0.500	1.252	0.381	0.286	0.438	3	V
0138001	●	3/8 - 16 UNC	H5	Bottom (1.5P)	2.938	0.500	1.252	0.381	0.286	0.438	3	Steam Oxide
0138008	●	3/8 - 16 UNC	H5	Bottom (1.5P)	2.938	0.500	1.252	0.381	0.286	0.438	3	V
1723001	●	3/8 - 16 UNC	H5	Modified Bottom (2.5P)	2.938	0.500	1.252	0.381	0.286	0.438	3	Steam Oxide
1723008	●	3/8 - 16 UNC	H5	Modified Bottom (2.5P)	2.938	0.500	1.252	0.381	0.286	0.438	3	V
1761801	●	3/8 - 16 UNC	H7	Modified Bottom (2.5P)	2.938	0.500	1.252	0.381	0.286	0.438	3	Steam Oxide
0138101	●	3/8 - 24 UNF	H3	Bottom (1.5P)	2.938	0.500	1.252	0.381	0.286	0.438	3	Steam Oxide
0138108	●	3/8 - 24 UNF	H3	Bottom (1.5P)	2.938	0.500	1.252	0.381	0.286	0.438	3	V
1733101	●	3/8 - 24 UNF	H3	Modified Bottom (2.5P)	2.938	0.500	1.252	0.381	0.286	0.438	3	Steam Oxide
1733105	●	3/8 - 24 UNF	H3	Modified Bottom (2.5P)	2.938	0.500	1.252	0.381	0.286	0.438	3	TiN
1733108	●	3/8 - 24 UNF	H3	Modified Bottom (2.5P)	2.938	0.500	1.252	0.381	0.286	0.438	3	V
0138201	●	3/8 - 24 UNF	H4	Bottom (1.5P)	2.938	0.500	1.252	0.381	0.286	0.438	3	Steam Oxide
0138208	●	3/8 - 24 UNF	H4	Bottom (1.5P)	2.938	0.500	1.252	0.381	0.286	0.438	3	V
1723101	●	3/8 - 24 UNF	H4	Modified Bottom (2.5P)	2.938	0.500	1.252	0.381	0.286	0.438	3	Steam Oxide
1723108	●	3/8 - 24 UNF	H4	Modified Bottom (2.5P)	2.938	0.500	1.252	0.381	0.286	0.438	3	V
1763001	●	3/8 - 24 UNF	H5	Bottom (1.5P)	2.938	0.500	1.252	0.381	0.286	0.438	3	Steam Oxide
1762901	●	3/8 - 24 UNF	H5	Modified Bottom (2.5P)	2.938	0.500	1.252	0.381	0.286	0.438	3	Steam Oxide
0138301	●	7/16 - 14 UNC	H3	Bottom (1.5P)	3.156	0.571	1.713	0.323	0.242	0.406	3	Steam Oxide
0138308	●	7/16 - 14 UNC	H3	Bottom (1.5P)	3.156	0.571	1.713	0.323	0.242	0.406	3	V
1733201	●	7/16 - 14 UNC	H3	Modified Bottom (2.5P)	3.156	0.571	1.713	0.323	0.242	0.406	3	Steam Oxide

● Stocked ○ Available Upon Request; MOQ May Apply ▲ Globally Stocked



ABOUT OSG

DRILLING

THREADING

MILLING

HOLDERS

INDEX





List 303 (Continued)

EXOTAP VA-3® SFT



EDP Number	Thread Size	Thread Limit	Chamfer Type	Overall Length		Thread Length		Neck Length		Shank Diameter		Square Width		Square Length	Number of Flutes	Surface Treatment
				L (Inch)	Lc (Inch)	L1 (Inch)	d (Inch)	k (Inch)	lk (Inch)							
1733205	●	7/16 - 14 UNC	H3	Modified Bottom (2.5P)	3.156	0.571	1.713	0.323	0.242	0.406	3	TiN				
1733208	●	7/16 - 14 UNC	H3	Modified Bottom (2.5P)	3.156	0.571	1.713	0.323	0.242	0.406	3	V				
1723201	●	7/16 - 14 UNC	H5	Modified Bottom (2.5P)	3.156	0.571	1.713	0.323	0.242	0.406	3	Steam Oxide				
1723208	●	7/16 - 14 UNC	H5	Modified Bottom (2.5P)	3.156	0.571	1.713	0.323	0.242	0.406	3	V				
1761701	●	7/16 - 14 UNC	H7	Modified Bottom (2.5P)	3.156	0.571	1.713	0.323	0.242	0.406	3	Steam Oxide				
0138401	●	7/16 - 20 UNF	H3	Bottom (1.5P)	3.156	0.571	1.713	0.323	0.242	0.406	3	Steam Oxide				
0138408	●	7/16 - 20 UNF	H3	Bottom (1.5P)	3.156	0.571	1.713	0.323	0.242	0.406	3	V				
1733301	●	7/16 - 20 UNF	H3	Modified Bottom (2.5P)	3.156	0.571	1.713	0.323	0.242	0.406	3	Steam Oxide				
1733305	●	7/16 - 20 UNF	H3	Modified Bottom (2.5P)	3.156	0.571	1.713	0.323	0.242	0.406	3	TiN				
1733308	●	7/16 - 20 UNF	H3	Modified Bottom (2.5P)	3.156	0.571	1.713	0.323	0.242	0.406	3	V				
0138501	●	7/16 - 20 UNF	H5	Bottom (1.5P)	3.156	0.571	1.713	0.323	0.242	0.406	3	Steam Oxide				
0138508	●	7/16 - 20 UNF	H5	Bottom (1.5P)	3.156	0.571	1.713	0.323	0.242	0.406	3	V				
1723301	●	7/16 - 20 UNF	H5	Modified Bottom (2.5P)	3.156	0.571	1.713	0.323	0.242	0.406	3	Steam Oxide				
1723308	●	7/16 - 20 UNF	H5	Modified Bottom (2.5P)	3.156	0.571	1.713	0.323	0.242	0.406	3	V				
1762801	●	7/16 - 20 UNF	H7	Modified Bottom (2.5P)	3.156	0.571	1.713	0.323	0.242	0.406	3	Steam Oxide				
0138601	●	1/2 - 13 UNC	H3	Bottom (1.5P)	3.375	0.614	1.933	0.367	0.275	0.438	3	Steam Oxide				
0138608	●	1/2 - 13 UNC	H3	Bottom (1.5P)	3.375	0.614	1.933	0.367	0.275	0.438	3	V				
1733401	●	1/2 - 13 UNC	H3	Modified Bottom (2.5P)	3.375	0.614	1.933	0.367	0.275	0.438	3	Steam Oxide				
1733405	●	1/2 - 13 UNC	H3	Modified Bottom (2.5P)	3.375	0.614	1.933	0.367	0.275	0.438	3	TiN				
1733408	●	1/2 - 13 UNC	H3	Modified Bottom (2.5P)	3.375	0.614	1.933	0.367	0.275	0.438	3	V				
0138701	●	1/2 - 13 UNC	H5	Bottom (1.5P)	3.375	0.614	1.933	0.367	0.275	0.438	3	Steam Oxide				
0138708	●	1/2 - 13 UNC	H5	Bottom (1.5P)	3.375	0.614	1.933	0.367	0.275	0.438	3	V				
1723401	●	1/2 - 13 UNC	H5	Modified Bottom (2.5P)	3.375	0.614	1.933	0.367	0.275	0.438	3	Steam Oxide				
1723408	●	1/2 - 13 UNC	H5	Modified Bottom (2.5P)	3.375	0.614	1.933	0.367	0.275	0.438	3	V				
1750001	●	1/2 - 13 UNC	H7	Modified Bottom (2.5P)	3.375	0.614	1.933	0.367	0.275	0.438	3	Steam Oxide				
0138801	●	1/2 - 20 UNF	H3	Bottom (1.5P)	3.375	0.614	1.933	0.367	0.275	0.438	3	Steam Oxide				
0138808	●	1/2 - 20 UNF	H3	Bottom (1.5P)	3.375	0.614	1.933	0.367	0.275	0.438	3	V				
1733501	●	1/2 - 20 UNF	H3	Modified Bottom (2.5P)	3.375	0.614	1.933	0.367	0.275	0.438	3	Steam Oxide				
1733505	●	1/2 - 20 UNF	H3	Modified Bottom (2.5P)	3.375	0.614	1.933	0.367	0.275	0.438	3	TiN				
1733508	●	1/2 - 20 UNF	H3	Modified Bottom (2.5P)	3.375	0.614	1.933	0.367	0.275	0.438	3	V				
0138901	●	1/2 - 20 UNF	H5	Bottom (1.5P)	3.375	0.614	1.933	0.367	0.275	0.438	3	Steam Oxide				
0138908	●	1/2 - 20 UNF	H5	Bottom (1.5P)	3.375	0.614	1.933	0.367	0.275	0.438	3	V				
1723501	●	1/2 - 20 UNF	H5	Modified Bottom (2.5P)	3.375	0.614	1.933	0.367	0.275	0.438	3	Steam Oxide				
1723508	●	1/2 - 20 UNF	H5	Modified Bottom (2.5P)	3.375	0.614	1.933	0.367	0.275	0.438	3	V				
1762401	●	1/2 - 20 UNF	H6	Modified Bottom (2.5P)	3.375	0.614	1.933	0.367	0.275	0.438	3	Steam Oxide				
1762501	●	1/2 - 20 UNF	H7	Modified Bottom (2.5P)	3.375	0.614	1.933	0.367	0.275	0.438	3	Steam Oxide				
0139001	●	9/16 - 12 UNC	H3	Bottom (1.5P)	3.594	0.665	1.972	0.429	0.322	0.500	4	Steam Oxide				
0139008	●	9/16 - 12 UNC	H3	Bottom (1.5P)	3.594	0.665	1.972	0.429	0.322	0.500	4	V				
1749901	●	9/16 - 12 UNC	H3	Modified Bottom (2.5P)	3.594	0.665	1.972	0.429	0.322	0.500	3	Steam Oxide				
1749905	●	9/16 - 12 UNC	H3	Modified Bottom (2.5P)	3.594	0.665	1.972	0.429	0.322	0.500	3	TiN				
1749908	●	9/16 - 12 UNC	H3	Modified Bottom (2.5P)	3.594	0.665	1.972	0.429	0.322	0.500	3	V				
1726001	●	9/16 - 12 UNC	H3	Modified Bottom (2.5P)	3.594	0.665	1.972	0.429	0.322	0.500	4	Steam Oxide				
1726008	●	9/16 - 12 UNC	H3	Modified Bottom (2.5P)	3.594	0.665	1.972	0.429	0.322	0.500	4	V				
0139101	●	9/16 - 18 UNF	H3	Bottom (1.5P)	3.594	0.665	1.972	0.429	0.322	0.500	4	Steam Oxide				
0139108	●	9/16 - 18 UNF	H3	Bottom (1.5P)	3.594	0.665	1.972	0.429	0.322	0.500	4	V				
1762301	●	9/16 - 18 UNF	H3	Modified Bottom (2.5P)	3.594	0.665	1.972	0.429	0.322	0.500	3	Steam Oxide				
1762305	●	9/16 - 18 UNF	H3	Modified Bottom (2.5P)	3.594	0.665	1.972	0.429	0.322	0.500	3	TiN				
1762308	●	9/16 - 18 UNF	H3	Modified Bottom (2.5P)	3.594	0.665	1.972	0.429	0.322	0.500	3	V				
1726101	●	9/16 - 18 UNF	H3	Modified Bottom (2.5P)	3.594	0.665	1.972	0.429	0.322	0.500	4	Steam Oxide				
1726108	●	9/16 - 18 UNF	H3	Modified Bottom (2.5P)	3.594	0.665	1.972	0.429	0.322	0.500	4	V				
0139201	●	5/8 - 11 UNC	H3	Bottom (1.5P)	3.813	0.728	2.126	0.480	0.360	0.563	4	Steam Oxide				
0139208	●	5/8 - 11 UNC	H3	Bottom (1.5P)	3.813	0.728	2.126	0.480	0.360	0.563	4	V				

● Stocked ○ Available Upon Request; MOQ May Apply ▲ Globally Stocked



CONTINUED ➔

P				M			K	N		S		H				
Steel				Stainless Steel			Cast Iron	Non-Ferrous		HRSA		Hardened Steel				
Carbon Steel			Alloy Steel	Die Steel	300	400		17-4 PH	Aluminum		Nickel Alloy	Titanium	~35 HRC	35-45 HRC	45-50 HRC	50-70 HRC
Low	Medium	High							6061	Casting						
1010	1035	1065	4140				7075									
○	○	○		○	○	○										
25-80 SFM	20-50 SFM	20-45 SFM		20-45 SFM	20-45 SFM	8-20 SFM										

○ Good ○ Best





ABOUT OSG

DRILLING

THREADING


MILLING

HOLDERS

INDEX

List 303 (Continued)

EXOTAP VA-3® SFT



EDP Number	Thread Size	Thread Limit	Chamfer Type	Overall Length	Thread Length	Neck Length	Shank Diameter	Square Width	Square Length	Number of Flutes	Surface Treatment
				L (Inch)	Lc (Inch)	L1 (Inch)	d (Inch)	k (Inch)	lk (Inch)		
1749101	5/8 - 11 UNC	H3	Modified Bottom (2.5P)	3.813	0.728	2.126	0.480	0.360	0.563	3	Steam Oxide
1749105	5/8 - 11 UNC	H3	Modified Bottom (2.5P)	3.813	0.728	2.126	0.480	0.360	0.563	3	TiN
1749108	5/8 - 11 UNC	H3	Modified Bottom (2.5P)	3.813	0.728	2.126	0.480	0.360	0.563	3	V
1733601	5/8 - 11 UNC	H3	Modified Bottom (2.5P)	3.813	0.728	2.126	0.480	0.360	0.563	4	Steam Oxide
1733608	5/8 - 11 UNC	H3	Modified Bottom (2.5P)	3.813	0.728	2.126	0.480	0.360	0.563	4	V
0139301	5/8 - 11 UNC	H5	Bottom (1.5P)	3.813	0.728	2.126	0.480	0.360	0.563	4	Steam Oxide
0139308	5/8 - 11 UNC	H5	Bottom (1.5P)	3.813	0.728	2.126	0.480	0.360	0.563	4	V
1749201	5/8 - 11 UNC	H5	Modified Bottom (2.5P)	3.813	0.728	2.126	0.480	0.360	0.563	3	Steam Oxide
1749301	5/8 - 11 UNC	H7	Modified Bottom (2.5P)	3.813	0.728	2.126	0.480	0.360	0.563	3	Steam Oxide
0139401	5/8 - 18 UNF	H3	Bottom (1.5P)	3.813	0.728	2.126	0.480	0.360	0.563	4	Steam Oxide
0139408	5/8 - 18 UNF	H3	Bottom (1.5P)	3.813	0.728	2.126	0.480	0.360	0.563	4	V
1761905	5/8 - 18 UNF	H3	Modified Bottom (2.5P)	3.813	0.728	2.126	0.480	0.360	0.563	3	TiN
1761908	5/8 - 18 UNF	H3	Modified Bottom (2.5P)	3.813	0.728	2.126	0.480	0.360	0.563	3	V
1733701	5/8 - 18 UNF	H3	Modified Bottom (2.5P)	3.813	0.728	2.126	0.480	0.360	0.563	4	Steam Oxide
1733708	5/8 - 18 UNF	H3	Modified Bottom (2.5P)	3.813	0.728	2.126	0.480	0.360	0.563	4	V
0139501	5/8 - 18 UNF	H5	Bottom (1.5P)	3.813	0.728	2.126	0.480	0.360	0.563	4	Steam Oxide
0139508	5/8 - 18 UNF	H5	Bottom (1.5P)	3.813	0.728	2.126	0.480	0.360	0.563	4	V
1762001	5/8 - 18 UNF	H5	Modified Bottom (2.5P)	3.813	0.728	2.126	0.480	0.360	0.563	3	Steam Oxide
1762101	5/8 - 18 UNF	H7	Modified Bottom (2.5P)	3.813	0.728	2.126	0.480	0.360	0.563	3	Steam Oxide
0139601	3/4 - 10 UNC	H3	Bottom (1.5P)	4.250	0.799	2.433	0.590	0.442	0.688	4	Steam Oxide
0139608	3/4 - 10 UNC	H3	Bottom (1.5P)	4.250	0.799	2.433	0.590	0.442	0.688	4	V
1733801	3/4 - 10 UNC	H3	Modified Bottom (2.5P)	4.250	0.799	2.433	0.590	0.442	0.688	4	Steam Oxide
1733805	3/4 - 10 UNC	H3	Modified Bottom (2.5P)	4.250	0.799	2.433	0.590	0.442	0.688	4	TiN
1733808	3/4 - 10 UNC	H3	Modified Bottom (2.5P)	4.250	0.799	2.433	0.590	0.442	0.688	4	V
0139701	3/4 - 10 UNC	H6	Bottom (1.5P)	4.250	0.799	2.433	0.590	0.442	0.688	4	Steam Oxide
0139708	3/4 - 10 UNC	H6	Bottom (1.5P)	4.250	0.799	2.433	0.590	0.442	0.688	4	V
0139801	3/4 - 16 UNF	H3	Bottom (1.5P)	4.250	0.799	2.433	0.590	0.442	0.688	4	Steam Oxide
0139808	3/4 - 16 UNF	H3	Bottom (1.5P)	4.250	0.799	2.433	0.590	0.442	0.688	4	V
1733901	3/4 - 16 UNF	H3	Modified Bottom (2.5P)	4.250	0.799	2.433	0.590	0.442	0.688	4	Steam Oxide
1733905	3/4 - 16 UNF	H3	Modified Bottom (2.5P)	4.250	0.799	2.433	0.590	0.442	0.688	4	TiN
1733908	3/4 - 16 UNF	H3	Modified Bottom (2.5P)	4.250	0.799	2.433	0.590	0.442	0.688	4	V
0139901	3/4 - 16 UNF	H5	Bottom (1.5P)	4.250	0.799	2.433	0.590	0.442	0.688	4	Steam Oxide
0139908	3/4 - 16 UNF	H5	Bottom (1.5P)	4.250	0.799	2.433	0.590	0.442	0.688	4	V
1726201	7/8 - 9 UNC	H4	Modified Bottom (2.5P)	4.688	0.890	2.654	0.697	0.523	0.750	4	Steam Oxide
1726208	7/8 - 9 UNC	H4	Modified Bottom (2.5P)	4.688	0.890	2.654	0.697	0.523	0.750	4	V
0140001	7/8 - 14 UNF	H4	Bottom (1.5P)	4.688	0.890	2.654	0.697	0.523	0.750	4	Steam Oxide
0140008	7/8 - 14 UNF	H4	Bottom (1.5P)	4.688	0.890	2.654	0.697	0.523	0.750	4	V
1726301	7/8 - 14 UNF	H4	Modified Bottom (2.5P)	4.688	0.890	2.654	0.697	0.523	0.750	4	Steam Oxide
1726308	7/8 - 14 UNF	H4	Modified Bottom (2.5P)	4.688	0.890	2.654	0.697	0.523	0.750	4	V
1726401	1 - 8 UNC	H4	Modified Bottom (2.5P)	5.125	1.000	3.012	0.800	0.600	0.813	4	Steam Oxide
1726408	1 - 8 UNC	H4	Modified Bottom (2.5P)	5.125	1.000	3.012	0.800	0.600	0.813	4	V
1749001	1 - 12 UNF	H4	Modified Bottom (2.5P)	5.125	1.000	3.012	0.800	0.600	0.813	4	Steam Oxide

● Stocked ○ Available Upon Request; MOQ May Apply ▲ Globally Stocked



P					M			K	N		S		H					
Steel					Stainless Steel			Cast Iron	Non-Ferrous		HRSA		Hardened Steel					
Carbon Steel			Alloy Steel	Die Steel	300	400	17-4 PH		Aluminum		Nickel Alloy	Titanium						
Low	Medium	High							6061	Casting			Inconel	6Al4V (30 HRC)	~35 HRC	35-45 HRC	45-50 HRC	50-70 HRC
1010	1035	1065	4140					6061										
1018	1045		4340					7075										
⊙	○	○			⊙	⊙	○											
25-80 SFM	20-50 SFM	20-45 SFM			20-45 SFM	20-45 SFM	8-20 SFM											

○ Good ⊙ Best






List 343

EXOTAP VA-3® SFT

SPIRAL FLUTE	HSSE	S/O	TiN	V	C/1.5	C/2.5	45°	PACKED 1 PIECE
--------------	------	-----	-----	---	-------	-------	-----	-------------------



EDP Number	Thread Size	Thread Limit	Chamfer Type	Overall Length	Thread Length	Neck Length	Shank Diameter	Square Width	Square Length	Number of Flutes	Surface Treatment
				L (mm)	Lc (mm)	L1 (mm)	d (mm)	k (mm)	lk (mm)		
1755001	M3 x 0.5	D3	Bottom (1.5P)	49.21	4.10	16.00	3.58	2.79	4.76	3	Steam Oxide
1755101	M3 x 0.5	D3	Modified Bottom (2.5P)	49.21	4.10	16.00	3.58	2.79	4.76	3	Steam Oxide
1746401	M3.5 x 0.6	D4	Modified Bottom (2.5P)	49.21	4.10	16.00	3.58	2.79	4.76	3	Steam Oxide
1755301	M4 x 0.7	D4	Bottom (1.5P)	53.98	5.60	19.10	4.27	3.33	6.35	3	Steam Oxide
1755401	M4 x 0.7	D4	Modified Bottom (2.5P)	53.98	5.60	19.10	4.27	3.33	6.35	3	Steam Oxide
1755405	M4 x 0.7	D4	Modified Bottom (2.5P)	53.98	5.60	19.10	4.27	3.33	6.35	3	TiN
1755408	M4 x 0.7	D4	Modified Bottom (2.5P)	53.98	5.60	19.10	4.27	3.33	6.35	3	V
1755601	M5 x 0.8	D4	Bottom (1.5P)	60.33	6.40	22.20	4.93	3.86	6.35	3	Steam Oxide
1755701	M5 x 0.8	D4	Modified Bottom (2.5P)	60.33	6.40	22.20	4.93	3.86	6.35	3	Steam Oxide
1755705	M5 x 0.8	D4	Modified Bottom (2.5P)	60.33	6.40	22.20	4.93	3.86	6.35	3	TiN
1755708	M5 x 0.8	D4	Modified Bottom (2.5P)	60.33	6.40	22.20	4.93	3.86	6.35	3	V
1755901	M6 x 1	D5	Bottom (1.5P)	63.50	8.00	25.40	6.48	4.85	7.94	3	Steam Oxide
1756001	M6 x 1	D5	Modified Bottom (2.5P)	63.50	8.00	25.40	6.48	4.85	7.94	3	Steam Oxide
1756005	M6 x 1	D5	Modified Bottom (2.5P)	63.50	8.00	25.40	6.48	4.85	7.94	3	TiN
1756008	M6 x 1	D5	Modified Bottom (2.5P)	63.50	8.00	25.40	6.48	4.85	7.94	3	V
1746501	M8 x 1	D5	Bottom (1.5P)	69.06	10.00	28.60	8.08	6.05	9.53	3	Steam Oxide
1746601	M8 x 1	D5	Modified Bottom (2.5P)	69.06	10.00	28.60	8.08	6.05	9.53	3	Steam Oxide
1756201	M8 x 1.25	D5	Bottom (1.5P)	69.06	10.00	28.60	8.08	6.05	9.53	3	Steam Oxide
1756301	M8 x 1.25	D5	Modified Bottom (2.5P)	69.06	10.00	28.60	8.08	6.05	9.53	3	Steam Oxide
1756305	M8 x 1.25	D5	Modified Bottom (2.5P)	69.06	10.00	28.60	8.08	6.05	9.53	3	TiN
1756308	M8 x 1.25	D5	Modified Bottom (2.5P)	69.06	10.00	28.60	8.08	6.05	9.53	3	V
1745701	M10 x 1.25	D5	Modified Bottom (2.5P)	74.61	12.00	31.80	9.68	7.26	11.11	3	Steam Oxide
1756501	M10 x 1.5	D6	Bottom (1.5P)	74.61	12.00	31.80	9.68	7.26	11.11	3	Steam Oxide
1756601	M10 x 1.5	D6	Modified Bottom (2.5P)	74.61	12.00	31.80	9.68	7.26	11.11	3	Steam Oxide
1756605	M10 x 1.5	D6	Modified Bottom (2.5P)	74.61	12.00	31.80	9.68	7.26	11.11	3	TiN
1756608	M10 x 1.5	D6	Modified Bottom (2.5P)	74.61	12.00	31.80	9.68	7.26	11.11	3	V
1745801	M12 x 1.25	D5	Modified Bottom (2.5P)	85.73	14.00	49.10	9.32	6.99	11.11	3	Steam Oxide
1756801	M12 x 1.75	D6	Bottom (1.5P)	85.73	14.00	49.10	9.32	6.99	11.11	3	Steam Oxide
1756901	M12 x 1.75	D6	Modified Bottom (2.5P)	85.73	14.00	49.10	9.32	6.99	11.11	3	Steam Oxide
1756905	M12 x 1.75	D6	Modified Bottom (2.5P)	85.73	14.00	49.10	9.32	6.99	11.11	3	TiN
1756908	M12 x 1.75	D6	Modified Bottom (2.5P)	85.73	14.00	49.10	9.32	6.99	11.11	3	V
1756101	M14 x 1.5	D6	Bottom (1.5P)	91.28	16.00	5.10	10.90	8.18	12.70	3	Steam Oxide
1745901	M14 x 1.5	D6	Modified Bottom (2.5P)	91.28	16.00	5.10	10.90	8.18	12.70	3	Steam Oxide
1755801	M14 x 2	D7	Bottom (1.5P)	91.28	16.00	5.10	10.90	8.18	12.70	3	Steam Oxide
1746001	M14 x 2	D7	Modified Bottom (2.5P)	91.28	16.00	5.10	10.90	8.18	12.70	3	Steam Oxide
1755201	M16 x 1.5	D6	Bottom (1.5P)	96.84	16.00	54.00	12.19	9.14	14.29	3	Steam Oxide
1746101	M16 x 1.5	D6	Modified Bottom (2.5P)	96.84	16.00	54.00	12.19	9.14	14.29	3	Steam Oxide
1755501	M16 x 2	D7	Bottom (1.5P)	96.84	16.00	54.00	12.19	9.14	14.29	3	Steam Oxide
1746201	M16 x 2	D7	Modified Bottom (2.5P)	96.84	16.00	54.00	12.19	9.14	14.29	3	Steam Oxide
1746301	M18 x 1.5	D6	Modified Bottom (2.5P)	102.39	20.00	55.00	13.77	10.31	15.88	4	Steam Oxide

● Stocked ○ Available Upon Request; MOQ May Apply ▲ Globally Stocked



P					M			K	N		S		H					
Steel					Stainless Steel			Cast Iron	Non-Ferrous		HRSA		Hardened Steel					
Carbon Steel			Alloy Steel	Die Steel	300	400	17-4 PH		Aluminum		Nickel Alloy	Titanium						
Low	Medium	High							6061	Casting			Inconel	6Al4V (30 HRC)	~35 HRC	35-45 HRC	45-50 HRC	50-70 HRC
1010	1018	1035	1045	1065	4140	4340												
○	○	○			○	○	○											
25-80 SFM	20-50 SFM	20-45 SFM			20-45 SFM	20-45 SFM	8-20 SFM											

○ Good ○ Best





EXOTAP VA-3[®] Oil

Coolant-Through Taps Designed for Stainless Steel

ABOUT OSG

DRILLING

THREADING

MILLING

HOLDERS

INDEX

List 307

EXOTAP VA-3[®] OIL-V-SFT, DIN Overall Length

EDP Number	Thread Size	Thread Limit	Overall Length	Thread Length	Neck Length	Shank Diameter	Square Width	Square Length	Number of Flutes
			L (Inch)	Lc (Inch)	L1 (Inch)	d (Inch)	k (Inch)	lk (Inch)	
30701708	1/4 - 20 UNC	H3	3.150	0.402	1.181	0.255	0.191	0.313	3
30701808	1/4 - 20 UNC	H5	3.150	0.402	1.181	0.255	0.191	0.313	3
30701908	1/4 - 28 UNF	H3	3.150	0.402	1.181	0.255	0.191	0.313	3
30702008	1/4 - 28 UNF	H4	3.150	0.402	1.181	0.255	0.191	0.313	3
30702108	5/16 - 18 UNC	H3	3.543	0.445	1.378	0.318	0.238	0.375	3
30702208	5/16 - 18 UNC	H5	3.543	0.445	1.378	0.318	0.238	0.375	3
30702308	5/16 - 24 UNF	H4	3.543	0.445	1.378	0.318	0.238	0.375	3
30702408	5/16 - 24 UNF	H5	3.543	0.445	1.378	0.318	0.238	0.375	3
30702508	3/8 - 16 UNC	H3	3.937	0.500	1.535	0.381	0.286	0.438	3
30702608	3/8 - 16 UNC	H5	3.937	0.500	1.535	0.381	0.286	0.438	3
30702708	3/8 - 24 UNF	H3	3.543	0.500	1.378	0.381	0.286	0.438	3
30702808	3/8 - 24 UNF	H4	3.543	0.500	1.378	0.381	0.286	0.438	3
30702908	7/16 - 14 UNC	H3	3.937	0.571	1.713	0.323	0.242	0.406	3
30703008	7/16 - 14 UNC	H5	3.937	0.571	1.713	0.323	0.242	0.406	3
30703108	7/16 - 20 UNF	H3	3.937	0.571	1.713	0.323	0.242	0.406	3
30703208	7/16 - 20 UNF	H5	3.937	0.571	1.713	0.323	0.242	0.406	3
30703308	1/2 - 13 UNC	H3	4.331	0.614	1.933	0.367	0.275	0.438	3
30703408	1/2 - 13 UNC	H5	4.331	0.614	1.933	0.367	0.275	0.438	3
30703508	1/2 - 20 UNF	H3	3.397	0.614	1.933	0.367	0.275	0.438	3
30703608	1/2 - 20 UNF	H5	3.397	0.614	1.933	0.367	0.275	0.438	3
30703708	9/16 - 12 UNC	H3	4.331	0.665	1.972	0.429	0.322	0.500	4
30703808	9/16 - 12 UNC	H5	4.331	0.665	1.972	0.429	0.322	0.500	4
30703908	9/16 - 18 UNF	H3	3.937	0.665	1.972	0.429	0.322	0.500	4
30704008	9/16 - 18 UNF	H5	3.937	0.665	1.972	0.429	0.322	0.500	4
30704108	5/8 - 11 UNC	H3	4.331	0.728	2.433	0.480	0.360	0.563	4
30704208	5/8 - 11 UNC	H5	4.331	0.728	2.433	0.480	0.360	0.563	4
30704308	5/8 - 18 UNF	H3	3.937	0.728	2.433	0.480	0.360	0.563	4
30704408	5/8 - 18 UNF	H5	3.937	0.728	2.433	0.480	0.360	0.563	4
30704508	3/4 - 10 UNC	H3	4.921	0.799	2.433	0.590	0.442	0.688	4
30704608	3/4 - 10 UNC	H5	4.921	0.799	2.433	0.590	0.442	0.688	4
30704708	3/4 - 16 UNF	H3	4.331	0.799	2.433	0.590	0.442	0.688	4
30704808	3/4 - 16 UNF	H5	4.331	0.799	2.433	0.590	0.442	0.688	4
30704908	7/8 - 9 UNC	H4	5.512	0.890	2.654	0.697	0.523	0.750	4
30705008	7/8 - 9 UNC	H6	5.512	0.890	2.654	0.697	0.523	0.750	4
30705108	7/8 - 14 UNF	H4	4.921	0.890	2.654	0.697	0.523	0.750	4
30705208	7/8 - 14 UNF	H6	4.921	0.890	2.654	0.697	0.523	0.750	4
30705308	1 - 8 UNC	H4	6.299	1.000	3.012	0.800	0.600	0.813	4
30705408	1 - 8 UNC	H6	6.299	1.000	3.012	0.800	0.600	0.813	4
30705508	1 - 12 UNF	H4	5.512	1.000	3.012	0.800	0.600	0.813	4
30705608	1 - 12 UNF	H6	5.512	1.000	3.012	0.800	0.600	0.813	4

● Stocked ○ Available Upon Request; MOQ May Apply ▲ Globally Stocked



P					M			K	N		S		H				
Steel					Stainless Steel				Cast Iron	Non-Ferrous		HRSA		Hardened Steel			
Carbon Steel			Alloy Steel	Die Steel	300	400	17-4 PH			Aluminum		Nickel Alloy	Titanium				
Low	Medium	High						4140							6061	Casting	Inconel
1010	1035	1045	1065	4340				7075									
○	○	○			○	○	○										
25-80 SFM	20-50 SFM	20-45 SFM			20-45 SFM	20-45 SFM	8-20 SFM										

○ Good ○ Best





List 347

EXOTAP VA-3® OIL-V-SFT, DIN Overall Length



EDP Number	Thread Size	Thread Limit	Overall Length			Shank Diameter	Square Width	Square Length	Number of Flutes
			L (mm)	Lc (mm)	L1 (mm)				
34700508	M6 x 1	D5	80.00	8.00	30.00	6.48	4.85	7.94	3
34700608	M8 x 1	D5	90.00	10.00	35.00	8.08	6.05	9.53	3
34700708	M8 x 1.25	D5	90.00	10.00	35.00	8.08	6.05	9.53	3
34700808	M10 x 1.25	D5	100.00	12.00	39.00	9.68	7.26	11.11	3
34700908	M10 x 1.5	D6	100.00	12.00	39.00	9.68	7.26	11.11	3
34701008	M12 x 1.25	D5	100.00	14.00	49.10	9.32	6.99	11.11	3
34701108	M12 x 1.5	D6	100.00	14.00	49.10	9.32	6.99	11.11	3
34701208	M12 x 1.75	D6	110.00	14.00	49.10	9.32	6.99	11.11	3
34701308	M14 x 1.5	D6	100.00	16.00	50.10	10.90	8.18	12.70	3
34701408	M14 x 2	D7	110.00	16.00	50.10	10.90	8.18	12.70	3
34701508	M16 x 1.5	D6	100.00	16.00	54.00	12.19	9.14	14.29	3
34701608	M16 x 2	D7	110.00	16.00	54.00	12.19	9.14	14.29	3
34701708	M18 x 1.5	D6	110.00	20.00	55.00	13.77	10.31	15.88	4
34701808	M18 x 2.5	D7	125.00	20.00	55.00	13.77	10.31	15.88	4
34701908	M20 x 1.5	D6	125.00	20.00	61.80	16.56	12.42	17.46	4
34702008	M20 x 2.5	D7	140.00	20.00	61.80	16.56	12.42	17.46	4
34702108	M22 x 1.5	D6	125.00	20.00	67.40	17.70	13.28	19.05	4
34702208	M22 x 2.5	D7	140.00	20.00	67.40	17.70	13.28	19.05	4
34702308	M24 x 1.5	D6	140.00	24.00	68.40	19.30	14.48	19.05	4
34702408	M24 x 3	D8	160.00	24.00	68.40	19.30	14.48	19.05	4

● Stocked ○ Available Upon Request; MOQ May Apply ▲ Globally Stocked

EXT

P					M			K	N		S		H					
Steel					Stainless Steel				Cast Iron	Non-Ferrous		HRSA		Hardened Steel				
Low	Medium	High	Alloy Steel	Die Steel	300	400	17-4 PH			Aluminum	Nickel Alloy	Titanium						
1010	1035	1065	4140	4340	300	400	17-4 PH	6061	Inconel	6Al4V	~35 HRC	35-45 HRC	45-50 HRC	50-70 HRC				
1018	1045	1065	4140	4340	300	400	17-4 PH	7075	Castings	(30 HRC)								
○	○	○			○	○	○											
25-80 SFM	20-50 SFM	20-45 SFM			20-45 SFM	20-45 SFM	8-20 SFM											

○ Good ○ Best



ABOUT OSG

DRILLING

THREADING

MILLING

HOLDERS

INDEX



List 398

EXOTAP VA-3® LS-SFT, Long Shank

SPIRAL FLUTE	HSSE	S/O	C/1.5P	C/2.5P	30°	PACKED 1 PIECE
--------------	------	-----	--------	--------	-----	-------------------



EDP Number	Thread Size	Thread Limit	Chamfer Type	Overall Length	Thread Length	Neck Length	Shank Diameter	Square Width	Square Length	Number of Flutes	
				L (Inch)	Lc (Inch)	L1 (Inch)	d (Inch)	k (Inch)	lk (Inch)		
0143701	●	No. 4 - 40 UNC	H2	Bottom (1.5P)	6.000	0.197	0.839	0.141	0.110	0.188	3
1766101	●	No. 4 - 40 UNC	H2	Modified Bottom (2.5P)	4.000	0.197	0.839	0.141	0.110	0.188	3
0143801	●	No. 6 - 32 UNC	H3	Bottom (1.5P)	6.000	0.248	1.339	0.141	0.110	0.188	3
1766301	●	No. 6 - 32 UNC	H3	Modified Bottom (2.5P)	4.000	0.248	1.339	0.141	0.110	0.188	3
1766501	●	No. 6 - 32 UNC	H3	Modified Bottom (2.5P)	6.000	0.248	1.339	0.141	0.110	0.188	3
0143901	●	No. 8 - 32 UNC	H3	Bottom (1.5P)	6.000	0.252	1.126	0.168	0.131	0.250	3
1766701	●	No. 8 - 32 UNC	H3	Modified Bottom (2.5P)	4.000	0.252	1.126	0.168	0.131	0.250	3
1766901	●	No. 8 - 32 UNC	H3	Modified Bottom (2.5P)	6.000	0.252	1.126	0.168	0.131	0.250	3
1767101	●	No. 10 - 24 UNC	H3	Modified Bottom (2.5P)	4.000	0.327	1.303	0.194	0.152	0.250	3
1767301	●	No. 10 - 24 UNC	H3	Modified Bottom (2.5P)	6.000	0.327	1.303	0.194	0.152	0.250	3
0144001	●	No. 10 - 32 UNF	H3	Bottom (1.5P)	6.000	0.327	1.303	0.194	0.152	0.250	3
1767501	●	No. 10 - 32 UNF	H3	Modified Bottom (2.5P)	4.000	0.327	1.303	0.194	0.152	0.250	3
1767701	●	No. 10 - 32 UNF	H3	Modified Bottom (2.5P)	6.000	0.327	1.303	0.194	0.152	0.250	3
0144101	●	1/4 - 20 UNC	H3	Bottom (1.5P)	6.000	0.398	1.497	0.255	0.191	0.313	3
1767901	●	1/4 - 20 UNC	H3	Modified Bottom (2.5P)	4.000	0.398	1.497	0.255	0.191	0.313	3
1768101	●	1/4 - 20 UNC	H3	Modified Bottom (2.5P)	6.000	0.398	1.497	0.255	0.191	0.313	3
0144201	●	1/4 - 28 UNF	H3	Bottom (1.5P)	6.000	0.398	1.497	0.255	0.191	0.313	3
1768301	●	1/4 - 28 UNF	H3	Modified Bottom (2.5P)	6.000	0.398	1.497	0.255	0.191	0.313	3
0144301	●	5/16 - 18 UNC	H3	Bottom (1.5P)	6.000	0.445	1.689	0.318	0.238	0.375	3
1768501	●	5/16 - 18 UNC	H3	Modified Bottom (2.5P)	6.000	0.445	1.689	0.318	0.238	0.375	3
1768601	●	5/16 - 24 UNF	H3	Modified Bottom (2.5P)	6.000	0.445	1.677	0.318	0.238	0.375	3
0144401	●	3/8 - 16 UNC	H3	Bottom (1.5P)	6.000	0.500	1.874	0.381	0.286	0.438	3
1768701	●	3/8 - 16 UNC	H3	Modified Bottom (2.5P)	6.000	0.500	1.874	0.381	0.286	0.438	3
0144501	●	3/8 - 24 UNF	H3	Bottom (1.5P)	6.000	0.500	1.874	0.381	0.286	0.438	3
1768801	●	3/8 - 24 UNF	H3	Modified Bottom (2.5P)	6.000	0.500	1.874	0.381	0.286	0.438	3
0144601	●	7/16 - 14 UNC	H3	Bottom (1.5P)	6.000	0.571	1.713	0.323	0.242	0.406	3
1768901	●	7/16 - 14 UNC	H3	Modified Bottom (2.5P)	6.000	0.571	1.713	0.323	0.242	0.406	3
1769001	●	7/16 - 20 UNF	H3	Modified Bottom (2.5P)	6.000	0.571	1.713	0.323	0.242	0.406	3
1769101	●	1/2 - 13 UNC	H3	Modified Bottom (2.5P)	6.000	0.614	1.934	0.367	0.275	0.438	3
1769201	●	1/2 - 20 UNF	H3	Modified Bottom (2.5P)	6.000	0.614	1.934	0.367	0.275	0.438	3
1769301	●	5/8 - 11 UNC	H3	Modified Bottom (2.5P)	6.000	0.728	2.126	0.480	0.360	0.563	4

● Stocked ○ Available Upon Request; MOQ May Apply ▲ Globally Stocked
 Note: Neck length is designed for reaching 50% deeper holes than ANSI standard taps.



P					M			K	N		S		H					
Steel					Stainless Steel			Cast Iron	Non-Ferrous		HRSA		Hardened Steel					
Carbon Steel			Alloy Steel	Die Steel	300	400	17-4 PH		Aluminum		Nickel Alloy	Titanium	Hardened Steel					
Low	Medium	High							6061	Casting			Inconel	6Al4V (30 HRC)	~35 HRC	35-45 HRC	45-50 HRC	50-70 HRC
1010	1035	1045	1065	4140	4340													
1018	1045	1065		4340					7075									
○	○	○			○	○	○											
25-80 SFM	20-50 SFM	20-45 SFM			20-45 SFM	20-45 SFM	8-20 SFM											

○ Good ○ Best





List 220

HY-PRO® DIN-SFT, DIN Overall Length

SPIRAL FLUTE	HSSE	S/O	C/2.5P	45°	PACKED 1 PIECE
--------------	------	-----	--------	-----	-------------------



EDP Number	Thread Size	Overall Length	Thread Length	Neck Length	Shank Diameter	Square Width	Square Length	Number of Flutes
		L (Inch)	Lc (Inch)	L1 (Inch)	d (Inch)	k (Inch)	lk (Inch)	
2211401	● No. 4 - 40 UNC	2.205	0.196	0.704	0.141	0.110	0.188	3
2212401	● No. 6 - 32 UNC	2.205	0.248	0.783	0.141	0.110	0.188	3
2217801	● No. 8 - 32 UNC	2.480	0.251	0.826	0.168	0.131	0.250	3
2213401	● No. 10 - 24 UNC	2.756	0.326	0.976	0.194	0.152	0.250	3
2218801	● No. 10 - 32 UNF	2.756	0.326	0.976	0.194	0.152	0.250	3
2230001	● 1/4 - 20 UNC	3.150	0.397	1.177	0.255	0.191	0.313	3
2230401	● 1/4 - 28 UNF	3.150	0.397	1.177	0.255	0.191	0.313	3
2230801	● 5/16 - 18 UNC	3.543	0.444	1.377	0.318	0.238	0.375	3
2231201	● 5/16 - 24 UNF	3.543	0.444	1.377	0.318	0.238	0.375	3
2231601	● 3/8 - 16 UNC	3.937	0.500	1.377	0.381	0.286	0.438	3
2231801	● 3/8 - 24 UNF	3.937	0.500	1.377	0.381	0.286	0.438	3
2232001	● 7/16 - 14 UNC	3.937	0.570	1.712	0.323	0.242	0.406	3
2232201	● 7/16 - 20 UNF	3.937	0.570	1.712	0.323	0.242	0.406	3
2232401	● 1/2 - 13 UNC	4.331	0.614	1.933	0.367	0.275	0.438	3
2232601	● 1/2 - 20 UNF	4.331	0.614	1.933	0.367	0.275	0.438	3
2233201	● 5/8 - 11 UNC	4.331	0.728	2.125	0.480	0.360	0.563	4
2233401	● 5/8 - 18 UNF	4.331	0.728	2.125	0.480	0.360	0.563	4
2233601	● 3/4 - 10 UNC	4.921	0.799	2.433	0.590	0.442	0.688	4
2233801	● 3/4 - 16 UNF	4.921	0.799	2.433	0.590	0.442	0.688	4
2244001	● 7/8 - 9 UNC	5.512	0.889	2.952	0.697	0.523	0.750	4
2239201	● 7/8 - 14 UNF	4.921	0.889	2.653	0.697	0.523	0.750	4
2244401	● 1 - 8 UNC	6.299	1.000	3.543	0.800	0.600	0.813	4
2239601	● 1 - 12 UNF	5.512	1.000	3.011	0.800	0.600	0.813	4
2247201	● 1- 1/8 - 7 UNC	7.087	1.141	3.937	0.896	0.672	0.875	4
2247601	● 1- 1/8 - 8 UN	7.087	1.141	3.937	0.896	0.672	0.875	4
2245001	● 1- 1/8 - 12 UNF	5.906	1.141	3.074	0.896	0.672	0.875	4
2247701	● 1- 1/4 - 7 UNC	7.087	1.141	3.937	1.021	0.766	1.000	4
2247901	● 1- 1/4 - 8 UN	7.087	1.141	3.937	1.021	0.766	1.000	4
2245601	● 1- 1/4 - 12 UNF	5.906	1.141	3.074	1.021	0.766	1.000	4
2248001	● 1- 3/8 - 6 UNC	7.874	1.334	4.528	1.108	0.831	1.063	4
2248201	● 1- 3/8 - 8 UN	7.874	1.334	4.528	1.108	0.831	1.063	4
2246201	● 1- 3/8 - 12 UNF	6.693	1.334	3.591	1.108	0.831	1.063	4
2248301	● 1- 1/2 - 6 UNC	7.874	1.334	4.528	1.233	0.925	1.125	4
2248501	● 1- 1/2 - 8 UN	7.874	1.334	4.528	1.233	0.925	1.125	4
2246801	● 1- 1/2 - 12 UNF	6.693	1.334	3.591	1.233	0.925	1.125	4
2248601	● 1- 5/8 - 8 UN	7.874	1.334	4.331	1.305	0.979	1.125	4
2248701	● 1- 3/4 - 5 UNC	8.661	1.598	4.724	1.430	1.072	1.250	4
2248801	● 1- 3/4 - 8 UN	7.874	1.598	3.976	1.430	1.072	1.250	4
2248901	● 1- 7/8 - 8 UN	8.858	1.598	4.921	1.519	1.139	1.250	4
2249001	● 2 - 4.5 UNC	9.843	1.780	5.512	1.644	1.233	1.375	5
2249101	● 2 - 8 UN	8.858	1.780	4.921	1.644	1.233	1.375	5

● Stocked ○ Available Upon Request; MOQ May Apply ▲ Globally Stocked



P					M			K	N		S		H					
Steel					Stainless Steel			Cast Iron	Non-Ferrous		HRSA		Hardened Steel					
Carbon Steel			Alloy Steel	Die Steel	Aluminum		Nickel Alloy		Titanium									
Low	Medium	High			6061	Casting				Inconel	6Al4V (30 HRC)	~35 HRC	35-45 HRC	45-50 HRC	50-70 HRC			
1010	1035	1045	1065	4140	4340	300	400	17-4 PH	6061	7075								
○	○	⊗	⊗	○		○	○	○					○					
25-80 SFM	20-50 SFM	20-45 SFM	20-50 SFM	15-30 SFM	20-45 SFM	20-40 SFM	15-20 SFM	25-75 SFM					15-35 SFM					

○ Good ⊗ Best





List 229

DIN Overall Length, Modified Bottom (2.5P-3P)

SPIRAL FLUTE	HSSE	S/O	C/2.5P	45°	PACKED 1 PIECE
--------------	------	-----	--------	-----	-------------------



EDP Number	Thread Size	Overall Length	Thread Length	Neck Length	Shank Diameter	Square Width	Square Length	Number of Flutes
		L (mm)	Lc (mm)	L1 (mm)	d (mm)	k (mm)	lk (mm)	
2290401	M3 x 0.5	56.00	4.10	18.10	3.58	2.79	4.76	3
2290601	M4 x 0.7	63.00	5.60	21.00	4.27	3.33	6.35	3
2290801	M5 x 0.8	70.00	6.40	25.00	4.93	3.86	6.35	3
2291001	M6 x 1	80.00	8.00	30.00	6.48	4.85	7.94	3
2291401	M8 x 1.25	90.00	10.00	35.00	8.08	6.05	9.53	3
2291701	M10 x 1.25	100.00	12.00	39.00	9.68	7.26	11.11	3
2291801	M10 x 1.5	100.00	12.00	39.00	9.68	7.26	11.11	3
2292101	M12 x 1.25	100.00	14.00	49.10	9.32	6.99	11.11	3
2292201	M12 x 1.5	100.00	14.00	49.10	9.32	6.99	11.11	3
2292301	M12 x 1.75	110.00	14.00	49.10	9.32	6.99	11.11	3
2292501	M14 x 1.5	100.00	16.00	50.10	10.90	8.18	12.70	3
2292601	M14 x 2	110.00	16.00	50.10	10.90	8.18	12.70	3
2292801	M16 x 1.5	100.00	16.00	54.00	12.19	9.14	14.29	3
2292901	M16 x 2	110.00	16.00	54.00	12.19	9.14	14.29	3
2293001	M18 x 1.5	110.00	20.00	55.00	13.77	10.31	15.88	4
2293201	M18 x 2.5	125.00	20.00	55.00	13.77	10.31	15.88	4
2293401	M20 x 1.5	125.00	20.00	61.80	16.56	12.42	17.46	4
2293601	M20 x 2.5	140.00	20.00	61.80	16.56	12.42	17.46	4

● Stocked ○ Available Upon Request; MOQ May Apply ▲ Globally Stocked



P					M			K	N		S	H					
Steel					Stainless Steel			Cast Iron	Non-Ferrous		HRSA		Hardened Steel				
Carbon Steel			Alloy Steel	Die Steel	Aluminum		Nickel Alloy		Titanium								
Low	Medium	High			6061 7075	Casting				Inconel	6Al4V (30 HRC)	~35 HRC	35-45 HRC	45-50 HRC	50-70 HRC		
1010	1035	1065	4140	4340	300	400	17-4 PH										
○	○	⊗	⊗	○	○	○	○	○					○				
25-80 SFM	20-50 SFM	20-45 SFM	20-50 SFM	15-30 SFM	20-45 SFM	20-40 SFM	15-20 SFM	25-75 SFM					15-35 SFM				

○ Good ⊗ Best






List 230

HY-PRO® DIN OIL-TIN-SFT, DIN Overall Length

SPIRAL FLUTE	HSSE	TIN	C/2.5P	45°	PACKED 1 PIECE
--------------	------	-----	--------	-----	----------------



EDP Number	Thread Size	Overall Length		Thread Length		Neck Length		Shank Diameter		Square Width		Square Length		Number of Flutes
		L (Inch)	Lc (Inch)	L1 (Inch)	d (Inch)	k (Inch)	lk (Inch)							
2330005	1/4 - 20 UNC	3.150	0.402	1.181	0.255	0.191	0.313	3						
2330405	1/4 - 28 UNF	3.150	0.402	1.181	0.255	0.191	0.313	3						
2330805	5/16 - 18 UNC	3.543	0.445	1.378	0.318	0.238	0.375	3						
2331205	5/16 - 24 UNF	3.543	0.445	1.378	0.318	0.238	0.375	3						
2331605	3/8 - 16 UNC	3.937	0.500	1.378	0.381	0.286	0.438	3						
2331805	3/8 - 24 UNF	3.937	0.500	1.378	0.381	0.286	0.438	3						
2332005	7/16 - 14 UNC	3.937	0.571	1.713	0.323	0.242	0.406	3						
2332205	7/16 - 20 UNF	3.937	0.571	1.713	0.323	0.242	0.406	3						
2332405	1/2 - 13 UNC	4.331	0.614	1.934	0.367	0.275	0.438	3						
2332605	1/2 - 20 UNF	3.937	0.614	1.934	0.367	0.275	0.438	3						
2333005	9/16 - 18 UNF	3.937	0.665	1.972	0.429	0.322	0.500	4						
2333205	5/8 - 11 UNC	4.331	0.728	2.126	0.480	0.360	0.563	4						
2333405	5/8 - 18 UNF	3.937	0.728	2.126	0.480	0.360	0.563	4						
2333605	3/4 - 10 UNC	4.921	0.799	2.434	0.590	0.442	0.688	4						
2333805	3/4 - 16 UNF	4.331	0.799	2.434	0.590	0.442	0.688	4						
2334005	7/8 - 9 UNC	5.512	0.890	2.654	0.697	0.523	0.750	4						
2334205	7/8 - 14 UNF	4.921	0.890	2.654	0.697	0.523	0.750	4						
2334405	1 - 8 UNC	6.299	1.000	3.118	0.800	0.600	0.813	4						

● Stocked ○ Available Upon Request; MOQ May Apply ▲ Globally Stocked



P					M			K	N		S		H			
Steel					Stainless Steel			Cast Iron	Non-Ferrous		HRSA		Hardened Steel			
Carbon Steel			Alloy Steel	Die Steel	Aluminum		Nickel Alloy		Titanium							
Low	Medium	High			300	400				17-4 PH	6061 7075	Casting	Inconel	6Al4V (30 HRC)	~35 HRC	35-45 HRC
1010	1035	1065	4140	4340	300	400	17-4 PH	6061 7075	Casting	Inconel	6Al4V (30 HRC)	~35 HRC	35-45 HRC	45-50 HRC	50-70 HRC	
○	○	⊗	⊗	⊗	○	○	○	○	○			○				
50-120 SFM	45-110 SFM	40-100 SFM	45-110 SFM	20-60 SFM	20-70 SFM	30-50 SFM	20-50 SFM	40-100 SFM	50-125 SFM	50-110 SFM		20-60 SFM				

○ Good ⊗ Best






List 239

HY-PRO® DIN OIL-TIN-SFT, DIN Overall Length

SPIRAL FLUTE	HSSE	TIN	C/2.5P	45°	PACKED 1 PIECE
--------------	------	-----	--------	-----	----------------



EDP Number	Thread Size	Overall Length	Thread Length	Neck Length	Shank Diameter	Square Width	Square Length	Number of Flutes
		L (mm)	Lc (mm)	L1 (mm)	d (mm)	k (mm)	lk (mm)	
2391005	M6 x 1	80.00	8.00	30.00	6.48	4.85	7.94	3
2391405	M8 x 1.25	90.00	10.00	35.00	8.08	6.05	9.53	3
2391705	M10 x 1.25	100.00	12.00	39.00	9.68	7.26	11.11	3
2391805	M10 x 1.5	100.00	12.00	39.00	9.68	7.26	11.11	3
2392105	M12 x 1.25	100.00	14.00	49.10	9.32	6.99	11.11	3
2392205	M12 x 1.5	100.00	14.00	49.10	9.32	6.99	11.11	3
2392305	M12 x 1.75	110.00	14.00	49.10	9.32	6.99	11.11	3
2392505	M14 x 1.5	100.00	16.00	51.00	10.90	8.18	12.70	3
2392605	M14 x 2	110.00	16.00	51.00	10.90	8.18	12.70	3
2392805	M16 x 1.5	100.00	16.00	54.00	12.19	9.14	14.29	3
2392905	M16 x 2	110.00	16.00	54.00	12.19	9.14	14.29	3
2393005	M18 x 1.5	110.00	20.00	55.00	13.77	10.31	15.88	4
2393205	M18 x 2.5	125.00	20.00	55.00	13.77	10.31	15.88	4
2393405	M20 x 1.5	125.00	20.00	61.80	16.56	12.42	17.46	4
2393605	M20 x 2.5	140.00	20.00	61.80	16.56	12.42	17.46	4

● Stocked ○ Available Upon Request; MOQ May Apply ▲ Globally Stocked



P					M			K	N		S		H			
Steel					Stainless Steel			Cast Iron	Non-Ferrous		HRSA		Hardened Steel			
Carbon Steel			Alloy Steel	Die Steel					Aluminum		Nickel Alloy	Titanium				
Low	Medium	High			300	400	17-4 PH		6061	Casting			Inconel	6Al4V (30 HRC)	~35 HRC	35-45 HRC
1010	1035	1065	4140	4340	○	○	○	○	○	○			○			
1018	1045	1065	4340		○	○	○	○	○	○			○			
○	○	⊙	⊙	⊙	○	○	○	○	○	○			○			
50-120 SFM	45-110 SFM	40-100 SFM	45-110 SFM	20-60 SFM	20-70 SFM	30-50 SFM	20-50 SFM	40-100 SFM	50-125 SFM	50-110 SFM			20-60 SFM			

○ Good ⊙ Best





List 13013

HY-PRO[®] ALLOY OIL-V-SFT, DIN Overall Length

SPIRAL FLUTE	HSSE	V	C/1.5P	15°	PACKED 1 PIECE
--------------	------	---	--------	-----	-------------------



EDP Number	Thread Size	Overall Length		Thread Length		Neck Length		Shank Diameter		Square Width		Square Length		Number of Flutes
		L (Inch)	Lc (Inch)	L1 (Inch)	d (Inch)	k (Inch)	lk (Inch)							
1301300508	1/4 - 20 UNC	3.150	0.402	1.181	0.255	0.191	0.313	3						
1301300608	1/4 - 28 UNF	3.150	0.402	1.181	0.255	0.191	0.313	3						
1301300708	5/16 - 18 UNC	3.543	0.445	1.378	0.318	0.238	0.375	3						
1301300808	5/16 - 24 UNF	3.543	0.445	1.378	0.318	0.238	0.375	3						
1301300908	3/8 - 16 UNC	3.937	0.500	1.378	0.381	0.286	0.438	3						
1301301008	3/8 - 24 UNF	3.937	0.500	1.378	0.381	0.286	0.438	3						
1301301108	7/16 - 14 UNC	3.937	0.571	1.713	0.323	0.242	0.406	3						
1301301208	7/16 - 20 UNF	3.937	0.571	1.713	0.323	0.242	0.406	3						
1301301308	1/2 - 13 UNC	4.331	0.614	1.933	0.367	0.275	0.438	3						
1301301408	1/2 - 20 UNF	3.937	0.614	1.933	0.367	0.275	0.438	3						
1301301508	5/8 - 11 UNC	4.331	0.728	2.126	0.480	0.360	0.563	4						
1301301608	5/8 - 18 UNF	3.937	0.728	2.126	0.480	0.360	0.563	4						
1301301708	3/4 - 10 UNC	4.921	0.799	2.433	0.590	0.442	0.688	4						
1301301808	3/4 - 16 UNF	4.331	0.799	2.433	0.590	0.442	0.688	4						

● Stocked ○ Available Upon Request; MOQ May Apply ▲ Globally Stocked



P					M			K	N		S		H				
Steel					Stainless Steel			Cast Iron	Non-Ferrous		HRSA		Hardened Steel				
Carbon Steel			Alloy Steel	Die Steel	Aluminum		Nickel Alloy		Titanium	Hardened Steel							
Low	Medium	High			6061	7075				Casting	Inconel	6Al4V (30 HRC)	~35 HRC	35-45 HRC	45-50 HRC	50-70 HRC	
1010	1035	1065	4140	4340	300	400	17-4 PH										
		○	⊙	○				○		○				○	○		
		40-100 SFM	45-110 SFM	20-60 SFM				40-100 SFM		50-110 SFM				20-60 SFM	15-50 SFM		

○ Good ⊙ Best





HY-PRO® ALLOY

Premium Design for Alloy Steels

ABOUT OSG

DRILLING

THREADING

MILLING

HOLDERS

INDEX

List 13113

HY-PRO® ALLOY OIL-V-SFT, DIN Overall Length



EDP Number	Thread Size	Overall Length			Thread Length			Neck Length			Shank Diameter			Square Width			Square Length			Number of Flutes
		L (mm)	Lc (mm)	L1 (mm)	d (mm)	k (mm)	Ik (mm)	L (mm)	Lc (mm)	L1 (mm)	d (mm)	k (mm)	Ik (mm)	L (mm)	Lc (mm)	L1 (mm)	d (mm)	k (mm)	Ik (mm)	
1311300508	●	M6 x 1	80.00	8.00	30.00	6.48	4.85	7.94	3											
1311300608	●	M8 x 1.25	90.00	10.00	35.00	8.08	6.05	9.53	3											
1311300708	●	M10 x 1.25	100.00	12.00	38.90	9.68	7.26	11.11	3											
1311300808	●	M10 x 1.5	100.00	12.00	38.90	9.68	7.26	11.11	3											
1311300908	●	M12 x 1.25	100.00	14.00	49.00	9.32	6.99	11.11	3											
1311301008	●	M12 x 1.5	100.00	14.00	49.00	9.32	6.99	11.11	3											
1311301108	●	M12 x 1.75	110.00	14.00	49.00	9.32	6.99	11.11	3											
1311301208	●	M14 x 1.5	100.00	16.00	50.00	10.90	8.18	12.70	3											
1311301308	●	M14 x 2	110.00	16.00	50.00	10.90	8.18	12.70	3											
1311301408	●	M16 x 1.5	100.00	16.00	54.00	12.19	9.14	14.29	3											
1311301508	●	M16 x 2	110.00	16.00	54.00	12.19	9.14	14.29	3											
1311301608	●	M18 x 1.5	110.00	20.00	54.90	13.77	10.31	15.88	4											
1311301708	●	M18 x 2.5	125.00	20.00	54.90	13.77	10.31	15.88	4											
1311301808	●	M20 x 1.5	125.00	20.00	61.80	16.56	12.42	17.46	4											
1311301908	●	M20 x 2.5	140.00	20.00	61.80	16.56	12.42	17.46	4											

● Stocked ○ Available Upon Request; MOQ May Apply ▲ Globally Stocked



P					M			K	N		S		H						
Steel					Stainless Steel			Cast Iron	Non-Ferrous		HRSA		Hardened Steel						
Carbon Steel			Alloy Steel	Die Steel					Aluminum		Nickel Alloy	Titanium							
Low	Medium	High			300	400	17-4 PH		6061 7075	Casting			Inconel	6Al4V (30 HRC)	~35 HRC	35-45 HRC	45-50 HRC	50-70 HRC	
1010	1035	1065	4140	4340															
1018	1045																		
		○	⊗	○				○		○				○	○				
		40-100 SFM	45-110 SFM	20-60 SFM				40-100 SFM		50-110 SFM				20-60 SFM	15-50 SFM				

○ Good ⊗ Best






List 13014

HY-PRO® HXL-SFT, Horizontal Applications, DIN Overall Length

SPIRAL FLUTE	HSSE	S/O	C/2.5P	15°	PACKED 1 PIECE
--------------	------	-----	--------	-----	-------------------



EDP Number	Thread Size	Overall Length	Thread Length	Neck Length	Shank Diameter	Square Width	Square Length	Number of Flutes	
		L (Inch)	Lc (Inch)	L1 (Inch)	d (Inch)	k (Inch)	lk (Inch)		
1301402601	●	1/2 - 13 UNC	4.331	0.614	-	0.367	0.275	0.438	4
1301402701	●	1/2 - 20 UNF	3.937	0.614	1.000	0.367	0.275	0.438	4
1301400101	●	9/16 - 12 UNC	4.331	0.665	-	0.429	0.322	0.500	4
1301400201	●	9/16 - 18 UNF	3.937	0.665	1.126	0.429	0.322	0.500	4
1301400301	●	5/8 - 11 UNC	4.331	0.728	-	0.480	0.360	0.563	4
1301400401	●	5/8 - 18 UNF	3.937	0.728	1.252	0.480	0.360	0.563	4
1301400501	●	3/4 - 10 UNC	4.921	0.799	-	0.590	0.442	0.688	4
1301402801	●	3/4 - 16 UNF	4.331	0.799	1.500	0.590	0.442	0.688	4
1301400601	●	7/8 - 9 UNC	5.512	0.890	-	0.697	0.523	0.750	4
1301402901	●	7/8 - 14 UNF	4.921	0.890	1.752	0.697	0.523	0.750	4
1301400701	●	1 - 8 UNC	6.299	1.000	-	0.800	0.600	0.813	5
1301403001	●	1 - 12 UNF	5.512	0.665	2.000	0.800	0.600	0.813	5
1301400901	●	1- 1/8 - 7 UNC	7.087	1.142	-	0.896	0.672	0.875	5
1301401101	●	1- 1/8 - 8 UN	7.087	1.000	2.252	0.896	0.672	0.875	5
1301403101	●	1- 1/8 - 12 UNF	5.906	0.665	2.252	0.896	0.672	0.875	5
1301401201	●	1- 1/4 - 7 UNC	7.087	1.142	2.500	1.021	0.766	1.000	5
1301401401	●	1- 1/4 - 8 UN	7.087	1.000	2.500	1.021	0.766	1.000	5
1301403201	●	1- 1/4 - 12 UNF	5.906	0.665	2.500	1.021	0.766	1.000	5
1301401501	●	1- 3/8 - 6 UNC	7.874	1.335	-	1.108	0.831	1.063	5
1301401701	●	1- 3/8 - 8 UN	7.874	1.000	2.752	1.108	0.831	1.063	5
1301403901	●	1- 3/8 - 12 UNF	6.693	1.000	2.752	1.108	0.831	1.063	5
1301401801	●	1- 1/2 - 6 UNC	7.874	1.335	-	1.233	0.925	1.125	5
1301402001	●	1- 1/2 - 8 UN	7.874	1.000	3.000	1.233	0.925	1.125	5
1301403301	●	1- 1/2 - 12 UNF	6.693	0.665	3.000	1.233	0.925	1.125	5
1301402101	●	1- 5/8 - 8 UN	7.874	1.000	3.252	1.305	0.979	1.125	6
1301403501	●	1- 3/4 - 5 UNC	8.661	1.598	-	1.430	1.072	1.250	6
1301402201	●	1- 3/4 - 8 UN	7.874	1.000	3.500	1.430	1.072	1.250	6
1301402301	●	1- 7/8 - 8 UN	8.858	1.000	3.752	1.519	1.139	1.250	6
1301403601	●	2 - 4.5 UNC	9.843	1.780	-	1.644	1.233	1.375	6
1301402401	●	2 - 8 UN	8.858	1.000	4.000	1.644	1.233	1.375	6
1301403701	●	2- 1/4 - 4.5 UNC	11.024	1.780	-	1.894	1.420	1.438	6
1301404001	●	2- 1/4 - 8 UN	9.843	1.000	4.500	1.894	1.420	1.438	6
1301403801	●	2- 1/2 - 4 UNC	12.402	2.000	-	2.100	1.575	1.500	6
1301402501	●	2- 1/2 - 8 UN	10.827	1.000	5.000	2.100	1.575	1.500	6

● Stocked ○ Available Upon Request; MOQ May Apply ▲ Globally Stocked



P					M			K	N		S		H			
Steel					Stainless Steel			Cast Iron	Non-Ferrous		HRSA		Hardened Steel			
Carbon Steel			Alloy Steel	Die Steel					Aluminum		Nickel Alloy	Titanium				
Low	Medium	High			300	400	17-4 PH		6061	Casting			Inconel	6Al4V (30 HRC)	~35 HRC	35-45 HRC
1010	1035	1065	4140	4340	○	○	○	○					○	○		
1018	1045				○	○	○	○					○	○		
25-80 SFM	20-50 SFM	20-45 SFM	20-50 SFM	15-20 SFM	20-45 SFM	20-45 SFM	15-20 SFM	25-75 SFM					15-35 SFM	8-15 SFM		

○ Good ○ Best






HY-PRO® HXL-OIL

Ideal for Oil Field Applications

List 13024

HY-PRO® HXL-OIL-SFT, Horizontal Applications, DIN Overall Length



EDP Number	Thread Size	Overall Length	Thread Length	Neck Length	Shank Diameter	Square Width	Square Length	Number of Flutes	
		L (Inch)	Lc (Inch)	L1 (Inch)	d (Inch)	k (Inch)	lk (Inch)		
1302402601	●	1/2 - 13 UNC	4.331	0.614	-	0.367	0.275	0.438	4
1302402701	●	1/2 - 20 UNF	3.937	0.614	1.000	0.367	0.275	0.438	4
1302400101	●	9/16 - 12 UNC	4.331	0.665	-	0.429	0.322	0.500	4
1302400201	●	9/16 - 18 UNF	3.937	0.665	1.125	0.429	0.322	0.500	4
1302400301	●	5/8 - 11 UNC	4.331	0.728	-	0.480	0.360	0.563	4
1302400401	●	5/8 - 18 UNF	3.937	0.728	1.251	0.480	0.360	0.563	4
1302400501	●	3/4 - 10 UNC	4.921	0.799	-	0.590	0.442	0.688	4
1302402801	●	3/4 - 16 UNF	4.331	0.799	1.500	0.590	0.442	0.688	4
1302400601	●	7/8 - 9 UNC	5.512	0.889	-	0.697	0.523	0.750	4
1302402901	●	7/8 - 14 UNF	4.921	0.889	1.751	0.697	0.523	0.750	4
1302400701	●	1 - 8 UNC	6.299	1.000	-	0.800	0.600	0.813	5
1302403001	●	1 - 12 UNF	5.512	0.665	2.000	0.800	0.600	0.813	5
1302400901	●	1 - 1/8 - 7 UNC	7.087	1.141	-	0.896	0.672	0.875	5
1302401101	●	1 - 1/8 - 8 UN	7.087	1.000	2.251	0.896	0.672	0.875	5
1302403101	●	1 - 1/8 - 12 UNF	5.906	0.665	2.251	0.896	0.672	0.875	5
1302401201	●	1 - 1/4 - 7 UNC	7.087	1.141	2.500	1.021	0.766	1.000	5
1302401401	●	1 - 1/4 - 8 UN	7.087	1.000	2.500	1.021	0.766	1.000	5
1302403201	●	1 - 1/4 - 12 UNF	5.906	0.665	2.500	1.021	0.766	1.000	5
1302401501	●	1 - 3/8 - 6 UNC	7.874	1.334	-	1.108	0.831	1.063	5
1302401701	●	1 - 3/8 - 8 UN	7.874	1.000	2.751	1.108	0.831	1.063	5
1302403901	●	1 - 3/8 - 12 UNF	6.693	1.000	2.751	1.108	0.831	1.063	5
1302401801	●	1 - 1/2 - 6 UNC	7.874	1.334	-	1.233	0.925	1.125	5
1302402001	●	1 - 1/2 - 8 UN	7.874	1.000	3.000	1.233	0.925	1.125	5
1302403301	●	1 - 1/2 - 12 UNF	6.693	0.665	3.000	1.233	0.925	1.125	5
1302402101	●	1 - 5/8 - 8 UN	7.874	1.000	3.252	1.305	0.979	1.125	6
1302403501	●	1 - 3/4 - 5 UNC	8.661	1.598	-	1.430	1.072	1.250	6
1302402201	●	1 - 3/4 - 8 UN	7.874	1.000	3.500	1.430	1.072	1.250	6
1302402301	●	1 - 7/8 - 8 UN	8.858	1.000	3.752	1.519	1.139	1.250	6
1302403601	●	2 - 4.5 UNC	9.843	1.779	-	1.644	1.233	1.375	6
1302402401	●	2 - 8 UN	8.858	1.000	4.000	1.644	1.233	1.375	6
1302403701	●	2 - 1/4 - 4.5 UNC	11.024	1.779	-	1.894	1.420	1.438	6
1302404001	●	2 - 1/4 - 8 UN	9.843	1.000	4.500	1.894	1.420	1.438	6
1302403801	●	2 - 1/2 - 4 UNC	12.402	2.000	-	2.100	1.575	1.500	6
1302402501	●	2 - 1/2 - 8 UN	10.827	1.000	5.000	2.100	1.575	1.500	6

● Stocked ○ Available Upon Request; MOQ May Apply ▲ Globally Stocked



P					M			K	N		S		H			
Steel					Stainless Steel			Cast Iron	Non-Ferrous		HRSA		Hardened Steel			
Carbon Steel			Alloy Steel	Die Steel					Aluminum		Nickel Alloy	Titanium				
Low	Medium	High			300	400	17-4 PH		6061	Casting			Inconel	6Al4V (30 HRC)	~35 HRC	35-45 HRC
1010	1035	1065	4140	4340	○	○	○	○	○				○	○		
1018	1045	1065	4340		○	○	○	○	○				○	○		
50-120 SFM	45-110 SFM	40-100 SFM	45-110 SFM	20-60 SFM	30-70 SFM	30-70 SFM	20-50 SFM	40-100 SFM					20-60 SFM	15-50 SFM		

○ Good ○ Best

ABOUT OSG

DRILLING

THREADING

MILLING

HOLDERS

INDEX






List 13015

HY-PRO® VXL-SFT, Vertical Applications, DIN Overall Length

SPIRAL FLUTE	HSSE	S/O	C/2.5P	45°	PACKED 1 PIECE
--------------	------	-----	--------	-----	-------------------



EDP Number	Thread Size	Overall Length	Thread Length	Neck Length	Shank Diameter	Square Width	Square Length	Number of Flutes	
		L (Inch)	Lc (Inch)	L1 (Inch)	d (Inch)	k (Inch)	lk (Inch)		
1301502601	●	1/2 - 13 UNC	4.331	0.614	-	0.367	0.275	0.438	3
1301502701	●	1/2 - 20 UNF	3.937	0.614	1.000	0.367	0.275	0.438	4
1301500101	●	9/16 - 12 UNC	4.331	0.665	-	0.429	0.322	0.500	4
1301500201	●	9/16 - 18 UNF	3.937	0.665	1.125	0.429	0.322	0.500	4
1301500301	●	5/8 - 11 UNC	4.331	0.728	-	0.480	0.360	0.563	4
1301500401	●	5/8 - 18 UNF	3.937	0.728	1.251	0.480	0.360	0.563	4
1301500501	●	3/4 - 10 UNC	4.921	0.799	-	0.590	0.442	0.688	4
1301502801	●	3/4 - 16 UNF	4.331	0.799	1.500	0.590	0.442	0.688	4
1301500601	●	7/8 - 9 UNC	5.512	0.889	-	0.697	0.523	0.750	4
1301502901	●	7/8 - 14 UNF	4.921	0.889	1.751	0.697	0.523	0.750	4
1301500701	●	1 - 8 UNC	6.299	1.000	-	0.800	0.600	0.813	4
1301503001	●	1 - 12 UNF	5.512	0.665	2.000	0.800	0.600	0.813	4
1301500901	●	1 - 1/8 - 7 UNC	7.087	1.141	-	0.896	0.672	0.875	4
1301501101	●	1 - 1/8 - 8 UN	7.087	1.000	2.252	0.896	0.672	0.875	4
1301503101	●	1 - 1/8 - 12 UNF	5.906	0.665	2.251	0.896	0.672	0.875	5
1301501201	●	1 - 1/4 - 7 UNC	7.087	1.141	2.500	1.021	0.766	1.000	5
1301501401	●	1 - 1/4 - 8 UN	7.087	1.000	2.512	1.021	0.766	1.000	5
1301503201	●	1 - 1/4 - 12 UNF	5.906	0.665	2.500	1.021	0.766	1.000	5
1301501501	●	1 - 3/8 - 6 UNC	7.874	1.334	-	1.108	0.831	1.063	5
1301501701	●	1 - 3/8 - 8 UN	7.874	1.000	2.752	1.108	0.831	1.063	5
1301503401	●	1 - 3/8 - 12 UNF	6.693	1.000	2.751	1.108	0.831	1.063	5
1301501801	●	1 - 1/2 - 6 UNC	7.874	1.334	-	1.233	0.925	1.125	5
1301502001	●	1 - 1/2 - 8 UN	7.874	1.000	3.000	1.233	0.925	1.125	5
1301503301	●	1 - 1/2 - 12 UNF	6.693	0.665	3.000	1.233	0.925	1.125	5
1301502101	●	1 - 5/8 - 8 UN	7.874	1.000	3.252	1.305	0.979	1.125	6
1301503501	●	1 - 3/4 - 5 UNC	8.661	1.598	-	1.430	1.072	1.250	6
1301502201	●	1 - 3/4 - 8 UN	7.874	1.000	3.500	1.430	1.072	1.250	6
1301502301	●	1 - 7/8 - 8 UN	8.858	1.000	3.752	1.519	1.139	1.250	6
1301503601	●	2 - 4.5 UNC	9.843	1.779	-	1.644	1.233	1.375	6
1301502401	●	2 - 8 UN	8.858	1.000	4.000	1.644	1.233	1.375	6
1301503701	●	2 - 1/4 - 4.5 UNC	11.024	1.779	-	1.894	1.420	1.438	6
1301504001	●	2 - 1/4 - 8 UN	9.843	1.000	4.500	1.894	1.420	1.438	6
1301503801	●	2 - 1/2 - 4 UNC	12.402	2.000	-	2.100	1.575	1.500	6
1301502501	●	2 - 1/2 - 8 UN	10.827	1.000	5.000	2.100	1.575	1.500	6

● Stocked ○ Available Upon Request; MOQ May Apply ▲ Globally Stocked



P					M			K	N		S		H			
Steel					Stainless Steel			Cast Iron	Non-Ferrous		HRSA		Hardened Steel			
Carbon Steel			Alloy Steel	Die Steel					Aluminum		Nickel Alloy	Titanium				
Low	Medium	High			300	400	17-4 PH		6061	Casting			Inconel	6Al4V (30 HRC)	~35 HRC	35-45 HRC
1010	1035	1065	4140	4340	○	○	○	○					○	○		
1018	1045				○	○	○	○					○	○		
25-80 SFM	20-50 SFM	20-45 SFM	20-50 SFM	15-20 SFM	20-45 SFM	20-45 SFM	15-20 SFM	25-75 SFM					15-35 SFM	8-15 SFM		

○ Good ⊙ Best






HY-PRO® VXL-OIL

Ideal for Oil Field Applications

List 13025

HY-PRO® VXL-OIL-SFT, Vertical Applications, DIN Overall Length



EDP Number	Thread Size	Overall Length	Thread Length	Neck Length	Shank Diameter	Square Width	Square Length	Number of Flutes	
		L (Inch)	Lc (Inch)	L1 (Inch)	d (Inch)	k (Inch)	lk (Inch)		
1302502601	●	1/2 - 13 UNC	4.331	0.614	-	0.367	0.275	0.438	3
1302502701	●	1/2 - 20 UNF	3.937	0.614	1.000	0.367	0.275	0.438	4
1302500101	●	9/16 - 12 UNC	4.331	0.665	-	0.429	0.322	0.500	4
1302500201	●	9/16 - 18 UNF	3.937	0.665	1.125	0.429	0.322	0.500	4
1302500301	●	5/8 - 11 UNC	4.331	0.728	-	0.480	0.360	0.563	4
1302500401	●	5/8 - 18 UNF	3.937	0.728	1.251	0.480	0.360	0.563	4
1302500501	●	3/4 - 10 UNC	4.921	0.799	-	0.590	0.442	0.688	4
1302502801	●	3/4 - 16 UNF	4.331	0.799	1.500	0.590	0.442	0.688	4
1302500601	●	7/8 - 9 UNC	5.512	0.889	-	0.697	0.523	0.750	4
1302502901	●	7/8 - 14 UNF	4.921	0.889	1.751	0.697	0.523	0.750	4
1302500701	●	1 - 8 UNC	6.299	1.000	-	0.800	0.600	0.813	4
1302503001	●	1 - 12 UNF	5.512	0.665	2.000	0.800	0.600	0.813	4
1302500901	●	1 - 1/8 - 7 UNC	7.087	1.141	-	0.896	0.672	0.875	4
1302501101	●	1 - 1/8 - 8 UN	7.087	1.000	2.251	0.896	0.672	0.875	4
1302503101	●	1 - 1/8 - 12 UNF	5.906	0.665	2.251	0.896	0.672	0.875	5
1302501201	●	1 - 1/4 - 7 UNC	7.087	1.141	2.500	1.021	0.766	1.000	5
1302501401	●	1 - 1/4 - 8 UN	7.087	1.000	2.500	1.021	0.766	1.000	5
1302503201	●	1 - 1/4 - 12 UNF	5.906	0.665	2.500	1.021	0.766	1.000	5
1302501501	●	1 - 3/8 - 6 UNC	7.874	1.334	-	1.108	0.831	1.063	5
1302501701	●	1 - 3/8 - 8 UN	7.874	1.000	2.751	1.108	0.831	1.063	5
1302503901	●	1 - 3/8 - 12 UNF	6.693	1.000	2.751	1.108	0.831	1.063	5
1302501801	●	1 - 1/2 - 6 UNC	7.874	1.334	-	1.233	0.925	1.125	5
1302502001	●	1 - 1/2 - 8 UN	7.874	1.000	3.000	1.233	0.925	1.125	5
1302503301	●	1 - 1/2 - 12 UNF	6.693	0.665	3.000	1.233	0.925	1.125	5
1302502101	●	1 - 5/8 - 8 UN	7.874	1.000	3.252	1.305	0.979	1.125	6
1302503501	●	1 - 3/4 - 5 UNC	8.661	1.598	-	1.430	1.072	1.250	6
1302502201	●	1 - 3/4 - 8 UN	7.874	1.000	3.500	1.430	1.072	1.250	6
1302502301	●	1 - 7/8 - 8 UN	8.858	1.000	3.752	1.519	1.139	1.250	6
1302503601	●	2 - 4.5 UNC	9.843	1.779	-	1.644	1.233	1.375	6
1302502401	●	2 - 8 UN	8.858	1.000	4.000	1.644	1.233	1.375	6
1302503701	●	2 - 1/4 - 4.5 UNC	11.024	1.779	-	1.894	1.420	1.438	6
1302504001	●	2 - 1/4 - 8 UN	9.843	1.000	4.500	1.894	1.420	1.438	6
1302503801	●	2 - 1/2 - 4 UNC	12.402	2.000	-	2.100	1.575	1.500	6
1302502501	●	2 - 1/2 - 8 UN	10.827	1.000	5.000	2.100	1.575	1.500	6

● Stocked ○ Available Upon Request; MOQ May Apply ▲ Globally Stocked



P					M			K	N		S		H			
Steel					Stainless Steel			Cast Iron	Non-Ferrous		HRSA		Hardened Steel			
Carbon Steel			Alloy Steel	Die Steel					Aluminum		Nickel Alloy	Titanium				
Low	Medium	High			300	400	17-4 PH		6061 7075	Casting			Inconel	6Al4V (30 HRC)	~35 HRC	35-45 HRC
1010	1035	1065	4140	4340	○	○	○	◎					◎	○		
1018	1045				○	○	○						◎	○		
50-120 SFM	45-110 SFM	40-100 SFM	45-110 SFM	20-60 SFM	30-70 SFM	30-70 SFM	20-50 SFM	40-100 SFM					20-60 SFM	15-50 SFM		

○ Good ◎ Best

ABOUT OSG

DRILLING

THREADING

MILLING

HOLDERS

INDEX





List 13116

HY-PRO® HXL-W-SFT, Horizontal Applications, DIN Overall Length

SPIRAL FLUTE	HSSE	S/O	C/2.5P	15°	PACKED 1 PIECE
--------------	------	-----	--------	-----	-------------------



EDP Number	Thread Size	Thread Limit	Overall Length			Shank Diameter	Square Width	Square Length	Number of Flutes
			L (mm)	Lc (mm)	L1 (mm)				
1311602401	● M16 x 2	D7	110.00	16.00	58.00	12.19	9.14	14.29	4
1311602501	● M16 x 2	D7	180.00	16.00	93.00	12.19	9.14	14.29	4
1311602301	● M16 x 2	D17 (6H+0.005")	110.00	16.00	58.00	12.19	9.14	14.29	4
1311600201	● M20 x 2.5	D8	200.00	20.00	103.00	16.56	12.42	17.46	4
1311600101	● M20 x 2.5	D8	140.00	20.00	73.00	16.56	12.42	17.46	4
1311601601	● M20 x 2.5	D18 (6H+0.005")	140.00	20.00	73.00	16.56	12.42	17.46	4
1311600501	● M24 x 3	D9	200.00	24.00	108.00	19.30	14.48	19.05	5
1311600401	● M24 x 3	D9	160.00	24.00	88.00	19.30	14.48	19.05	5
1311601701	● M24 x 3	D19 (6H+0.005")	160.00	24.00	88.00	19.30	14.48	19.05	5
1311600701	● M27 x 3	D9	200.00	24.00	108.00	22.76	17.07	22.23	5
1311600601	● M27 x 3	D9	160.00	24.00	88.00	22.76	17.07	22.23	5
1311601801	● M27 x 3	D19 (6H+0.005")	160.00	24.00	88.00	22.76	17.07	22.23	5
1311600801	● M30 x 3.5	D10	180.00	28.00	103.00	25.93	19.46	25.40	5
1311600901	● M30 x 3.5	D10	250.00	28.00	138.00	25.93	19.46	25.40	5
1311601901	● M30 x 3.5	D20 (6H+0.005")	180.00	28.00	103.00	25.93	19.46	25.40	5
1311601001	● M33 x 3.5	D10	180.00	28.00	93.00	28.14	21.11	26.99	5
1311601101	● M33 x 3.5	D10	250.00	28.00	128.00	28.14	21.11	26.99	5
1311602001	● M33 x 3.5	D20 (6H+0.005")	180.00	28.00	93.00	28.14	21.11	26.99	5
1311601201	● M36 x 4	D11	200.00	32.00	118.00	31.32	23.50	28.58	5
1311601301	● M36 x 4	D11	250.00	32.00	143.00	31.32	23.50	28.58	5
1311602101	● M36 x 4	D21 (6H+0.005")	200.00	32.00	118.00	31.32	23.50	28.58	5
1311601401	● M42 x 4.5	D11	200.00	36.00	98.00	36.32	27.23	31.75	6
1311601501	● M42 x 4.5	D11	300.00	36.00	148.00	36.32	27.23	31.75	6
1311602201	● M42 x 4.5	D21 (6H+0.005")	200.00	36.00	98.00	36.32	27.23	31.75	6

● Stocked ○ Available Upon Request; MOQ May Apply ▲ Globally Stocked



P					M			K	N		S		H			
Steel					Stainless Steel			Cast Iron	Non-Ferrous		HRSA		Hardened Steel			
Carbon Steel			Alloy Steel	Die Steel	300	400	17-4 PH		Aluminum		Nickel Alloy	Titanium				
Low	Medium	High							6061	Casting			Inconel	6Al4V	~35 HRC	35-45 HRC
1010	1035	1065	4140	4340				7075			(30 HRC)					
○	○	○	○	○	○	○	○	○				○	○			
25-80 SFM	20-50 SFM	20-45 SFM	20-50 SFM	15-20 SFM	20-45 SFM	20-45 SFM	15-20 SFM	25-75 SFM				15-35 SFM	8-15 SFM			

○ Good ○ Best





HY-PRO® HXL-W-OIL

Ideal for Wind Energy Applications

ABOUT OSG

DRILLING

THREADING

MILLING

HOLDERS

INDEX

List 13126

HY-PRO® HXL-W-OIL-SFT, Horizontal Applications, DIN Overall Length



EDP Number	Thread Size	Thread Limit	Overall Length			Shank Diameter	Square Width	Square Length	Number of Flutes
			L (mm)	Lc (mm)	L1 (mm)				
1312602401	M16 x 2	D7	110.00	16.00	58.00	12.19	9.14	14.29	4
1312602501	M16 x 2	D7	180.00	16.00	96.00	12.19	9.14	14.29	4
1312602301	M16 x 2	D17 (6H +0.005")	110.00	16.00	58.00	12.19	9.14	14.29	4
1312600201	M20 x 2.5	D8	200.00	20.00	103.00	16.56	12.42	17.46	4
1312600101	M20 x 2.5	D8	140.00	20.00	73.00	16.56	12.42	17.46	4
1312601601	M20 x 2.5	D18 (6H +0.005")	140.00	20.00	73.00	16.56	12.42	17.46	4
1312600501	M24 x 3	D9	200.00	24.00	108.00	19.30	14.48	19.05	5
1312600401	M24 x 3	D9	160.00	24.00	88.00	19.30	14.48	19.05	5
1312601701	M24 x 3	D19 (6H +0.005")	160.00	24.00	88.00	19.30	14.48	19.05	5
1312600701	M27 x 3	D9	200.00	24.00	108.00	22.76	17.07	22.23	5
1312600601	M27 x 3	D9	160.00	24.00	88.00	22.76	17.07	22.23	5
1312601801	M27 x 3	D19 (6H +0.005")	160.00	24.00	88.00	22.76	17.07	22.23	5
1312600801	M30 x 3.5	D10	180.00	28.00	103.00	25.93	19.46	25.40	5
1312600901	M30 x 3.5	D10	250.00	28.00	138.00	25.93	19.46	25.40	5
1312601901	M30 x 3.5	D20 (6H +0.005")	180.00	28.00	103.00	25.93	19.46	25.40	5
1312601001	M33 x 3.5	D10	180.00	28.00	93.00	28.14	21.11	26.99	5
1312601101	M33 x 3.5	D10	250.00	28.00	128.00	28.14	21.11	26.99	5
1312602001	M33 x 3.5	D20 (6H +0.005")	180.00	28.00	93.00	28.14	21.11	26.99	5
1312601201	M36 x 4	D11	200.00	32.00	118.00	31.32	23.50	28.58	5
1312601301	M36 x 4	D11	250.00	32.00	143.00	31.32	23.50	28.58	5
1312602101	M36 x 4	D21 (6H +0.005")	200.00	32.00	118.00	31.32	23.50	28.58	5
1312601401	M42 x 4.5	D11	200.00	36.00	98.00	36.32	27.23	31.75	6
1312601501	M42 x 4.5	D11	300.00	36.00	148.00	36.32	27.23	31.75	6
1312602201	M42 x 4.5	D21 (6H +0.005")	200.00	36.00	98.00	36.32	27.23	31.75	6

● Stocked ○ Available Upon Request; MOQ May Apply ▲ Globally Stocked



P					M			K	N		S		H			
Steel					Stainless Steel			Cast Iron	Non-Ferrous		HRSA		Hardened Steel			
Carbon Steel			Alloy Steel	Die Steel	Aluminum		Nickel Alloy		Titanium							
Low	Medium	High			6061 7075	Casting				Inconel	6Al4V (30 HRC)	~35 HRC	35-45 HRC	45-50 HRC	50-70 HRC	
1010 1018	1035 1045	1065	4140 4340	○	○	○	○	○					○	○		
50-120 SFM	45-110 SFM	40-100 SFM	45-110 SFM	20-60 SFM	30-70 SFM	30-70 SFM	20-50 SFM	40-100 SFM					20-60 SFM	15-50 SFM		

○ Good ○ Best





List 13117

HY-PRO® VXL-W-SFT, Vertical Applications, DIN Overall Length

SPIRAL FLUTE	HSSE	S/O	C/2.5P	45°	PACKED 1 PIECE
--------------	------	-----	--------	-----	-------------------



EDP Number	Thread Size	Thread Limit	Overall Length		Shank Diameter	Square Width		Square Length		Number of Flutes
			L (mm)	Lc (mm)		d (mm)	k (mm)	lk (mm)		
1311702401	● M16 x 2	D7	110.00	16.00	12.19	9.14	14.29	4		
1311702501	● M16 x 2	D7	180.00	16.00	12.19	9.14	14.29	4		
1311702301	● M16 x 2	D17 (6H +0.005")	110.00	16.00	12.19	9.14	14.29	4		
1311700101	● M20 x 2.5	D8	140.00	20.00	16.56	12.42	17.46	4		
1311700201	● M20 x 2.5	D8	200.00	20.00	16.56	12.42	17.46	4		
1311701601	● M20 x 2.5	D18 (6H +0.005")	140.00	20.00	16.56	12.42	17.46	4		
1311700401	● M24 x 3	D9	160.00	24.00	19.30	14.48	19.05	5		
1311700501	● M24 x 3	D9	200.00	24.00	19.30	14.48	19.05	5		
1311701701	● M24 x 3	D19 (6H +0.005")	160.00	24.00	19.30	14.48	19.05	5		
1311700701	● M27 x 3	D9	200.00	24.00	22.76	17.07	22.23	5		
1311700601	● M27 x 3	D9	160.00	24.00	22.76	17.07	22.23	5		
1311701801	● M27 x 3	D19 (6H +0.005")	160.00	24.00	22.76	17.07	22.23	5		
1311700801	● M30 x 3.5	D10	180.00	28.00	25.93	19.46	25.40	5		
1311700901	● M30 x 3.5	D10	250.00	28.00	25.93	19.46	25.40	5		
1311701901	● M30 x 3.5	D20 (6H +0.005")	180.00	28.00	25.93	19.46	25.40	5		
1311701101	● M33 x 3.5	D10	250.00	28.00	28.14	21.11	26.99	5		
1311701001	● M33 x 3.5	D10	180.00	28.00	28.14	21.11	26.99	5		
1311702001	● M33 x 3.5	D20 (6H +0.005")	180.00	28.00	28.14	21.11	26.99	5		
1311701201	● M36 x 4	D11	200.00	32.00	31.32	23.50	28.58	5		
1311701301	● M36 x 4	D11	250.00	32.00	31.32	23.50	28.58	5		
1311702101	● M36 x 4	D21 (6H +0.005")	200.00	32.00	31.32	23.50	28.58	5		
1311701401	● M42 x 4.5	D11	200.00	36.00	36.32	27.23	31.75	6		
1311701501	● M42 x 4.5	D11	300.00	36.00	36.32	27.23	31.75	6		
1311702201	● M42 x 4.5	D21 (6H +0.005")	200.00	36.00	36.32	27.23	31.75	6		

● Stocked ○ Available Upon Request; MOQ May Apply ▲ Globally Stocked



P					M			K	N		S		H			
Steel					Stainless Steel			Cast Iron	Non-Ferrous		HRSA		Hardened Steel			
Carbon Steel			Alloy Steel	Die Steel					Aluminum		Nickel Alloy	Titanium				
Low	Medium	High			300	400	17-4 PH		6061 7075	Casting			Inconel	6Al4V (30 HRC)	~35 HRC	35-45 HRC
1010	1035	1065	4140	4340	○	○	○	○					○	○		
1018	1045				○	○	○	○					○	○		
25-80 SFM	20-50 SFM	20-45 SFM	20-50 SFM	15-20 SFM	20-45 SFM	20-45 SFM	15-20 SFM	25-75 SFM					15-35 SFM	8-15 SFM		

○ Good ○ Best



ABOUT OSG

DRILLING

THREADING

MILLING

HOLDERS

INDEX



HY-PRO® VXL-W-OIL

Ideal for Wind Energy Applications

ABOUT OSG

DRILLING

THREADING

MILLING

HOLDERS

INDEX

List 13127

HY-PRO® VXL-W-OIL-SFT, Vertical Applications, DIN Overall Length



EDP Number	Thread Size	Thread Limit	Overall Length		Shank Diameter	Square Width	Square Length	Number of Flutes
			L (mm)	Lc (mm)				
1312702401	M16 x 2	D7	110.00	16.00	12.19	9.14	14.29	4
1312702501	M16 x 2	D7	180.00	16.00	12.19	9.14	14.29	4
1312702301	M16 x 2	D17 (6H +0.005")	110.00	16.00	12.19	9.14	14.29	4
1312700201	M20 x 2.5	D8	200.00	19.00	16.56	12.42	17.46	4
1312700101	M20 x 2.5	D8	140.00	19.00	16.56	12.42	17.46	4
1312701601	M20 x 2.5	D18 (6H +0.005")	140.00	19.00	16.56	12.42	17.46	4
1312700401	M24 x 3	D9	160.00	24.00	19.30	14.48	19.05	5
1312700501	M24 x 3	D9	200.00	24.00	19.30	14.48	19.05	5
1312701701	M24 x 3	D19 (6H +0.005")	160.00	24.00	19.30	14.48	19.05	5
1312700701	M27 x 3	D9	200.00	24.00	22.76	17.07	22.23	5
1312700601	M27 x 3	D9	160.00	24.00	22.76	17.07	22.23	5
1312701801	M27 x 3	D19 (6H +0.005")	160.00	24.00	22.76	17.07	22.23	5
1312700801	M30 x 3.5	D10	180.00	27.00	25.93	19.46	25.40	5
1312700901	M30 x 3.5	D10	250.00	27.00	25.93	19.46	25.40	5
1312701901	M30 x 3.5	D20 (6H +0.005")	180.00	27.00	25.93	19.46	25.40	5
1312701001	M33 x 3.5	D10	180.00	27.00	28.14	21.11	26.99	5
1312701101	M33 x 3.5	D10	250.00	27.00	28.14	21.11	26.99	5
1312702001	M33 x 3.5	D20 (6H +0.005")	180.00	27.00	28.14	21.11	26.99	5
1312701201	M36 x 4	D11	199.00	32.00	31.32	23.50	28.58	5
1312701301	M36 x 4	D11	250.00	32.00	31.32	23.50	28.58	5
1312702101	M36 x 4	D21 (6H +0.005")	200.00	32.00	31.32	23.50	28.58	5
1312701401	M42 x 4.5	D11	200.00	36.00	36.32	27.23	31.75	6
1312701501	M42 x 4.5	D11	300.00	36.00	36.32	27.23	31.75	6
1312702201	M42 x 4.5	D21 (6H +0.005")	200.00	36.00	36.32	27.23	31.75	6

● Stocked ○ Available Upon Request; MOQ May Apply ▲ Globally Stocked



P					M			K	N		S		H			
Steel					Stainless Steel			Cast Iron	Non-Ferrous		HRSA		Hardened Steel			
Carbon Steel			Alloy Steel	Die Steel	300	400	17-4 PH		Aluminum		Nickel Alloy	Titanium				
Low	Medium	High							6061 7075	Casting			Inconel	6Al4V (30 HRC)	~35 HRC	35-45 HRC
1010 1018	1035 1045	1065	4140 4340	○	○	○	○	○					○	○		
50-120 SFM	45-110 SFM	40-100 SFM	45-110 SFM	20-60 SFM	30-70 SFM	30-70 SFM	20-50 SFM	40-100 SFM					20-60 SFM	15-50 SFM		

○ Good ⊙ Best





List 13118

HY-PRO® RXL-W-RFT, DIN Overall Length & Extended Length, RHC/LHS for Through Holes

SPIRAL FLUTE	HSSE	V	C/SP	15°	LH	PACKED 1 PIECE
--------------	------	---	------	-----	----	-------------------



EDP Number	Thread Size	Thread Limit	Overall Length	Thread Length	Shank Diameter	Square Width	Square Length	Number of Flutes
			L (mm)	Lc (mm)	d (mm)	k (mm)	lk (mm)	
1311802408	● M16 x 2	D7	110.00	24.00	12.19	9.14	14.29	4
1311802508	● M16 x 2	D7	180.00	24.00	12.19	9.14	14.29	4
1311802308	● M16 x 2	D17 (6H +0.005")	110.00	24.00	12.19	9.14	14.29	4
1311800108	● M20 x 2.5	D8	140.00	30.00	16.56	12.42	17.46	5
1311800208	● M20 x 2.5	D8	200.00	30.00	16.56	12.42	17.46	5
1311801608	● M20 x 2.5	D18 (6H +0.005")	140.00	30.00	16.56	12.42	17.46	5
1311800408	● M24 x 3	D9	160.00	36.00	19.30	14.48	19.05	5
1311800508	● M24 x 3	D9	200.00	36.00	19.30	14.48	19.05	5
1311801708	● M24 x 3	D19 (6H +0.005")	160.00	36.00	19.30	14.48	19.05	5
1311800608	● M27 x 3	D9	160.00	36.00	22.76	17.07	22.23	5
1311800708	● M27 x 3	D9	200.00	36.00	22.76	17.07	22.23	5
1311801808	● M27 x 3	D19 (6H +0.005")	160.00	36.00	22.76	17.07	22.23	5
1311800808	● M30 x 3.5	D10	180.00	42.00	25.93	19.46	25.40	5
1311800908	● M30 x 3.5	D10	250.00	42.00	25.93	19.46	25.40	5
1311801908	● M30 x 3.5	D20 (6H +0.005")	180.00	42.00	25.93	19.46	25.40	5
1311801008	● M33 x 3.5	D10	180.00	42.00	28.14	21.11	26.99	5
1311801108	● M33 x 3.5	D10	250.00	42.00	28.14	21.11	26.99	5
1311802008	● M33 x 3.5	D20 (6H +0.005")	180.00	42.00	28.14	21.11	26.99	5
1311801208	● M36 x 4	D11	200.00	48.00	31.32	23.50	28.58	6
1311801308	● M36 x 4	D11	250.00	48.00	31.32	23.50	28.58	6
1311802108	● M36 x 4	D21 (6H +0.005")	200.00	48.00	31.32	23.50	28.58	6
1311801408	● M42 x 4.5	D11	200.00	54.00	36.32	27.23	31.75	6
1311801508	● M42 x 4.5	D11	300.00	54.00	36.32	27.23	31.75	6
1311802208	● M42 x 4.5	D21 (6H +0.005")	200.00	54.00	36.32	27.23	31.75	6

● Stocked ○ Available Upon Request; MOQ May Apply ▲ Globally Stocked
 Note: +0.005" available for threads that will be heat treated after tapping.



P					M			K	N		S		H			
Steel					Stainless Steel			Cast Iron	Non-Ferrous		HRSA		Hardened Steel			
Carbon Steel			Alloy Steel	Die Steel					Aluminum		Nickel Alloy	Titanium				
Low	Medium	High			300	400	17-4 PH		6061 7075	Casting			Inconel	6Al4V (30 HRC)	~35 HRC	35-45 HRC
1010	1035	1065	4140	4340	○	○	○	○	○	○			○	○		
1018	1045				○	○	○	○	○	○			○	○		
50-120 SFM	45-110 SFM	40-100 SFM	45-110 SFM	20-60 SFM	30-70 SFM	30-70 SFM	20-50 SFM	40-100 SFM	30-80 SFM	30-80 SFM			20-60 SFM	15-50 SFM		

○ Good ○ Best






HY-PRO® SYNCHRO AL

High Speed Tapping of Aluminum and Aluminum Alloy

List 13058

HY-PRO® SYNCHRO AL US-AL-SFT

SPIRAL FLUTE	HSSE	V	2 FLUTE	C/2.5P	45°	PACKED 1 PIECE
--------------	------	---	---------	--------	-----	-------------------



EDP Number		Thread Size	Overall Length	Thread Length	Neck Length	Shank Diameter	Square Width	Square Length
			L (Inch)	Lc (Inch)	L1 (Inch)	d (Inch)	k (Inch)	lk (Inch)
1305800108	●	No. 6 - 32 UNC	2.000	0.248	0.685	0.141	0.110	0.188
1305800208	●	No. 8 - 32 UNC	2.125	0.252	0.752	0.168	0.131	0.250
1305800308	●	No. 10 - 24 UNC	2.375	0.327	0.866	0.194	0.152	0.250
1305800408	●	No. 10 - 32 UNF	2.375	0.327	0.866	0.194	0.152	0.250
1305800508	●	1/4 - 20 UNC	2.500	0.398	0.997	0.255	0.191	0.313
1305800608	●	1/4 - 28 UNF	2.500	0.398	0.997	0.255	0.191	0.313
1305800708	●	5/16 - 18 UNC	2.719	0.445	1.126	0.318	0.238	0.375
1305800808	●	5/16 - 24 UNF	2.719	0.445	1.126	0.318	0.238	0.375
1305800908	●	3/8 - 16 UNC	2.938	0.500	1.252	0.381	0.286	0.438
1305801008	●	3/8 - 24 UNF	2.938	0.500	1.252	0.381	0.286	0.438
1305801108	●	1/2 - 13 UNC	3.375	0.614	1.934	0.367	0.275	0.438
1305801208	●	1/2 - 20 UNF	3.375	0.614	1.934	0.367	0.275	0.438

● Stocked ○ Available Upon Request; MOQ May Apply ▲ Globally Stocked



ABOUT OSG

DRILLING

THREADING

MILLING

HOLDERS

INDEX

P					M			K	N		S		H			
Steel					Stainless Steel			Cast Iron	Non-Ferrous		HRSA		Hardened Steel			
Carbon Steel			Alloy Steel	Die Steel					Aluminum		Nickel Alloy	Titanium				
Low	Medium	High			6061	7075	Casting		Inconel	6Al4V (30 HRC)						
1010	1035	1065	4140	4340	300	400	17-4 PH		6061	7075	Inconel	6Al4V (30 HRC)	~35 HRC	35-45 HRC	45-50 HRC	50-70 HRC
1018	1045								○	○						
									300-800 SFM	200-700 SFM						

○ Good ○ Best






List 13158

HY-PRO[®] SYNCHRO AL US-AL-SFT

SPIRAL FLUTE	HSSE	V	2 FLUTE	C/2.5P	45°	PACKED 1 PIECE
--------------	------	---	---------	--------	-----	-------------------



EDP Number	Thread Size	Overall Length	Thread Length	Neck Length	Shank Diameter	Square Width	Square Length
		L (mm)	Lc (mm)	L1 (mm)	d (mm)	k (mm)	lk (mm)
1315800108	M3 x 0.5	49.20	4.10	16.00	3.58	2.79	4.76
1315800208	M4 x 0.7	54.00	5.60	19.10	4.27	3.33	6.35
1315800308	M5 x 0.8	60.30	6.40	22.20	4.93	3.86	6.35
1315800408	M6 x 1	63.50	8.00	25.40	6.48	4.85	7.94
1315800508	M8 x 1.25	69.10	10.00	28.60	8.08	6.05	9.53
1315800608	M10 x 1.25	74.60	12.00	31.80	9.68	7.26	11.11
1315800708	M10 x 1.5	74.60	12.00	31.80	9.68	7.26	11.11
1315800808	M12 x 1.5	85.70	14.00	49.10	9.32	6.99	11.11
1315800908	M12 x 1.75	85.70	14.00	49.10	9.32	6.99	11.11

● Stocked ○ Available Upon Request; MOQ May Apply ▲ Globally Stocked



ABOUT OSG

DRILLING

THREADING

MILLING

HOLDERS

INDEX

P					M			K	N		S		H			
Steel					Stainless Steel			Cast Iron	Non-Ferrous		HRSA		Hardened Steel			
Carbon Steel			Alloy Steel	Die Steel	Aluminum		Nickel Alloy		Titanium							
Low	Medium	High			6061	Casting				Inconel	6Al4V	~35 HRC	35-45 HRC	45-50 HRC	50-70 HRC	
1010	1035	1065	4140	300	400	17-4 PH		6061	7075	Casting	Inconel	6Al4V	~35 HRC	35-45 HRC	45-50 HRC	50-70 HRC
1018	1045		4340													

○ Good ⊙ Best





HY-PRO[®] SYNCHRO AL

High Speed Tapping of Aluminum and Aluminum Alloy

ABOUT OSG

DRILLING

THREADING

MILLING


HOLDERS

INDEX

List 13059

HY-PRO[®] SYNCHRO AL US-AL-RFT, Synchronized, RHC/LHS for Through Holes

SPIRAL FLUTE	HSSE	V	2 FLUTE	C/6P	20°	LH	PACKED 1 PIECE
--------------	------	---	---------	------	-----	----	-------------------



EDP Number	Thread Size	Overall Length	Thread Length	Neck Length	Shank Diameter	Square Width	Square Length
		L (Inch)	Lc (Inch)	L1 (Inch)	d (Inch)	k (Inch)	lk (Inch)
1305900108	●	No. 6 - 32 UNC	1.992	0.370	0.685	0.141	0.188
1305900208	●	No. 8 - 32 UNC	2.118	0.374	0.752	0.168	0.250
1305900308	●	No. 10 - 24 UNC	2.358	0.492	0.866	0.194	0.250
1305900408	●	No. 10 - 32 UNF	2.358	0.492	0.866	0.194	0.250
1305900508	●	1/4 - 20 UNC	2.457	0.594	0.996	0.255	0.313
1305900608	●	1/4 - 28 UNF	2.457	0.594	0.996	0.255	0.313
1305900708	●	5/16 - 18 UNC	2.457	0.665	1.126	0.318	0.375
1305900808	●	5/16 - 24 UNF	2.457	0.665	1.126	0.318	0.375
1305900908	●	3/8 - 16 UNC	2.937	0.752	1.252	0.381	0.438
1305901008	●	3/8 - 24 UNF	2.937	0.752	1.252	0.381	0.438
1305901108	●	1/2 - 13 UNC	3.374	0.921	1.933	0.367	0.438
1305901208	●	1/2 - 20 UNF	3.374	0.921	1.933	0.367	0.438

● Stocked ○ Available Upon Request; MOQ May Apply ▲ Globally Stocked



P					M			K	N		S		H				
Steel					Stainless Steel			Cast Iron	Non-Ferrous		HRSA		Hardened Steel				
Carbon Steel			Alloy Steel	Die Steel	Aluminum		Nickel Alloy		Titanium								
Low	Medium	High			6061	7075				Casting	Inconel	6Al4V	~35 HRC	35-45 HRC	45-50 HRC	50-70 HRC	
1010	1035	1065	4140	4340	300	400	17-4 PH										
1018	1045									⊙	⊙						
									300-800 SFM	200-700 SFM							

○ Good ⊙ Best






List 13159

HY-PRO® SYNCHRO AL US-AL-RFT, Synchronized, RHC/LHS for Through Holes

SPIRAL FLUTE	HSSE	V	2 FLUTE	C/6P	20°	LH	PACKED 1 PIECE
--------------	------	---	---------	------	-----	----	-------------------



EDP Number	Thread Size	Overall Length	Thread Length	Neck Length	Shank Diameter	Square Width	Square Length
		L (mm)	Lc (mm)	L1 (mm)	d (mm)	k (mm)	lk (mm)
1315900108	M3 x 0.5	49.20	6.10	16.00	3.58	2.79	4.76
1315900208	M4 x 0.7	53.80	8.40	19.10	4.27	3.33	6.35
1315900308	M5 x 0.8	60.10	9.60	22.20	4.93	3.86	6.35
1315900408	M6 x 1	62.50	12.00	25.40	6.48	4.85	7.94
1315900508	M8 x 1.25	69.10	15.00	28.60	8.08	6.05	9.53
1315900608	M10 x 1.25	74.60	18.00	31.80	9.68	7.26	11.11
1315900708	M10 x 1.5	74.60	18.00	31.80	9.68	7.26	11.11
1315900808	M12 x 1.5	85.70	21.00	49.10	9.32	6.99	11.11
1315900908	M12 x 1.75	85.70	21.00	49.10	9.32	6.99	11.11

● Stocked ○ Available Upon Request; MOQ May Apply ▲ Globally Stocked



ABOUT OSG

DRILLING

THREADING

MILLING

HOLDERS

INDEX

P					M			K	N		S		H					
Steel					Stainless Steel			Cast Iron	Non-Ferrous		HRSA		Hardened Steel					
Carbon Steel			Alloy Steel	Die Steel					Aluminum		Nickel Alloy	Titanium						
Low	Medium	High			300	400	17-4 PH		6061	Casting			Inconel	6Al4V	~35 HRC	35-45 HRC	45-50 HRC	50-70 HRC
1010	1035	1065	4140	4340														
1018	1045								⊙	⊙								
									300-800 SFM	200-700 SFM								


○ Good ⊙ Best





List 295

HY-PRO® AL-SFT



EDP Number	Thread Size	Thread Limit	Overall Length	Thread Length	Neck Length	Shank Diameter	Square Width	Square Length
			L (Inch)	Lc (Inch)	L1 (Inch)	d (Inch)	k (Inch)	lk (Inch)
2951300	No. 4 - 40 UNC	H2	1.875	0.196	0.559	0.141	0.110	0.188
2951400	No. 4 - 40 UNC	H3	1.875	0.196	0.559	0.141	0.110	0.188
2952500	No. 6 - 32 UNC	H2	2.000	0.248	0.685	0.141	0.110	0.188
2952600	No. 6 - 32 UNC	H3	2.000	0.248	0.685	0.141	0.110	0.188
2953100	No. 8 - 32 UNC	H2	2.125	0.251	0.751	0.168	0.131	0.250
2953200	No. 8 - 32 UNC	H3	2.125	0.251	0.751	0.168	0.131	0.250
2953800	No. 10 - 24 UNC	H3	2.375	0.326	0.866	0.194	0.152	0.250
2954300	No. 10 - 32 UNF	H2	2.375	0.326	0.866	0.194	0.152	0.250
2954400	No. 10 - 32 UNF	H3	2.375	0.326	0.866	0.194	0.152	0.250
2954600	No. 10 - 32 UNF	H5	2.375	0.326	0.866	0.194	0.152	0.250
2955000	1/4 - 20 UNC	H3	2.500	0.397	0.996	0.255	0.191	0.313
2955200	1/4 - 20 UNC	H5	2.500	0.397	0.996	0.255	0.191	0.313
2955600	1/4 - 28 UNF	H3	2.500	0.397	0.996	0.255	0.191	0.313
2956200	5/16 - 18 UNC	H3	2.719	0.444	1.125	0.318	0.238	0.375
2956400	5/16 - 18 UNC	H5	2.719	0.444	1.125	0.318	0.238	0.375
2956800	5/16 - 24 UNF	H3	2.719	0.444	1.125	0.318	0.238	0.375
2956900	5/16 - 24 UNF	H4	2.719	0.444	1.125	0.318	0.238	0.375
2957400	3/8 - 16 UNC	H3	2.938	0.500	1.251	0.381	0.286	0.438
2957600	3/8 - 16 UNC	H5	2.938	0.500	1.251	0.381	0.286	0.438
2958000	3/8 - 24 UNF	H3	2.938	0.500	1.251	0.381	0.286	0.438

● Stocked ○ Available Upon Request; MOQ May Apply ▲ Globally Stocked

Note: Other coatings are available upon request.



P					M			K	N		S	H					
Steel					Stainless Steel			Cast Iron	Non-Ferrous		HRSA		Hardened Steel				
Carbon Steel			Alloy Steel	Die Steel	Aluminum		Nickel Alloy		Titanium								
Low	Medium	High			6061	7075				Casting	Inconel	6Al4V (30 HRC)	~35 HRC	35-45 HRC	45-50 HRC	50-70 HRC	
1010	1035	1045	1065	4140	4340	300	400	17-4 PH	○	○							
									40-80 SFM	40-65 SFM							

○ Good ○ Best






List 296

HY-PRO® AL-SFT

SPIRAL FLUTE	HSSE	BR	2 FLUTE	C/2P	50°	PACKED 1 PIECE
--------------	------	----	---------	------	-----	-------------------



EDP Number	Thread Size	Thread Limit	Overall Length	Thread Length	Neck Length	Shank Diameter	Square Width	Square Length
			L (mm)	Lc (mm)	L1 (mm)	d (mm)	k (mm)	lk (mm)
2963300	M3 x 0.5	D3	49.20	4.10	16.00	3.58	2.79	4.76
2963400	M4 x 0.7	D4	54.00	5.60	19.10	4.27	3.33	6.35
2963500	M5 x 0.8	D5	60.30	6.40	22.19	4.93	3.86	6.35
2963600	M6 x 1	D5	63.50	8.00	25.40	6.48	4.85	7.94
2963800	M8 x 1.25	D5	69.10	10.00	28.60	8.08	6.05	9.53
2964000	M10 x 1.25	D5	74.60	11.98	31.80	9.68	7.26	11.11
2964100	M10 x 1.5	D6	74.60	11.98	31.80	9.68	7.26	11.11

● Stocked ○ Available Upon Request; MOQ May Apply ▲ Globally Stocked
Note: Other coatings are available upon request.



ABOUT OSG

DRILLING

THREADING

MILLING

HOLDERS

INDEX

P					M			K	N		S	H						
Steel					Stainless Steel			Cast Iron	Non-Ferrous		HRSA		Hardened Steel					
Carbon Steel			Alloy Steel	Die Steel					Aluminum		Nickel Alloy	Titanium						
Low	Medium	High			300	400	17-4 PH		6061 7075	Casting			Inconel	6Al4V (30 HRC)	~35 HRC	35-45 HRC	45-50 HRC	50-70 HRC
1010	1035	1065	4140	4340														
1018	1045								40-80 SFM	40-65 SFM								

○ Good ⊗ Best





List 13019

HY-PRO® AL-DIN EX-AL-SFT, DIN Overall Length

SPIRAL FLUTE	HSSE	N	C/2.5P	50°	PACKED 1 PIECE
--------------	------	---	--------	-----	-------------------



EDP Number	Thread Size	Thread Limit	Overall Length			Shank Diameter	Square Width	Square Length	Number of Flutes
			L (Inch)	Lc (Inch)	L1 (Inch)				
1301900103	● No. 2 - 56 UNC	H2	1.772	0.437	-	0.141	0.110	0.188	2
1301900203	● No. 4 - 40 UNC	H2	2.205	0.196	0.740	0.141	0.110	0.188	2
1301900303	● No. 6 - 32 UNC	H3	2.205	0.248	0.783	0.141	0.110	0.188	3
1301900403	● No. 8 - 32 UNC	H3	2.480	0.251	0.826	0.168	0.131	0.250	3
1301900503	● No. 10 - 24 UNC	H3	2.756	0.326	0.976	0.194	0.152	0.250	3
1301900603	● No. 10 - 32 UNF	H3	2.756	0.326	0.976	0.194	0.152	0.250	3
1301900703	● 1/4 - 20 UNC	H3	3.150	0.397	1.177	0.255	0.191	0.313	3
1301900803	● 1/4 - 20 UNC	H5	3.150	0.397	1.177	0.255	0.191	0.313	3
1301900903	● 1/4 - 28 UNF	H3	3.150	0.397	1.177	0.255	0.191	0.313	3
1301901003	● 5/16 - 18 UNC	H3	3.543	0.444	1.377	0.318	0.238	0.375	3
1301901103	● 5/16 - 18 UNC	H5	3.543	0.444	1.377	0.318	0.238	0.375	3
1301901203	● 5/16 - 24 UNF	H3	3.543	0.444	1.377	0.318	0.238	0.375	3
1301901303	● 3/8 - 16 UNC	H3	3.937	0.500	1.535	0.381	0.286	0.438	3
1301901403	● 3/8 - 16 UNC	H5	3.937	0.500	1.535	0.381	0.286	0.438	3
1301901503	● 3/8 - 24 UNF	H3	3.543	0.500	1.377	0.381	0.286	0.438	3
1301901603	● 7/16 - 14 UNC	H3	3.937	0.570	1.712	0.323	0.242	0.406	3
1301901703	● 7/16 - 14 UNC	H5	3.937	0.570	1.712	0.323	0.242	0.406	3
1301901803	● 7/16 - 20 UNF	H3	3.937	0.570	1.712	0.323	0.242	0.406	3
1301901903	● 1/2 - 13 UNC	H3	4.331	0.614	1.933	0.367	0.275	0.438	3
1301902003	● 1/2 - 13 UNC	H5	4.331	0.614	1.933	0.367	0.275	0.438	3
1301902103	● 1/2 - 20 UNF	H3	3.937	0.614	1.933	0.367	0.275	0.438	3

● Stocked ○ Available Upon Request; MOQ May Apply ▲ Globally Stocked



P					M			K	N		S		H					
Steel					Stainless Steel			Cast Iron	Non-Ferrous		HRSA		Hardened Steel					
Carbon Steel			Alloy Steel	Die Steel	Aluminum		Nickel Alloy		Titanium									
Low	Medium	High			6061	7075				Casting	Inconel	6Al4V (30 HRC)	~35 HRC	35-45 HRC	45-50 HRC	50-70 HRC		
1010	1035	1065	4140	4340	300	400	17-4 PH											
1018	1045								○	○								
									40-80 SFM	40-65 SFM								

○ Good ○ Best





List 13119

HY-PRO® AL-DIN EX-AL-SFT, DIN Overall Length

SPIRAL FLUTE	HSSE	N	3 FLUTE	C/2.5P	50°	PACKED 1 PIECE
--------------	------	---	---------	--------	-----	-------------------



EDP Number	Thread Size	Thread Limit	Overall Length	Thread Length	Neck Length	Shank Diameter	Square Width	Square Length
			L (mm)	Lc (mm)	L1 (mm)	d (mm)	k (mm)	lk (mm)
1311900103	M3 x 0.5	D3	56.00	5.00	19.30	3.58	2.79	4.76
1311900303	M4 x 0.7	D4	63.00	5.00	21.00	4.27	3.33	6.35
1311900403	M5 x 0.8	D4	70.00	8.00	27.20	4.93	3.86	6.35
1311900503	M6 x 1	D5	80.00	10.00	28.00	6.48	4.85	7.94
1311900803	M8 x 1.25	D5	90.00	10.00	35.00	8.08	6.05	9.53
1311900903	M10 x 1.25	D5	100.00	12.00	39.00	9.68	7.26	11.11
1311901003	M10 x 1.5	D6	100.00	12.00	39.00	9.68	7.26	11.11
1311901103	M12 x 1.25	D5	100.00	14.00	49.10	9.32	6.99	11.11
1311901203	M12 x 1.5	D5	100.00	14.00	49.10	9.32	6.99	11.11
1311901303	M12 x 1.75	D6	110.00	14.00	49.10	9.32	6.99	11.11

● Stocked ○ Available Upon Request; MOQ May Apply ▲ Globally Stocked



ABOUT OSG

DRILLING

THREADING

MILLING

HOLDERS

INDEX

P					M			K	N		S		H				
Steel					Stainless Steel			Cast Iron	Non-Ferrous		HRSA		Hardened Steel				
Carbon Steel			Alloy Steel	Die Steel					Aluminum		Nickel Alloy	Titanium					
Low	Medium	High							6061	Casting			Inconel	6Al4V	~35 HRC	35-45 HRC	45-50 HRC
1010	1035	1065	4140	4340	300	400	17-4 PH		6061		6Al4V						
1018	1045								7075		(30 HRC)						
									40-80 SFM	40-65 SFM							

○ Good ⊗ Best






List 290

HY-PRO® SFT

SPIRAL FLUTE	HSSE	BR	S/O	TiCN	C/2.5	45°	PACKED 1 PIECE
--------------	------	----	-----	------	-------	-----	-------------------



EDP	Thread Size	Thread Limit	Overall Length	Thread Length	Neck Length	Shank Diameter	Square Width	Square Length	Number of Flutes	Surface Treatment	
			L (Inch)	Lc (Inch)	L1 (Inch)	d (Inch)	k (Inch)	lk (Inch)			
2905600	●	No. 2 - 56 UNC	H2	1.750	0.437	0.476	0.141	0.110	0.188	2	Bright
2905601	●	No. 2 - 56 UNC	H2	1.750	0.437	0.476	0.141	0.110	0.188	2	Steam Oxide
2905608	●	No. 2 - 56 UNC	H2	1.750	0.437	0.476	0.141	0.110	0.188	2	TiCN
2906000	●	No. 3 - 48 UNC	H2	1.813	0.496	0.535	0.141	0.110	0.188	2	Bright
2906001	●	No. 3 - 48 UNC	H2	1.813	0.496	0.535	0.141	0.110	0.188	2	Steam Oxide
2906008	●	No. 3 - 48 UNC	H2	1.813	0.496	0.535	0.141	0.110	0.188	2	TiCN
2906400	●	No. 4 - 40 UNC	H2	1.875	0.196	0.559	0.141	0.110	0.188	3	Bright
2906401	●	No. 4 - 40 UNC	H2	1.875	0.196	0.559	0.141	0.110	0.188	3	Steam Oxide
2906408	●	No. 4 - 40 UNC	H2	1.875	0.196	0.559	0.141	0.110	0.188	3	TiCN
2911400	●	No. 4 - 40 UNC	H3	1.875	0.196	0.559	0.141	0.110	0.188	3	Bright
2911401	●	No. 4 - 40 UNC	H3	1.875	0.196	0.559	0.141	0.110	0.188	3	Steam Oxide
2911408	●	No. 4 - 40 UNC	H3	1.875	0.196	0.559	0.141	0.110	0.188	3	TiCN
2916500	●	No. 4 - 40 UNC	H4	1.875	0.196	0.559	0.141	0.110	0.188	3	Bright
2916501	●	No. 4 - 40 UNC	H4	1.875	0.196	0.559	0.141	0.110	0.188	3	Steam Oxide
2916508	●	No. 4 - 40 UNC	H4	1.875	0.196	0.559	0.141	0.110	0.188	3	TiCN
2916600	●	No. 4 - 40 UNC	H5	1.875	0.196	0.559	0.141	0.110	0.188	3	Bright
2916601	●	No. 4 - 40 UNC	H5	1.875	0.196	0.559	0.141	0.110	0.188	3	Steam Oxide
2916608	●	No. 4 - 40 UNC	H5	1.875	0.196	0.559	0.141	0.110	0.188	3	TiCN
2916800	●	No. 4 - 48 UNF	H2	1.875	0.196	0.559	0.141	0.110	0.188	3	Bright
2916801	●	No. 4 - 48 UNF	H2	1.875	0.196	0.559	0.141	0.110	0.188	3	Steam Oxide
2916808	●	No. 4 - 48 UNF	H2	1.875	0.196	0.559	0.141	0.110	0.188	3	TiCN
2907000	●	No. 5 - 40 UNC	H2	1.938	0.200	0.625	0.141	0.110	0.188	3	Bright
2907001	●	No. 5 - 40 UNC	H2	1.938	0.200	0.625	0.141	0.110	0.188	3	Steam Oxide
2907008	●	No. 5 - 40 UNC	H2	1.938	0.200	0.625	0.141	0.110	0.188	3	TiCN
2907400	●	No. 6 - 32 UNC	H2	2.000	0.248	0.685	0.141	0.110	0.188	3	Bright
2907401	●	No. 6 - 32 UNC	H2	2.000	0.248	0.685	0.141	0.110	0.188	3	Steam Oxide
2907408	●	No. 6 - 32 UNC	H2	2.000	0.248	0.685	0.141	0.110	0.188	3	TiCN
2912400	●	No. 6 - 32 UNC	H3	2.000	0.248	0.685	0.141	0.110	0.188	3	Bright
2912401	●	No. 6 - 32 UNC	H3	2.000	0.248	0.685	0.141	0.110	0.188	3	Steam Oxide
2912408	●	No. 6 - 32 UNC	H3	2.000	0.248	0.685	0.141	0.110	0.188	3	TiCN
2917400	●	No. 6 - 32 UNC	H5	2.000	0.248	0.685	0.141	0.110	0.188	3	Bright
2917401	●	No. 6 - 32 UNC	H5	2.000	0.248	0.685	0.141	0.110	0.188	3	Steam Oxide
2917408	●	No. 6 - 32 UNC	H5	2.000	0.248	0.685	0.141	0.110	0.188	3	TiCN
2917500	●	No. 6 - 32 UNC	H7	2.000	0.248	0.685	0.141	0.110	0.188	3	Bright
2917501	●	No. 6 - 32 UNC	H7	2.000	0.248	0.685	0.141	0.110	0.188	3	Steam Oxide
2917508	●	No. 6 - 32 UNC	H7	2.000	0.248	0.685	0.141	0.110	0.188	3	TiCN
2917700	●	No. 6 - 32 UNC	H11	2.000	0.248	0.685	0.141	0.110	0.188	3	Bright
2917701	●	No. 6 - 32 UNC	H11	2.000	0.248	0.685	0.141	0.110	0.188	3	Steam Oxide
2917708	●	No. 6 - 32 UNC	H11	2.000	0.248	0.685	0.141	0.110	0.188	3	TiCN
2907200	●	No. 6 - 40 UNF	H2	2.000	0.248	0.685	0.141	0.110	0.188	3	Bright
2907201	●	No. 6 - 40 UNF	H2	2.000	0.248	0.685	0.141	0.110	0.188	3	Steam Oxide
2907208	●	No. 6 - 40 UNF	H2	2.000	0.248	0.685	0.141	0.110	0.188	3	TiCN
2907800	●	No. 8 - 32 UNC	H2	2.125	0.251	0.751	0.168	0.131	0.250	3	Bright
2907801	●	No. 8 - 32 UNC	H2	2.125	0.251	0.751	0.168	0.131	0.250	3	Steam Oxide
2907808	●	No. 8 - 32 UNC	H2	2.125	0.251	0.751	0.168	0.131	0.250	3	TiCN
2912800	●	No. 8 - 32 UNC	H3	2.125	0.251	0.751	0.168	0.131	0.250	3	Bright
2912801	●	No. 8 - 32 UNC	H3	2.125	0.251	0.751	0.168	0.131	0.250	3	Steam Oxide
2912808	●	No. 8 - 32 UNC	H3	2.125	0.251	0.751	0.168	0.131	0.250	3	TiCN
2917800	●	No. 8 - 32 UNC	H5	2.125	0.251	0.751	0.168	0.131	0.250	3	Bright
2917801	●	No. 8 - 32 UNC	H5	2.125	0.251	0.751	0.168	0.131	0.250	3	Steam Oxide
2917808	●	No. 8 - 32 UNC	H5	2.125	0.251	0.751	0.168	0.131	0.250	3	TiCN
2918000	●	No. 8 - 32 UNC	H7	2.125	0.251	0.751	0.168	0.131	0.250	3	Bright
2918001	●	No. 8 - 32 UNC	H7	2.125	0.251	0.751	0.168	0.131	0.250	3	Steam Oxide

● Stocked ○ Available Upon Request; MOQ May Apply ▲ Globally Stocked
 Note: Other coatings are available upon request.





List 290 (Continued)

HY-PRO® SFT

SPIRAL FLUTE	HSSE	BR	S/O	TiCN	C/2.5	45°	PACKED 1 PIECE
--------------	------	----	-----	------	-------	-----	-------------------

EDP		Thread Size	Thread Limit	Overall Length	Thread Length	Neck Length	Shank Diameter	Square Width	Square Length	Number of Flutes	Surface Treatment
				L (Inch)	Lc (Inch)	L1 (Inch)	d (Inch)	k (Inch)	lk (Inch)		
2918008	●	No. 8 - 32 UNC	H7	2.125	0.251	0.751	0.168	0.131	0.250	3	TiCN
2918100	●	No. 8 - 32 UNC	H11	2.125	0.251	0.751	0.168	0.131	0.250	3	Bright
2918101	●	No. 8 - 32 UNC	H11	2.125	0.251	0.751	0.168	0.131	0.250	3	Steam Oxide
2918108	●	No. 8 - 32 UNC	H11	2.125	0.251	0.751	0.168	0.131	0.250	3	TiCN
2913400	●	No. 10 - 24 UNC	H3	2.375	0.326	0.866	0.194	0.152	0.250	3	Bright
2913401	●	No. 10 - 24 UNC	H3	2.375	0.326	0.866	0.194	0.152	0.250	3	Steam Oxide
2913408	●	No. 10 - 24 UNC	H3	2.375	0.326	0.866	0.194	0.152	0.250	3	TiCN
2918400	●	No. 10 - 24 UNC	H5	2.375	0.326	0.866	0.194	0.152	0.250	3	Bright
2918401	●	No. 10 - 24 UNC	H5	2.375	0.326	0.866	0.194	0.152	0.250	3	Steam Oxide
2918408	●	No. 10 - 24 UNC	H5	2.375	0.326	0.866	0.194	0.152	0.250	3	TiCN
2923400	●	No. 10 - 24 UNC	H11	2.375	0.326	0.866	0.194	0.152	0.250	3	Bright
2923401	●	No. 10 - 24 UNC	H11	2.375	0.326	0.866	0.194	0.152	0.250	3	Steam Oxide
2923408	●	No. 10 - 24 UNC	H11	2.375	0.326	0.866	0.194	0.152	0.250	3	TiCN
2908800	●	No. 10 - 32 UNF	H2	2.375	0.326	0.866	0.194	0.152	0.250	3	Bright
2908801	●	No. 10 - 32 UNF	H2	2.375	0.326	0.866	0.194	0.152	0.250	3	Steam Oxide
2908808	●	No. 10 - 32 UNF	H2	2.375	0.326	0.866	0.194	0.152	0.250	3	TiCN
2913800	●	No. 10 - 32 UNF	H3	2.375	0.326	0.866	0.194	0.152	0.250	3	Bright
2913801	●	No. 10 - 32 UNF	H3	2.375	0.326	0.866	0.194	0.152	0.250	3	Steam Oxide
2913808	●	No. 10 - 32 UNF	H3	2.375	0.326	0.866	0.194	0.152	0.250	3	TiCN
2918800	●	No. 10 - 32 UNF	H5	2.375	0.326	0.866	0.194	0.152	0.250	3	Bright
2918801	●	No. 10 - 32 UNF	H5	2.375	0.326	0.866	0.194	0.152	0.250	3	Steam Oxide
2918808	●	No. 10 - 32 UNF	H5	2.375	0.326	0.866	0.194	0.152	0.250	3	TiCN
2919000	●	No. 10 - 32 UNF	H7	2.375	0.326	0.866	0.194	0.152	0.250	3	Bright
2919001	●	No. 10 - 32 UNF	H7	2.375	0.326	0.866	0.194	0.152	0.250	3	Steam Oxide
2919008	●	No. 10 - 32 UNF	H7	2.375	0.326	0.866	0.194	0.152	0.250	3	TiCN
2919100	●	No. 10 - 32 UNF	H11	2.375	0.326	0.866	0.194	0.152	0.250	3	Bright
2919101	●	No. 10 - 32 UNF	H11	2.375	0.326	0.866	0.194	0.152	0.250	3	Steam Oxide
2919108	●	No. 10 - 32 UNF	H11	2.375	0.326	0.866	0.194	0.152	0.250	3	TiCN
2923600	●	No. 12 - 24 UNC	H3	2.375	0.330	0.933	0.220	0.165	0.281	3	Bright
2923601	●	No. 12 - 24 UNC	H3	2.375	0.330	0.933	0.220	0.165	0.281	3	Steam Oxide
2923608	●	No. 12 - 24 UNC	H3	2.375	0.330	0.933	0.220	0.165	0.281	3	TiCN
2923800	●	No. 12 - 28 UNF	H3	2.375	0.330	0.933	0.220	0.165	0.281	3	Bright
2923801	●	No. 12 - 28 UNF	H3	2.375	0.330	0.933	0.220	0.165	0.281	3	Steam Oxide
2923808	●	No. 12 - 28 UNF	H3	2.375	0.330	0.933	0.220	0.165	0.281	3	TiCN
2928000	●	1/4 - 20 UNC	H2	2.500	0.397	0.996	0.255	0.191	0.313	3	Bright
2928001	●	1/4 - 20 UNC	H2	2.500	0.397	0.996	0.255	0.191	0.313	3	Steam Oxide
2928008	●	1/4 - 20 UNC	H2	2.500	0.397	0.996	0.255	0.191	0.313	3	TiCN
2930000	●	1/4 - 20 UNC	H3	2.500	0.397	0.996	0.255	0.191	0.313	3	Bright
2930001	●	1/4 - 20 UNC	H3	2.500	0.397	0.996	0.255	0.191	0.313	3	Steam Oxide
2930008	●	1/4 - 20 UNC	H3	2.500	0.397	0.996	0.255	0.191	0.313	3	TiCN
2940000	●	1/4 - 20 UNC	H5	2.500	0.397	0.996	0.255	0.191	0.313	3	Bright
2940001	●	1/4 - 20 UNC	H5	2.500	0.397	0.996	0.255	0.191	0.313	3	Steam Oxide
2940008	●	1/4 - 20 UNC	H5	2.500	0.397	0.996	0.255	0.191	0.313	3	TiCN
2940200	●	1/4 - 20 UNC	H7	2.500	0.397	0.996	0.255	0.191	0.313	3	Bright
2940201	●	1/4 - 20 UNC	H7	2.500	0.397	0.996	0.255	0.191	0.313	3	Steam Oxide
2940208	●	1/4 - 20 UNC	H7	2.500	0.397	0.996	0.255	0.191	0.313	3	TiCN
2940300	●	1/4 - 20 UNC	H11	2.500	0.397	0.996	0.255	0.191	0.313	3	Bright
2940301	●	1/4 - 20 UNC	H11	2.500	0.397	0.996	0.255	0.191	0.313	3	Steam Oxide

● Stocked ○ Available Upon Request; MOQ May Apply ▲ Globally Stocked

Note: Other coatings are available upon request.



CONTINUED ➔

P					M			K	N		S		H				
Steel					Stainless Steel			Cast Iron	Non-Ferrous		HRSA		Hardened Steel				
Carbon Steel			Alloy Steel	Die Steel	300	400	17-4 PH		Aluminum		Nickel Alloy	Titanium					
Low	Medium	High							6061	Casting			Inconel	6Al4V	~35 HRC	35-45 HRC	45-50 HRC
1010	1035	1065	4140					6061			6Al4V						
1018	1045		4340					7075			(30 HRC)						
○	⊗	⊗	⊗	○	○	○	○					○					
50-90 SFM	40-80 SFM	40-60 SFM	40-80 SFM	20-60 SFM	40-80 SFM	40-80 SFM	30-50 SFM	30-80 SFM				20-60 SFM					

○ Good ⊗ Best






List 290 (Continued)

HY-PRO® SFT

SPIRAL FLUTE	HSSE	BR	S/O	TiCN	C/2.5	45°	PACKED 1 PIECE
--------------	------	----	-----	------	-------	-----	----------------



ABOUT OSG

DRILLING

THREADING

MILLING

HOLDERS

INDEX

EDP		Thread Size	Thread Limit	Overall Length	Thread Length	Neck Length	Shank Diameter	Square Width	Square Length	Number of Flutes	Surface Treatment
				L (Inch)	Lc (Inch)	L1 (Inch)	d (Inch)	k (Inch)	lk (Inch)		
2940308	●	1/4 - 20 UNC	H11	2.500	0.397	0.996	0.255	0.191	0.313	3	TiCN
2930300	●	1/4 - 28 UNF	H2	2.500	0.397	0.996	0.255	0.191	0.313	3	Bright
2930301	●	1/4 - 28 UNF	H2	2.500	0.397	0.996	0.255	0.191	0.313	3	Steam Oxide
2930308	●	1/4 - 28 UNF	H2	2.500	0.397	0.996	0.255	0.191	0.313	3	TiCN
2930400	●	1/4 - 28 UNF	H3	2.500	0.397	0.996	0.255	0.191	0.313	3	Bright
2930401	●	1/4 - 28 UNF	H3	2.500	0.397	0.996	0.255	0.191	0.313	3	Steam Oxide
2930408	●	1/4 - 28 UNF	H3	2.500	0.397	0.996	0.255	0.191	0.313	3	TiCN
2935400	●	1/4 - 28 UNF	H4	2.500	0.397	0.996	0.255	0.191	0.313	3	Bright
2935401	●	1/4 - 28 UNF	H4	2.500	0.397	0.996	0.255	0.191	0.313	3	Steam Oxide
2935408	●	1/4 - 28 UNF	H4	2.500	0.397	0.996	0.255	0.191	0.313	3	TiCN
2940400	●	1/4 - 28 UNF	H5	2.500	0.397	0.996	0.255	0.191	0.313	3	Bright
2940401	●	1/4 - 28 UNF	H5	2.500	0.397	0.996	0.255	0.191	0.313	3	Steam Oxide
2940408	●	1/4 - 28 UNF	H5	2.500	0.397	0.996	0.255	0.191	0.313	3	TiCN
2940600	●	1/4 - 28 UNF	H7	2.500	0.397	0.996	0.255	0.191	0.313	3	Bright
2940601	●	1/4 - 28 UNF	H7	2.500	0.397	0.996	0.255	0.191	0.313	3	Steam Oxide
2940608	●	1/4 - 28 UNF	H7	2.500	0.397	0.996	0.255	0.191	0.313	3	TiCN
2940700	●	1/4 - 28 UNF	H11	2.500	0.397	0.996	0.255	0.191	0.313	3	Bright
2940701	●	1/4 - 28 UNF	H11	2.500	0.397	0.996	0.255	0.191	0.313	3	Steam Oxide
2940708	●	1/4 - 28 UNF	H11	2.500	0.397	0.996	0.255	0.191	0.313	3	TiCN
2930600	●	5/16 - 18 UNC	H2	2.719	0.444	1.125	0.318	0.238	0.375	3	Bright
2930601	●	5/16 - 18 UNC	H2	2.719	0.444	1.125	0.318	0.238	0.375	3	Steam Oxide
2930608	●	5/16 - 18 UNC	H2	2.719	0.444	1.125	0.318	0.238	0.375	3	TiCN
2930800	●	5/16 - 18 UNC	H3	2.719	0.444	1.125	0.318	0.238	0.375	3	Bright
2930801	●	5/16 - 18 UNC	H3	2.719	0.444	1.125	0.318	0.238	0.375	3	Steam Oxide
2930808	●	5/16 - 18 UNC	H3	2.719	0.444	1.125	0.318	0.238	0.375	3	TiCN
2940800	●	5/16 - 18 UNC	H5	2.719	0.444	1.125	0.318	0.238	0.375	3	Bright
2940801	●	5/16 - 18 UNC	H5	2.719	0.444	1.125	0.318	0.238	0.375	3	Steam Oxide
2940808	●	5/16 - 18 UNC	H5	2.719	0.444	1.125	0.318	0.238	0.375	3	TiCN
2941000	●	5/16 - 18 UNC	H7	2.719	0.444	1.125	0.318	0.238	0.375	3	Bright
2941001	●	5/16 - 18 UNC	H7	2.719	0.444	1.125	0.318	0.238	0.375	3	Steam Oxide
2941008	●	5/16 - 18 UNC	H7	2.719	0.444	1.125	0.318	0.238	0.375	3	TiCN
2941100	●	5/16 - 18 UNC	H11	2.719	0.444	1.125	0.318	0.238	0.375	3	Bright
2941101	●	5/16 - 18 UNC	H11	2.719	0.444	1.125	0.318	0.238	0.375	3	Steam Oxide
2941108	●	5/16 - 18 UNC	H11	2.719	0.444	1.125	0.318	0.238	0.375	3	TiCN
2926400	●	5/16 - 24 UNF	H2	2.719	0.444	1.125	0.318	0.238	0.375	3	Bright
2926401	●	5/16 - 24 UNF	H2	2.719	0.444	1.125	0.318	0.238	0.375	3	Steam Oxide
2926408	●	5/16 - 24 UNF	H2	2.719	0.444	1.125	0.318	0.238	0.375	3	TiCN
2931200	●	5/16 - 24 UNF	H3	2.719	0.444	1.125	0.318	0.238	0.375	3	Bright
2931201	●	5/16 - 24 UNF	H3	2.719	0.444	1.125	0.318	0.238	0.375	3	Steam Oxide
2931208	●	5/16 - 24 UNF	H3	2.719	0.444	1.125	0.318	0.238	0.375	3	TiCN
2936200	●	5/16 - 24 UNF	H4	2.719	0.444	1.125	0.318	0.238	0.375	3	Bright
2936201	●	5/16 - 24 UNF	H4	2.719	0.444	1.125	0.318	0.238	0.375	3	Steam Oxide
2936208	●	5/16 - 24 UNF	H4	2.719	0.444	1.125	0.318	0.238	0.375	3	TiCN
2941200	●	5/16 - 24 UNF	H5	2.719	0.444	1.125	0.318	0.238	0.375	3	Bright
2941201	●	5/16 - 24 UNF	H5	2.719	0.444	1.125	0.318	0.238	0.375	3	Steam Oxide
2941208	●	5/16 - 24 UNF	H5	2.719	0.444	1.125	0.318	0.238	0.375	3	TiCN
2941300	●	5/16 - 24 UNF	H6	2.719	0.444	1.125	0.318	0.238	0.375	3	Bright
2941301	●	5/16 - 24 UNF	H6	2.719	0.444	1.125	0.318	0.238	0.375	3	Steam Oxide
2941308	●	5/16 - 24 UNF	H6	2.719	0.444	1.125	0.318	0.238	0.375	3	TiCN
2941400	●	5/16 - 24 UNF	H7	2.719	0.444	1.125	0.318	0.238	0.375	3	Bright
2941401	●	5/16 - 24 UNF	H7	2.719	0.444	1.125	0.318	0.238	0.375	3	Steam Oxide
2941408	●	5/16 - 24 UNF	H7	2.719	0.444	1.125	0.318	0.238	0.375	3	TiCN
2941500	●	5/16 - 24 UNF	H11	2.719	0.444	1.125	0.318	0.238	0.375	3	Bright

● Stocked ○ Available Upon Request; MOQ May Apply ▲ Globally Stocked
 Note: Other coatings are available upon request.





List 290 (Continued)

HY-PRO® SFT

SPIRAL FLUTE	HSSE	BR	S/O	TiCN	C/2.5	45°	PACKED 1 PIECE
--------------	------	----	-----	------	-------	-----	----------------

EDP		Thread Size	Thread Limit	Overall Length	Thread Length	Neck Length	Shank Diameter	Square Width	Square Length	Number of Flutes	Surface Treatment
				L (Inch)	Lc (Inch)	L1 (Inch)	d (Inch)	k (Inch)	lk (Inch)		
2941501	●	5/16 - 24 UNF	H11	2.719	0.444	1.125	0.318	0.238	0.375	3	Steam Oxide
2941508	●	5/16 - 24 UNF	H11	2.719	0.444	1.125	0.318	0.238	0.375	3	TiCN
2931500	●	3/8 - 16 UNC	H2	2.938	0.500	1.251	0.381	0.286	0.438	3	Bright
2931501	●	3/8 - 16 UNC	H2	2.938	0.500	1.251	0.381	0.286	0.438	3	Steam Oxide
2931508	●	3/8 - 16 UNC	H2	2.938	0.500	1.251	0.381	0.286	0.438	3	TiCN
2931600	●	3/8 - 16 UNC	H3	2.938	0.500	1.251	0.381	0.286	0.438	3	Bright
2931601	●	3/8 - 16 UNC	H3	2.938	0.500	1.251	0.381	0.286	0.438	3	Steam Oxide
2931608	●	3/8 - 16 UNC	H3	2.938	0.500	1.251	0.381	0.286	0.438	3	TiCN
2941600	●	3/8 - 16 UNC	H5	2.938	0.500	1.251	0.381	0.286	0.438	3	Bright
2941601	●	3/8 - 16 UNC	H5	2.938	0.500	1.251	0.381	0.286	0.438	3	Steam Oxide
2941608	●	3/8 - 16 UNC	H5	2.938	0.500	1.251	0.381	0.286	0.438	3	TiCN
2942100	●	3/8 - 16 UNC	H7	2.938	0.500	1.251	0.381	0.286	0.438	3	Bright
2942101	●	3/8 - 16 UNC	H7	2.938	0.500	1.251	0.381	0.286	0.438	3	Steam Oxide
2942108	●	3/8 - 16 UNC	H7	2.938	0.500	1.251	0.381	0.286	0.438	3	TiCN
2941900	●	3/8 - 16 UNC	H11	2.938	0.500	1.251	0.381	0.286	0.438	3	Bright
2941901	●	3/8 - 16 UNC	H11	2.938	0.500	1.251	0.381	0.286	0.438	3	Steam Oxide
2941908	●	3/8 - 16 UNC	H11	2.938	0.500	1.251	0.381	0.286	0.438	3	TiCN
2926800	●	3/8 - 24 UNF	H2	2.938	0.500	1.251	0.381	0.286	0.438	3	Bright
2926801	●	3/8 - 24 UNF	H2	2.938	0.500	1.251	0.381	0.286	0.438	3	Steam Oxide
2926808	●	3/8 - 24 UNF	H2	2.938	0.500	1.251	0.381	0.286	0.438	3	TiCN
2931800	●	3/8 - 24 UNF	H3	2.938	0.500	1.251	0.381	0.286	0.438	3	Bright
2931801	●	3/8 - 24 UNF	H3	2.938	0.500	1.251	0.381	0.286	0.438	3	Steam Oxide
2931808	●	3/8 - 24 UNF	H3	2.938	0.500	1.251	0.381	0.286	0.438	3	TiCN
2936800	●	3/8 - 24 UNF	H4	2.938	0.500	1.251	0.381	0.286	0.438	3	Bright
2936801	●	3/8 - 24 UNF	H4	2.938	0.500	1.251	0.381	0.286	0.438	3	Steam Oxide
2936808	●	3/8 - 24 UNF	H4	2.938	0.500	1.251	0.381	0.286	0.438	3	TiCN
2941800	●	3/8 - 24 UNF	H5	2.938	0.500	1.251	0.381	0.286	0.438	3	Bright
2941801	●	3/8 - 24 UNF	H5	2.938	0.500	1.251	0.381	0.286	0.438	3	Steam Oxide
2941808	●	3/8 - 24 UNF	H5	2.938	0.500	1.251	0.381	0.286	0.438	3	TiCN
2941700	●	3/8 - 24 UNF	H7	2.938	0.500	1.251	0.381	0.286	0.438	3	Bright
2941701	●	3/8 - 24 UNF	H7	2.938	0.500	1.251	0.381	0.286	0.438	3	Steam Oxide
2941708	●	3/8 - 24 UNF	H7	2.938	0.500	1.251	0.381	0.286	0.438	3	TiCN
2942300	●	3/8 - 24 UNF	H11	2.938	0.500	1.251	0.381	0.286	0.438	3	Bright
2942301	●	3/8 - 24 UNF	H11	2.938	0.500	1.251	0.381	0.286	0.438	3	Steam Oxide
2942308	●	3/8 - 24 UNF	H11	2.938	0.500	1.251	0.381	0.286	0.438	3	TiCN
2932000	●	7/16 - 14 UNC	H3	3.156	0.570	1.712	0.323	0.242	0.406	3	Bright
2932001	●	7/16 - 14 UNC	H3	3.156	0.570	1.712	0.323	0.242	0.406	3	Steam Oxide
2932008	●	7/16 - 14 UNC	H3	3.156	0.570	1.712	0.323	0.242	0.406	3	TiCN
2942000	●	7/16 - 14 UNC	H5	3.156	0.570	1.712	0.323	0.242	0.406	3	Bright
2942001	●	7/16 - 14 UNC	H5	3.156	0.570	1.712	0.323	0.242	0.406	3	Steam Oxide
2942008	●	7/16 - 14 UNC	H5	3.156	0.570	1.712	0.323	0.242	0.406	3	TiCN
2943100	●	7/16 - 14 UNC	H7	3.156	0.570	1.712	0.323	0.242	0.406	3	Bright
2943101	●	7/16 - 14 UNC	H7	3.156	0.570	1.712	0.323	0.242	0.406	3	Steam Oxide
2943108	●	7/16 - 14 UNC	H7	3.156	0.570	1.712	0.323	0.242	0.406	3	TiCN
2943300	●	7/16 - 14 UNC	H11	3.156	0.570	1.712	0.323	0.242	0.406	3	Bright
2943301	●	7/16 - 14 UNC	H11	3.156	0.570	1.712	0.323	0.242	0.406	3	Steam Oxide
2943308	●	7/16 - 14 UNC	H11	3.156	0.570	1.712	0.323	0.242	0.406	3	TiCN
2932200	●	7/16 - 20 UNF	H3	3.156	0.570	1.712	0.323	0.242	0.406	3	Bright

● Stocked ○ Available Upon Request; MOQ May Apply ▲ Globally Stocked
 Note: Other coatings are available upon request.



CONTINUED ➔

P					M			K	N		S		H			
Steel					Stainless Steel			Cast Iron	Non-Ferrous		HRSA		Hardened Steel			
Carbon Steel			Alloy Steel	Die Steel					Aluminum		Nickel Alloy	Titanium				
Low	Medium	High			300	400	17-4 PH		6061	Casting			Inconel	6Al4V	~35 HRC	35-45 HRC
1010	1035	1065	4140	4340	○	○	○	○	6061	7075			○			
○	◎	◎	◎	○	○	○	○	○					○			
50-90 SFM	40-80 SFM	40-60 SFM	40-80 SFM	20-60 SFM	40-80 SFM	40-80 SFM	30-50 SFM	30-80 SFM					20-60 SFM			

○ Good ◎ Best






List 290 (Continued)

HY-PRO® SFT

SPIRAL FLUTE	HSSE	BR	S/O	TiCN	C/2.5	45°	PACKED 1 PIECE
--------------	------	----	-----	------	-------	-----	----------------



ABOUT OSG

DRILLING

THREADING

MILLING

HOLDERS

INDEX

EDP	Thread Size	Thread Limit	Overall Length	Thread Length	Neck Length	Shank Diameter	Square Width	Square Length	Number of Flutes	Surface Treatment	
			L (Inch)	Lc (Inch)	L1 (Inch)	d (Inch)	k (Inch)	lk (Inch)			
2932201	●	7/16 - 20 UNF	H3	3.156	0.570	1.712	0.323	0.242	0.406	3	Steam Oxide
2932208	●	7/16 - 20 UNF	H3	3.156	0.570	1.712	0.323	0.242	0.406	3	TiCN
2942200	●	7/16 - 20 UNF	H5	3.156	0.570	1.712	0.323	0.242	0.406	3	Bright
2942201	●	7/16 - 20 UNF	H5	3.156	0.570	1.712	0.323	0.242	0.406	3	Steam Oxide
2942208	●	7/16 - 20 UNF	H5	3.156	0.570	1.712	0.323	0.242	0.406	3	TiCN
2949000	●	7/16 - 20 UNF	H7	3.156	0.570	1.712	0.323	0.242	0.406	3	Bright
2949001	●	7/16 - 20 UNF	H7	3.156	0.570	1.712	0.323	0.242	0.406	3	Steam Oxide
2949008	●	7/16 - 20 UNF	H7	3.156	0.570	1.712	0.323	0.242	0.406	3	TiCN
2942800	●	7/16 - 20 UNF	H11	3.156	0.570	1.712	0.323	0.242	0.406	3	Bright
2942801	●	7/16 - 20 UNF	H11	3.156	0.570	1.712	0.323	0.242	0.406	3	Steam Oxide
2942808	●	7/16 - 20 UNF	H11	3.156	0.570	1.712	0.323	0.242	0.406	3	TiCN
2932400	●	1/2 - 13 UNC	H3	3.375	0.614	1.933	0.367	0.275	0.438	3	Bright
2932401	●	1/2 - 13 UNC	H3	3.375	0.614	1.933	0.367	0.275	0.438	3	Steam Oxide
2932408	●	1/2 - 13 UNC	H3	3.375	0.614	1.933	0.367	0.275	0.438	3	TiCN
2942400	●	1/2 - 13 UNC	H5	3.375	0.614	1.933	0.367	0.275	0.438	3	Bright
2942401	●	1/2 - 13 UNC	H5	3.375	0.614	1.933	0.367	0.275	0.438	3	Steam Oxide
2942408	●	1/2 - 13 UNC	H5	3.375	0.614	1.933	0.367	0.275	0.438	3	TiCN
2942500	●	1/2 - 13 UNC	H7	3.375	0.614	1.933	0.367	0.275	0.438	3	Bright
2942501	●	1/2 - 13 UNC	H7	3.375	0.614	1.933	0.367	0.275	0.438	3	Steam Oxide
2942508	●	1/2 - 13 UNC	H7	3.375	0.614	1.933	0.367	0.275	0.438	3	TiCN
2942700	●	1/2 - 13 UNC	H11	3.375	0.614	1.933	0.367	0.275	0.438	3	Bright
2942701	●	1/2 - 13 UNC	H11	3.375	0.614	1.933	0.367	0.275	0.438	3	Steam Oxide
2942708	●	1/2 - 13 UNC	H11	3.375	0.614	1.933	0.367	0.275	0.438	3	TiCN
2927600	●	1/2 - 20 UNF	H2	3.375	0.614	1.933	0.367	0.275	0.438	3	Bright
2927601	●	1/2 - 20 UNF	H2	3.375	0.614	1.933	0.367	0.275	0.438	3	Steam Oxide
2927608	●	1/2 - 20 UNF	H2	3.375	0.614	1.933	0.367	0.275	0.438	3	TiCN
2932600	●	1/2 - 20 UNF	H3	3.375	0.614	1.933	0.367	0.275	0.438	3	Bright
2932601	●	1/2 - 20 UNF	H3	3.375	0.614	1.933	0.367	0.275	0.438	3	Steam Oxide
2932608	●	1/2 - 20 UNF	H3	3.375	0.614	1.933	0.367	0.275	0.438	3	TiCN
2942600	●	1/2 - 20 UNF	H5	3.375	0.614	1.933	0.367	0.275	0.438	3	Bright
2942601	●	1/2 - 20 UNF	H5	3.375	0.614	1.933	0.367	0.275	0.438	3	Steam Oxide
2942608	●	1/2 - 20 UNF	H5	3.375	0.614	1.933	0.367	0.275	0.438	3	TiCN
2942900	●	1/2 - 20 UNF	H7	3.375	0.614	1.933	0.367	0.275	0.438	3	Bright
2942901	●	1/2 - 20 UNF	H7	3.375	0.614	1.933	0.367	0.275	0.438	3	Steam Oxide
2942908	●	1/2 - 20 UNF	H7	3.375	0.614	1.933	0.367	0.275	0.438	3	TiCN
2943000	●	1/2 - 20 UNF	H11	3.375	0.614	1.933	0.367	0.275	0.438	3	Bright
2943001	●	1/2 - 20 UNF	H11	3.375	0.614	1.933	0.367	0.275	0.438	3	Steam Oxide
2943008	●	1/2 - 20 UNF	H11	3.375	0.614	1.933	0.367	0.275	0.438	3	TiCN
2948600	●	9/16 - 12 UNC	H3	3.594	0.665	1.972	0.429	0.322	0.500	4	Bright
2948601	●	9/16 - 12 UNC	H3	3.594	0.665	1.972	0.429	0.322	0.500	4	Steam Oxide
2948608	●	9/16 - 12 UNC	H3	3.594	0.665	1.972	0.429	0.322	0.500	4	TiCN
2948800	●	9/16 - 18 UNF	H3	3.594	0.665	1.972	0.429	0.322	0.500	4	Bright
2948801	●	9/16 - 18 UNF	H3	3.594	0.665	1.972	0.429	0.322	0.500	4	Steam Oxide
2948808	●	9/16 - 18 UNF	H3	3.594	0.665	1.972	0.429	0.322	0.500	4	TiCN
2933200	●	5/8 - 11 UNC	H3	3.813	0.728	2.125	0.480	0.360	0.563	4	Bright
2933201	●	5/8 - 11 UNC	H3	3.813	0.728	2.125	0.480	0.360	0.563	4	Steam Oxide
2933208	●	5/8 - 11 UNC	H3	3.813	0.728	2.125	0.480	0.360	0.563	4	TiCN
2943200	●	5/8 - 11 UNC	H5	3.813	0.728	2.125	0.480	0.360	0.563	4	Bright
2943201	●	5/8 - 11 UNC	H5	3.813	0.728	2.125	0.480	0.360	0.563	4	Steam Oxide
2943208	●	5/8 - 11 UNC	H5	3.813	0.728	2.125	0.480	0.360	0.563	4	TiCN
2933400	●	5/8 - 18 UNF	H3	3.813	0.728	2.125	0.480	0.360	0.563	4	Bright
2933401	●	5/8 - 18 UNF	H3	3.813	0.728	2.125	0.480	0.360	0.563	4	Steam Oxide
2933408	●	5/8 - 18 UNF	H3	3.813	0.728	2.125	0.480	0.360	0.563	4	TiCN

● Stocked ○ Available Upon Request; MOQ May Apply ▲ Globally Stocked
 Note: Other coatings are available upon request.





List 290 (Continued)

HY-PRO® SFT

SPIRAL FLUTE	HSSE	BR	S/O	TiCN	C/2.5	45°	PACKED 1 PIECE
--------------	------	----	-----	------	-------	-----	-------------------

EDP		Thread Size	Thread Limit	Overall Length	Thread Length	Neck Length	Shank Diameter	Square Width	Square Length	Number of Flutes	Surface Treatment
				L (Inch)	Lc (Inch)	L1 (Inch)	d (Inch)	k (Inch)	lk (Inch)		
2933600	●	3/4 - 10 UNC	H3	4.250	0.799	2.433	0.590	0.442	0.688	4	Bright
2933601	●	3/4 - 10 UNC	H3	4.250	0.799	2.433	0.590	0.442	0.688	4	Steam Oxide
2933608	●	3/4 - 10 UNC	H3	4.250	0.799	2.433	0.590	0.442	0.688	4	TiCN
2943600	●	3/4 - 10 UNC	H5	4.250	0.799	2.433	0.590	0.442	0.688	4	Bright
2943601	●	3/4 - 10 UNC	H5	4.250	0.799	2.433	0.590	0.442	0.688	4	Steam Oxide
2943608	●	3/4 - 10 UNC	H5	4.250	0.799	2.433	0.590	0.442	0.688	4	TiCN
2933800	●	3/4 - 16 UNF	H3	4.250	0.799	2.433	0.590	0.442	0.688	4	Bright
2933801	●	3/4 - 16 UNF	H3	4.250	0.799	2.433	0.590	0.442	0.688	4	Steam Oxide
2933808	●	3/4 - 16 UNF	H3	4.250	0.799	2.433	0.590	0.442	0.688	4	TiCN
2943800	●	3/4 - 16 UNF	H5	4.250	0.818	2.433	0.590	0.442	0.688	4	Bright
2943801	●	3/4 - 16 UNF	H5	4.250	0.818	2.433	0.590	0.442	0.688	4	Steam Oxide
2943808	●	3/4 - 16 UNF	H5	4.250	0.818	2.433	0.590	0.442	0.688	4	TiCN
2944000	●	7/8 - 9 UNC	H5	4.688	0.889	2.653	0.697	0.523	0.750	4	Bright
2944001	●	7/8 - 9 UNC	H5	4.688	0.889	2.653	0.697	0.523	0.750	4	Steam Oxide
2944008	●	7/8 - 9 UNC	H5	4.688	0.889	2.653	0.697	0.523	0.750	4	TiCN
2939200	●	7/8 - 14 UNF	H4	4.688	0.889	2.653	0.697	0.523	0.750	4	Bright
2939201	●	7/8 - 14 UNF	H4	4.688	0.889	2.653	0.697	0.523	0.750	4	Steam Oxide
2939208	●	7/8 - 14 UNF	H4	4.688	0.889	2.653	0.697	0.523	0.750	4	TiCN
2944400	●	1 - 8 UNC	H5	5.125	1.000	3.012	0.800	0.600	0.813	4	Bright
2944401	●	1 - 8 UNC	H5	5.125	1.000	3.012	0.800	0.600	0.813	4	Steam Oxide
2944408	●	1 - 8 UNC	H5	5.125	1.000	3.012	0.800	0.600	0.813	4	TiCN
2939600	●	1 - 12 UNF	H4	5.125	1.000	3.012	0.800	0.600	0.813	4	Bright
2939601	●	1 - 12 UNF	H4	5.125	1.000	3.012	0.800	0.600	0.813	4	Steam Oxide
2939608	●	1 - 12 UNF	H4	5.125	1.000	3.012	0.800	0.600	0.813	4	TiCN
2947201	●	1- 1/8 - 7 UNC	H6	5.438	1.141	3.075	0.896	0.672	0.875	4	Steam Oxide
2947601	●	1- 1/8 - 8 UN	H6	5.438	1.141	3.075	0.896	0.672	0.875	4	Steam Oxide
2945001	●	1- 1/8 - 12 UNF	H5	5.438	1.141	3.075	0.896	0.672	0.875	4	Steam Oxide
2947701	●	1- 1/4 - 7 UNC	H6	5.750	1.141	3.075	1.021	0.766	1.000	4	Steam Oxide
2947901	●	1- 1/4 - 8 UN	H6	5.750	1.141	3.075	1.021	0.766	1.000	4	Steam Oxide
2945601	●	1- 1/4 - 12 UNF	H5	5.750	1.141	3.075	1.021	0.766	1.000	4	Steam Oxide
2948001	●	1- 3/8 - 6 UNC	H6	6.063	1.334	3.591	1.108	0.831	1.063	4	Steam Oxide
2948201	●	1- 3/8 - 8 UN	H6	6.063	1.334	3.591	1.108	0.831	1.063	4	Steam Oxide
2946201	●	1- 3/8 - 12 UNF	H5	6.063	1.334	3.591	1.108	0.831	1.063	4	Steam Oxide
2948301	●	1- 1/2 - 6 UNC	H6	6.375	1.334	3.591	1.233	0.925	1.125	4	Steam Oxide
2948501	●	1- 1/2 - 8 UN	H6	6.375	1.334	3.591	1.233	0.925	1.125	4	Steam Oxide
2946801	●	1- 1/2 - 12 UNF	H5	6.375	1.334	3.591	1.233	0.925	1.125	4	Steam Oxide

● Stocked ○ Available Upon Request; MOQ May Apply ▲ Globally Stocked

Note: Other coatings are available upon request.



P					M			K	N		S		H			
Steel					Stainless Steel			Cast Iron	Non-Ferrous		HRSA		Hardened Steel			
Carbon Steel			Alloy Steel	Die Steel	Aluminum		Nickel Alloy		Titanium							
Low	Medium	High			6061	Casting				Inconel	6Al4V (30 HRC)	~35 HRC	35-45 HRC	45-50 HRC	50-70 HRC	
1010	1035	1065	4140		300	400	17-4 PH	7075								
○	○	○	○	○	○	○	○						○			
50-90 SFM	40-80 SFM	40-60 SFM	40-80 SFM	20-60 SFM	40-80 SFM	40-80 SFM	30-50 SFM	30-80 SFM					20-60 SFM			

○ Good ○ Best



ABOUT OSG

DRILLING

THREADING

MILLING

HOLDERS


INDEX



List 299

HY-PRO® SFT

SPIRAL FLUTE	HSSE	BR	S/O	TiCN	C/2.5	45°	PACKED 1 PIECE
--------------	------	----	-----	------	-------	-----	-------------------



ABOUT OSG

DRILLING

THREADING

MILLING

HOLDERS

INDEX

EDP		Thread Size	Thread Limit	Overall Length	Thread Length	Neck Length	Shank Diameter	Square Width	Square Length	Number of Flutes	Surface Treatment
				L (mm)	Lc (mm)	L1 (mm)	d (mm)	k (mm)	lk (mm)		
2990400	●	M3 x 0.5	D3	49.20	4.08	16.00	3.58	2.79	4.76	3	Bright
2990401	●	M3 x 0.5	D3	49.20	4.08	16.00	3.58	2.79	4.76	3	Steam Oxide
2990408	●	M3 x 0.5	D3	49.20	4.08	16.00	3.58	2.79	4.76	3	TiCN
2993101	●	M3 x 0.5	D11	49.20	4.08	16.00	3.58	2.79	4.76	3	Steam Oxide
2990500	●	M3.5 x 0.6	D4	50.80	4.08	17.50	3.58	2.79	4.76	3	Bright
2990501	●	M3.5 x 0.6	D4	50.80	4.08	17.50	3.58	2.79	4.76	3	Steam Oxide
2990508	●	M3.5 x 0.6	D4	50.80	4.08	17.50	3.58	2.79	4.76	3	TiCN
2993301	●	M3.5 x 0.6	D11	50.80	4.08	17.50	3.58	2.79	4.76	3	Steam Oxide
2990600	●	M4 x 0.7	D4	54.00	4.80	19.10	4.27	3.33	6.35	3	Bright
2990601	●	M4 x 0.7	D4	54.00	4.80	19.10	4.27	3.33	6.35	3	Steam Oxide
2990608	●	M4 x 0.7	D4	54.00	4.80	19.10	4.27	3.33	6.35	3	TiCN
2993501	●	M4 x 0.7	D11	54.00	4.80	19.10	4.27	3.33	6.35	3	Steam Oxide
2990800	●	M5 x 0.8	D4	60.30	5.58	22.19	4.93	3.86	6.35	3	Bright
2990801	●	M5 x 0.8	D4	60.30	5.58	22.19	4.93	3.86	6.35	3	Steam Oxide
2990808	●	M5 x 0.8	D4	60.30	5.58	22.19	4.93	3.86	6.35	3	TiCN
2993701	●	M5 x 0.8	D11	60.30	5.58	22.19	4.93	3.86	6.35	3	Steam Oxide
2991000	●	M6 x 1	D5	63.50	8.00	25.40	6.48	4.85	7.94	3	Bright
2991001	●	M6 x 1	D5	63.50	8.00	25.40	6.48	4.85	7.94	3	Steam Oxide
2991008	●	M6 x 1	D5	63.50	8.00	25.40	6.48	4.85	7.94	3	TiCN
2993901	●	M6 x 1	D11	63.50	8.00	25.40	6.48	4.85	7.94	3	Steam Oxide
2991100	●	M7 x 1	D5	69.10	8.00	28.60	8.08	6.05	9.53	3	Bright
2991101	●	M7 x 1	D5	69.10	8.00	28.60	8.08	6.05	9.53	3	Steam Oxide
2991108	●	M7 x 1	D5	69.10	8.00	28.60	8.08	6.05	9.53	3	TiCN
2994101	●	M7 x 1	D11	69.10	8.00	28.60	8.08	6.05	9.53	3	Steam Oxide
2991300	●	M8 x 1	D5	69.10	10.00	28.60	8.08	6.05	9.53	3	Bright
2991301	●	M8 x 1	D5	69.10	10.00	28.60	8.08	6.05	9.53	3	Steam Oxide
2991308	●	M8 x 1	D5	69.10	10.00	28.60	8.08	6.05	9.53	3	TiCN
2994301	●	M8 x 1	D11	69.10	10.00	28.60	8.08	6.05	9.53	3	Steam Oxide
2991400	●	M8 x 1.25	D5	69.10	10.00	28.60	8.08	6.05	9.53	3	Bright
2991401	●	M8 x 1.25	D5	69.10	10.00	28.60	8.08	6.05	9.53	3	Steam Oxide
2991408	●	M8 x 1.25	D5	69.10	10.00	28.60	8.08	6.05	9.53	3	TiCN
2994501	●	M8 x 1.25	D11	69.10	10.00	28.60	8.08	6.05	9.53	3	Steam Oxide
2991600	●	M10 x 1	D5	74.60	11.98	31.80	9.68	7.26	11.11	3	Bright
2991601	●	M10 x 1	D5	74.60	11.98	31.80	9.68	7.26	11.11	3	Steam Oxide
2991608	●	M10 x 1	D5	74.60	11.98	31.80	9.68	7.26	11.11	3	TiCN
2994701	●	M10 x 1	D11	74.60	11.98	31.80	9.68	7.26	11.11	3	Steam Oxide
2991700	●	M10 x 1.25	D5	74.60	11.98	31.80	9.68	7.26	11.11	3	Bright
2991701	●	M10 x 1.25	D5	74.60	11.98	31.80	9.68	7.26	11.11	3	Steam Oxide
2991708	●	M10 x 1.25	D5	74.60	11.98	31.80	9.68	7.26	11.11	3	TiCN
2994901	●	M10 x 1.25	D11	74.60	11.98	31.80	9.68	7.26	11.11	3	Steam Oxide
2991800	●	M10 x 1.5	D6	74.60	11.98	31.80	9.68	7.26	11.11	3	Bright
2991801	●	M10 x 1.5	D6	74.60	11.98	31.80	9.68	7.26	11.11	3	Steam Oxide
2991808	●	M10 x 1.5	D6	74.60	11.98	31.80	9.68	7.26	11.11	3	TiCN
2995101	●	M10 x 1.5	D11	74.60	11.98	31.80	9.68	7.26	11.11	3	Steam Oxide
2992100	●	M12 x 1.25	D5	85.70	13.99	49.90	9.32	6.99	11.11	3	Bright
2992101	●	M12 x 1.25	D5	85.70	13.99	49.90	9.32	6.99	11.11	3	Steam Oxide
2992108	●	M12 x 1.25	D5	85.70	13.99	49.90	9.32	6.99	11.11	3	TiCN
2995201	●	M12 x 1.25	D11	85.70	13.99	49.90	9.32	6.99	11.11	3	Steam Oxide
2992200	●	M12 x 1.5	D6	85.70	13.99	49.90	9.32	6.99	11.11	3	Bright
2992201	●	M12 x 1.5	D6	85.70	13.99	49.90	9.32	6.99	11.11	3	Steam Oxide
2992208	●	M12 x 1.5	D6	85.70	13.99	49.90	9.32	6.99	11.11	3	TiCN
2995501	●	M12 x 1.5	D11	85.70	13.99	49.90	9.32	6.99	11.11	3	Steam Oxide
2992300	●	M12 x 1.75	D6	85.70	13.99	49.90	9.32	6.99	11.11	3	Bright

● Stocked ○ Available Upon Request; MOQ May Apply ▲ Globally Stocked
Note: Other coatings are available upon request.





List 299 (Continued)

HY-PRO® SFT

SPIRAL FLUTE	HSSE	BR	S/O	TiCN	C/2.5	45°	PACKED 1 PIECE
--------------	------	----	-----	------	-------	-----	-------------------

EDP		Thread Size	Thread Limit	Overall Length	Thread Length	Neck Length	Shank Diameter	Square Width	Square Length	Number of Flutes	Surface Treatment
				L (mm)	Lc (mm)	L1 (mm)	d (mm)	k (mm)	lk (mm)		
2992301	●	M12 x 1.75	D6	85.70	13.99	49.90	9.32	6.99	11.11	3	Steam Oxide
2992308	●	M12 x 1.75	D6	85.70	13.99	49.90	9.32	6.99	11.11	3	TiCN
2995701	●	M12 x 1.75	D11	85.70	13.99	49.90	9.32	6.99	11.11	3	Steam Oxide
2992501	●	M14 x 1.5	D6	91.30	16.00	50.08	10.90	8.18	12.70	3	Steam Oxide
2992601	●	M14 x 2	D7	91.30	16.00	50.08	10.90	8.18	12.70	3	Steam Oxide
2992801	●	M16 x 1.5	D6	96.80	16.00	54.00	12.19	9.14	14.29	3	Steam Oxide
2992901	●	M16 x 2	D7	96.80	16.00	54.00	12.19	9.14	14.29	3	Steam Oxide
2993001	●	M18 x 1.5	D6	102.40	19.98	54.99	13.77	10.31	15.88	4	Steam Oxide
2993201	●	M18 x 2.5	D7	102.40	19.98	54.99	13.77	10.31	15.88	4	Steam Oxide
2993401	●	M20 x 1.5	D6	113.50	19.98	61.79	16.56	12.42	17.46	4	Steam Oxide
2993601	●	M20 x 2.5	D8	113.50	19.98	61.79	16.56	12.42	17.46	4	Steam Oxide
2993801	●	M22 x 1.5	D6	119.10	19.98	67.41	17.70	13.28	19.05	4	Steam Oxide
2994001	●	M22 x 2.5	D8	119.10	19.98	67.41	17.70	13.28	19.05	4	Steam Oxide
2994201	●	M24 x 1.5	D6	124.60	24.00	68.40	19.30	14.48	19.05	4	Steam Oxide
2994401	●	M24 x 3	D8	124.60	24.00	68.40	19.30	14.48	19.05	4	Steam Oxide
2994601	●	M27 x 1.5	D6	101.60	24.00	51.10	22.76	17.07	22.23	4	Steam Oxide
2994801	●	M27 x 3	D8	130.20	24.00	76.50	22.76	17.07	22.23	4	Steam Oxide
2995001	●	M30 x 1.5	D6	101.60	27.99	78.10	25.93	19.46	25.40	4	Steam Oxide
2995301	●	M30 x 3.5	D9	101.60	27.99	78.10	25.93	19.46	25.40	4	Steam Oxide

● Stocked ○ Available Upon Request; MOQ May Apply ▲ Globally Stocked
 Note: Other coatings are available upon request.



ABOUT OSG

DRILLING

THREADING

MILLING

HOLDERS

INDEX

P					M			K	N		S		H			
Steel					Stainless Steel			Cast Iron	Non-Ferrous		HRSA		Hardened Steel			
Carbon Steel			Alloy Steel	Die Steel	300	400	17-4 PH		Aluminum		Nickel Alloy	Titanium				
Low	Medium	High							6061	Casting			Inconel	6Al4V (30 HRC)	~35 HRC	35-45 HRC
1010	1035	1065	4140	4340				7075								
○	◎	◎	◎	○	○	○	○						○			
50-90 SFM	40-80 SFM	40-60 SFM	40-80 SFM	20-60 SFM	40-80 SFM	40-80 SFM	30-50 SFM	30-80 SFM					20-60 SFM			

○ Good ◎ Best






HY-PRO® SEVEN

General Purpose Class of Fit Taps

List 297

HY-PRO® SEVEN SFT



EDP		Thread Size	Thread Limit	Overall Length	Thread Length	Neck Length	Shank Diameter	Square Width	Square Length	Number of Flutes	Surface Treatment
				L (Inch)	Lc (Inch)	L1 (Inch)	d (Inch)	k (Inch)	lk (Inch)		
2984500	●	No. 3 - 48 UNC	2B	1.813	0.496	0.535	0.141	0.110	0.188	2	Bright
2984501	●	No. 3 - 48 UNC	2B	1.813	0.496	0.535	0.141	0.110	0.188	2	Steam Oxide
2984505	●	No. 3 - 48 UNC	2B	1.813	0.496	0.535	0.141	0.110	0.188	2	TiN
2984600	●	No. 3 - 56 UNF	2B	1.813	0.496	0.535	0.141	0.110	0.188	2	Bright
2984601	●	No. 3 - 56 UNF	2B	1.813	0.496	0.535	0.141	0.110	0.188	2	Steam Oxide
2984605	●	No. 3 - 56 UNF	2B	1.813	0.496	0.535	0.141	0.110	0.188	2	TiN
2985000	●	No. 4 - 40 UNC	2B	1.875	0.295	0.559	0.141	0.110	0.188	2	Bright
2985001	●	No. 4 - 40 UNC	2B	1.875	0.295	0.559	0.141	0.110	0.188	2	Steam Oxide
2985005	●	No. 4 - 40 UNC	2B	1.875	0.295	0.559	0.141	0.110	0.188	2	TiN
2986400	●	No. 4 - 48 UNF	2B	1.875	0.295	0.559	0.141	0.110	0.188	2	Bright
2986401	●	No. 4 - 48 UNF	2B	1.875	0.295	0.559	0.141	0.110	0.188	2	Steam Oxide
2986405	●	No. 4 - 48 UNF	2B	1.875	0.295	0.559	0.141	0.110	0.188	2	TiN
2986500	●	No. 5 - 40 UNC	2B	1.938	0.311	0.625	0.141	0.110	0.188	2	Bright
2986501	●	No. 5 - 40 UNC	2B	1.938	0.311	0.625	0.141	0.110	0.188	2	Steam Oxide
2986505	●	No. 5 - 40 UNC	2B	1.938	0.311	0.625	0.141	0.110	0.188	2	TiN
2985200	●	No. 6 - 32 UNC	2B	2.000	0.370	0.685	0.141	0.110	0.188	2	Bright
2985201	●	No. 6 - 32 UNC	2B	2.000	0.370	0.685	0.141	0.110	0.188	2	Steam Oxide
2985205	●	No. 6 - 32 UNC	2B	2.000	0.370	0.685	0.141	0.110	0.188	2	TiN
2986600	●	No. 6 - 40 UNF	2B	2.000	0.370	0.685	0.141	0.110	0.188	2	Bright
2986601	●	No. 6 - 40 UNF	2B	2.000	0.370	0.685	0.141	0.110	0.188	2	Steam Oxide
2986605	●	No. 6 - 40 UNF	2B	2.000	0.370	0.685	0.141	0.110	0.188	2	TiN
2985300	●	No. 8 - 32 UNC	2B	2.125	0.374	0.751	0.168	0.131	0.250	3	Bright
2985301	●	No. 8 - 32 UNC	2B	2.125	0.374	0.751	0.168	0.131	0.250	3	Steam Oxide
2985305	●	No. 8 - 32 UNC	2B	2.125	0.374	0.751	0.168	0.131	0.250	3	TiN
2986700	●	No. 8 - 36 UNF	2B	2.125	0.374	0.751	0.168	0.131	0.250	3	Bright
2986701	●	No. 8 - 36 UNF	2B	2.125	0.374	0.751	0.168	0.131	0.250	3	Steam Oxide
2986705	●	No. 8 - 36 UNF	2B	2.125	0.374	0.751	0.168	0.131	0.250	3	TiN
2985400	●	No. 10 - 24 UNC	2B	2.375	0.492	0.866	0.194	0.152	0.250	3	Bright
2985401	●	No. 10 - 24 UNC	2B	2.375	0.492	0.866	0.194	0.152	0.250	3	Steam Oxide
2985405	●	No. 10 - 24 UNC	2B	2.375	0.492	0.866	0.194	0.152	0.250	3	TiN
2985500	●	No. 10 - 32 UNF	2B	2.375	0.492	0.866	0.194	0.152	0.250	3	Bright
2985501	●	No. 10 - 32 UNF	2B	2.375	0.492	0.866	0.194	0.152	0.250	3	Steam Oxide
2985505	●	No. 10 - 32 UNF	2B	2.375	0.492	0.866	0.194	0.152	0.250	3	TiN
2986800	●	No. 12 - 24 UNC	2B	2.375	0.496	0.933	0.220	0.165	0.281	3	Bright
2986801	●	No. 12 - 24 UNC	2B	2.375	0.496	0.933	0.220	0.165	0.281	3	Steam Oxide
2986805	●	No. 12 - 24 UNC	2B	2.375	0.496	0.933	0.220	0.165	0.281	3	TiN
2985600	●	1/4 - 20 UNC	2B	2.500	0.594	0.996	0.255	0.191	0.313	3	Bright
2985601	●	1/4 - 20 UNC	2B	2.500	0.594	0.996	0.255	0.191	0.313	3	Steam Oxide
2985605	●	1/4 - 20 UNC	2B	2.500	0.594	0.996	0.255	0.191	0.313	3	TiN
2985700	●	1/4 - 28 UNF	2B	2.500	0.594	0.996	0.255	0.191	0.313	3	Bright
2985701	●	1/4 - 28 UNF	2B	2.500	0.594	0.996	0.255	0.191	0.313	3	Steam Oxide
2985705	●	1/4 - 28 UNF	2B	2.500	0.594	0.996	0.255	0.191	0.313	3	TiN
2985800	●	5/16 - 18 UNC	2B	2.719	0.665	1.125	0.318	0.238	0.375	3	Bright
2985801	●	5/16 - 18 UNC	2B	2.719	0.665	1.125	0.318	0.238	0.375	3	Steam Oxide
2985805	●	5/16 - 18 UNC	2B	2.719	0.665	1.125	0.318	0.238	0.375	3	TiN
2985900	●	5/16 - 24 UNF	2B	2.719	0.665	1.125	0.318	0.238	0.375	3	Bright
2985901	●	5/16 - 24 UNF	2B	2.719	0.665	1.125	0.318	0.238	0.375	3	Steam Oxide
2985905	●	5/16 - 24 UNF	2B	2.719	0.665	1.125	0.318	0.238	0.375	3	TiN
2986000	●	3/8 - 16 UNC	2B	2.938	0.751	1.251	0.381	0.286	0.438	3	Bright
2986001	●	3/8 - 16 UNC	2B	2.938	0.751	1.251	0.381	0.286	0.438	3	Steam Oxide
2986005	●	3/8 - 16 UNC	2B	2.938	0.751	1.251	0.381	0.286	0.438	3	TiN
2986100	●	3/8 - 24 UNF	2B	2.938	0.751	1.251	0.381	0.286	0.438	3	Bright
2986101	●	3/8 - 24 UNF	2B	2.938	0.751	1.251	0.381	0.286	0.438	3	Steam Oxide

● Stocked ○ Available Upon Request; MOQ May Apply ▲ Globally Stocked
Note: Other coatings are available upon request.



ABOUT OSG

DRILLING

THREADING

MILLING

HOLDERS

INDEX





List 297 (Continued)

HY-PRO® SEVEN SFT

SPIRAL FLUTE	HSS	BR	S/O	TiN	C/1.5	50°	PACKED 1 PIECE
--------------	-----	----	-----	-----	-------	-----	-------------------

EDP		Thread Size	Thread Limit	Overall Length	Thread Length	Neck Length	Shank Diameter	Square Width	Square Length	Number of Flutes	Surface Treatment
				L (Inch)	Lc (Inch)	L1 (Inch)	d (Inch)	k (Inch)	lk (Inch)		
2986105	●	3/8 - 24 UNF	2B	2.938	0.751	1.251	0.381	0.286	0.438	3	TiN
2986900	●	7/16 - 14 UNC	2B	3.156	0.858	1.712	0.323	0.242	0.406	3	Bright
2986901	●	7/16 - 14 UNC	2B	3.156	0.858	1.712	0.323	0.242	0.406	3	Steam Oxide
2986905	●	7/16 - 14 UNC	2B	3.156	0.858	1.712	0.323	0.242	0.406	3	TiN
2987000	●	7/16 - 20 UNF	2B	3.156	0.858	1.712	0.323	0.242	0.406	3	Bright
2987001	●	7/16 - 20 UNF	2B	3.156	0.858	1.712	0.323	0.242	0.406	3	Steam Oxide
2987005	●	7/16 - 20 UNF	2B	3.156	0.858	1.712	0.323	0.242	0.406	3	TiN
2986200	●	1/2 - 13 UNC	2B	3.375	0.921	1.933	0.367	0.275	0.438	3	Bright
2986201	●	1/2 - 13 UNC	2B	3.375	0.921	1.933	0.367	0.275	0.438	3	Steam Oxide
2986205	●	1/2 - 13 UNC	2B	3.375	0.921	1.933	0.367	0.275	0.438	3	TiN
2986300	●	1/2 - 20 UNF	2B	3.375	0.921	1.933	0.367	0.275	0.438	3	Bright
2986301	●	1/2 - 20 UNF	2B	3.375	0.921	1.933	0.367	0.275	0.438	3	Steam Oxide
2986305	●	1/2 - 20 UNF	2B	3.375	0.921	1.933	0.367	0.275	0.438	3	TiN

● Stocked ○ Available Upon Request; MOQ May Apply ▲ Globally Stocked

Note: Other coatings are available upon request.



ABOUT OSG

DRILLING

THREADING

MILLING

HOLDERS

INDEX

P					M			K	N		S		H			
Steel					Stainless Steel			Cast Iron	Non-Ferrous		HRSA		Hardened Steel			
Carbon Steel			Alloy Steel	Die Steel					Aluminum		Nickel Alloy	Titanium				
Low	Medium	High			300	400	17-4 PH		6061	Casting			Inconel	6Al4V	~35 HRC	35-45 HRC
1010	1035	1065	4140	Steel				○	○							
1018	1045		4340													
50-90 SFM	40-80 SFM							30-80 SFM	30-80 SFM							

○ Good ○ Best






HY-PRO® SEVEN

General Purpose Class of Fit Taps

List 298

HY-PRO® SEVEN SFT

SPIRAL FLUTE	HSS	BR	S/O	TiN	C/1.5	50°	PACKED 1 PIECE
--------------	-----	----	-----	-----	-------	-----	-------------------



EDP	Thread Size	Overall Length	Thread Length	Neck Length	Shank Diameter	Square Width	Square Length	Number of Flutes	Surface Treatment
		L (mm)	Lc (mm)	L1 (mm)	d (mm)	k (mm)	Lk (mm)		
2988000	● M3 x 0.5	49.20	8.00	16.00	3.58	2.79	4.76	2	Bright
2988001	○ M3 x 0.5	49.20	8.00	16.00	3.58	2.79	4.76	2	Steam Oxide
2988005	● M3 x 0.5	49.20	8.00	16.00	3.58	2.79	4.76	2	TiN
2988100	● M4 x 0.7	54.00	8.97	19.10	4.27	3.33	6.35	3	Bright
2988101	○ M4 x 0.7	54.00	8.97	19.10	4.27	3.33	6.35	3	Steam Oxide
2988105	● M4 x 0.7	54.00	8.97	19.10	4.27	3.33	6.35	3	TiN
2988200	● M5 x 0.8	60.30	12.70	22.19	4.93	3.86	6.35	3	Bright
2988201	○ M5 x 0.8	60.30	12.70	22.19	4.93	3.86	6.35	3	Steam Oxide
2988205	● M5 x 0.8	60.30	12.70	22.19	4.93	3.86	6.35	3	TiN
2988300	● M6 x 1	63.50	15.18	25.40	6.48	4.85	7.94	3	Bright
2988301	○ M6 x 1	63.50	15.18	25.40	6.48	4.85	7.94	3	Steam Oxide
2988305	● M6 x 1	63.50	15.18	25.40	6.48	4.85	7.94	3	TiN
2988400	● M8 x 1.25	69.10	16.89	28.60	8.08	6.05	9.53	3	Bright
2988401	○ M8 x 1.25	69.10	16.89	28.60	8.08	6.05	9.53	3	Steam Oxide
2988405	● M8 x 1.25	69.10	16.89	28.60	8.08	6.05	9.53	3	TiN
2988500	● M10 x 1.5	74.60	19.10	31.80	9.68	7.26	11.11	3	Bright
2988501	○ M10 x 1.5	74.60	19.10	31.80	9.68	7.26	11.11	3	Steam Oxide
2988505	● M10 x 1.5	74.60	19.10	31.80	9.68	7.26	11.11	3	TiN
2988600	● M12 x 1.75	85.70	21.00	49.10	9.32	6.99	11.11	3	Bright
2988601	○ M12 x 1.75	85.70	21.00	49.10	9.32	6.99	11.11	3	Steam Oxide
2988605	● M12 x 1.75	85.70	21.00	49.10	9.32	6.99	11.11	3	TiN

● Stocked ○ Available Upon Request; MOQ May Apply ▲ Globally Stocked
 Note: Other coatings are available upon request.



ABOUT OSG

DRILLING

THREADING

MILLING

HOLDERS

INDEX

P					M			K	N		S		H					
Steel					Stainless Steel			Cast Iron	Non-Ferrous		HRSA		Hardened Steel					
Carbon Steel			Alloy Steel	Die Steel					Aluminum		Nickel Alloy	Titanium						
Low	Medium	High			300	400	17-4 PH		6061	Casting			Inconel	6Al4V (30 HRC)	~35 HRC	35-45 HRC	45-50 HRC	50-70 HRC
1010	1035	1045	1065	4140	4340													
○	○								○	○								
50-90 SFM	40-80 SFM								30-80 SFM	30-80 SFM								

○ Good ○ Best






List 107

OSG GENERAL PURPOSE-SFT

SPIRAL FLUTE	HSS	BR	S/O	TiCN	TiN	C/1.5	C/4.5P	50°	PACKED 1 PIECE
--------------	-----	----	-----	------	-----	-------	--------	-----	-------------------



EDP	Thread Size	Thread Limit	Chamfer Type	Overall Length	Thread Length	Neck Length	Shank Diameter	Square Width	Square Length	Number of Flutes	Surface Treatment
				L (Inch)	Lc (Inch)	L1 (Inch)	d (Inch)	k (Inch)	lk (Inch)		
1406100	● No. 3 - 48 UNC	H2	Bottom (1.5P)	1.813	0.496	0.535	0.141	0.110	0.188	2	Bright
1406000	● No. 3 - 48 UNC	H2	Plug (4.5P)	1.813	0.496	0.535	0.141	0.110	0.188	2	Bright
1406500	● No. 4 - 40 UNC	H2	Bottom (1.5P)	1.875	0.326	0.535	0.141	0.110	0.188	2	Bright
1406501	● No. 4 - 40 UNC	H2	Bottom (1.5P)	1.875	0.326	0.535	0.141	0.110	0.188	2	Steam Oxide
1406508	● No. 4 - 40 UNC	H2	Bottom (1.5P)	1.875	0.326	0.535	0.141	0.110	0.188	2	TiCN
1406505	● No. 4 - 40 UNC	H2	Bottom (1.5P)	1.875	0.326	0.535	0.141	0.110	0.188	2	TiN
1406400	● No. 4 - 40 UNC	H2	Plug (4.5P)	1.875	0.326	0.535	0.141	0.110	0.188	2	Bright
1406401	● No. 4 - 40 UNC	H2	Plug (4.5P)	1.875	0.326	0.535	0.141	0.110	0.188	2	Steam Oxide
1406408	● No. 4 - 40 UNC	H2	Plug (4.5P)	1.875	0.326	0.535	0.141	0.110	0.188	2	TiCN
1406405	● No. 4 - 40 UNC	H2	Plug (4.5P)	1.875	0.326	0.535	0.141	0.110	0.188	2	TiN
1407100	● No. 5 - 40 UNC	H2	Bottom (1.5P)	1.938	0.330	0.618	0.141	0.110	0.188	2	Bright
1407108	● No. 5 - 40 UNC	H2	Bottom (1.5P)	1.938	0.330	0.618	0.141	0.110	0.188	2	TiCN
1407000	● No. 5 - 40 UNC	H2	Plug (4.5P)	1.938	0.330	0.618	0.141	0.110	0.188	2	Bright
1407008	● No. 5 - 40 UNC	H2	Plug (4.5P)	1.938	0.330	0.618	0.141	0.110	0.188	2	TiCN
5001500	● No. 6 - 32 UNC	H2	Bottom (1.5P)	2.000	0.397	0.685	0.141	0.110	0.188	2	Bright
5001508	● No. 6 - 32 UNC	H2	Bottom (1.5P)	2.000	0.397	0.685	0.141	0.110	0.188	2	TiCN
5001505	● No. 6 - 32 UNC	H2	Bottom (1.5P)	2.000	0.397	0.685	0.141	0.110	0.188	2	TiN
5001400	● No. 6 - 32 UNC	H2	Plug (4.5P)	2.000	0.397	0.685	0.141	0.110	0.188	2	Bright
5001405	● No. 6 - 32 UNC	H2	Plug (4.5P)	2.000	0.397	0.685	0.141	0.110	0.188	2	TiN
1412500	● No. 6 - 32 UNC	H3	Bottom (1.5P)	2.000	0.397	0.685	0.141	0.110	0.188	2	Bright
1412501	● No. 6 - 32 UNC	H3	Bottom (1.5P)	2.000	0.397	0.685	0.141	0.110	0.188	2	Steam Oxide
1412508	● No. 6 - 32 UNC	H3	Bottom (1.5P)	2.000	0.397	0.685	0.141	0.110	0.188	2	TiCN
1412505	● No. 6 - 32 UNC	H3	Bottom (1.5P)	2.000	0.397	0.685	0.141	0.110	0.188	2	TiN
1412400	● No. 6 - 32 UNC	H3	Plug (4.5P)	2.000	0.397	0.685	0.141	0.110	0.188	2	Bright
1412401	● No. 6 - 32 UNC	H3	Plug (4.5P)	2.000	0.397	0.685	0.141	0.110	0.188	2	Steam Oxide
1412408	● No. 6 - 32 UNC	H3	Plug (4.5P)	2.000	0.397	0.685	0.141	0.110	0.188	2	TiCN
1412405	● No. 6 - 32 UNC	H3	Plug (4.5P)	2.000	0.397	0.685	0.141	0.110	0.188	2	TiN
5001900	● No. 8 - 32 UNC	H2	Bottom (1.5P)	2.125	0.401	0.759	0.168	0.131	0.250	3	Bright
5001908	● No. 8 - 32 UNC	H2	Bottom (1.5P)	2.125	0.401	0.759	0.168	0.131	0.250	3	TiCN
5001800	● No. 8 - 32 UNC	H2	Plug (4.5P)	2.125	0.401	0.759	0.168	0.131	0.250	3	Bright
5001808	● No. 8 - 32 UNC	H2	Plug (4.5P)	2.125	0.401	0.759	0.168	0.131	0.250	3	TiCN
1412900	● No. 8 - 32 UNC	H3	Bottom (1.5P)	2.125	0.401	0.759	0.168	0.131	0.250	3	Bright
1412901	● No. 8 - 32 UNC	H3	Bottom (1.5P)	2.125	0.401	0.759	0.168	0.131	0.250	3	Steam Oxide
1412908	● No. 8 - 32 UNC	H3	Bottom (1.5P)	2.125	0.401	0.759	0.168	0.131	0.250	3	TiCN
1412905	● No. 8 - 32 UNC	H3	Bottom (1.5P)	2.125	0.401	0.759	0.168	0.131	0.250	3	TiN
1412800	● No. 8 - 32 UNC	H3	Plug (4.5P)	2.125	0.401	0.759	0.168	0.131	0.250	3	Bright
1412808	● No. 8 - 32 UNC	H3	Plug (4.5P)	2.125	0.401	0.759	0.168	0.131	0.250	3	TiCN
1412805	● No. 8 - 32 UNC	H3	Plug (4.5P)	2.125	0.401	0.759	0.168	0.131	0.250	3	TiN
1413300	● No. 10 - 24 UNC	H3	Bottom (1.5P)	2.375	0.511	0.874	0.194	0.152	0.250	3	Bright
1413301	● No. 10 - 24 UNC	H3	Bottom (1.5P)	2.375	0.511	0.874	0.194	0.152	0.250	3	Steam Oxide
1413308	● No. 10 - 24 UNC	H3	Bottom (1.5P)	2.375	0.511	0.874	0.194	0.152	0.250	3	TiCN
1413305	● No. 10 - 24 UNC	H3	Bottom (1.5P)	2.375	0.511	0.874	0.194	0.152	0.250	3	TiN

● Stocked ○ Available Upon Request; MOQ May Apply ▲ Globally Stocked
 Note: Other coatings are available upon request.



CONTINUED ➔

P					M			K	N		S		H					
Steel					Stainless Steel			Cast Iron	Non-Ferrous		HRSA		Hardened Steel					
Carbon Steel			Alloy Steel	Die Steel					Aluminum		Nickel Alloy	Titanium						
Low	Medium	High							6061	Casting			Inconel	6Al4V	~35 HRC	35-45 HRC	45-50 HRC	50-70 HRC
1010	1035	1065	4140	4340														
1018	1045				300	400	17-4 PH		6061	7075		6Al4V	(30 HRC)					
○	○	○						○	○	○								
25-80 SFM			20-50 SFM		20-45 SFM			25-75 SFM	40-80 SFM	40-65 SFM								

○ Good ⊗ Best





GENERAL PURPOSE

List 107 (Continued)

OSG GENERAL PURPOSE-SFT



ABOUT OSG

DRILLING

THREADING

MILLING

HOLDERS

INDEX

EDP	Thread Size	Thread Limit	Chamfer Type	Overall Length	Thread Length	Neck Length	Shank Diameter	Square Width	Square Length	Number of Flutes	Surface Treatment	
				L (Inch)	Lc (Inch)	L1 (Inch)	d (Inch)	k (Inch)	lk (Inch)			
1413200	●	No. 10 - 24 UNC	H3	Plug (4.5P)	2.375	0.511	0.874	0.194	0.152	0.250	3	Bright
1413208	●	No. 10 - 24 UNC	H3	Plug (4.5P)	2.375	0.511	0.874	0.194	0.152	0.250	3	TiCN
1413205	●	No. 10 - 24 UNC	H3	Plug (4.5P)	2.375	0.511	0.874	0.194	0.152	0.250	3	TiN
5002700	●	No. 10 - 32 UNF	H2	Bottom (1.5P)	2.375	0.511	0.874	0.194	0.152	0.250	3	Bright
5002708	●	No. 10 - 32 UNF	H2	Bottom (1.5P)	2.375	0.511	0.874	0.194	0.152	0.250	3	TiCN
5002705	●	No. 10 - 32 UNF	H2	Bottom (1.5P)	2.375	0.511	0.874	0.194	0.152	0.250	3	TiN
5002600	●	No. 10 - 32 UNF	H2	Plug (4.5P)	2.375	0.511	0.874	0.194	0.152	0.250	3	Bright
1413500	●	No. 10 - 32 UNF	H3	Bottom (1.5P)	2.375	0.511	0.874	0.194	0.152	0.250	3	Bright
1413501	●	No. 10 - 32 UNF	H3	Bottom (1.5P)	2.375	0.511	0.874	0.194	0.152	0.250	3	Steam Oxide
1413508	●	No. 10 - 32 UNF	H3	Bottom (1.5P)	2.375	0.511	0.874	0.194	0.152	0.250	3	TiCN
1413505	●	No. 10 - 32 UNF	H3	Bottom (1.5P)	2.375	0.511	0.874	0.194	0.152	0.250	3	TiN
1413400	●	No. 10 - 32 UNF	H3	Plug (4.5P)	2.375	0.511	0.874	0.194	0.152	0.250	3	Bright
1413408	●	No. 10 - 32 UNF	H3	Plug (4.5P)	2.375	0.511	0.874	0.194	0.152	0.250	3	TiCN
1413405	●	No. 10 - 32 UNF	H3	Plug (4.5P)	2.375	0.511	0.874	0.194	0.152	0.250	3	TiN
1413700	●	No. 12 - 24 UNC	H3	Bottom (1.5P)	2.375	0.515	0.937	0.220	0.165	0.281	3	Bright
1413701	●	No. 12 - 24 UNC	H3	Bottom (1.5P)	2.375	0.515	0.937	0.220	0.165	0.281	3	Steam Oxide
1413708	●	No. 12 - 24 UNC	H3	Bottom (1.5P)	2.375	0.515	0.937	0.220	0.165	0.281	3	TiCN
1413600	●	No. 12 - 24 UNC	H3	Plug (4.5P)	2.375	0.515	0.937	0.220	0.165	0.281	3	Bright
1430100	●	1/4 - 20 UNC	H3	Bottom (1.5P)	2.500	0.645	1.700	0.255	0.191	0.313	3	Bright
1430101	●	1/4 - 20 UNC	H3	Bottom (1.5P)	2.500	0.645	1.700	0.255	0.191	0.313	3	Steam Oxide
1430108	●	1/4 - 20 UNC	H3	Bottom (1.5P)	2.500	0.645	1.700	0.255	0.191	0.313	3	TiCN
1430105	●	1/4 - 20 UNC	H3	Bottom (1.5P)	2.500	0.645	1.700	0.255	0.191	0.313	3	TiN
1430000	●	1/4 - 20 UNC	H3	Plug (4.5P)	2.500	0.645	1.700	0.255	0.191	0.313	3	Bright
1430001	●	1/4 - 20 UNC	H3	Plug (4.5P)	2.500	0.645	1.700	0.255	0.191	0.313	3	Steam Oxide
1430008	●	1/4 - 20 UNC	H3	Plug (4.5P)	2.500	0.645	1.700	0.255	0.191	0.313	3	TiCN
1430005	●	1/4 - 20 UNC	H3	Plug (4.5P)	2.500	0.645	1.700	0.255	0.191	0.313	3	TiN
5003500	●	1/4 - 20 UNC	H5	Bottom (1.5P)	2.500	0.645	1.700	0.255	0.191	0.313	3	Bright
5003508	●	1/4 - 20 UNC	H5	Bottom (1.5P)	2.500	0.645	1.700	0.255	0.191	0.313	3	TiCN
5003505	●	1/4 - 20 UNC	H5	Bottom (1.5P)	2.500	0.645	1.700	0.255	0.191	0.313	3	TiN
5003400	●	1/4 - 20 UNC	H5	Plug (4.5P)	2.500	0.645	1.700	0.255	0.191	0.313	3	Bright
5003408	●	1/4 - 20 UNC	H5	Plug (4.5P)	2.500	0.645	1.700	0.255	0.191	0.313	3	TiCN
5003405	●	1/4 - 20 UNC	H5	Plug (4.5P)	2.500	0.645	1.700	0.255	0.191	0.313	3	TiN
1430300	●	1/4 - 28 UNF	H3	Bottom (1.5P)	2.500	0.645	1.700	0.255	0.191	0.313	3	Bright
1430308	●	1/4 - 28 UNF	H3	Bottom (1.5P)	2.500	0.645	1.700	0.255	0.191	0.313	3	TiCN
1430305	●	1/4 - 28 UNF	H3	Bottom (1.5P)	2.500	0.645	1.700	0.255	0.191	0.313	3	TiN
1430200	●	1/4 - 28 UNF	H3	Plug (4.5P)	2.500	0.645	1.700	0.255	0.191	0.313	3	Bright
1430208	●	1/4 - 28 UNF	H3	Plug (4.5P)	2.500	0.645	1.700	0.255	0.191	0.313	3	TiCN
1430205	●	1/4 - 28 UNF	H3	Plug (4.5P)	2.500	0.645	1.700	0.255	0.191	0.313	3	TiN
1430500	●	5/16 - 18 UNC	H3	Bottom (1.5P)	2.719	0.708	1.129	0.318	0.238	0.375	3	Bright
1430501	●	5/16 - 18 UNC	H3	Bottom (1.5P)	2.719	0.708	1.129	0.318	0.238	0.375	3	Steam Oxide
1430508	●	5/16 - 18 UNC	H3	Bottom (1.5P)	2.719	0.708	1.129	0.318	0.238	0.375	3	TiCN
1430505	●	5/16 - 18 UNC	H3	Bottom (1.5P)	2.719	0.708	1.129	0.318	0.238	0.375	3	TiN
1430400	●	5/16 - 18 UNC	H3	Plug (4.5P)	2.719	0.708	1.129	0.318	0.238	0.375	3	Bright
1430401	●	5/16 - 18 UNC	H3	Plug (4.5P)	2.719	0.708	1.129	0.318	0.238	0.375	3	Steam Oxide
1430408	●	5/16 - 18 UNC	H3	Plug (4.5P)	2.719	0.708	1.129	0.318	0.238	0.375	3	TiCN
1430405	●	5/16 - 18 UNC	H3	Plug (4.5P)	2.719	0.708	1.129	0.318	0.238	0.375	3	TiN
5004700	●	5/16 - 18 UNC	H5	Bottom (1.5P)	2.719	0.708	1.129	0.318	0.238	0.375	3	Bright
5004708	●	5/16 - 18 UNC	H5	Bottom (1.5P)	2.719	0.708	1.129	0.318	0.238	0.375	3	TiCN
5004705	●	5/16 - 18 UNC	H5	Bottom (1.5P)	2.719	0.708	1.129	0.318	0.238	0.375	3	TiN
5004600	●	5/16 - 18 UNC	H5	Plug (4.5P)	2.719	0.708	1.129	0.318	0.238	0.375	3	Bright
5004608	●	5/16 - 18 UNC	H5	Plug (4.5P)	2.719	0.708	1.129	0.318	0.238	0.375	3	TiCN
1430700	●	5/16 - 24 UNF	H3	Bottom (1.5P)	2.719	0.708	1.129	0.318	0.238	0.375	3	Bright
1430708	●	5/16 - 24 UNF	H3	Bottom (1.5P)	2.719	0.708	1.129	0.318	0.238	0.375	3	TiCN

● Stocked ○ Available Upon Request; MOQ May Apply ▲ Globally Stocked
Note: Other coatings are available upon request.





List 107 (Continued)

OSG GENERAL PURPOSE-SFT

SPIRAL FLUTE	HSS	BR	S/O	TiCN	TiN	C/1.5	C/4.5P	50°	PACKED 1 PIECE
--------------	-----	----	-----	------	-----	-------	--------	-----	-------------------

EDP	Thread Size	Thread Limit	Chamfer Type	Overall Length	Thread Length	Neck Length	Shank Diameter	Square Width	Square Length	Number of Flutes	Surface Treatment	
				L (Inch)	Lc (Inch)	L1 (Inch)	d (Inch)	k (Inch)	lk (Inch)			
1430705	●	5/16 - 24 UNF	H3	Bottom (1.5P)	2.719	0.708	1.129	0.318	0.238	0.375	3	TiN
1430600	●	5/16 - 24 UNF	H3	Plug (4.5P)	2.719	0.708	1.129	0.318	0.238	0.375	3	Bright
1430608	●	5/16 - 24 UNF	H3	Plug (4.5P)	2.719	0.708	1.129	0.318	0.238	0.375	3	TiCN
1430605	●	5/16 - 24 UNF	H3	Plug (4.5P)	2.719	0.708	1.129	0.318	0.238	0.375	3	TiN
1430900	●	3/8 - 16 UNC	H3	Bottom (1.5P)	2.938	0.771	1.251	0.381	0.286	0.438	3	Bright
1430901	●	3/8 - 16 UNC	H3	Bottom (1.5P)	2.938	0.771	1.251	0.381	0.286	0.438	3	Steam Oxide
1430908	●	3/8 - 16 UNC	H3	Bottom (1.5P)	2.938	0.771	1.251	0.381	0.286	0.438	3	TiCN
1430905	●	3/8 - 16 UNC	H3	Bottom (1.5P)	2.938	0.771	1.251	0.381	0.286	0.438	3	TiN
1430800	●	3/8 - 16 UNC	H3	Plug (4.5P)	2.938	0.771	1.251	0.381	0.286	0.438	3	Bright
1430801	●	3/8 - 16 UNC	H3	Plug (4.5P)	2.938	0.771	1.251	0.381	0.286	0.438	3	Steam Oxide
1430808	●	3/8 - 16 UNC	H3	Plug (4.5P)	2.938	0.771	1.251	0.381	0.286	0.438	3	TiCN
1430805	●	3/8 - 16 UNC	H3	Plug (4.5P)	2.938	0.771	1.251	0.381	0.286	0.438	3	TiN
5005500	●	3/8 - 16 UNC	H5	Bottom (1.5P)	2.938	0.771	1.251	0.381	0.286	0.438	3	Bright
5005508	●	3/8 - 16 UNC	H5	Bottom (1.5P)	2.938	0.771	1.251	0.381	0.286	0.438	3	TiCN
5005505	●	3/8 - 16 UNC	H5	Bottom (1.5P)	2.938	0.771	1.251	0.381	0.286	0.438	3	TiN
5005400	●	3/8 - 16 UNC	H5	Plug (4.5P)	2.938	0.771	1.251	0.381	0.286	0.438	3	Bright
5005408	●	3/8 - 16 UNC	H5	Plug (4.5P)	2.938	0.771	1.251	0.381	0.286	0.438	3	TiCN
1431100	●	3/8 - 24 UNF	H3	Bottom (1.5P)	2.938	0.771	1.251	0.381	0.286	0.438	3	Bright
1431108	●	3/8 - 24 UNF	H3	Bottom (1.5P)	2.938	0.771	1.251	0.381	0.286	0.438	3	TiCN
1431105	●	3/8 - 24 UNF	H3	Bottom (1.5P)	2.938	0.771	1.251	0.381	0.286	0.438	3	TiN
1431000	●	3/8 - 24 UNF	H3	Plug (4.5P)	2.938	0.771	1.251	0.381	0.286	0.438	3	Bright
1431008	●	3/8 - 24 UNF	H3	Plug (4.5P)	2.938	0.771	1.251	0.381	0.286	0.438	3	TiCN
1431005	●	3/8 - 24 UNF	H3	Plug (4.5P)	2.938	0.771	1.251	0.381	0.286	0.438	3	TiN
1431300	●	7/16 - 14 UNC	H3	Bottom (1.5P)	3.156	0.901	1.780	0.323	0.242	0.406	3	Bright
1431308	●	7/16 - 14 UNC	H3	Bottom (1.5P)	3.156	0.901	1.780	0.323	0.242	0.406	3	TiCN
1431305	●	7/16 - 14 UNC	H3	Bottom (1.5P)	3.156	0.901	1.780	0.323	0.242	0.406	3	TiN
1431200	●	7/16 - 14 UNC	H3	Plug (4.5P)	3.156	0.901	1.780	0.323	0.242	0.406	3	Bright
1431208	●	7/16 - 14 UNC	H3	Plug (4.5P)	3.156	0.901	1.780	0.323	0.242	0.406	3	TiCN
1431205	●	7/16 - 14 UNC	H3	Plug (4.5P)	3.156	0.901	1.780	0.323	0.242	0.406	3	TiN
5006200	●	7/16 - 14 UNC	H5	Bottom (1.5P)	3.156	0.901	1.780	0.323	0.242	0.406	3	Bright
5006205	●	7/16 - 14 UNC	H5	Bottom (1.5P)	3.156	0.901	1.780	0.323	0.242	0.406	3	TiN
1431700	●	7/16 - 20 UNF	H3	Bottom (1.5P)	3.156	0.901	1.780	0.323	0.242	0.406	3	Bright
1431708	●	7/16 - 20 UNF	H3	Bottom (1.5P)	3.156	0.901	1.780	0.323	0.242	0.406	3	TiCN
1431705	●	7/16 - 20 UNF	H3	Bottom (1.5P)	3.156	0.901	1.780	0.323	0.242	0.406	3	TiN
1431600	●	7/16 - 20 UNF	H3	Plug (4.5P)	3.156	0.901	1.780	0.323	0.242	0.406	3	Bright
1431608	●	7/16 - 20 UNF	H3	Plug (4.5P)	3.156	0.901	1.780	0.323	0.242	0.406	3	TiCN
1431605	●	7/16 - 20 UNF	H3	Plug (4.5P)	3.156	0.901	1.780	0.323	0.242	0.406	3	TiN
1432100	●	1/2 - 13 UNC	H3	Bottom (1.5P)	3.375	0.960	1.929	0.367	0.275	0.438	3	Bright
1432101	●	1/2 - 13 UNC	H3	Bottom (1.5P)	3.375	0.960	1.929	0.367	0.275	0.438	3	Steam Oxide
1432108	●	1/2 - 13 UNC	H3	Bottom (1.5P)	3.375	0.960	1.929	0.367	0.275	0.438	3	TiCN
1432105	●	1/2 - 13 UNC	H3	Bottom (1.5P)	3.375	0.960	1.929	0.367	0.275	0.438	3	TiN
1432000	●	1/2 - 13 UNC	H3	Plug (4.5P)	3.375	0.960	1.929	0.367	0.275	0.438	3	Bright
1432001	●	1/2 - 13 UNC	H3	Plug (4.5P)	3.375	0.960	1.929	0.367	0.275	0.438	3	Steam Oxide
1432008	●	1/2 - 13 UNC	H3	Plug (4.5P)	3.375	0.960	1.929	0.367	0.275	0.438	3	TiCN
1432005	●	1/2 - 13 UNC	H3	Plug (4.5P)	3.375	0.960	1.929	0.367	0.275	0.438	3	TiN
5007100	●	1/2 - 13 UNC	H5	Bottom (1.5P)	3.375	0.960	1.929	0.367	0.275	0.438	3	Bright
5007108	●	1/2 - 13 UNC	H5	Bottom (1.5P)	3.375	0.960	1.929	0.367	0.275	0.438	3	TiCN
5007000	●	1/2 - 13 UNC	H5	Plug (4.5P)	3.375	0.960	1.929	0.367	0.275	0.438	3	Bright

● Stocked ○ Available Upon Request; MOQ May Apply ▲ Globally Stocked
 Note: Other coatings are available upon request.



CONTINUED ➔

P					M			K	N		S		H			
Steel					Stainless Steel			Cast Iron	Non-Ferrous		HRSA		Hardened Steel			
Carbon Steel			Alloy Steel	Die Steel	300	400	17-4 PH		Aluminum		Nickel Alloy	Titanium	~35 HRC	35-45 HRC	45-50 HRC	50-70 HRC
Low	Medium	High							6061	Casting						
1010	1035	1045	1065	4140	4340											
1018	1045	1065														
○	○	○					○	○	○							
25-80 SFM	20-50 SFM	20-45 SFM					25-75 SFM	40-80 SFM	40-65 SFM							

○ Good ⊗ Best



ABOUT OSG

DRILLING

THREADING

MILLING

HOLDERS

INDEX



GENERAL PURPOSE

ABOUT OSG

DRILLING

THREADING

MILLING

HOLDERS

INDEX

List 107 (Continued)

OSG GENERAL PURPOSE-SFT

SPIRAL FLUTE	HSS	BR	S/O	TiCN	TiN	C/1.5	C/4.5P	50°	PACKED 1 PIECE
--------------	-----	----	-----	------	-----	-------	--------	-----	-------------------



EDP	Thread Size	Thread Limit	Chamfer Type	Overall Length	Thread Length	Neck Length	Shank Diameter	Square Width	Square Length	Number of Flutes	Surface Treatment
				L (Inch)	Lc (Inch)	L1 (Inch)	d (Inch)	k (Inch)	lk (Inch)		
5007008	1/2 - 13 UNC	H5	Plug (4.5P)	3.375	0.960	1.929	0.367	0.275	0.438	3	TiCN
1432500	1/2 - 20 UNF	H3	Bottom (1.5P)	3.375	0.960	1.929	0.367	0.275	0.438	3	Bright
1432508	1/2 - 20 UNF	H3	Bottom (1.5P)	3.375	0.960	1.929	0.367	0.275	0.438	3	TiCN
1432505	1/2 - 20 UNF	H3	Bottom (1.5P)	3.375	0.960	1.929	0.367	0.275	0.438	3	TiN
1432400	1/2 - 20 UNF	H3	Plug (4.5P)	3.375	0.960	1.929	0.367	0.275	0.438	3	Bright
1432408	1/2 - 20 UNF	H3	Plug (4.5P)	3.375	0.960	1.929	0.367	0.275	0.438	3	TiCN
1432405	1/2 - 20 UNF	H3	Plug (4.5P)	3.375	0.960	1.929	0.367	0.275	0.438	3	TiN
1432900	5/8 - 11 UNC	H3	Bottom (1.5P)	3.813	1.110	2.129	0.480	0.360	0.563	4	Bright
1432908	5/8 - 11 UNC	H3	Bottom (1.5P)	3.813	1.110	2.129	0.480	0.360	0.563	4	TiCN
1432905	5/8 - 11 UNC	H3	Bottom (1.5P)	3.813	1.110	2.129	0.480	0.360	0.563	4	TiN
1432800	5/8 - 11 UNC	H3	Plug (4.5P)	3.813	1.110	2.129	0.480	0.360	0.563	4	Bright
1432808	5/8 - 11 UNC	H3	Plug (4.5P)	3.813	1.110	2.129	0.480	0.360	0.563	4	TiCN
1433300	5/8 - 18 UNF	H3	Bottom (1.5P)	3.813	1.110	2.129	0.480	0.360	0.563	4	Bright
1433308	5/8 - 18 UNF	H3	Bottom (1.5P)	3.813	1.110	2.129	0.480	0.360	0.563	4	TiCN
1433305	5/8 - 18 UNF	H3	Bottom (1.5P)	3.813	1.110	2.129	0.480	0.360	0.563	4	TiN
1433200	5/8 - 18 UNF	H3	Plug (4.5P)	3.813	1.110	2.129	0.480	0.360	0.563	4	Bright
1433208	5/8 - 18 UNF	H3	Plug (4.5P)	3.813	1.110	2.129	0.480	0.360	0.563	4	TiCN
1433700	3/4 - 10 UNC	H3	Bottom (1.5P)	4.250	1.240	2.429	0.590	0.442	0.688	4	Bright
1433708	3/4 - 10 UNC	H3	Bottom (1.5P)	4.250	1.240	2.429	0.590	0.442	0.688	4	TiCN
1433705	3/4 - 10 UNC	H3	Bottom (1.5P)	4.250	1.240	2.429	0.590	0.442	0.688	4	TiN
1433600	3/4 - 10 UNC	H3	Plug (4.5P)	4.250	1.240	2.429	0.590	0.442	0.688	4	Bright
1433608	3/4 - 10 UNC	H3	Plug (4.5P)	4.250	1.240	2.429	0.590	0.442	0.688	4	TiCN
1433605	3/4 - 10 UNC	H3	Plug (4.5P)	4.250	1.240	2.429	0.590	0.442	0.688	4	TiN
1434100	3/4 - 16 UNF	H3	Bottom (1.5P)	4.250	1.240	2.429	0.590	0.442	0.688	4	Bright
1434108	3/4 - 16 UNF	H3	Bottom (1.5P)	4.250	1.240	2.429	0.590	0.442	0.688	4	TiCN
1434105	3/4 - 16 UNF	H3	Bottom (1.5P)	4.250	1.240	2.429	0.590	0.442	0.688	4	TiN
1434000	3/4 - 16 UNF	H3	Plug (4.5P)	4.250	1.240	2.429	0.590	0.442	0.688	4	Bright
1434008	3/4 - 16 UNF	H3	Plug (4.5P)	4.250	1.240	2.429	0.590	0.442	0.688	4	TiCN

● Stocked ○ Available Upon Request; MOQ May Apply ▲ Globally Stocked
 Note: Other coatings are available upon request.



P					M			K	N		S		H						
Steel					Stainless Steel			Cast Iron	Non-Ferrous		HRSA		Hardened Steel						
Carbon Steel			Alloy Steel	Die Steel					Aluminum		Nickel Alloy	Titanium							
Low	Medium	High			300	400	17-4 PH		6061 7075	Casting			Inconel	6Al4V (30 HRC)	~35 HRC	35-45 HRC	45-50 HRC	50-70 HRC	
1010	1035	1045	1065	4140	4340														
○	○	○					○	○	○										
25-80 SFM	20-50 SFM	20-45 SFM					25-75 SFM	40-80 SFM	40-65 SFM										

○ Good ⊗ Best






List 143

OSG GENERAL PURPOSE-SFT

SPIRAL FLUTE	HSS	BR	S/O	TiCN	TiN	C/1.5	C/4.5P	50°	PACKED 1 PIECE
--------------	-----	----	-----	------	-----	-------	--------	-----	-------------------



EDP	Thread Size	Thread Limit	Chamfer Type	Overall Length	Thread Length	Neck Length	Shank Diameter	Square Width	Square Length	Number of Flutes	Surface Treatment
				L (mm)	Lc (mm)	L1 (mm)	d (mm)	k (mm)	lk (mm)		
1985200	M3 x 0.5	D3	Bottom (1.5P)	49.20	8.30	15.79	3.58	2.79	4.76	2	Bright
1985201	M3 x 0.5	D3	Bottom (1.5P)	49.20	8.30	15.79	3.58	2.79	4.76	2	Steam Oxide
1985208	M3 x 0.5	D3	Bottom (1.5P)	49.20	8.30	15.79	3.58	2.79	4.76	2	TiCN
1985100	M3 x 0.5	D3	Plug (4.5P)	49.20	8.30	15.79	3.58	2.79	4.76	2	Bright
1985105	M3 x 0.5	D3	Plug (4.5P)	49.20	8.30	15.79	3.58	2.79	4.76	2	TiN
1985500	M4 x 0.7	D4	Bottom (1.5P)	54.00	10.00	19.30	4.27	3.33	6.35	3	Bright
1985501	M4 x 0.7	D4	Bottom (1.5P)	54.00	10.00	19.30	4.27	3.33	6.35	3	Steam Oxide
1985508	M4 x 0.7	D4	Bottom (1.5P)	54.00	10.00	19.30	4.27	3.33	6.35	3	TiCN
1985400	M4 x 0.7	D4	Plug (4.5P)	54.00	10.00	19.30	4.27	3.33	6.35	3	Bright
1985408	M4 x 0.7	D4	Plug (4.5P)	54.00	10.00	19.30	4.27	3.33	6.35	3	TiCN
1985405	M4 x 0.7	D4	Plug (4.5P)	54.00	10.00	19.30	4.27	3.33	6.35	3	TiN
1985800	M5 x 0.8	D4	Bottom (1.5P)	60.30	13.00	22.40	4.93	3.86	6.35	3	Bright
1985801	M5 x 0.8	D4	Bottom (1.5P)	60.30	13.00	22.40	4.93	3.86	6.35	3	Steam Oxide
1985808	M5 x 0.8	D4	Bottom (1.5P)	60.30	13.00	22.40	4.93	3.86	6.35	3	TiCN
1985700	M5 x 0.8	D4	Plug (4.5P)	60.30	13.00	22.40	4.93	3.86	6.35	3	Bright
1985708	M5 x 0.8	D4	Plug (4.5P)	60.30	13.00	22.40	4.93	3.86	6.35	3	TiCN
1985705	M5 x 0.8	D4	Plug (4.5P)	60.30	13.00	22.40	4.93	3.86	6.35	3	TiN
1986100	M6 x 1	D5	Bottom (1.5P)	63.50	16.30	25.70	6.48	4.85	7.94	3	Bright
1986101	M6 x 1	D5	Bottom (1.5P)	63.50	16.30	25.70	6.48	4.85	7.94	3	Steam Oxide
1986108	M6 x 1	D5	Bottom (1.5P)	63.50	16.30	25.70	6.48	4.85	7.94	3	TiCN
1986000	M6 x 1	D5	Plug (4.5P)	63.50	16.30	25.70	6.48	4.85	7.94	3	Bright
1986008	M6 x 1	D5	Plug (4.5P)	63.50	16.30	25.70	6.48	4.85	7.94	3	TiCN
1986005	M6 x 1	D5	Plug (4.5P)	63.50	16.30	25.70	6.48	4.85	7.94	3	TiN
1986400	M8 x 1.25	D5	Bottom (1.5P)	69.10	18.00	28.70	8.08	6.05	9.53	3	Bright
1986401	M8 x 1.25	D5	Bottom (1.5P)	69.10	18.00	28.70	8.08	6.05	9.53	3	Steam Oxide
1986408	M8 x 1.25	D5	Bottom (1.5P)	69.10	18.00	28.70	8.08	6.05	9.53	3	TiCN
1986300	M8 x 1.25	D5	Plug (4.5P)	69.10	18.00	28.70	8.08	6.05	9.53	3	Bright
1986308	M8 x 1.25	D5	Plug (4.5P)	69.10	18.00	28.70	8.08	6.05	9.53	3	TiCN
1986305	M8 x 1.25	D5	Plug (4.5P)	69.10	18.00	28.70	8.08	6.05	9.53	3	TiN
1986700	M10 x 1.5	D6	Bottom (1.5P)	74.60	19.50	31.69	9.68	7.26	11.11	3	Bright
1986701	M10 x 1.5	D6	Bottom (1.5P)	74.60	19.50	31.69	9.68	7.26	11.11	3	Steam Oxide
1986708	M10 x 1.5	D6	Bottom (1.5P)	74.60	19.50	31.69	9.68	7.26	11.11	3	TiCN
1986600	M10 x 1.5	D6	Plug (4.5P)	74.60	19.50	31.69	9.68	7.26	11.11	3	Bright
1986608	M10 x 1.5	D6	Plug (4.5P)	74.60	19.50	31.69	9.68	7.26	11.11	3	TiCN
1986605	M10 x 1.5	D6	Plug (4.5P)	74.60	19.50	31.69	9.68	7.26	11.11	3	TiN
1987000	M12 x 1.75	D6	Bottom (1.5P)	85.70	24.40	48.99	9.32	6.99	11.11	3	Bright
1987001	M12 x 1.75	D6	Bottom (1.5P)	85.70	24.40	48.99	9.32	6.99	11.11	3	Steam Oxide
1987008	M12 x 1.75	D6	Bottom (1.5P)	85.70	24.40	48.99	9.32	6.99	11.11	3	TiCN
1986900	M12 x 1.75	D6	Plug (4.5P)	85.70	24.40	48.99	9.32	6.99	11.11	3	Bright
1986908	M12 x 1.75	D6	Plug (4.5P)	85.70	24.40	48.99	9.32	6.99	11.11	3	TiCN
1986905	M12 x 1.75	D6	Plug (4.5P)	85.70	24.40	48.99	9.32	6.99	11.11	3	TiN

● Stocked ○ Available Upon Request; MOQ May Apply ▲ Globally Stocked
 Note: Other coatings are available upon request.



P					M			K	N		S		H			
Steel					Stainless Steel			Cast Iron	Non-Ferrous		HRSA		Hardened Steel			
Carbon Steel			Alloy Steel	Die Steel	300	400	17-4 PH		Aluminum		Nickel Alloy	Titanium	~35 HRC	35-45 HRC	45-50 HRC	50-70 HRC
Low	Medium	High							6061	Casting						
1010	1018	1035	1045	1065	4140	4340		6061	7075							
○	○	○						○	○							
25-80 SFM	20-50 SFM	20-45 SFM						25-75 SFM	40-80 SFM	40-65 SFM						

○ Good ○ Best





GENERAL PURPOSE

ABOUT OSG

DRILLING

THREADING

MILLING

HOLDERS

INDEX

List 13020

OSG GENERAL PURPOSE-SFT

SPIRAL FLUTE	HSS	S/O	C/1.5	C/4P	45°	PACKED 1 PIECE
--------------	-----	-----	-------	------	-----	-------------------



EDP	Thread Size	Thread Limit	Chamfer Type	Overall Length	Thread Length	Neck Length	Shank Diameter	Square Width	Square Length	Number of Flutes	
				L (Inch)	Lc (Inch)	L1 (Inch)	d (Inch)	k (Inch)	lk (Inch)		
1302001401	●	No. 6 - 32 UNC	H3	Bottom (1.5P)	2.000	0.248	0.685	0.141	0.110	0.188	3
1302000101	●	No. 6 - 32 UNC	H3	Plug (4P)	2.000	0.248	0.685	0.141	0.110	0.188	3
1302001501	●	No. 8 - 32 UNC	H3	Bottom (1.5P)	2.125	0.251	0.751	0.168	0.131	0.250	3
1302000201	●	No. 8 - 32 UNC	H3	Plug (4P)	2.125	0.251	0.751	0.168	0.131	0.250	3
1302001601	●	No. 10 - 24 UNC	H3	Bottom (1.5P)	2.375	0.326	0.866	0.194	0.152	0.250	3
1302000301	●	No. 10 - 24 UNC	H3	Plug (4P)	2.375	0.326	0.866	0.194	0.152	0.250	3
1302001701	●	No. 10 - 32 UNF	H3	Bottom (1.5P)	2.375	0.326	0.866	0.194	0.152	0.250	3
1302000401	●	No. 10 - 32 UNF	H3	Plug (4P)	2.375	0.326	0.866	0.194	0.152	0.250	3
1302001801	●	1/4 - 20 UNC	H3	Bottom (1.5P)	2.500	0.397	0.996	0.255	0.191	0.313	3
1302000501	●	1/4 - 20 UNC	H3	Plug (4P)	2.500	0.397	0.996	0.255	0.191	0.313	3
1302001901	●	1/4 - 28 UNF	H3	Bottom (1.5P)	2.500	0.397	0.996	0.255	0.191	0.313	3
1302000601	●	1/4 - 28 UNF	H3	Plug (4P)	2.500	0.397	0.996	0.255	0.191	0.313	3
1302002001	●	5/16 - 18 UNC	H3	Bottom (1.5P)	2.719	0.444	1.125	0.318	0.238	0.375	3
1302000701	●	5/16 - 18 UNC	H3	Plug (4P)	2.719	0.444	1.125	0.318	0.238	0.375	3
1302002101	●	5/16 - 24 UNF	H3	Bottom (1.5P)	2.719	0.444	1.125	0.318	0.238	0.375	3
1302000801	●	5/16 - 24 UNF	H3	Plug (4P)	2.719	0.444	1.125	0.318	0.238	0.375	3
1302002201	●	3/8 - 16 UNC	H3	Bottom (1.5P)	2.938	0.500	1.251	0.381	0.286	0.438	3
1302000901	●	3/8 - 16 UNC	H3	Plug (4P)	2.938	0.500	1.251	0.381	0.286	0.438	3
1302002301	●	3/8 - 24 UNF	H3	Bottom (1.5P)	2.938	0.500	1.251	0.381	0.286	0.438	3
1302001001	●	3/8 - 24 UNF	H3	Plug (4P)	2.938	0.500	1.251	0.381	0.286	0.438	3
1302002401	●	1/2 - 13 UNC	H3	Bottom (1.5P)	3.375	0.614	1.933	0.367	0.275	0.438	3
1302001101	●	1/2 - 13 UNC	H3	Plug (4P)	3.375	0.614	1.933	0.367	0.275	0.438	3
1302002501	●	5/8 - 11 UNC	H3	Bottom (1.5P)	3.813	0.728	2.125	0.480	0.360	0.563	4
1302001201	●	5/8 - 11 UNC	H3	Plug (4P)	3.813	0.728	2.125	0.480	0.360	0.563	4
1302002601	●	5/8 - 18 UNF	H3	Bottom (1.5P)	3.813	0.728	2.125	0.480	0.360	0.563	4
1302001301	●	5/8 - 18 UNF	H3	Plug (4P)	3.813	0.728	2.125	0.480	0.360	0.563	4

● Stocked ○ Available Upon Request; MOQ May Apply ▲ Globally Stocked

Note: Other coatings are available upon request.



P					M			K	N		S		H				
Steel					Stainless Steel			Cast Iron	Non-Ferrous		HRSA		Hardened Steel				
Carbon Steel			Alloy Steel	Die Steel					Aluminum		Nickel Alloy	Titanium					
Low	Medium	High			300	400	17-4 PH		6061 7075	Casting			Inconel	6Al4V (30 HRC)	~35 HRC	35-45 HRC	45-50 HRC
○	○	○					○	○	○								
25-80 SFM	20-50 SFM	20-45 SFM					25-75 SFM	40-80 SFM	40-65 SFM								

○ Good ⊗ Best






List 123

OSG GENERAL PURPOSE EX-SFT, JIS

SPIRAL FLUTE	HSSE	BR	C/2.5P	50°	PACKED 1 PIECE
--------------	------	----	--------	-----	-------------------



EDP	Thread Size	Thread Limit	Overall Length	Thread Length	Neck Length	Shank Diameter	Square Width	Square Length	Number of Flutes
			L (mm)	Lc (mm)	L1 (mm)	d (mm)	k (mm)	lk (mm)	
11544	M3 x 0.5	OH2	47.00	6.00	19.00	4.00	3.20	6.00	3
11556	M4 x 0.7	OH2	55.00	8.40	22.70	5.00	4.00	7.00	3
11571	M5 x 0.8	OH2	64.00	10.00	26.10	5.50	4.50	7.00	3
11583	M6 x 1	OH2	67.00	12.00	31.60	6.00	4.50	7.00	3
11601	M8 x 1.25	OH2	70.00	15.00	37.00	6.20	5.00	8.00	3
11624	M10 x 1.25	OH2	75.00	18.00	41.00	7.00	5.50	8.00	3
11621	M10 x 1.5	OH2	75.00	18.00	41.00	7.00	5.50	8.00	3
11653	M12 x 1.5	OH2	82.00	21.00	48.00	8.50	6.50	9.00	3
11650	M12 x 1.75	OH2	82.00	21.00	48.00	8.50	6.50	9.00	3
11683	M14 x 1.5	OH2	88.00	30.00	48.00	10.50	8.00	11.00	3
11680	M14 x 2	OH2	88.00	30.00	48.00	10.50	8.00	11.00	3
11708	M16 x 1.5	OH2	95.00	32.00	52.00	12.50	10.00	13.00	3
11705	M16 x 2	OH2	95.00	32.00	52.00	12.50	10.00	13.00	3
11735	M18 x 1.5	OH2	100.00	37.00	55.00	14.00	11.00	14.00	4
11730	M18 x 2.5	OH2	100.00	37.00	55.00	14.00	11.00	14.00	4
11762	M20 x 1.5	OH2	105.00	37.00	58.00	15.00	12.00	15.00	4
11757	M20 x 2.5	OH2	105.00	37.00	58.00	15.00	12.00	15.00	4
11772	M22 x 2.5	OH2	115.00	38.00	63.00	17.00	13.00	16.00	4
11799	M24 x 3	OH2	120.00	45.00	66.00	19.00	15.00	18.00	4

● Stocked ○ Available Upon Request; MOQ May Apply ▲ Globally Stocked

Note: Other coatings available upon request. List 123 Taps will normally produce JIS Class II and ISO 6H Limits.



P					M			K	N		S		H						
Steel					Stainless Steel			Cast Iron	Non-Ferrous		HRSA		Hardened Steel						
Carbon Steel			Alloy Steel	Die Steel					Aluminum		Nickel Alloy	Titanium							
Low	Medium	High			300	400	17-4 PH		6061	Casting			Inconel	6Al4V (30 HRC)	~35 HRC	35-45 HRC	45-50 HRC	50-70 HRC	
1010	1018	1035	1045	1065	4140	4340													
○	○	○						○	○	○									
25-80 SFM	20-50 SFM	20-45 SFM						25-75 SFM	40-80 SFM	40-65 SFM									

○ Good ○ Best





GENERAL PURPOSE LS

ABOUT OSG

DRILLING

THREADING


MILLING

HOLDERS

INDEX

List 918

OSG GENERAL PURPOSE-LS-SFT, Long Shank



EDP	Thread Size	Thread Limit	Chamfer Type	Overall Length	Thread Length	Neck Length	Shank Diameter	Square Width	Square Length	Number of Flutes
				L (Inch)	Lc (Inch)	L1 (Inch)	d (Inch)	k (Inch)	lk (Inch)	
1296100	● No. 4 - 40 UNC	H2	Bottom (1.5P)	4.000	0.326	0.555	0.141	0.110	0.188	2
1296000	● No. 4 - 40 UNC	H2	Plug (4.5P)	4.000	0.326	0.555	0.141	0.110	0.188	2
1296300	● No. 6 - 32 UNC	H3	Bottom (1.5P)	4.000	0.397	0.685	0.141	0.110	0.188	2
1296500	● No. 6 - 32 UNC	H3	Bottom (1.5P)	6.000	0.397	0.685	0.141	0.110	0.188	2
1296200	● No. 6 - 32 UNC	H3	Plug (4.5P)	4.000	0.397	0.685	0.141	0.110	0.188	2
1296400	● No. 6 - 32 UNC	H3	Plug (4.5P)	6.000	0.397	0.685	0.141	0.110	0.188	2
1296700	● No. 8 - 32 UNC	H3	Bottom (1.5P)	4.000	0.401	0.759	0.168	0.131	0.250	3
1296900	● No. 8 - 32 UNC	H3	Bottom (1.5P)	6.000	0.472	0.830	0.168	0.131	0.250	3
1296600	● No. 8 - 32 UNC	H3	Plug (4.5P)	4.000	0.401	0.759	0.168	0.131	0.250	3
1296800	● No. 8 - 32 UNC	H3	Plug (4.5P)	6.000	0.472	0.830	0.168	0.131	0.250	3
1297100	● No. 10 - 24 UNC	H3	Bottom (1.5P)	4.000	0.511	0.874	0.194	0.152	0.250	3
1297300	● No. 10 - 24 UNC	H3	Bottom (1.5P)	6.000	0.511	0.874	0.194	0.152	0.250	3
1297000	● No. 10 - 24 UNC	H3	Plug (4.5P)	4.000	0.511	0.874	0.194	0.152	0.250	3
1297200	● No. 10 - 24 UNC	H3	Plug (4.5P)	6.000	0.511	0.874	0.194	0.152	0.250	3
1297500	● No. 10 - 32 UNF	H3	Bottom (1.5P)	4.000	0.511	0.874	0.194	0.152	0.250	3
1297700	● No. 10 - 32 UNF	H3	Bottom (1.5P)	6.000	0.511	0.874	0.194	0.152	0.250	3
1297400	● No. 10 - 32 UNF	H3	Plug (4.5P)	4.000	0.511	0.874	0.194	0.152	0.250	3
1297600	● No. 10 - 32 UNF	H3	Plug (4.5P)	6.000	0.511	0.874	0.194	0.152	0.250	3
1297900	● 1/4 - 20 UNC	H3	Bottom (1.5P)	4.000	0.645	1.007	0.255	0.191	0.313	3
1298100	● 1/4 - 20 UNC	H3	Bottom (1.5P)	6.000	0.645	1.007	0.255	0.191	0.313	3
1297800	● 1/4 - 20 UNC	H3	Plug (4.5P)	4.000	0.645	1.007	0.255	0.191	0.313	3
1298000	● 1/4 - 20 UNC	H3	Plug (4.5P)	6.000	0.645	1.007	0.255	0.191	0.313	3
1298300	● 1/4 - 28 UNF	H3	Bottom (1.5P)	6.000	0.645	1.007	0.255	0.191	0.313	3
1298200	● 1/4 - 28 UNF	H3	Plug (4.5P)	6.000	0.645	1.007	0.255	0.191	0.313	3
1298500	● 5/16 - 18 UNC	H3	Bottom (1.5P)	6.000	0.708	1.129	0.318	0.238	0.375	3
1298400	● 5/16 - 18 UNC	H3	Plug (4.5P)	6.000	0.708	1.129	0.318	0.238	0.375	3
1298700	● 3/8 - 16 UNC	H3	Bottom (1.5P)	6.000	0.771	1.251	0.381	0.286	0.438	3
1298600	● 3/8 - 16 UNC	H3	Plug (4.5P)	6.000	0.771	1.251	0.381	0.286	0.438	3
1298900	● 7/16 - 14 UNC	H3	Bottom (1.5P)	6.000	0.901	1.708	0.323	0.242	0.406	3
1298800	● 7/16 - 14 UNC	H3	Plug (4.5P)	6.000	0.901	1.708	0.323	0.242	0.406	3
1299100	● 1/2 - 13 UNC	H3	Bottom (1.5P)	6.000	0.960	1.929	0.367	0.275	0.438	3
1299000	● 1/2 - 13 UNC	H3	Plug (4.5P)	6.000	0.960	1.929	0.367	0.275	0.438	3
1299300	● 5/8 - 11 UNC	H3	Bottom (1.5P)	6.000	1.110	2.129	0.480	0.360	0.563	4
1299200	● 5/8 - 11 UNC	H3	Plug (4.5P)	6.000	1.110	2.129	0.480	0.360	0.563	4

● Stocked ○ Available Upon Request; MOQ May Apply ▲ Globally Stocked

Note: Other coatings are available upon request.



P					M			K	N		S		H					
Steel					Stainless Steel			Cast Iron	Non-Ferrous		HRSA		Hardened Steel					
Carbon Steel			Alloy Steel	Die Steel					Aluminum		Nickel Alloy	Titanium						
Low	Medium	High							6061	Casting			Inconel	6Al4V	~35 HRC	35-45 HRC	45-50 HRC	50-70 HRC
1010	1035	1045	1065	4140	4340	300	400	17-4 PH	6061	7075	Casting	Inconel	6Al4V	(30 HRC)	~35 HRC	35-45 HRC	45-50 HRC	50-70 HRC
○	○	○							○	○	○							
25-80 SFM	20-50 SFM	20-45 SFM							25-75 SFM	40-80 SFM	40-65 SFM							

○ Good ⊗ Best





List 16515

A BRAND A-POT, DIN Overall Length



EDP	Thread Size	Thread Limit	Overall Length	Thread Length	Neck Length	Shank Diameter	Square Width	Square Length	Number of Flutes	
			L (Inch)	Lc (Inch)	L1 (Inch)	d (Inch)	k (Inch)	lk (Inch)		
1651505608	●	No. 2 - 56 UNC	H2	1.772	0.437	0.476	0.141	0.110	0.188	2
1651505708	●	No. 2 - 64 UNF	H2	1.772	0.437	0.476	0.141	0.110	0.188	2
1651505808	●	No. 3 - 48 UNC	H2	1.969	0.500	0.539	0.141	0.110	0.188	2
1651505908	●	No. 3 - 56 UNF	H2	1.969	0.500	0.539	0.141	0.110	0.188	2
1651500108	●	No. 4 - 40 UNC	H2	2.205	0.295	0.704	0.141	0.110	0.188	2
1651500208	●	No. 4 - 48 UNF	H2	2.205	0.295	0.704	0.141	0.110	0.188	2
1651500308	●	No. 6 - 40 UNC	H2	2.205	0.299	0.708	0.141	0.110	0.188	3
1651500408	●	No. 5 - 44 UNF	H2	2.205	0.299	0.708	0.141	0.110	0.188	3
1651500608	●	No. 6 - 32 UNC	H2	2.205	0.370	0.783	0.141	0.110	0.188	3
1651500508	●	No. 6 - 32 UNC	H3	2.205	0.370	0.783	0.141	0.110	0.188	3
1651500708	●	No. 6 - 40 UNF	H2	2.205	0.370	0.783	0.141	0.110	0.188	3
1651500908	●	No. 8 - 32 UNC	H2	2.480	0.374	0.826	0.168	0.131	0.250	3
1651500808	●	No. 8 - 32 UNC	H3	2.480	0.374	0.826	0.168	0.131	0.250	3
1651501008	●	No. 8 - 36 UNF	H2	2.480	0.374	0.826	0.168	0.131	0.250	3
1651501108	●	No. 10 - 24 UNC	H3	2.756	0.492	0.976	0.194	0.152	0.250	3
1651501308	●	No. 10 - 32 UNF	H2	2.756	0.492	0.976	0.194	0.152	0.250	3
1651501208	●	No. 10 - 32 UNF	H3	2.756	0.492	0.976	0.194	0.152	0.250	3
1651501408	●	No. 12 - 24 UNC	H3	3.150	0.496	1.177	0.220	0.165	0.281	3
1651501508	●	No. 12 - 28 UNF	H3	3.150	0.496	1.177	0.220	0.165	0.281	3
1651506008	●	No. 12 - 32 UNEF	H3	3.150	0.496	1.177	0.220	0.165	0.281	3
1651501708	●	1/4 - 20 UNC	H3	3.150	0.594	1.177	0.255	0.191	0.313	3
1651501608	●	1/4 - 20 UNC	H5	3.150	0.594	1.177	0.255	0.191	0.313	3
1651501908	●	1/4 - 28 UNF	H3	3.150	0.590	1.173	0.255	0.191	0.313	3
1651501808	●	1/4 - 28 UNF	H4	3.150	0.590	1.173	0.255	0.191	0.313	3
1651506108	●	1/4 - 32 UNEF	H3	3.150	0.586	1.169	0.255	0.191	0.313	3
1651502108	●	5/16 - 18 UNC	H3	3.543	0.665	1.377	0.318	0.238	0.375	3
1651502008	●	5/16 - 18 UNC	H5	3.543	0.665	1.377	0.318	0.238	0.375	3
1651502308	●	5/16 - 24 UNF	H3	3.543	0.661	1.374	0.318	0.238	0.375	3
1651502208	●	5/16 - 24 UNF	H4	3.543	0.661	1.374	0.318	0.238	0.375	3
1651506208	●	5/16 - 32 UNEF	H3	3.150	0.653	1.366	0.318	0.238	0.375	3
1651502508	●	3/8 - 16 UNC	H3	3.937	0.751	1.535	0.381	0.286	0.438	3
1651502408	●	3/8 - 16 UNC	H5	3.937	0.751	1.535	0.381	0.286	0.438	3
1651502708	●	3/8 - 24 UNF	H3	3.543	0.751	1.377	0.381	0.286	0.438	3
1651502608	●	3/8 - 24 UNF	H4	3.543	0.751	1.377	0.381	0.286	0.438	3
1651506308	●	3/8 - 32 UNEF	H3	3.543	0.744	1.370	0.381	0.286	0.438	3
1651502908	●	7/16 - 14 UNC	H3	3.937	0.858	1.291	0.323	0.242	0.406	3
1651502808	●	7/16 - 14 UNC	H5	3.937	0.858	1.291	0.323	0.242	0.406	3
1651503108	●	7/16 - 20 UNF	H3	3.937	0.858	1.291	0.323	0.242	0.406	3
1651503008	●	7/16 - 20 UNF	H5	3.937	0.858	1.291	0.323	0.242	0.406	3
1651506408	●	7/16 - 28 UNEF	H4	3.543	0.858	1.291	0.323	0.242	0.406	3
1651503308	●	1/2 - 13 UNC	H3	4.331	0.921	1.354	0.367	0.275	0.438	3
1651503208	●	1/2 - 13 UNC	H5	4.331	0.921	1.354	0.367	0.275	0.438	3

● Stocked ○ Available Upon Request; MOQ May Apply ▲ Globally Stocked



CONTINUED ➔

P					M			K	N		S		H						
Steel					Stainless Steel			Cast Iron	Non-Ferrous		HRSA		Hardened Steel						
Carbon Steel			Alloy Steel	Die Steel	300	400	17-4 PH		Aluminum		Nickel Alloy	Titanium							
Low	Medium	High							6061	Casting			Inconel	6Al4V (30 HRC)	~35 HRC	35-45 HRC	45-50 HRC	50-70 HRC	
1010	1035	1045	1065	4140				4340											
1018	1045	1065		4340															
○	○	○	○	○				○	○	○			○						
80-120 SFM	80-120 SFM	80-120 SFM	40-65 SFM	35-55 SFM	25-75 SFM	25-60 SFM	25-60 SFM	60-100 SFM	70-120 SFM	70-120 SFM			40-65 SFM						

○ Good ○ Best





A Brand A-POT

Advanced Performance Taps for a Variety of Materials

ABOUT OSG

DRILLING

THREADING


MILLING

HOLDERS

INDEX

List 16515 (Continued)

A BRAND A-POT, DIN Overall Length



EDP	Thread Size	Thread Limit	Overall Length	Thread Length	Neck Length	Shank Diameter	Square Width	Square Length	Number of Flutes
			L (Inch)	Lc (Inch)	L1 (Inch)	d (Inch)	k (Inch)	lk (Inch)	
1651503508	1/2 - 20 UNF	H3	3.937	0.921	1.354	0.367	0.275	0.438	3
1651503408	1/2 - 20 UNF	H5	3.937	0.921	1.354	0.367	0.275	0.438	3
1651506508	1/2 - 28 UNEF	H4	3.937	0.921	1.354	0.367	0.275	0.438	3
1651503708	9/16 - 12 UNC	H3	4.331	1.000	1.472	0.429	0.322	0.500	3
1651503608	9/16 - 12 UNC	H5	4.331	1.000	1.472	0.429	0.322	0.500	3
1651503908	9/16 - 18 UNF	H3	3.937	1.000	1.472	0.429	0.322	0.500	3
1651503808	9/16 - 18 UNF	H5	3.937	1.000	1.472	0.429	0.322	0.500	3
1651506608	9/16 - 24 UNEF	H4	3.937	1.000	1.472	0.429	0.322	0.500	3
1651504108	5/8 - 11 UNC	H3	4.331	1.090	1.562	0.480	0.360	0.563	3
1651504008	5/8 - 11 UNC	H5	4.331	1.090	1.562	0.480	0.360	0.563	3
1651504308	5/8 - 18 UNF	H3	3.937	1.090	1.562	0.480	0.360	0.563	3
1651504208	5/8 - 18 UNF	H5	3.937	1.090	1.562	0.480	0.360	0.563	3
1651506708	5/8 - 24 UNEF	H4	3.937	1.090	1.562	0.480	0.360	0.563	3
1651506808	11/16 - 24 UNEF	H4	4.331	1.200	1.712	0.542	0.406	0.625	3
1651504508	3/4 - 10 UNC	H3	4.921	1.200	1.712	0.590	0.442	0.688	3
1651504408	3/4 - 10 UNC	H5	4.921	1.200	1.712	0.590	0.442	0.688	3
1651504708	3/4 - 16 UNF	H3	4.331	1.200	1.712	0.590	0.442	0.688	3
1651504608	3/4 - 16 UNF	H5	4.331	1.200	1.712	0.590	0.442	0.688	3
1651506908	3/4 - 20 UNEF	H5	4.331	1.200	1.712	0.590	0.442	0.688	3
1651507008	13/16 - 20 UNEF	H5	4.921	1.200	1.712	0.652	0.489	0.688	3
1651504908	7/8 - 9 UNC	H4	5.512	1.334	1.885	0.697	0.523	0.750	3
1651504808	7/8 - 9 UNC	H6	5.512	1.334	1.885	0.697	0.523	0.750	3
1651505108	7/8 - 14 UNF	H4	4.921	1.334	1.885	0.697	0.523	0.750	3
1651505008	7/8 - 14 UNF	H6	4.921	1.334	1.885	0.697	0.523	0.750	3
1651507108	7/8 - 20 UNEF	H5	4.921	1.334	1.885	0.697	0.523	0.750	3
1651507208	15/16 - 20 UNEF	H5	5.512	1.500	2.090	0.760	0.570	0.750	3
1651505308	1 - 8 UNC	H4	6.299	1.500	2.090	0.800	0.600	0.813	3
1651505208	1 - 8 UNC	H6	6.299	1.500	2.090	0.800	0.600	0.813	3
1651505508	1 - 12 UNF	H4	5.512	1.500	2.090	0.800	0.600	0.813	3
1651505408	1 - 12 UNF	H6	5.512	1.500	2.090	0.800	0.600	0.813	3
1651507408	1 - 14 UNS	H6	5.512	1.500	2.090	0.800	0.600	0.813	3
1651507308	1 - 20 UNEF	H5	5.512	1.500	2.090	0.800	0.600	0.813	3

● Stocked ○ Available Upon Request; MOQ May Apply ▲ Globally Stocked



P					M			K	N		S		H			
Steel					Stainless Steel			Cast Iron	Non-Ferrous		HRSA		Hardened Steel			
Carbon Steel			Alloy Steel	Die Steel					Aluminum		Nickel Alloy	Titanium				
Low	Medium	High			300	400	17-4 PH		6061 7075	Casting			Inconel	6Al4V (30 HRC)	~35 HRC	35-45 HRC
1010	1035	1065	4140	4340	300	400	17-4 PH	6061 7075	Casting	Inconel	6Al4V (30 HRC)	~35 HRC	35-45 HRC	45-50 HRC	50-70 HRC	
○	○	○	○	○	○	○	○	○	○	○	○	○	○	○	○	
80-120 SFM	80-120 SFM	80-120 SFM	40-65 SFM	35-55 SFM	25-75 SFM	25-60 SFM	25-60 SFM	60-100 SFM	70-120 SFM	70-120 SFM		40-65 SFM				

○ Good ○ Best





List 16510

A BRAND A-POT, DIN Overall Length



EDP	Thread Size	Thread Limit	Overall Length	Thread Length	Neck Length	Shank Diameter	Square Width	Square Length	Number of Flutes
			L (mm)	Lc (mm)	L1 (mm)	d (mm)	k (mm)	lk (mm)	
1651003008	M1.4 x 0.3	D2	40.00	7.90	8.90	3.58	2.79	4.76	2
1651003108	M1.6 x 0.35	D3	40.00	7.90	8.90	3.58	2.79	4.76	2
1651003208	M1.7 x 0.35	D3	40.00	9.50	10.50	3.58	2.79	4.76	2
1651003308	M2 x 0.25	D2	45.00	11.10	12.10	3.58	2.79	4.76	2
1651003408	M2 x 0.4	D3	45.00	11.10	12.10	3.58	2.79	4.76	2
1651003508	M2.2 x 0.25	D2	45.00	11.10	12.10	3.58	2.79	4.76	2
1651003608	M2.2 x 0.45	D3	45.00	11.10	12.10	3.58	2.79	4.76	2
1651003708	M2.3 x 0.4	D3	45.00	11.10	12.10	3.58	2.79	4.76	2
1651003808	M2.5 x 0.35	D3	50.00	12.80	13.80	3.58	2.79	4.76	2
1651003908	M2.5 x 0.45	D3	50.00	12.80	13.80	3.58	2.79	4.76	2
1651004008	M2.6 x 0.45	D3	50.00	12.80	13.80	3.58	2.79	4.76	2
1651004108	M3 x 0.35	D3	56.00	6.10	18.10	3.58	2.79	4.76	3
1651000108	M3 x 0.5	D3	56.00	6.10	18.10	3.58	2.79	4.76	3
1651004208	M3.5 x 0.35	D3	56.00	7.20	19.80	3.58	2.79	4.76	3
1651004308	M3.5 x 0.6	D3	56.00	7.20	19.80	3.58	2.79	4.76	3
1651000208	M4 x 0.5	D3	63.00	8.40	21.00	4.27	3.33	6.35	3
1651000308	M4 x 0.7	D4	63.00	8.40	21.00	4.27	3.33	6.35	3
1651004408	M4.5 x 0.5	D3	70.00	9.10	24.80	4.93	3.86	6.35	3
1651004508	M4.5 x 0.75	D4	70.00	9.10	24.80	4.93	3.86	6.35	3
1651000408	M5 x 0.5	D3	70.00	9.10	24.80	4.93	3.86	6.35	3
1651000508	M5 x 0.8	D4	70.00	9.10	24.80	4.93	3.86	6.35	3
1651004608	M5.5 x 0.5	D3	80.00	10.80	29.70	5.59	4.19	7.14	3
1651000608	M6 x 0.5	D3	80.00	12.00	29.70	6.48	4.85	7.94	3
1651000708	M6 x 0.75	D4	80.00	12.00	29.70	6.48	4.85	7.94	3
1651000808	M6 x 1	D5	80.00	12.00	29.70	6.48	4.85	7.94	3
1651004708	M7 x 0.75	D4	80.00	12.10	29.70	8.08	6.05	9.53	3
1651004808	M7 x 1	D5	80.00	12.10	29.70	8.08	6.05	9.53	3
1651004908	M8 x 0.75	D4	80.00	15.40	30.00	8.08	6.05	9.53	3
1651000908	M8 x 1	D5	90.00	15.40	34.80	8.08	6.05	9.53	3
1651001008	M8 x 1.25	D5	90.00	15.40	34.80	8.08	6.05	9.53	3
1651005008	M9 x 0.75	D4	90.00	14.00	34.70	9.68	7.26	11.11	3
1651005108	M9 x 1	D5	90.00	14.00	34.70	9.68	7.26	11.11	3
1651005208	M9 x 1.25	D5	90.00	15.40	34.70	9.68	7.26	11.11	3
1651005308	M10 x 0.75	D4	90.00	17.00	34.80	9.68	7.26	11.11	3
1651001108	M10 x 1	D5	90.00	18.00	34.80	9.68	7.26	11.11	3
1651001208	M10 x 1.25	D5	100.00	17.00	38.90	9.68	7.26	11.11	3
1651001308	M10 x 1.5	D6	100.00	18.00	38.90	9.68	7.26	11.11	3
1651005408	M11 x 0.75	D4	90.00	18.00	29.00	8.20	6.15	10.32	3
1651005508	M11 x 1	D5	90.00	18.00	29.00	8.20	6.15	10.32	3
1651005608	M11 x 1.5	D6	100.00	18.00	29.00	8.20	6.15	10.32	3
1651001408	M12 x 1	D5	100.00	21.00	32.00	9.32	6.99	11.11	3
1651001508	M12 x 1.25	D6	100.00	21.00	32.00	9.32	6.99	11.11	3

● Stocked ○ Available Upon Request; MOQ May Apply ▲ Globally Stocked



CONTINUED ➔

P					M			K	N		S		H			
Steel					Stainless Steel			Cast Iron	Non-Ferrous		HRSA		Hardened Steel			
Carbon Steel			Alloy Steel	Die Steel					Aluminum		Nickel Alloy	Titanium				
Low	Medium	High			300	400	17-4 PH		6061 7075	Casting			Inconel	6Al4V (30 HRC)	~35 HRC	35-45 HRC
1010	1035	1065	4140	4340	300	400	17-4 PH	6061 7075	Casting	Inconel	6Al4V (30 HRC)	~35 HRC	35-45 HRC	45-50 HRC	50-70 HRC	
⊙	⊙	⊙	⊙	○	⊙	⊙	⊙	○	○			⊙				
80-120 SFM	80-120 SFM	80-120 SFM	40-65 SFM	35-55 SFM	25-75 SFM	25-60 SFM	25-60 SFM	60-100 SFM	70-120 SFM	70-120 SFM		40-65 SFM				

○ Good ⊙ Best





A Brand A-POT

Advanced Performance Taps for a Variety of Materials

ABOUT OSG

DRILLING

THREADING

MILLING

HOLDERS

INDEX

List 16510 (Continued)

A BRAND A-POT, DIN Overall Length



EDP	Thread Size	Thread Limit	Overall Length	Thread Length	Neck Length	Shank Diameter	Square Width	Square Length	Number of Flutes
			L (mm)	Lc (mm)	L1 (mm)	d (mm)	k (mm)	lk (mm)	
1651001608	M12 x 1.5	D6	100.00	21.00	32.00	9.32	6.99	11.11	3
1651001708	M12 x 1.75	D6	110.00	21.00	32.00	9.32	6.99	11.11	3
1651005708	M14 x 1	D5	100.00	24.00	36.00	10.90	8.18	12.70	4
1651005808	M14 x 1.25	D6	100.00	24.00	36.00	10.90	8.18	12.70	4
1651001808	M14 x 1.5	D6	100.00	24.00	36.00	10.90	8.18	12.70	4
1651001908	M14 x 2	D7	110.00	24.00	36.00	10.90	8.18	12.70	3
1651005908	M15 x 1	D5	100.00	24.00	36.00	12.19	9.14	14.29	4
1651007308	M15 x 1.25	D6	100.00	24.00	36.00	12.19	9.14	14.29	4
1651006008	M15 x 1.5	D6	100.00	24.00	36.00	12.19	9.14	14.29	4
1651007208	M15 x 2	D7	110.00	24.00	36.00	12.19	9.14	14.29	3
1651006108	M16 x 1	D5	100.00	24.00	36.00	12.19	9.14	14.29	4
1651007408	M16 x 1.25	D6	100.00	24.00	36.00	12.19	9.14	14.29	4
1651002008	M16 x 1.5	D6	100.00	24.00	36.00	12.19	9.14	14.29	4
1651002108	M16 x 2	D7	110.00	24.00	36.00	12.19	9.14	14.29	3
1651006208	M17 x 1	D5	100.00	24.00	36.00	13.77	10.31	15.88	4
1651007508	M17 x 1.25	D6	100.00	24.00	36.00	13.77	10.31	15.88	4
1651006308	M17 x 1.5	D6	100.00	24.00	36.00	13.77	10.31	15.88	4
1651006408	M18 x 1	D5	110.00	30.00	43.00	13.77	10.31	15.88	4
1651007608	M18 x 1.25	D6	110.00	30.00	43.00	13.77	10.31	15.88	4
1651002208	M18 x 1.5	D6	110.00	30.00	43.00	13.77	10.31	15.88	4
1651006508	M18 x 2	D7	125.00	30.00	43.00	13.77	10.31	15.88	4
1651002308	M18 x 2.5	D7	125.00	30.00	43.00	13.77	10.31	15.88	3
1651006608	M20 x 1	D5	125.00	30.00	44.00	16.56	12.42	17.46	4
1651002408	M20 x 1.5	D6	125.00	30.00	44.00	16.56	12.42	17.46	4
1651006708	M20 x 2	D7	140.00	30.00	44.00	16.56	12.42	17.46	4
1651002508	M20 x 2.5	D7	140.00	30.00	44.00	16.56	12.42	17.46	3
1651006808	M22 x 1	D5	125.00	30.00	44.00	17.70	13.28	19.05	4
1651002608	M22 x 1.5	D6	125.00	30.00	44.00	17.70	13.28	19.05	4
1651006908	M22 x 2	D7	140.00	30.00	44.00	17.70	13.28	19.05	4
1651002708	M22 x 2.5	D7	140.00	30.00	44.00	17.70	13.28	19.05	3
1651007008	M24 x 1	D5	140.00	36.00	51.00	19.30	14.48	19.05	4
1651002808	M24 x 1.5	D6	140.00	36.00	51.00	19.30	14.48	19.05	4
1651007108	M24 x 2	D7	140.00	36.00	51.00	19.30	14.48	19.05	4
1651002908	M24 x 3	D8	160.00	36.00	51.00	19.30	14.48	19.05	3

● Stocked ○ Available Upon Request; MOQ May Apply ▲ Globally Stocked



P					M			K	N		S		H			
Steel					Stainless Steel			Cast Iron	Non-Ferrous		HRSA		Hardened Steel			
Carbon Steel			Alloy Steel	Die Steel					Aluminum		Nickel Alloy	Titanium				
Low	Medium	High			300	400	17-4 PH	6061	Casting	Inconel			6Al4V	~35 HRC	35-45 HRC	45-50 HRC
1010	1035	1065	4140				7075			(30 HRC)						
1018	1045		4340													
○	○	○	○	○	○	○	○	○	○			○				
80-120 SFM	80-120 SFM	80-120 SFM	40-65 SFM	35-55 SFM	25-75 SFM	25-60 SFM	25-60 SFM	60-100 SFM	70-120 SFM	70-120 SFM			40-65 SFM			

○ Good ○ Best





List 16555

A BRAND A-OIL-POT, DIN Overall Length



SPIRAL POINT	VC10	V	3 FLUTE	C/4P	0°	PACKED 1 PIECE
--------------	------	---	---------	------	----	-------------------



EDP	Thread Size	Thread Limit	Overall Length	Thread Length	Neck Length	Shank Diameter	Square Width	Square Length	Number of Flutes	
			L (Inch)	Lc (Inch)	L1 (Inch)	d (Inch)	k (Inch)	lk (Inch)		
1655500108	●	1/4 - 20 UNC	H5	3.150	0.598	1.181	0.255	0.191	0.313	3
1655500208	●	1/4 - 28 UNF	H4	3.150	0.598	1.181	0.255	0.191	0.313	3
1655500308	●	5/16 - 18 UNC	H5	3.543	0.665	1.377	0.318	0.238	0.375	3
1655500408	●	5/16 - 24 UNF	H4	3.543	0.665	1.377	0.318	0.238	0.375	3
1655500508	●	3/8 - 16 UNC	H5	3.937	0.751	1.535	0.381	0.286	0.438	3
1655500608	●	3/8 - 24 UNF	H4	3.543	0.751	1.377	0.381	0.286	0.438	3
1655500708	●	7/16 - 14 UNC	H5	3.937	0.858	1.291	0.323	0.242	0.406	3
1655500808	●	7/16 - 20 UNF	H5	3.937	0.858	1.291	0.323	0.242	0.406	3
1655500908	●	1/2 - 13 UNC	H5	4.331	0.921	1.354	0.367	0.275	0.438	3
1655501008	●	1/2 - 20 UNF	H5	3.937	0.921	1.354	0.367	0.275	0.438	3
1655501108	●	9/16 - 12 UNC	H5	4.331	1.000	1.472	0.429	0.322	0.500	3
1655501208	●	9/16 - 18 UNF	H5	3.937	1.000	1.472	0.429	0.322	0.500	3
1655501308	●	5/8 - 11 UNC	H5	4.331	1.090	1.562	0.480	0.360	0.563	3
1655501408	●	5/8 - 18 UNF	H5	3.937	1.090	1.562	0.480	0.360	0.563	3
1655501508	●	3/4 - 10 UNC	H5	4.921	1.200	1.712	0.590	0.442	0.688	3
1655501608	●	3/4 - 16 UNF	H5	4.331	1.200	1.712	0.590	0.442	0.688	3
1655501708	●	7/8 - 9 UNC	H6	5.512	1.334	1.885	0.697	0.523	0.750	3
1655501808	●	7/8 - 14 UNF	H6	4.921	1.334	1.885	0.697	0.523	0.750	3
1655501908	●	1 - 8 UNC	H6	6.299	1.500	2.090	0.800	0.600	0.813	3
1655502008	●	1 - 12 UNF	H6	5.512	1.500	2.090	0.800	0.600	0.813	3

● Stocked ○ Available Upon Request; MOQ May Apply ▲ Globally Stocked



ABOUT OSG

DRILLING

THREADING

MILLING

HOLDERS

INDEX

P					M			K	N		S		H			
Steel					Stainless Steel			Cast Iron	Non-Ferrous		HRSA		Hardened Steel			
Carbon Steel			Alloy Steel	Die Steel	Aluminum		Nickel Alloy		Titanium							
Low	Medium	High			6061	7075				Casting	Inconel	6Al4V (30 HRC)	~35 HRC	35-45 HRC	45-50 HRC	50-70 HRC
1010	1035	1065	4140	4340	300	400	17-4 PH	6061	7075	Casting	Inconel	6Al4V (30 HRC)	~35 HRC	35-45 HRC	45-50 HRC	50-70 HRC
○	○	○	○	○	○	○	○	○	○	○			○			
100-200 SFM	100-200 SFM	100-200 SFM	50-120 SFM	45-110 SFM	40-120 SFM	40-120 SFM	40-100 SFM	80-160 SFM	90-220 SFM	90-220 SFM			60-120 SFM			

○ Good ○ Best





A Brand A-OIL-POT

Advanced Performance Taps for a Variety of Materials

ABOUT OSG

DRILLING

THREADING

MILLING

HOLDERS

INDEX

List 16550

A BRAND A-OIL-POT, DIN Overall Length



SPIRAL POINT	VC10	V		C/4P	0°	PACKED 1 PIECE
--------------	------	---	--	------	----	-------------------



EDP	Thread Size	Thread Limit	Overall Length	Thread Length	Neck Length	Shank Diameter	Square Width	Square Length	Number of Flutes
			L (mm)	Lc (mm)	L1 (mm)	d (mm)	k (mm)	lk (mm)	
1655000108	M6 x 0.75	D4	80.00	12.00	30.00	6.48	4.85	7.94	3
1655000208	M6 x 1	D5	80.00	12.00	30.00	6.48	4.85	7.94	3
1655000308	M7 x 1	D5	80.00	12.00	30.00	8.08	6.05	9.53	3
1655000408	M8 x 0.75	D4	80.00	15.00	30.00	8.08	6.05	9.53	3
1655000508	M8 x 1	D5	90.00	15.00	35.00	8.08	6.05	9.53	3
1655000608	M8 x 1.25	D5	90.00	15.00	35.00	8.08	6.05	9.53	3
1655000708	M9 x 1.25	D5	90.00	15.00	35.00	9.68	7.26	11.11	3
1655000808	M10 x 1	D5	90.00	18.00	35.00	9.68	7.26	11.11	3
1655000908	M10 x 1.25	D5	100.00	18.00	39.00	9.68	7.26	11.11	3
1655001008	M10 x 1.5	D6	100.00	18.00	39.00	9.68	7.26	11.11	3
1655001108	M11 x 1.5	D5	100.00	18.00	29.00	8.20	6.15	10.32	3
1655001208	M12 x 1	D5	100.00	21.00	32.00	9.32	6.99	11.11	3
1655001308	M12 x 1.25	D6	100.00	21.00	32.00	9.32	6.99	11.11	3
1655001408	M12 x 1.5	D6	100.00	21.00	32.00	9.32	6.99	11.11	3
1655001508	M12 x 1.75	D6	110.00	21.00	32.00	9.32	6.99	11.11	3
1655001608	M14 x 1.5	D6	100.00	24.00	36.00	10.90	8.18	12.70	4
1655001708	M14 x 2	D7	110.00	24.00	36.00	10.90	8.18	12.70	3
1655001808	M15 x 1.5	D6	100.00	24.00	36.00	12.19	9.14	14.29	4
1655001908	M16 x 1.5	D6	100.00	24.00	36.00	12.19	9.14	14.29	4
1655002008	M16 x 2	D7	110.00	24.00	36.00	12.19	9.14	14.29	3
1655002108	M17 x 1.5	D6	100.00	24.00	36.00	13.77	10.31	15.88	4
1655002208	M18 x 1.5	D6	110.00	30.00	43.00	13.77	10.31	15.88	4
1655002308	M18 x 2.5	D7	125.00	30.00	43.00	13.77	10.31	15.88	3
1655002408	M20 x 1.5	D6	125.00	30.00	44.00	16.56	12.42	17.46	4
1655002508	M20 x 2.5	D7	140.00	30.00	44.00	16.56	12.42	17.46	3
1655002608	M22 x 1.5	D6	125.00	30.00	44.00	17.70	13.28	19.05	4
1655002708	M22 x 2	D7	140.00	30.00	44.00	17.70	13.28	19.05	4
1655002808	M22 x 2.5	D7	140.00	30.00	44.00	17.70	13.28	19.05	3
1655002908	M24 x 1.5	D6	140.00	36.00	51.00	19.30	14.48	19.05	4
1655003008	M24 x 2	D7	140.00	36.00	51.00	19.30	14.48	19.05	4
1655003108	M24 x 3	D8	160.00	36.00	51.00	19.30	14.48	19.05	3

● Stocked ○ Available Upon Request; MOQ May Apply ▲ Globally Stocked



P					M			K	N		S		H			
Steel					Stainless Steel			Cast Iron	Non-Ferrous		HRSA		Hardened Steel			
Carbon Steel			Alloy Steel	Die Steel					Aluminum		Nickel Alloy	Titanium				
Low	Medium	High			300	400	17-4 PH		6061 7075	Casting			Inconel	6Al4V (30 HRC)	~35 HRC	35-45 HRC
1010	1035	1065	4140	4340	300	400	17-4 PH	6061 7075	Casting	Inconel	6Al4V (30 HRC)	~35 HRC	35-45 HRC	45-50 HRC	50-70 HRC	
○	○	○	○	○	○	○	○	○	○			○				
100-200 SFM	100-200 SFM	100-200 SFM	50-120 SFM	45-110 SFM	40-120 SFM	40-120 SFM	40-100 SFM	80-160 SFM	90-220 SFM	90-220 SFM		60-120 SFM				

○ Good ○ Best






List 16535

A BRAND A-LT-POT, Long Shank

A **VC10** **PACKED 1 PIECE**



EDP	Thread Size	Thread Limit	Overall Length	Thread Length	Neck Length	Shank Diameter	Square Width	Square Length	Number of Flutes	
			L (Inch)	Lc (Inch)	L1 (Inch)	d (Inch)	k (Inch)	lk (Inch)		
1653506008	●	No. 4 - 40 UNC	H2	3.149	0.342	0.751	0.141	0.110	0.188	2
1653506108	●	No. 4 - 48 UNF	H2	3.149	0.342	0.751	0.141	0.110	0.188	2
1653500708	●	No. 5 - 40 UNC	H2	3.937	0.350	0.759	0.141	0.110	0.188	3
1653506308	●	No. 5 - 44 UNF	H2	3.937	0.350	0.759	0.141	0.110	0.188	3
1653501008	●	No. 6 - 32 UNC	H3	4.724	0.429	0.842	0.141	0.110	0.188	3
1653501108	●	No. 6 - 40 UNF	H2	3.937	0.433	0.846	0.141	0.110	0.188	3
1653501308	●	No. 8 - 32 UNC	H3	4.724	0.444	0.897	0.168	0.131	0.250	3
1653501408	●	No. 8 - 36 UNF	H2	3.937	0.444	0.897	0.168	0.131	0.250	3
1653501508	●	No. 10 - 24 UNC	H3	4.921	0.574	1.059	0.194	0.152	0.250	3
1653501708	●	No. 10 - 32 UNF	H3	5.906	0.582	1.066	0.194	0.152	0.250	3
1653501808	●	No. 12 - 24 UNC	H3	4.921	0.590	1.271	0.220	0.165	0.280	3
1653501908	●	No. 12 - 28 UNF	H3	4.921	0.590	1.271	0.220	0.165	0.280	3
1653502108	●	1/4 - 20 UNC	H5	5.906	0.704	1.366	0.255	0.191	0.287	3
1653502308	●	1/4 - 28 UNF	H4	5.906	0.704	1.366	0.255	0.191	0.287	3
1653502508	●	5/16 - 18 UNC	H5	5.906	0.803	1.633	0.318	0.238	0.343	3
1653502708	●	5/16 - 24 UNF	H4	5.906	0.803	1.633	0.318	0.238	0.343	3
1653502908	●	3/8 - 16 UNC	H5	5.906	0.917	1.897	0.381	0.286	0.398	3
1653503108	●	3/8 - 24 UNF	H4	5.906	0.929	1.897	0.381	0.286	0.398	3
1653503308	●	7/16 - 14 UNC	H5	5.906	0.858	2.362	0.323	0.242	0.406	3
1653503508	●	7/16 - 20 UNF	H5	5.906	0.858	2.362	0.323	0.242	0.406	3
1653503708	●	1/2 - 13 UNC	H5	7.087	0.921	2.834	0.367	0.275	0.438	3
1653503908	●	1/2 - 20 UNF	H5	7.087	0.921	2.834	0.367	0.275	0.438	3
1653504108	●	9/16 - 12 UNC	H5	7.087	1.000	2.834	0.429	0.322	0.500	3
1653504308	●	9/16 - 18 UNF	H5	7.087	1.000	2.834	0.429	0.322	0.500	3
1653504508	●	5/8 - 11 UNC	H5	7.087	1.090	2.834	0.480	0.360	0.563	3
1653504708	●	5/8 - 18 UNF	H5	7.087	1.090	2.834	0.480	0.360	0.563	3
1653504908	●	3/4 - 10 UNC	H5	7.874	1.200	3.149	0.590	0.442	0.688	3
1653505108	●	3/4 - 16 UNF	H5	7.874	1.200	3.149	0.590	0.442	0.688	3
1653505308	●	7/8 - 9 UNC	H6	7.874	1.334	3.149	0.697	0.523	0.750	3
1653505508	●	7/8 - 14 UNF	H6	7.874	1.334	3.149	0.697	0.523	0.750	3
1653505708	●	1 - 8 UNC	H6	7.874	1.500	3.149	0.800	0.600	0.813	3
1653505908	●	1 - 12 UNF	H6	7.874	1.500	3.149	0.800	0.600	0.813	3

● Stocked ○ Available Upon Request; MOQ May Apply ▲ Globally Stocked



P					M			K	N		S		H				
Steel					Stainless Steel			Cast Iron	Non-Ferrous		HRSA		Hardened Steel				
Carbon Steel			Alloy Steel	Die Steel	Aluminum		Nickel Alloy		Titanium								
Low	Medium	High			6061	7075				Casting	Inconel	6Al4V (30 HRC)	~35 HRC	35-45 HRC	45-50 HRC	50-70 HRC	
1010	1035	1065	4140	4340	300	400	17-4 PH	○	○	○			○				
1018	1045				○	○	○	○	○	○			○				
80-120 SFM	80-120 SFM	80-120 SFM	40-65 SFM	35-55 SFM	25-75 SFM	25-60 SFM	25-60 SFM	60-100 SFM	70-120 SFM	70-120 SFM			40-65 SFM				

○ Good ○ Best



ABOUT OSG

DRILLING

THREADING

MILLING

HOLDERS

INDEX



A Brand A-LT-POT

Advanced Performance Taps for a Variety of Materials

ABOUT OSG

DRILLING

THREADING

MILLING

HOLDERS

INDEX

List 16530

A BRAND A-LT-POT, Long Shank




VC10

V

C/4P

0°

PACKED
1 PIECE



EDP	Thread Size	Thread Limit	Overall Length	Thread Length	Neck Length	Shank Diameter	Square Width	Square Length	Number of Flutes
			L (mm)	Lc (mm)	L1 (mm)	d (mm)	k (mm)	lk (mm)	
1653001208	M3 x 0.35	D3	100.00	6.00	20.00	3.58	2.79	4.76	3
1653001308	M3 x 0.5	D3	100.00	6.00	20.00	3.58	2.79	4.76	3
1653001408	M3.5 x 0.35	D3	100.00	7.00	23.00	3.58	2.79	4.76	3
1653001508	M3.5 x 0.6	D3	100.00	7.00	23.00	3.58	2.79	4.76	3
1653001608	M4 x 0.5	D3	100.00	8.00	27.00	4.27	3.33	6.35	3
1653001708	M4 x 0.7	D4	100.00	8.00	27.00	4.27	3.33	6.35	3
1653001808	M4.5 x 0.5	D4	100.00	9.00	30.00	4.93	3.86	6.35	3
1653001908	M4.5 x 0.75	D4	100.00	9.00	30.00	4.93	3.86	6.35	3
1653002008	M5 x 0.5	D3	125.00	9.00	32.90	4.93	3.86	6.35	3
1653002108	M5 x 0.8	D4	125.00	9.00	32.90	4.93	3.86	6.35	3
1653002208	M5.5 x 0.5	D3	125.00	10.00	35.90	5.59	4.19	7.14	3
1653002308	M6 x 0.5	D3	125.00	11.00	40.00	6.48	4.85	7.94	3
1653002508	M6 x 0.75	D4	150.00	11.00	40.00	6.48	4.85	7.94	3
1653002708	M6 x 1	D5	150.00	11.00	40.00	6.48	4.85	7.94	3
1653003308	M8 x 0.75	D4	150.00	15.00	51.90	8.08	6.05	9.53	3
1653003508	M8 x 1	D5	150.00	15.00	51.90	8.08	6.05	9.53	3
1653003708	M8 x 1.25	D5	150.00	15.00	51.90	8.08	6.05	9.53	3
1653004508	M10 x 0.75	D4	150.00	18.00	59.90	9.68	7.26	11.11	3
1653004708	M10 x 1	D5	150.00	18.00	59.90	9.68	7.26	11.11	3
1653004908	M10 x 1.25	D5	150.00	18.00	59.90	9.68	7.26	11.11	3
1653005108	M10 x 1.5	D6	150.00	18.00	59.90	9.68	7.26	11.11	3
1653006108	M12 x 1	D5	180.00	21.00	72.00	9.32	6.99	11.11	3
1653006308	M12 x 1.25	D6	180.00	21.00	72.00	9.32	6.99	11.11	3
1653006508	M12 x 1.5	D6	180.00	21.00	72.00	9.32	6.99	11.11	3
1653006708	M12 x 1.75	D6	180.00	21.00	72.00	9.32	6.99	11.11	3
1653006808	M14 x 1	D5	150.00	24.00	59.90	10.90	8.18	12.70	4
1653006908	M14 x 1.25	D6	150.00	24.00	59.90	10.90	8.18	12.70	4
1653007008	M14 x 1.5	D6	150.00	24.00	59.90	10.90	8.18	12.70	4
1653007108	M14 x 2	D7	150.00	24.00	59.90	10.90	8.18	12.70	3
1653007208	M15 x 1	D5	160.00	24.00	64.00	12.19	9.14	14.29	4
1653007308	M15 x 1.5	D6	160.00	24.00	64.00	12.19	9.14	14.29	4
1653007408	M16 x 1	D4	160.00	24.00	64.00	12.19	9.14	14.29	3
1653007508	M16 x 1.5	D6	160.00	24.00	64.00	12.19	9.14	14.29	3
1653007708	M16 x 2	D7	160.00	24.00	72.00	12.19	9.14	14.29	3
1653008008	M18 x 1	D5	180.00	29.00	72.00	13.77	10.31	15.88	4
1653008108	M18 x 1.5	D6	180.00	29.00	72.00	13.77	10.31	15.88	4
1653008208	M18 x 2	D7	180.00	29.00	72.00	13.77	10.31	15.88	4
1653008308	M18 x 2.5	D7	180.00	29.00	72.00	13.77	10.31	15.88	3
1653008408	M20 x 1	D5	200.00	29.00	80.00	16.56	12.42	17.46	4
1653008508	M20 x 1.5	D6	200.00	29.00	80.00	16.56	12.42	17.46	4
1653008608	M20 x 2	D7	200.00	29.00	80.00	16.56	12.42	17.46	4
1653008708	M20 x 2.5	D7	200.00	29.00	80.00	16.56	12.42	17.46	3
1653008808	M22 x 1	D5	200.00	29.00	80.00	17.70	13.28	19.05	4
1653008908	M22 x 1.5	D6	200.00	29.00	80.00	17.70	13.28	19.05	4
1653009008	M22 x 2	D7	200.00	29.00	80.00	17.70	13.28	19.05	4
1653009108	M22 x 2.5	D7	200.00	29.00	80.00	17.70	13.28	19.05	3
1653009208	M24 x 1	D5	200.00	35.00	80.00	19.30	14.48	19.05	4
1653009308	M24 x 1.5	D6	200.00	35.00	80.00	19.30	14.48	19.05	4
1653009408	M24 x 2	D7	200.00	35.00	80.00	19.30	14.48	19.05	4
1653009508	M24 x 3	D8	200.00	35.00	80.00	19.30	14.48	19.05	3

● Stocked ○ Available Upon Request; MOQ May Apply ▲ Globally Stocked



P					M			K	N		S		H						
Steel					Stainless Steel			Cast Iron	Non-Ferrous		HRSA		Hardened Steel						
Carbon Steel			Alloy Steel	Die Steel	300	400	17-4 PH		Aluminum		Nickel Alloy	Titanium							
Low	Medium	High							6061	7075			Casting	Inconel	6Al4V (30 HRC)	~35 HRC	35-45 HRC	45-50 HRC	50-70 HRC
1010	1035	1045	4140	4340				6061	7075	Casting	Inconel	6Al4V (30 HRC)	~35 HRC	35-45 HRC	45-50 HRC	50-70 HRC			
○	○	○	○	○	○	○	○	○	○	○	○	○	○	○	○	○	○	○	○
80-120 SFM	80-120 SFM	80-120 SFM	40-65 SFM	35-55 SFM	25-75 SFM	25-60 SFM	25-60 SFM	60-100 SFM	70-120 SFM	70-120 SFM				40-65 SFM					

○ Good ○ Best





List 337Ni

EXOPRO[®] WHR-Ni-POT, DIN Overall Length



SPIRAL POINT	VC10	HR	C/SP	0°	PACKED 1 PIECE
--------------	------	----	------	----	-------------------



EDP	Thread Size	Thread Limit	Overall Length	Thread Length	Neck Length	Shank Diameter	Square Width	Square Length	Number of Flutes	
			L (Inch)	Lc (Inch)	L1 (Inch)	d (Inch)	k (Inch)	lk (Inch)		
3370002562	●	No. 2 - 56 UNC	H2	1.772	0.437	0.476	0.141	0.110	0.188	2
3370004402	●	No. 4 - 40 UNC	H2	2.205	0.562	0.602	0.141	0.110	0.188	3
3370004403	●	No. 4 - 40 UNC	H3	2.205	0.562	0.602	0.141	0.110	0.188	3
3370004482	●	No. 4 - 48 UNF	H2	2.205	0.562	0.602	0.141	0.110	0.188	3
3370006322	●	No. 6 - 32 UNC	H2	2.205	0.688	-	0.141	0.110	0.188	3
3370006323	●	No. 6 - 32 UNC	H3	2.205	0.688	-	0.141	0.110	0.188	3
3370008322	●	No. 8 - 32 UNC	H2	2.480	0.751	-	0.168	0.131	0.250	3
3370008323	●	No. 8 - 32 UNC	H3	2.480	0.751	-	0.168	0.131	0.250	3
3370010242	●	No. 10 - 24 UNC	H2	2.756	0.874	-	0.194	0.152	0.250	3
3370010243	●	No. 10 - 24 UNC	H3	2.756	0.874	-	0.194	0.152	0.250	3
3370010322	●	No. 10 - 32 UNF	H2	2.756	0.870	-	0.194	0.152	0.250	3
3370010323	●	No. 10 - 32 UNF	H3	2.756	0.870	-	0.194	0.152	0.250	3
3370014203	●	1/4 - 20 UNC	H3	3.150	1.000	-	0.255	0.191	0.313	3
3370014205	●	1/4 - 20 UNC	H5	3.150	1.000	-	0.255	0.191	0.313	3
3370014283	●	1/4 - 28 UNF	H3	3.150	0.992	-	0.255	0.191	0.313	3
3370014284	●	1/4 - 28 UNF	H4	3.150	0.992	-	0.255	0.191	0.313	3
3370516183	●	5/16 - 18 UNC	H3	3.543	0.665	1.377	0.318	0.238	0.375	3
3370516185	●	5/16 - 18 UNC	H5	3.543	0.665	1.377	0.318	0.238	0.375	3
3370516243	●	5/16 - 24 UNF	H3	3.543	0.657	1.370	0.318	0.238	0.375	3
3370516245	●	5/16 - 24 UNF	H5	3.543	0.657	1.370	0.318	0.238	0.375	3
3370038163	●	3/8 - 16 UNC	H3	3.937	0.751	1.535	0.381	0.286	0.438	3
3370038165	●	3/8 - 16 UNC	H5	3.937	0.751	1.535	0.381	0.286	0.438	3
3370038243	●	3/8 - 24 UNF	H3	3.543	0.740	1.377	0.381	0.286	0.438	3
3370038245	●	3/8 - 24 UNF	H5	3.543	0.740	1.377	0.381	0.286	0.438	3
3370716143	●	7/16 - 14 UNC	H3	3.937	0.858	1.291	0.323	0.242	0.406	3
3370716145	●	7/16 - 14 UNC	H5	3.937	0.858	1.291	0.323	0.242	0.406	3
3370716203	●	7/16 - 20 UNF	H3	3.937	0.858	1.291	0.323	0.242	0.406	3
3370716205	●	7/16 - 20 UNF	H5	3.937	0.858	1.291	0.323	0.242	0.406	3
3370012133	●	1/2 - 13 UNC	H3	4.331	0.921	1.354	0.367	0.275	0.438	3
3370012135	●	1/2 - 13 UNC	H5	4.331	0.921	1.354	0.367	0.275	0.438	3
3370012203	●	1/2 - 20 UNF	H3	3.937	0.921	1.354	0.367	0.275	0.438	3
3370012205	●	1/2 - 20 UNF	H5	3.937	0.921	1.354	0.367	0.275	0.438	3
3370916183	●	9/16 - 18 UNF	H3	3.937	1.000	1.472	0.429	0.322	0.500	3
3370916185	●	9/16 - 18 UNF	H5	3.937	1.000	1.472	0.429	0.322	0.500	3
3370058113	●	5/8 - 11 UNC	H3	4.331	1.090	1.562	0.480	0.360	0.563	3
3370058115	●	5/8 - 11 UNC	H5	4.331	1.090	1.562	0.480	0.360	0.563	3
3370058183	●	5/8 - 18 UNF	H3	3.937	1.090	1.562	0.480	0.360	0.563	3
3370058185	●	5/8 - 18 UNF	H5	3.937	1.090	1.562	0.480	0.360	0.563	3
3370034103	●	3/4 - 10 UNC	H3	4.921	1.200	1.712	0.590	0.442	0.688	4
3370034105	●	3/4 - 10 UNC	H5	4.921	1.200	1.712	0.590	0.442	0.688	4
3370034163	●	3/4 - 16 UNF	H3	4.331	1.200	1.712	0.590	0.442	0.688	4
3370034165	●	3/4 - 16 UNF	H5	4.331	1.200	1.712	0.590	0.442	0.688	4
3370078093	●	7/8 - 9 UNC	H3	5.512	1.334	1.885	0.697	0.523	0.750	4
3370078095	●	7/8 - 9 UNC	H5	5.512	1.334	1.885	0.697	0.523	0.750	4
3370078143	●	7/8 - 14 UNF	H3	4.921	1.334	1.885	0.697	0.523	0.750	4
3370078145	●	7/8 - 14 UNF	H5	4.921	1.334	1.885	0.697	0.523	0.750	4
3370001083	●	1 - 8 UNC	H3	6.299	1.500	2.090	0.800	0.600	0.813	4
3370001085	●	1 - 8 UNC	H5	6.299	1.500	2.090	0.800	0.600	0.813	4
3370001123	●	1 - 12 UNF	H3	5.512	1.500	2.090	0.800	0.600	0.813	4
3370001125	●	1 - 12 UNF	H5	5.512	1.500	2.090	0.800	0.600	0.813	4

● Stocked ○ Available Upon Request; MOQ May Apply ▲ Globally Stocked



P					M			K	N		S		H				
Steel					Stainless Steel			Cast Iron	Non-Ferrous		HRSA		Hardened Steel				
Carbon Steel			Alloy Steel	Die Steel					Aluminum		Nickel Alloy	Titanium					
Low	Medium	High			300	400	17-4 PH		6061	7075			Casting	Inconel	6Al4V (30 HRC)	~35 HRC	35-45 HRC
1010	1035	1065	4140	4340													
1018	1045																

○ Good ⊗ Best



ABOUT OSG
DRILLING
THREADING
MILLING
HOLDERS
INDEX



List 338Ni

EXOPRO® WHR-Ni-POT, DIN Overall Length

SPIRAL POINT	VC10	HR	C/SP	0°	PACKED 1 PIECE
--------------	------	----	------	----	-------------------



EDP	Thread Size	Thread Limit	Overall Length			Shank Diameter	Square Width	Square Length	Number of Flutes
			L (mm)	Lc (mm)	L1 (mm)				
3380250453	M2.5 x 0.45	D3	50.00	12.00	13.80	3.58	2.79	4.76	2
3380003053	M3 x 0.5	D3	56.00	16.00	21.00	3.58	2.79	4.76	3
3380004074	M4 x 0.7	D4	63.00	19.00	25.50	4.27	3.33	6.35	3
3380005084	M5 x 0.8	D4	70.00	22.00	-	4.93	3.86	6.35	3
3380006755	M6 x 0.75	D5	80.00	25.00	33.90	6.48	4.85	7.94	3
3380006105	M6 x 1	D5	80.00	25.00	33.90	6.48	4.85	7.94	3
3380008105	M8 x 1	D5	90.00	15.00	35.00	8.08	6.05	9.53	3
3380008255	M8 x 1.25	D5	90.00	15.00	35.00	8.08	6.05	9.53	3
3380010255	M10 x 1.25	D5	100.00	22.00	43.50	9.68	7.26	11.11	3
3380010156	M10 x 1.5	D6	100.00	22.00	43.50	9.68	7.26	11.11	3
3380012156	M12 x 1.5	D6	100.00	21.00	32.00	9.32	6.99	11.11	3
3380012756	M12 x 1.75	D6	110.00	21.00	32.00	9.32	6.99	11.11	3
3380014156	M14 x 1.5	D6	100.00	24.00	36.00	10.90	8.18	12.70	3
3380014207	M14 x 2	D7	110.00	24.00	36.00	10.90	8.18	12.70	3
3380016156	M16 x 1.5	D6	100.00	24.00	36.00	12.19	9.14	14.29	3
3380016207	M16 x 2	D7	110.00	24.00	36.00	12.19	9.14	14.29	3
3380018156	M18 x 1.5	D6	110.00	30.00	43.00	13.77	10.31	15.88	3
3380018257	M18 x 2.5	D7	125.00	30.00	43.00	13.77	10.31	15.88	3
3380020156	M20 x 1.5	D6	125.00	30.00	44.00	16.56	12.42	17.46	3
3380020258	M20 x 2.5	D8	140.00	30.00	44.00	16.56	12.42	17.46	3
3380022156	M22 x 1.5	D6	125.00	30.00	44.00	17.70	13.28	19.05	3
3380022258	M22 x 2.5	D8	140.00	30.00	44.00	17.70	13.28	19.05	3
3380024156	M24 x 1.5	D6	140.00	36.00	51.00	19.30	14.48	19.05	4
3380024308	M24 x 3	D8	160.00	36.00	51.00	19.30	14.48	19.05	4

● Stocked ○ Available Upon Request; MOQ May Apply ▲ Globally Stocked



P					M			K Cast Iron	N		S		H					
Steel					Stainless Steel				Non-Ferrous		HRSA		Hardened Steel					
Carbon Steel			Alloy Steel	Die Steel					Aluminum		Nickel Alloy	Titanium						
Low	Medium	High			300	400	17-4 PH		6061 7075	Casting			Inconel	6Al4V (30 HRC)	~35 HRC	35-45 HRC	45-50 HRC	50-70 HRC
1010	1035	1065	4140	4340														
1018	1045						○			⊙								
							8-20 SFM			8-15 SFM								8-12 SFM

○ Good ⊙ Best

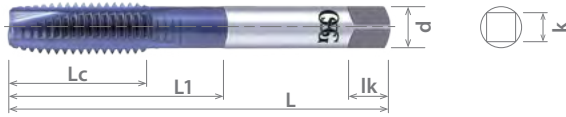




List 312Ti

EXOTAP® VC-10 V-TI-POT

SPIRAL POINT	VC10	V	C/SP	0°	PACKED 1 PIECE
--------------	------	---	------	----	-------------------



EDP		Thread Size	Thread Limit	Overall Length	Thread Length	Neck Length	Shank Diameter	Square Width	Square Length	Number of Flutes
				L (Inch)	Lc (Inch)	L1 (Inch)	d (Inch)	k (Inch)	lk (Inch)	
1105610108	●	No. 2 - 56 UNC	H2	1.752	0.437	-	0.141	0.110	0.188	2
1105610208	●	No. 4 - 40 UNC	H2	1.874	0.562	-	0.141	0.110	0.188	3
1105610408	●	No. 6 - 32 UNC	H2	2.000	0.688	-	0.141	0.110	0.188	3
1105610508	●	No. 6 - 32 UNC	H3	2.000	0.688	-	0.141	0.110	0.188	3
1105610608	●	No. 6 - 40 UNF	H2	2.000	0.688	-	0.141	0.110	0.188	3
1105610708	●	No. 8 - 32 UNC	H2	2.126	0.751	-	0.168	0.131	0.250	3
1105610808	●	No. 8 - 32 UNC	H3	2.126	0.751	-	0.168	0.131	0.250	3
1105610908	●	No. 8 - 36 UNF	H2	2.126	0.751	-	0.168	0.131	0.250	3
1105611008	●	No. 10 - 24 UNC	H3	2.374	0.874	-	0.194	0.152	0.250	3
1105611108	●	No. 10 - 32 UNF	H2	2.374	0.866	-	0.194	0.152	0.250	3
1105611208	●	No. 10 - 32 UNF	H3	2.374	0.866	-	0.194	0.152	0.250	3
1105611308	●	1/4 - 20 UNC	H3	2.500	1.000	-	0.255	0.191	0.313	3
1105611408	●	1/4 - 20 UNC	H5	2.500	1.000	-	0.255	0.191	0.313	3
1105611508	●	1/4 - 28 UNF	H3	2.500	0.988	-	0.255	0.191	0.313	3
1105611608	●	1/4 - 28 UNF	H4	2.500	0.988	-	0.255	0.191	0.313	3
1105611708	●	5/16 - 18 UNC	H3	2.720	0.665	1.125	0.318	0.238	0.375	3
1105611808	●	5/16 - 18 UNC	H5	2.720	0.665	1.125	0.318	0.238	0.375	3
1105611908	●	5/16 - 24 UNF	H3	2.720	0.657	1.118	0.318	0.238	0.375	3
1105612008	●	5/16 - 24 UNF	H4	2.720	0.657	1.118	0.318	0.238	0.375	3
1105612108	●	3/8 - 16 UNC	H3	2.937	0.751	1.251	0.381	0.286	0.438	3
1105612208	●	3/8 - 16 UNC	H5	2.937	0.751	1.251	0.381	0.286	0.438	3
1105612308	●	3/8 - 24 UNF	H3	2.937	0.740	1.240	0.381	0.286	0.438	3
1105612408	●	3/8 - 24 UNF	H4	2.937	0.740	1.240	0.381	0.286	0.438	3
1105612508	●	7/16 - 14 UNC	H3	3.157	0.858	1.291	0.323	0.242	0.406	3
1105612608	●	7/16 - 14 UNC	H5	3.157	0.858	1.291	0.323	0.242	0.406	3
1105612708	●	7/16 - 20 UNF	H3	3.157	0.858	1.291	0.323	0.242	0.406	3
1105612808	●	7/16 - 20 UNF	H5	3.157	0.858	1.291	0.323	0.242	0.406	3
1105612908	●	1/2 - 13 UNC	H3	3.374	0.921	1.354	0.367	0.275	0.438	3
1105613008	●	1/2 - 13 UNC	H5	3.374	0.921	1.354	0.367	0.275	0.438	3
1105613108	●	1/2 - 20 UNF	H3	3.374	0.921	1.354	0.367	0.275	0.438	3
1105613208	●	1/2 - 20 UNF	H5	3.374	0.921	1.354	0.367	0.275	0.438	3
1105613308	●	9/16 - 18 UNF	H3	3.594	1.000	1.472	0.429	0.322	0.500	3
1105613408	●	9/16 - 18 UNF	H5	3.594	1.000	1.472	0.429	0.322	0.500	3
1105613508	●	5/8 - 11 UNC	H3	3.811	1.090	1.562	0.480	0.360	0.563	3
1105613608	●	5/8 - 18 UNF	H3	3.811	1.090	1.562	0.480	0.360	0.563	3
1105613708	●	5/8 - 18 UNF	H5	3.811	1.090	1.562	0.480	0.360	0.563	3
1105613808	●	3/4 - 10 UNC	H5	4.252	1.200	1.712	0.590	0.442	0.688	4
1105613908	●	3/4 - 16 UNF	H3	4.252	1.200	1.712	0.590	0.442	0.688	4
1105614008	●	3/4 - 16 UNF	H5	4.252	1.200	1.712	0.590	0.442	0.688	4
1105614208	●	7/8 - 9 UNC	H3	4.689	1.334	1.885	0.697	0.523	0.750	4
1105614308	●	7/8 - 9 UNC	H5	4.689	1.334	1.885	0.697	0.523	0.750	4
1105614408	●	7/8 - 14 UNF	H3	4.689	1.334	1.885	0.697	0.523	0.750	4
1105614508	●	7/8 - 14 UNF	H5	4.689	1.334	1.956	0.697	0.523	0.750	4
1105614108	●	1 - 8 UNC	H5	5.126	1.500	2.090	0.800	0.600	0.813	4

● Stocked ○ Available Upon Request; MOQ May Apply ▲ Globally Stocked

EXT

P					M			K	N		S		H				
Steel					Stainless Steel				Cast Iron	Non-Ferrous		HRSA		Hardened Steel			
Carbon Steel			Alloy Steel	Die Steel						Aluminum		Nickel Alloy	Titanium				
Low	Medium	High			4140 4340		300	400		17-4 PH				6061	Casting	Inconel	6Al4V (30 HRC)
1010	1035	1065	7075														
1018	1045																
			15-30 SFM				8-20 SFM										

○ Good ⊗ Best





EXOTAP® VC-10 Ti

Taps Designed for Titanium Alloys

ABOUT OSG

DRILLING

THREADING

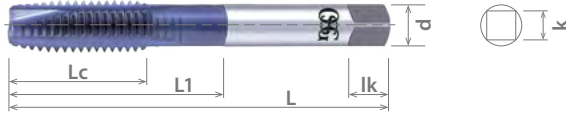
MILLING

HOLDERS

INDEX

List 344Ti

EXOTAP® VC-10 V-Ti-POT



EDP	Thread Size	Thread Limit	Overall Length	Thread Length	Neck Length	Shank Diameter	Square Width	Square Length
			L (mm)	Lc (mm)	L1 (mm)	d (mm)	k (mm)	lk (mm)
1115810108	M3 x 0.5	D3	49.20	15.90	20.90	3.58	2.79	4.76
1115810208	M4 x 0.7	D4	54.00	19.00	25.40	4.27	3.33	6.35
1115810308	M5 x 0.8	D4	60.30	22.20	-	4.93	3.86	6.35
1115810408	M6 x 1	D5	63.50	25.30	33.80	6.48	4.85	7.94
1115810508	M8 x 1.25	D5	69.10	15.00	28.60	8.08	6.05	9.53
1115810608	M10 x 1.25	D5	74.00	18.00	31.80	9.68	7.26	11.11
1115810708	M10 x 1.5	D6	74.00	18.00	31.80	9.68	7.26	11.11
1115810808	M12 x 1.75	D6	85.70	21.00	32.00	9.32	6.99	11.11

● Stocked ○ Available Upon Request; MOQ May Apply ▲ Globally Stocked



P					M			K	N		S		H			
Steel					Stainless Steel			Cast Iron	Non-Ferrous		HRSA		Hardened Steel			
Carbon Steel			Alloy Steel	Die Steel					Aluminum		Nickel Alloy	Titanium				
Low	Medium	High			300	400	17-4 PH		6061 7075	Casting			Inconel	6Al4V (30 HRC)	~35 HRC	35-45 HRC
1010	1035	1065	4140	○			○			⊗	⊗	○	○			
1018	1045		4340													
				○						⊗	⊗	○	○			
			15-30 SFM				8-20 SFM			8-15 SFM	8-15 SFM	15-35 SFM	10-20 SFM			


○ Good ⊗ Best





List 316Ti

EXOTAP® VC-10 VPO-Ti-POT, DIN Overall Length



EDP	Thread Size	Thread Limit	Overall Length	Thread Length	Neck Length	Shank Diameter	Square Width	Square Length	Number of Flutes	
			L (Inch)	Lc (Inch)	L1 (Inch)	d (Inch)	k (Inch)	lk (Inch)		
31621408	●	1/4 - 28 UNF	H3	3.140	1.000	-	0.255	0.191	0.313	3
31621508	●	1/4 - 28 UNF	H4	3.140	1.000	-	0.255	0.191	0.313	3
31621808	●	5/16 - 24 UNF	H3	3.540	0.665	1.378	0.318	0.238	0.375	3
31621908	●	5/16 - 24 UNF	H4	3.540	0.665	1.378	0.318	0.238	0.375	3
31622208	●	3/8 - 24 UNF	H3	3.540	0.752	1.378	0.381	0.286	0.438	3
31622308	●	3/8 - 24 UNF	H4	3.540	0.752	1.378	0.381	0.286	0.438	3
31622608	●	7/16 - 20 UNF	H3	3.930	0.858	1.291	0.323	0.242	0.406	3
31622708	●	7/16 - 20 UNF	H4	3.930	0.858	1.291	0.323	0.242	0.406	3
31623008	●	1/2 - 20 UNF	H3	3.930	0.921	1.354	0.367	0.275	0.438	3
31623108	●	1/2 - 20 UNF	H5	3.930	0.921	1.354	0.367	0.275	0.438	3
31623408	●	9/16 - 18 UNF	H3	3.930	1.000	1.472	0.429	0.322	0.500	3
31623508	●	9/16 - 18 UNF	H5	3.930	1.000	1.472	0.429	0.322	0.500	3
31623808	●	5/8 - 18 UNF	H3	3.930	1.091	1.563	0.480	0.360	0.563	3
31623908	●	5/8 - 18 UNF	H4	3.930	1.091	1.563	0.480	0.360	0.563	3
31624208	●	3/4 - 16 UNF	H3	4.330	1.201	1.713	0.590	0.442	0.688	4
31624308	●	3/4 - 16 UNF	H4	4.330	1.201	1.713	0.590	0.442	0.688	4
31624608	●	7/8 - 14 UNF	H4	4.920	1.335	1.886	0.697	0.523	0.750	4
31624708	●	7/8 - 14 UNF	H6	4.920	1.335	1.886	0.697	0.523	0.750	4
31625008	●	1 - 12 UNF	H4	5.510	1.500	2.091	0.800	0.600	0.813	4
31625108	●	1 - 12 UNF	H6	5.510	1.500	2.091	0.800	0.600	0.813	4

● Stocked ○ Available Upon Request; MOQ May Apply ▲ Globally Stocked



P					M			K	N		S		H					
Steel					Stainless Steel			Cast Iron	Non-Ferrous		HRSA		Hardened Steel					
Carbon Steel			Alloy Steel	Die Steel	Aluminum		Nickel Alloy		Titanium									
Low	Medium	High			6061	Casting				Inconel	6Al4V (30 HRC)	~35 HRC	35-45 HRC	45-50 HRC	50-70 HRC			
1010	1035	1065	4140	4340	300	400	17-4 PH	6061	7075									
1018	1045																	
			15-30 SFM				8-20 SFM			8-15 SFM	8-15 SFM	15-35 SFM	10-20 SFM					

○ Good ⊙ Best





EXOTAP® VC-10 Ti Oil

Coolant-Through Taps Designed for Titanium Alloys

ABOUT OSG

DRILLING

THREADING

MILLING

HOLDERS

INDEX

List 347Ti

EXOTAP® VC-10 VPO-TI-POT, DIN Overall Length



EDP	Thread Size	Thread Limit	Overall Length	Thread Length	Neck Length	Shank Diameter	Square Width	Square Length	Number of Flutes
			L (mm)	Lc (mm)	L1 (mm)	d (mm)	k (mm)	lk (mm)	
34720508	M8 x 1	D5	90.00	15.00	35.00	8.08	6.05	9.53	3
34720708	M10 x 1.25	D5	100.00	18.00	39.00	9.68	7.26	11.11	3
34720908	M12 x 1.25	D5	100.00	21.00	32.00	9.32	6.99	11.11	3
34721008	M12 x 1.5	D6	100.00	21.00	32.00	9.32	6.99	11.11	3
34721208	M14 x 1.5	D6	100.00	24.00	36.00	10.90	8.18	12.70	3
34721408	M16 x 1.5	D6	100.00	24.00	36.00	12.19	9.14	14.29	3
34721608	M18 x 1.5	D6	110.00	30.00	43.00	13.77	10.31	15.88	3
34721808	M20 x 1.5	D6	125.00	30.00	44.00	16.56	12.42	17.46	3
34722008	M22 x 1.5	D6	125.00	30.00	44.00	17.70	13.28	19.05	3
34722208	M24 x 1.5	D6	140.00	36.00	51.00	19.30	14.48	19.05	4

● Stocked ○ Available Upon Request; MOQ May Apply ▲ Globally Stocked

EXT

P					M			K	N		S		H						
Steel					Stainless Steel			Cast Iron	Non-Ferrous		HRSA		Hardened Steel						
Carbon Steel			Alloy Steel	Die Steel					Aluminum		Nickel Alloy	Titanium							
Low	Medium	High			300	400	17-4 PH		6061	Casting			Inconel	6Al4V (30 HRC)	~35 HRC	35-45 HRC	45-50 HRC	50-70 HRC	
1010	1035	1065	4140																
1018	1045		4340																
			○				○				⊗	⊗	○	○					
			15-30 SFM				8-20 SFM				8-15 SFM	8-15 SFM	15-35 SFM	10-20 SFM					

○ Good ⊗ Best





List 312Ni

EXOTAP® VC-10 Ni-POT

SPIRAL POINT	VC10	S/O	V	C/SP	0°	PACKED 1 PIECE
--------------	------	-----	---	------	----	-------------------



EDP	Thread Size	Thread Limit	Overall Length	Thread Length	Neck Length	Shank Diameter	Square Width	Square Length	Number of Flutes	Surface Treatment	
			L (Inch)	Lc (Inch)	L1 (Inch)	d (Inch)	k (Inch)	lk (Inch)			
1772201	●	No. 2 - 56 UNC	H2	1.752	0.472	-	0.141	0.110	0.188	2	Steam Oxide
1776201	●	No. 4 - 40 UNC	H2	1.874	0.606	-	0.141	0.110	0.188	3	Steam Oxide
1776208	●	No. 4 - 40 UNC	H2	1.874	0.606	-	0.141	0.110	0.188	3	V
1776301	●	No. 4 - 40 UNC	H3	1.874	0.606	-	0.141	0.110	0.188	3	Steam Oxide
1772001	●	No. 4 - 40 UNC	H4	1.874	0.606	-	0.141	0.110	0.188	2	Steam Oxide
1772101	●	No. 4 - 48 UNF	H2	1.874	0.606	-	0.141	0.110	0.188	2	Steam Oxide
1771501	●	No. 6 - 32 UNC	H2	2.000	0.744	-	0.141	0.110	0.188	3	Steam Oxide
1706301	●	No. 6 - 32 UNC	H3	2.000	0.744	-	0.141	0.110	0.188	3	Steam Oxide
1706308	●	No. 6 - 32 UNC	H3	2.000	0.744	-	0.141	0.110	0.188	3	V
1706401	●	No. 6 - 32 UNC	H5	2.000	0.744	-	0.141	0.110	0.188	3	Steam Oxide
1771601	●	No. 6 - 32 UNC	H7	2.000	0.744	-	0.141	0.110	0.188	3	Steam Oxide
1706501	●	No. 8 - 32 UNC	H3	2.126	0.822	-	0.168	0.131	0.250	3	Steam Oxide
1706508	●	No. 8 - 32 UNC	H3	2.126	0.822	-	0.168	0.131	0.250	3	V
1771701	●	No. 8 - 32 UNC	H4	2.126	0.822	-	0.168	0.131	0.250	3	Steam Oxide
1706601	●	No. 8 - 32 UNC	H5	2.126	0.822	-	0.168	0.131	0.250	3	Steam Oxide
1706701	●	No. 10 - 24 UNC	H3	2.374	0.948	-	0.194	0.152	0.250	3	Steam Oxide
1706708	●	No. 10 - 24 UNC	H3	2.374	0.948	-	0.194	0.152	0.250	3	V
1706801	●	No. 10 - 24 UNC	H5	2.374	0.948	-	0.194	0.152	0.250	3	Steam Oxide
1771801	●	No. 10 - 32 UNF	H2	2.374	0.948	-	0.194	0.152	0.250	3	Steam Oxide
1706901	●	No. 10 - 32 UNF	H3	2.374	0.948	-	0.194	0.152	0.250	3	Steam Oxide
1706908	●	No. 10 - 32 UNF	H3	2.374	0.948	-	0.194	0.152	0.250	3	V
1771901	●	No. 10 - 32 UNF	H4	2.374	0.948	-	0.194	0.152	0.250	3	Steam Oxide
1707001	●	No. 10 - 32 UNF	H5	2.374	0.948	-	0.194	0.152	0.250	3	Steam Oxide
1707101	●	1/4 - 20 UNC	H3	2.500	1.102	-	0.255	0.191	0.313	3	Steam Oxide
1707108	●	1/4 - 20 UNC	H3	2.500	1.102	-	0.255	0.191	0.313	3	V
1707201	●	1/4 - 20 UNC	H5	2.500	1.102	-	0.255	0.191	0.313	3	Steam Oxide
1772301	●	1/4 - 20 UNC	H7	2.500	1.102	-	0.255	0.191	0.313	3	Steam Oxide
1707301	●	1/4 - 28 UNF	H3	2.500	1.102	-	0.255	0.191	0.313	3	Steam Oxide
1707308	●	1/4 - 28 UNF	H3	2.500	1.102	-	0.255	0.191	0.313	3	V
1772401	●	1/4 - 28 UNF	H4	2.500	1.102	-	0.255	0.191	0.313	3	Steam Oxide
1707401	●	1/4 - 28 UNF	H5	2.500	1.102	-	0.255	0.191	0.313	3	Steam Oxide
1707501	●	5/16 - 18 UNC	H3	2.720	0.799	1.259	0.318	0.238	0.375	3	Steam Oxide
1707508	●	5/16 - 18 UNC	H3	2.720	0.799	1.259	0.318	0.238	0.375	3	V
1707601	●	5/16 - 18 UNC	H5	2.720	0.799	1.259	0.318	0.238	0.375	3	Steam Oxide
1707701	●	5/16 - 24 UNF	H3	2.720	0.799	1.259	0.318	0.238	0.375	3	Steam Oxide
1707708	●	5/16 - 24 UNF	H3	2.720	0.799	1.259	0.318	0.238	0.375	3	V
1707801	●	5/16 - 24 UNF	H5	2.720	0.799	1.259	0.318	0.238	0.375	3	Steam Oxide
1707901	●	3/8 - 16 UNC	H3	2.937	0.917	1.417	0.381	0.286	0.438	3	Steam Oxide
1707908	●	3/8 - 16 UNC	H3	2.937	0.917	1.417	0.381	0.286	0.438	3	V
1708001	●	3/8 - 16 UNC	H5	2.937	0.917	1.417	0.381	0.286	0.438	3	Steam Oxide
1708101	●	3/8 - 24 UNF	H3	2.937	0.917	1.417	0.381	0.286	0.438	3	Steam Oxide
1708108	●	3/8 - 24 UNF	H3	2.937	0.917	1.417	0.381	0.286	0.438	3	V

● Stocked ○ Available Upon Request; MOQ May Apply ▲ Globally Stocked



CONTINUED ➔

P					M			K	N		S		H						
Steel					Stainless Steel			Cast Iron	Non-Ferrous		HRSA		Hardened Steel						
Carbon Steel			Alloy Steel	Die Steel	300	400	17-4 PH		Aluminum		Nickel Alloy	Titanium							
Low	Medium	High							6061	7075			7075	Casting	Inconel	6Al4V (30 HRC)	~35 HRC	35-45 HRC	45-50 HRC
1010	1035	1045	1065	4140	4340														
1018	1045	1065																	

○ Good ⊗ Best



ABOUT OSG

DRILLING

THREADING

MILLING

HOLDERS


INDEX



List 312Ni (Continued)

EXOTAP® VC-10 Ni-POT

SPIRAL POINT	VC10	S/O	V	C/SP	0°	PACKED 1 PIECE
--------------	------	-----	---	------	----	-------------------



EDP	Thread Size	Thread Limit	Overall Length	Thread Length	Neck Length	Shank Diameter	Square Width	Square Length	Number of Flutes	Surface Treatment	
			L (Inch)	Lc (Inch)	L1 (Inch)	d (Inch)	k (Inch)	lk (Inch)			
1708201	●	3/8 - 24 UNF	H5	2.937	0.917	1.417	0.381	0.286	0.438	3	Steam Oxide
1708301	●	7/16 - 14 UNC	H3	3.157	0.858	1.291	0.323	0.242	0.406	3	Steam Oxide
1708401	●	7/16 - 14 UNC	H5	3.157	0.858	1.291	0.323	0.242	0.406	3	Steam Oxide
1708501	●	7/16 - 20 UNF	H3	3.157	0.858	1.291	0.323	0.242	0.406	3	Steam Oxide
1708508	●	7/16 - 20 UNF	H3	3.157	0.858	1.291	0.323	0.242	0.406	3	V
1708601	●	7/16 - 20 UNF	H5	3.157	0.858	1.291	0.323	0.242	0.406	3	Steam Oxide
1708701	●	1/2 - 13 UNC	H3	3.374	0.921	1.354	0.367	0.275	0.438	3	Steam Oxide
1708708	●	1/2 - 13 UNC	H3	3.374	0.921	1.354	0.367	0.275	0.438	3	V
1708801	●	1/2 - 13 UNC	H5	3.374	0.921	1.354	0.367	0.275	0.438	3	Steam Oxide
1708901	●	1/2 - 20 UNF	H3	3.374	0.921	1.354	0.367	0.275	0.438	3	Steam Oxide
1708908	●	1/2 - 20 UNF	H3	3.374	0.921	1.354	0.367	0.275	0.438	3	V
1709001	●	1/2 - 20 UNF	H5	3.374	0.921	1.354	0.367	0.275	0.438	3	Steam Oxide
1717201	●	9/16 - 18 UNF	H3	3.594	1.000	1.472	0.429	0.322	0.500	3	Steam Oxide
1717301	●	9/16 - 18 UNF	H5	3.594	1.000	1.472	0.429	0.322	0.500	3	Steam Oxide
1717401	●	5/8 - 11 UNC	H3	3.811	1.090	1.562	0.480	0.360	0.563	3	Steam Oxide
1717501	●	5/8 - 18 UNF	H3	3.811	1.090	1.562	0.480	0.360	0.563	3	Steam Oxide
1717601	●	5/8 - 18 UNF	H5	3.811	1.090	1.562	0.480	0.360	0.563	3	Steam Oxide
1772501	●	3/4 - 10 UNC	H3	4.252	1.200	1.712	0.590	0.442	0.688	3	Steam Oxide
1717701	●	3/4 - 10 UNC	H5	4.252	1.200	1.712	0.590	0.442	0.688	4	Steam Oxide
1717801	●	3/4 - 16 UNF	H3	4.252	1.200	1.712	0.590	0.442	0.688	4	Steam Oxide
1717901	●	3/4 - 16 UNF	H5	4.252	1.200	1.712	0.590	0.442	0.688	4	Steam Oxide
1718101	●	7/8 - 9 UNC	H3	4.689	1.334	1.885	0.697	0.523	0.750	4	Steam Oxide
1718201	●	7/8 - 9 UNC	H5	4.689	1.334	1.885	0.697	0.523	0.750	4	Steam Oxide
1718301	●	7/8 - 14 UNF	H3	4.689	1.334	1.885	0.697	0.523	0.750	4	Steam Oxide
1718401	●	7/8 - 14 UNF	H5	4.689	1.334	1.885	0.697	0.523	0.750	4	Steam Oxide
1718001	●	1 - 8 UNC	H5	5.126	1.500	2.090	0.800	0.600	0.813	4	Steam Oxide

● Stocked ○ Available Upon Request; MOQ May Apply ▲ Globally Stocked



P					M			K	N		S		H				
Steel					Stainless Steel			Cast Iron	Non-Ferrous		HRSA		Hardened Steel				
Carbon Steel			Alloy Steel	Die Steel	Aluminum		Nickel Alloy		Titanium								
Low	Medium	High			6061	Casting				Inconel	6Al4V (30 HRC)	~35 HRC	35-45 HRC	45-50 HRC	50-70 HRC		
1010	1035	1045	1065	4140	4340	300	400	17-4 PH	6061	7075	Casting	Inconel	6Al4V (30 HRC)	~35 HRC	35-45 HRC	45-50 HRC	50-70 HRC
1018	1045	1065	4140	4340	300	400	17-4 PH	6061	7075	Casting	Inconel	6Al4V (30 HRC)	~35 HRC	35-45 HRC	45-50 HRC	50-70 HRC	
							8-20 SFM										

○ Good ⊙ Best





List 344Ni

EXOTAP® VC-10 Ni-POT

SPIRAL POINT	VC10	S/O	V	C/SP	0°	PACKED 1 PIECE
--------------	------	-----	---	------	----	-------------------



EDP	Thread Size	Thread Limit	Overall Length	Thread Length	Neck Length	Shank Diameter	Square Width	Square Length	Number of Flutes	Surface Treatment
			L (mm)	Lc (mm)	L1 (mm)	d (mm)	k (mm)	lk (mm)		
1115710001	● M2.5 x 0.45	D3	46.00	12.00	13.70	3.58	2.79	4.76	2	Steam Oxide
1115710008	● M2.5 x 0.45	D3	46.00	12.00	13.70	3.58	2.79	4.76	2	V
1115710101	● M3 x 0.5	D3	49.20	16.00	23.10	3.58	2.79	4.76	3	Steam Oxide
1115710108	● M3 x 0.5	D3	49.50	16.00	23.10	3.58	2.79	4.76	3	V
1115710201	● M4 x 0.7	D4	54.00	19.00	25.70	4.27	3.33	6.35	3	Steam Oxide
1115710208	● M4 x 0.7	D4	54.00	19.00	25.70	4.27	3.33	6.35	3	V
1115710301	● M5 x 0.8	D4	60.30	22.00	-	4.93	3.86	6.35	3	Steam Oxide
1115710308	● M5 x 0.8	D4	60.30	22.00	-	4.93	3.86	6.35	3	V
1115710401	● M6 x 1	D5	63.50	25.00	33.70	6.48	4.85	7.94	3	Steam Oxide
1115710408	● M6 x 1	D5	63.50	25.00	33.70	6.48	4.85	7.94	3	V
1115710501	● M8 x 1.25	D5	69.09	15.00	28.80	8.08	6.05	9.53	3	Steam Oxide
1115710508	● M8 x 1.25	D5	69.09	15.00	28.80	8.08	6.05	9.53	3	V
1115710601	● M10 x 1.25	D5	74.60	18.00	32.00	9.68	7.26	11.11	3	Steam Oxide
1115710608	● M10 x 1.25	D5	74.60	18.00	32.00	9.68	7.26	11.11	3	V
1115710701	● M10 x 1.5	D6	74.60	18.00	32.00	9.68	7.26	11.11	3	Steam Oxide
1115710708	● M10 x 1.5	D6	74.60	18.00	32.00	9.68	7.26	11.11	3	V
1115710801	● M12 x 1.75	D6	85.70	21.00	32.00	9.32	6.99	11.11	3	Steam Oxide
1115710808	● M12 x 1.75	D6	85.70	21.00	32.00	9.32	6.99	11.11	3	V

● Stocked ○ Available Upon Request; MOQ May Apply ▲ Globally Stocked

EXT

P					M			K	N		S		H				
Steel					Stainless Steel			Cast Iron	Non-Ferrous		HRSA		Hardened Steel				
Carbon Steel			Alloy Steel	Die Steel					Aluminum		Nickel Alloy	Titanium					
Low	Medium	High			300	400	17-4 PH		6061 7075	Casting			Inconel	6Al4V (30 HRC)	~35 HRC	35-45 HRC	45-50 HRC
1010	1035	1065	4140	4340			○			⊗	○	○	○				
1018	1045						8-20 SFM			8-15 SFM	8-15 SFM	15-35 SFM	10-20 SFM				

○ Good ⊗ Best





EXOTAP® VC-10

Ideal for Difficult to Machine Materials

ABOUT OSG

DRILLING

THREADING


MILLING

HOLDERS

INDEX

List 312

EXOTAP® VC-10 POT



EDP	Thread Size	Thread Limit	Overall Length	Thread Length	Neck Length	Shank Diameter	Square Width	Square Length	Number of Flutes	Surface Treatment	
			L (Inch)	Lc (Inch)	L1 (Inch)	d (Inch)	k (Inch)	lk (Inch)			
1759001	●	No. 2 - 56 UNC	H2	1.752	0.437	0.476	0.141	0.110	0.188	2	Steam Oxide
1759008	●	No. 2 - 56 UNC	H2	1.752	0.437	0.476	0.141	0.110	0.188	2	V
1757001	●	No. 4 - 40 UNC	H2	1.874	0.303	0.566	0.141	0.110	0.188	2	Steam Oxide
1757008	●	No. 4 - 40 UNC	H2	1.874	0.303	0.566	0.141	0.110	0.188	2	V
1759101	●	No. 4 - 40 UNC	H3	1.874	0.303	0.566	0.141	0.110	0.188	2	Steam Oxide
1759108	●	No. 4 - 40 UNC	H3	1.874	0.303	0.566	0.141	0.110	0.188	2	V
1759201	●	No. 4 - 40 UNC	H4	1.874	0.303	0.566	0.141	0.110	0.188	2	Steam Oxide
1759208	●	No. 4 - 40 UNC	H4	1.874	0.303	0.566	0.141	0.110	0.188	2	V
1759301	●	No. 4 - 40 UNC	H5	1.874	0.303	0.566	0.141	0.110	0.188	2	Steam Oxide
1759308	●	No. 4 - 40 UNC	H5	1.874	0.303	0.566	0.141	0.110	0.188	2	V
1757101	●	No. 5 - 40 UNC	H2	1.937	0.307	0.633	0.141	0.110	0.188	3	Steam Oxide
1757108	●	No. 5 - 40 UNC	H2	1.937	0.307	0.633	0.141	0.110	0.188	3	V
1759401	●	No. 6 - 32 UNC	H2	2.000	0.377	0.692	0.141	0.110	0.188	3	Steam Oxide
1759408	●	No. 6 - 32 UNC	H2	2.000	0.377	0.692	0.141	0.110	0.188	3	V
1757201	●	No. 6 - 32 UNC	H3	2.000	0.377	0.692	0.141	0.110	0.188	3	Steam Oxide
1757208	●	No. 6 - 32 UNC	H3	2.000	0.377	0.692	0.141	0.110	0.188	3	V
1759501	●	No. 6 - 32 UNC	H4	2.000	0.377	0.692	0.141	0.110	0.188	3	Steam Oxide
1759508	●	No. 6 - 32 UNC	H4	2.000	0.377	0.692	0.141	0.110	0.188	3	V
1759601	●	No. 6 - 32 UNC	H5	2.000	0.377	0.692	0.141	0.110	0.188	3	Steam Oxide
1759608	●	No. 6 - 32 UNC	H5	2.000	0.377	0.692	0.141	0.110	0.188	3	V
1759701	●	No. 6 - 32 UNC	H6	2.000	0.377	0.692	0.141	0.110	0.188	3	Steam Oxide
1759708	●	No. 6 - 32 UNC	H6	2.000	0.377	0.692	0.141	0.110	0.188	3	V
1759801	●	No. 8 - 32 UNC	H2	2.126	0.381	0.759	0.168	0.131	0.250	3	Steam Oxide
1759808	●	No. 8 - 32 UNC	H2	2.126	0.381	0.759	0.168	0.131	0.250	3	V
1757301	●	No. 8 - 32 UNC	H3	2.126	0.381	0.759	0.168	0.131	0.250	3	Steam Oxide
1757308	●	No. 8 - 32 UNC	H3	2.126	0.381	0.759	0.168	0.131	0.250	3	V
1759901	●	No. 8 - 32 UNC	H4	2.126	0.381	0.759	0.168	0.131	0.250	3	Steam Oxide
1759908	●	No. 8 - 32 UNC	H4	2.126	0.381	0.759	0.168	0.131	0.250	3	V
1760001	●	No. 8 - 32 UNC	H5	2.126	0.381	0.759	0.168	0.131	0.250	3	Steam Oxide
1760008	●	No. 8 - 32 UNC	H5	2.126	0.381	0.759	0.168	0.131	0.250	3	V
1760101	●	No. 8 - 32 UNC	H6	2.126	0.381	0.759	0.168	0.131	0.250	3	Steam Oxide
1760108	●	No. 8 - 32 UNC	H6	2.126	0.381	0.759	0.168	0.131	0.250	3	V
1757401	●	No. 10 - 24 UNC	H3	2.374	0.500	0.874	0.194	0.152	0.250	3	Steam Oxide
1757408	●	No. 10 - 24 UNC	H3	2.374	0.500	0.874	0.194	0.152	0.250	3	V
1760201	●	No. 10 - 24 UNC	H5	2.374	0.500	0.874	0.194	0.152	0.250	3	Steam Oxide
1760208	●	No. 10 - 24 UNC	H5	2.374	0.500	0.874	0.194	0.152	0.250	3	V
1760301	●	No. 10 - 32 UNF	H2	2.374	0.500	0.874	0.194	0.152	0.250	3	Steam Oxide
1760308	●	No. 10 - 32 UNF	H2	2.374	0.500	0.874	0.194	0.152	0.250	3	V
1757501	●	No. 10 - 32 UNF	H3	2.374	0.500	0.874	0.194	0.152	0.250	3	Steam Oxide
1757508	●	No. 10 - 32 UNF	H3	2.374	0.500	0.874	0.194	0.152	0.250	3	V
1760401	●	No. 10 - 32 UNF	H4	2.374	0.500	0.874	0.194	0.152	0.250	3	Steam Oxide
1760408	●	No. 10 - 32 UNF	H4	2.374	0.500	0.874	0.194	0.152	0.250	3	V
1760501	●	No. 10 - 32 UNF	H5	2.374	0.500	0.874	0.194	0.152	0.250	3	Steam Oxide
1760508	●	No. 10 - 32 UNF	H5	2.374	0.500	0.874	0.194	0.152	0.250	3	V
1760601	●	No. 10 - 32 UNF	H6	2.374	0.500	0.874	0.194	0.152	0.250	3	Steam Oxide
1760608	●	No. 10 - 32 UNF	H6	2.374	0.500	0.874	0.194	0.152	0.250	3	V
1757601	●	1/4 - 20 UNC	H3	2.500	0.602	1.003	0.255	0.191	0.313	3	Steam Oxide
1757608	●	1/4 - 20 UNC	H3	2.500	0.602	1.003	0.255	0.191	0.313	3	V
1700201	●	1/4 - 20 UNC	H5	2.500	0.602	1.003	0.255	0.191	0.313	3	Steam Oxide
1700208	●	1/4 - 20 UNC	H5	2.500	0.602	1.003	0.255	0.191	0.313	3	V
1757701	●	1/4 - 28 UNF	H3	2.500	0.602	1.003	0.255	0.191	0.313	3	Steam Oxide
1757708	●	1/4 - 28 UNF	H3	2.500	0.602	1.003	0.255	0.191	0.313	3	V
1700301	●	1/4 - 28 UNF	H4	2.500	0.602	1.003	0.255	0.191	0.313	3	Steam Oxide
1700308	●	1/4 - 28 UNF	H4	2.500	0.602	1.003	0.255	0.191	0.313	3	V
1700401	●	1/4 - 28 UNF	H5	2.500	0.602	1.003	0.255	0.191	0.313	3	Steam Oxide
1700408	●	1/4 - 28 UNF	H5	2.500	0.602	1.003	0.255	0.191	0.313	3	V
1700501	●	1/4 - 28 UNF	H6	2.500	0.602	1.003	0.255	0.191	0.313	3	Steam Oxide

● Stocked ○ Available Upon Request; MOQ May Apply ▲ Globally Stocked





List 312 (Continued)

EXOTAP® VC-10 POT



EDP	Thread Size	Thread Limit	Overall Length	Thread Length	Neck Length	Shank Diameter	Square Width	Square Length	Number of Flutes	Surface Treatment	
			L (Inch)	Lc (Inch)	L1 (Inch)	d (Inch)	k (Inch)	lk (Inch)			
1700508	●	1/4 - 28 UNF	H6	2.500	0.602	1.003	0.255	0.191	0.313	3	V
1757801	●	5/16 - 18 UNC	H3	2.720	0.669	1.129	0.318	0.238	0.375	3	Steam Oxide
1757808	●	5/16 - 18 UNC	H3	2.720	0.669	1.129	0.318	0.238	0.375	3	V
1700601	●	5/16 - 18 UNC	H5	2.720	0.669	1.129	0.318	0.238	0.375	3	Steam Oxide
1700608	●	5/16 - 18 UNC	H5	2.720	0.669	1.129	0.318	0.238	0.375	3	V
1757901	●	5/16 - 24 UNF	H3	2.720	0.669	1.129	0.318	0.238	0.375	3	Steam Oxide
1757908	●	5/16 - 24 UNF	H3	2.720	0.669	1.129	0.318	0.238	0.375	3	V
1700701	●	5/16 - 24 UNF	H4	2.720	0.669	1.129	0.318	0.238	0.375	3	Steam Oxide
1700708	●	5/16 - 24 UNF	H4	2.720	0.669	1.129	0.318	0.238	0.375	3	V
1700801	●	5/16 - 24 UNF	H5	2.720	0.669	1.129	0.318	0.238	0.375	3	Steam Oxide
1700808	●	5/16 - 24 UNF	H5	2.720	0.669	1.129	0.318	0.238	0.375	3	V
1700901	●	5/16 - 24 UNF	H6	2.720	0.669	1.129	0.318	0.238	0.375	3	Steam Oxide
1700908	●	5/16 - 24 UNF	H6	2.720	0.669	1.129	0.318	0.238	0.375	3	V
1758001	●	3/8 - 16 UNC	H3	2.937	0.759	1.259	0.381	0.286	0.438	3	Steam Oxide
1758008	●	3/8 - 16 UNC	H3	2.937	0.759	1.259	0.381	0.286	0.438	3	V
1701001	●	3/8 - 16 UNC	H5	2.937	0.759	1.259	0.381	0.286	0.438	3	Steam Oxide
1701008	●	3/8 - 16 UNC	H5	2.937	0.759	1.259	0.381	0.286	0.438	3	V
1758101	●	3/8 - 24 UNF	H3	2.937	0.759	1.259	0.381	0.286	0.438	3	Steam Oxide
1758108	●	3/8 - 24 UNF	H3	2.937	0.759	1.259	0.381	0.286	0.438	3	V
1701101	●	3/8 - 24 UNF	H4	2.937	0.759	1.259	0.381	0.286	0.438	3	Steam Oxide
1701108	●	3/8 - 24 UNF	H4	2.937	0.759	1.259	0.381	0.286	0.438	3	V
1701201	●	3/8 - 24 UNF	H5	2.937	0.759	1.259	0.381	0.286	0.438	3	Steam Oxide
1701208	●	3/8 - 24 UNF	H5	2.937	0.759	1.259	0.381	0.286	0.438	3	V
1701301	●	3/8 - 24 UNF	H6	2.937	0.759	1.259	0.381	0.286	0.438	3	Steam Oxide
1701308	●	3/8 - 24 UNF	H6	2.937	0.759	1.259	0.381	0.286	0.438	3	V
1758201	●	7/16 - 14 UNC	H3	3.157	0.893	1.291	0.323	0.242	0.406	3	Steam Oxide
1758208	●	7/16 - 14 UNC	H3	3.157	0.893	1.291	0.323	0.242	0.406	3	V
1701401	●	7/16 - 14 UNC	H5	3.157	0.893	1.291	0.323	0.242	0.406	3	Steam Oxide
1701408	●	7/16 - 14 UNC	H5	3.157	0.893	1.291	0.323	0.242	0.406	3	V
1758301	●	7/16 - 20 UNF	H3	3.157	0.858	1.291	0.323	0.242	0.406	3	Steam Oxide
1758308	●	7/16 - 20 UNF	H3	3.157	0.858	1.291	0.323	0.242	0.406	3	V
1701501	●	7/16 - 20 UNF	H5	3.157	0.858	1.291	0.323	0.242	0.406	3	Steam Oxide
1701508	●	7/16 - 20 UNF	H5	3.157	0.858	1.291	0.323	0.242	0.406	3	V
1758401	●	1/2 - 13 UNC	H3	3.374	0.960	1.354	0.367	0.275	0.438	3	Steam Oxide
1758408	●	1/2 - 13 UNC	H3	3.374	0.960	1.354	0.367	0.275	0.438	3	V
1701601	●	1/2 - 13 UNC	H5	3.374	0.960	1.354	0.367	0.275	0.438	3	Steam Oxide
1701608	●	1/2 - 13 UNC	H5	3.374	0.960	1.354	0.367	0.275	0.438	3	V
1758501	●	1/2 - 20 UNF	H3	3.374	0.921	1.354	0.367	0.275	0.438	3	Steam Oxide
1758508	●	1/2 - 20 UNF	H3	3.374	0.921	1.354	0.367	0.275	0.438	3	V
1701701	●	1/2 - 20 UNF	H5	3.374	0.921	1.354	0.367	0.275	0.438	3	Steam Oxide
1701708	●	1/2 - 20 UNF	H5	3.374	0.921	1.354	0.367	0.275	0.438	3	V
1758601	●	5/8 - 11 UNC	H3	3.811	1.137	1.562	0.480	0.360	0.563	3	Steam Oxide
1758608	●	5/8 - 11 UNC	H3	3.811	1.137	1.562	0.480	0.360	0.563	3	V
1758701	●	5/8 - 18 UNF	H3	3.811	1.118	1.562	0.480	0.360	0.563	3	Steam Oxide
1758708	●	5/8 - 18 UNF	H3	3.811	1.118	1.562	0.480	0.360	0.563	3	V
1701801	●	5/8 - 18 UNF	H5	3.811	1.118	1.562	0.480	0.360	0.563	3	Steam Oxide
1701808	●	5/8 - 18 UNF	H5	3.811	1.118	1.562	0.480	0.360	0.563	3	V
1758801	●	3/4 - 10 UNC	H3	4.252	1.251	1.712	0.590	0.442	0.688	4	Steam Oxide
1758808	●	3/4 - 10 UNC	H3	4.252	1.251	1.712	0.590	0.442	0.688	4	V
1758901	●	3/4 - 16 UNF	H3	4.252	1.232	1.712	0.590	0.442	0.688	4	Steam Oxide
1758908	●	3/4 - 16 UNF	H3	4.252	1.232	1.712	0.590	0.442	0.688	4	V

● Stocked ○ Available Upon Request; MOQ May Apply ▲ Globally Stocked



P					M			K	N		S		H						
Steel					Stainless Steel			Cast Iron	Non-Ferrous		HRSA		Hardened Steel						
Carbon Steel			Alloy Steel	Die Steel	300	400	17-4 PH		Aluminum		Nickel Alloy	Titanium							
Low	Medium	High							6061	7075			Casting	Inconel	6Al4V (30 HRC)	~35 HRC	35-45 HRC	45-50 HRC	50-70 HRC
1010	1035	1065	4140	4340															
1018	1045		⊙	○		○	⊙				○	○	⊙	○					
			15-30 SFM	10-25 SFM		12-45 SFM	8-20 SFM				8-15 SFM	8-15 SFM	15-35 SFM	10-20 SFM					

○ Good ⊙ Best



ABOUT OSG

DRILLING

THREADING

MILLING

HOLDERS

INDEX



EXOTAP® VC-10

Ideal for Difficult to Machine Materials

ABOUT OSG

DRILLING

THREADING

MILLING


HOLDERS

INDEX

List 344

EXOTAP® VC-10 POT

SPIRAL POINT	VC10	S/O	V	3 FLUTE	C/SP	0°	PACKED 1 PIECE
--------------	------	-----	---	---------	------	----	-------------------



EDP	Thread Size	Thread Limit	Overall Length	Thread Length	Neck Length	Shank Diameter	Square Width	Square Length	Number of Flutes	Surface Treatment
			L (mm)	Lc (mm)	L1 (mm)	d (mm)	k (mm)	lk (mm)		
1702201	M3 x 0.5	D3	49.20	6.00	16.00	3.58	2.79	4.76	3	Steam Oxide
1702208	M3 x 0.5	D3	49.20	6.00	16.00	3.58	2.79	4.76	3	V
1702301	M4 x 0.7	D4	54.00	8.00	19.10	4.27	3.33	6.35	3	Steam Oxide
1702308	M4 x 0.7	D4	54.00	8.00	19.10	4.27	3.33	6.35	3	V
1702401	M5 x 0.8	D4	60.30	9.00	22.20	4.93	3.86	6.35	3	Steam Oxide
1702408	M5 x 0.8	D4	60.30	9.00	22.20	4.93	3.86	6.35	3	V
1702501	M6 x 1	D5	63.50	12.00	25.40	6.48	4.85	7.94	3	Steam Oxide
1702508	M6 x 1	D5	63.50	12.00	25.40	6.48	4.85	7.94	3	V
1702601	M8 x 1.25	D5	69.10	15.00	28.60	8.08	6.05	9.53	3	Steam Oxide
1702608	M8 x 1.25	D5	69.10	15.00	28.60	8.08	6.05	9.53	3	V
1702701	M10 x 1.25	D5	74.60	17.00	31.60	9.68	7.26	11.11	3	Steam Oxide
1702708	M10 x 1.25	D5	74.60	17.00	31.60	9.68	7.26	11.11	3	V
1702801	M10 x 1.5	D6	74.60	17.00	31.70	9.68	7.26	11.11	3	Steam Oxide
1702808	M10 x 1.5	D6	74.60	17.00	31.70	9.68	7.26	11.11	3	V
1702901	M12 x 1.75	D6	85.70	21.00	32.00	9.32	6.99	11.11	3	Steam Oxide
1702908	M12 x 1.75	D6	85.70	21.00	32.00	9.32	6.99	11.11	3	V

● Stocked ○ Available Upon Request; MOQ May Apply ▲ Globally Stocked



P					M			K	N		S		H			
Steel					Stainless Steel			Cast Iron	Non-Ferrous		HRSA		Hardened Steel			
Carbon Steel			Alloy Steel	Die Steel	300	400	17-4 PH		Aluminum		Nickel Alloy	Titanium				
Low	Medium	High							6061	7075			Casting	Inconel	6Al4V (30 HRC)	~35 HRC
1010	1035	1065	4140	4340												
			○	○		○	○				○	○	○	○		
			15-30 SFM	10-25 SFM		12-45 SFM	8-20 SFM				8-15 SFM	8-15 SFM	15-35 SFM	10-20 SFM		

○ Good ○ Best





List 316

EXOTAP® VC-10 VPO-POT, DIN Overall Length

SPIRAL POINT	VC10	V	C/SP	0°	PACKED 1 PIECE
--------------	------	---	------	----	-------------------



EDP	Thread Size	Thread Limit	Overall Length	Thread Length	Neck Length	Shank Diameter	Square Width	Square Length	Number of Flutes	
			L (Inch)	Lc (Inch)	L1 (Inch)	d (Inch)	k (Inch)	lk (Inch)		
31601108	●	1/4 - 20 UNC	H3	3.140	0.598	1.181	0.255	0.191	0.313	3
31601208	●	1/4 - 20 UNC	H5	3.140	0.598	1.181	0.255	0.191	0.313	3
31601308	●	1/4 - 28 UNF	H3	3.140	0.598	1.181	0.255	0.191	0.313	3
31601408	●	1/4 - 28 UNF	H4	3.140	0.598	1.181	0.255	0.191	0.313	3
31601508	●	5/16 - 18 UNC	H3	3.540	0.665	1.378	0.318	0.238	0.375	3
31601608	●	5/16 - 18 UNC	H5	3.540	0.665	1.378	0.318	0.238	0.375	3
31601708	●	5/16 - 24 UNF	H3	3.540	0.665	1.378	0.318	0.238	0.375	3
31601808	●	5/16 - 24 UNF	H4	3.540	0.665	1.378	0.318	0.238	0.375	3
31601908	●	3/8 - 16 UNC	H3	3.930	0.752	1.535	0.381	0.286	0.438	3
31602008	●	3/8 - 16 UNC	H5	3.930	0.752	1.535	0.381	0.286	0.438	3
31602108	●	3/8 - 24 UNF	H3	3.540	0.752	1.535	0.381	0.286	0.438	3
31602208	●	3/8 - 24 UNF	H4	3.540	0.752	1.535	0.381	0.286	0.438	3
31602308	●	7/16 - 14 UNC	H3	3.930	0.858	1.291	0.323	0.242	0.406	3
31602408	●	7/16 - 14 UNC	H5	3.930	0.858	1.291	0.323	0.242	0.406	3
31602508	●	7/16 - 20 UNF	H3	3.930	0.858	1.291	0.323	0.242	0.406	3
31602608	●	7/16 - 20 UNF	H5	3.930	0.858	1.291	0.323	0.242	0.406	3
31602708	●	1/2 - 13 UNC	H3	4.330	0.921	1.354	0.367	0.275	0.438	3
31602808	●	1/2 - 13 UNC	H5	4.330	0.921	1.354	0.367	0.275	0.438	3
31602908	●	1/2 - 20 UNF	H3	3.930	0.921	1.354	0.367	0.275	0.438	3
31603008	●	1/2 - 20 UNF	H5	3.930	0.921	1.354	0.367	0.275	0.438	3
31603108	●	9/16 - 12 UNC	H3	4.330	1.000	1.472	0.429	0.322	0.500	3
31603208	●	9/16 - 12 UNC	H5	4.330	1.000	1.472	0.429	0.322	0.500	3
31603308	●	9/16 - 18 UNF	H3	3.930	1.000	1.472	0.429	0.322	0.500	3
31603408	●	9/16 - 18 UNF	H5	3.930	1.000	1.472	0.429	0.322	0.500	3
31603508	●	5/8 - 11 UNC	H3	4.330	1.091	1.563	0.480	0.360	0.563	3
31603608	●	5/8 - 11 UNC	H5	4.330	1.091	1.563	0.480	0.360	0.563	3
31603708	●	5/8 - 18 UNF	H3	3.930	1.091	1.563	0.480	0.360	0.563	3
31603808	●	5/8 - 18 UNF	H5	3.930	1.091	1.563	0.480	0.360	0.563	3
31603908	●	3/4 - 10 UNC	H3	4.920	1.201	1.713	0.590	0.442	0.688	4
31605008	●	3/4 - 10 UNC	H5	4.920	1.201	1.713	0.590	0.442	0.688	4
31604008	●	3/4 - 16 UNF	H3	4.330	1.201	1.713	0.590	0.442	0.688	4
31604108	●	3/4 - 16 UNF	H5	4.330	1.201	1.713	0.590	0.442	0.688	4
31604208	●	7/8 - 9 UNC	H4	5.510	1.335	1.886	0.697	0.523	0.750	4
31604308	●	7/8 - 9 UNC	H6	5.510	1.335	1.886	0.697	0.523	0.750	4
31604408	●	7/8 - 14 UNF	H4	4.920	1.335	1.886	0.697	0.523	0.750	4
31604508	●	7/8 - 14 UNF	H6	4.920	1.335	1.886	0.697	0.523	0.750	4
31604608	●	1 - 8 UNC	H4	6.290	1.500	2.091	0.800	0.600	0.813	4
31604708	●	1 - 8 UNC	H6	6.290	1.500	2.091	0.800	0.600	0.813	4
31604808	●	1 - 12 UNF	H4	5.510	1.500	2.091	0.800	0.600	0.813	4
31604908	●	1 - 12 UNF	H6	5.510	1.500	2.091	0.800	0.600	0.813	4

● Stocked ○ Available Upon Request; MOQ May Apply ▲ Globally Stocked



P					M			K	N		S		H						
Steel					Stainless Steel				Non-Ferrous		HRSA		Hardened Steel						
Carbon Steel			Alloy Steel	Die Steel					Aluminum		Nickel Alloy	Titanium							
Low	Medium	High			300	400	17-4 PH		6061	Casting			Inconel	6Al4V (30 HRC)	~35 HRC	35-45 HRC	45-50 HRC	50-70 HRC	
1010	1035	1045	1065	4140	4340														
1018	1045	1065		⊙	○														
				15-30 SFM	10-25 SFM														

○ Good ⊙ Best





EXOTAP® VC-10 Oil

Coolant-Through Taps Designed for Difficult to Machine Materials

ABOUT OSG

DRILLING

THREADING

MILLING

HOLDERS

INDEX

List 350

EXOTAP® VC-10 VPO-POT, DIN Overall Length



EDP	Thread Size	Thread Limit	Overall Length	Thread Length	Neck Length	Shank Diameter	Square Width	Square Length	Number of Flutes
			L (mm)	Lc (mm)	L1 (mm)	d (mm)	k (mm)	lk (mm)	
35000408	M6 x 1	D5	80.00	12.00	30.00	6.48	4.85	7.94	3
35000508	M8 x 1	D5	90.00	15.00	35.00	8.08	6.05	9.53	3
35000608	M8 x 1.25	D5	90.00	15.00	35.00	8.08	6.05	9.53	3
35000708	M10 x 1.25	D5	100.00	18.00	39.00	9.68	7.26	11.11	3
35000808	M10 x 1.5	D6	100.00	18.00	39.00	9.68	7.26	11.11	3
35000908	M12 x 1.25	D5	100.00	21.00	32.00	9.32	6.99	11.11	3
35001008	M12 x 1.5	D6	100.00	21.00	32.00	9.32	6.99	11.11	3
35001108	M12 x 1.75	D6	110.00	21.00	32.00	9.32	6.99	11.11	3
35001208	M14 x 1.5	D6	100.00	24.00	36.00	10.90	8.18	12.70	3
35001308	M14 x 2	D7	110.00	24.00	36.00	10.90	8.18	12.70	3
35001408	M16 x 1.5	D6	100.00	24.00	36.00	12.19	9.14	14.29	4
35001508	M16 x 2	D7	110.00	24.00	36.00	12.19	9.14	14.29	4
35001608	M18 x 1.5	D6	110.00	30.00	43.00	13.77	10.31	15.88	4
35001708	M18 x 2.5	D7	125.00	30.00	43.00	13.77	10.31	15.88	4
35001808	M20 x 1.5	D6	125.00	30.00	44.00	16.56	12.42	17.46	4
35001908	M20 x 2.5	D7	140.00	30.00	44.00	16.56	12.42	17.46	4
35002008	M22 x 1.5	D6	125.00	30.00	44.00	17.70	13.28	19.05	4
35002108	M22 x 2.5	D7	140.00	30.00	44.00	17.70	13.28	19.05	4
35002208	M24 x 1.5	D6	140.00	36.00	51.00	19.30	14.48	19.05	4
35002308	M24 x 3	D8	160.00	36.00	51.00	19.30	14.48	19.05	4

● Stocked ○ Available Upon Request; MOQ May Apply ▲ Globally Stocked



P					M			K	N		S		H					
Steel					Stainless Steel			Cast Iron	Non-Ferrous		HRSA		Hardened Steel					
Carbon Steel			Alloy Steel	Die Steel					Aluminum		Nickel Alloy	Titanium						
Low	Medium	High			300	400	17-4 PH		6061	Casting			Inconel	6Al4V (30 HRC)	~35 HRC	35-45 HRC	45-50 HRC	50-70 HRC
1010	1035	1065	4140	4340														
1018	1045		⊙	○			⊙				○	○	⊙	○				
			15-30 SFM	10-25 SFM		12-45 SFM	8-20 SFM				8-15 SFM	8-15 SFM	15-35 SFM	10-20 SFM				

○ Good ⊙ Best





List 300

EXOTAP® VA-3 POT



EDP	Thread Size	Thread Limit	Overall Length	Thread Length	Neck Length	Shank Diameter	Square Width	Square Length	Number of Flutes	Surface Treatment	
			L (Inch)	Lc (Inch)	L1 (Inch)	d (Inch)	k (Inch)	lk (Inch)			
1734601	●	No. 2 - 56 UNC	H2	1.752	0.437	0.476	0.141	0.110	0.188	2	Steam Oxide
1734608	●	No. 2 - 56 UNC	H2	1.752	0.437	0.476	0.141	0.110	0.188	2	V
1734701	●	No. 2 - 56 UNC	H3	1.752	0.437	0.476	0.141	0.110	0.188	2	Steam Oxide
1734708	●	No. 2 - 56 UNC	H3	1.752	0.437	0.476	0.141	0.110	0.188	2	V
1725501	●	No. 2 - 56 UNC	H4	1.752	0.437	0.476	0.141	0.110	0.188	2	Steam Oxide
1725601	●	No. 3 - 48 UNC	H2	1.811	0.496	0.535	0.141	0.110	0.188	2	Steam Oxide
1730001	●	No. 4 - 40 UNC	H2	1.874	0.303	0.566	0.141	0.110	0.188	2	Steam Oxide
1730005	●	No. 4 - 40 UNC	H2	1.874	0.303	0.566	0.141	0.110	0.188	2	TiN
1730008	●	No. 4 - 40 UNC	H2	1.874	0.303	0.566	0.141	0.110	0.188	2	V
1734801	●	No. 4 - 40 UNC	H3	1.874	0.303	0.566	0.141	0.110	0.188	2	Steam Oxide
1734808	●	No. 4 - 40 UNC	H3	1.874	0.303	0.566	0.141	0.110	0.188	2	V
1725801	●	No. 4 - 40 UNC	H4	1.874	0.303	0.566	0.141	0.110	0.188	2	Steam Oxide
1734901	●	No. 4 - 40 UNC	H5	1.874	0.303	0.566	0.141	0.110	0.188	2	Steam Oxide
1734908	●	No. 4 - 40 UNC	H5	1.874	0.303	0.566	0.141	0.110	0.188	2	V
1726801	●	No. 4 - 40 UNC	H6	1.874	0.303	0.566	0.141	0.110	0.188	2	Steam Oxide
1726901	●	No. 4 - 48 UNF	H2	1.874	0.295	0.559	0.141	0.110	0.188	2	Steam Oxide
1727001	●	No. 4 - 48 UNF	H4	1.874	0.295	0.559	0.141	0.110	0.188	2	Steam Oxide
1730101	●	No. 5 - 40 UNC	H2	1.937	0.307	0.633	0.141	0.110	0.188	2	Steam Oxide
1730108	●	No. 5 - 40 UNC	H2	1.937	0.307	0.633	0.141	0.110	0.188	2	V
1735801	●	No. 6 - 32 UNC	H2	2.000	0.377	0.692	0.141	0.110	0.188	2	Steam Oxide
1735808	●	No. 6 - 32 UNC	H2	2.000	0.377	0.692	0.141	0.110	0.188	2	V
1730201	●	No. 6 - 32 UNC	H3	2.000	0.377	0.692	0.141	0.110	0.188	2	Steam Oxide
1730208	●	No. 6 - 32 UNC	H3	2.000	0.377	0.692	0.141	0.110	0.188	2	V
1739801	●	No. 6 - 32 UNC	H3	2.000	0.377	0.692	0.141	0.110	0.188	3	Steam Oxide
1739805	●	No. 6 - 32 UNC	H3	2.000	0.377	0.692	0.141	0.110	0.188	3	TiN
1739808	●	No. 6 - 32 UNC	H3	2.000	0.377	0.692	0.141	0.110	0.188	3	V
1727101	●	No. 6 - 32 UNC	H4	2.000	0.377	0.692	0.141	0.110	0.188	3	Steam Oxide
1737101	●	No. 6 - 32 UNC	H5	2.000	0.377	0.692	0.141	0.110	0.188	2	Steam Oxide
1737108	●	No. 6 - 32 UNC	H5	2.000	0.377	0.692	0.141	0.110	0.188	2	V
1727201	●	No. 6 - 32 UNC	H7	2.000	0.377	0.692	0.141	0.110	0.188	2	Steam Oxide
1727301	●	No. 6 - 40 UNF	H2	2.000	0.370	0.685	0.141	0.110	0.188	3	Steam Oxide
1727401	●	No. 6 - 40 UNF	H3	2.000	0.370	0.685	0.141	0.110	0.188	3	Steam Oxide
1735901	●	No. 8 - 32 UNC	H2	2.126	0.381	0.759	0.168	0.131	0.250	3	Steam Oxide
1735908	●	No. 8 - 32 UNC	H2	2.126	0.381	0.759	0.168	0.131	0.250	3	V
1730301	●	No. 8 - 32 UNC	H3	2.126	0.381	0.759	0.168	0.131	0.250	3	Steam Oxide
1730305	●	No. 8 - 32 UNC	H3	2.126	0.381	0.759	0.168	0.131	0.250	3	TiN
1730308	●	No. 8 - 32 UNC	H3	2.126	0.381	0.759	0.168	0.131	0.250	3	V
1727501	●	No. 8 - 32 UNC	H4	2.126	0.381	0.759	0.168	0.131	0.250	3	Steam Oxide
1737201	●	No. 8 - 32 UNC	H5	2.126	0.381	0.759	0.168	0.131	0.250	3	Steam Oxide
1737208	●	No. 8 - 32 UNC	H5	2.126	0.381	0.759	0.168	0.131	0.250	3	V
1727601	●	No. 8 - 32 UNC	H7	2.126	0.381	0.759	0.168	0.131	0.250	3	Steam Oxide
1727701	●	No. 8 - 36 UNF	H2	2.126	0.374	0.752	0.168	0.131	0.250	3	Steam Oxide

● Stocked ○ Available Upon Request; MOQ May Apply ▲ Globally Stocked



CONTINUED ➔

P					M			K	N		S		H			
Steel					Stainless Steel			Cast Iron	Non-Ferrous		HRSA		Hardened Steel			
Carbon Steel			Alloy Steel	Die Steel	300	400	17-4 PH		Aluminum		Nickel Alloy	Titanium				
Low	Medium	High							6061	Casting			Inconel	6Al4V (30 HRC)	~35 HRC	35-45 HRC
1010	1035	1045	1065	4140	4340			6061	7075	Casting	Inconel	6Al4V (30 HRC)	~35 HRC	35-45 HRC	45-50 HRC	50-70 HRC
○	○	○						○	○	○						
25-80 SFM	20-50 SFM	20-45 SFM						20-45 SFM	20-45 SFM	8-20 SFM						

○ Good ○ Best





List 300 (Continued)

EXOTAP® VA-3 POT



EDP	Thread Size	Thread Limit	Overall Length	Thread Length	Neck Length	Shank Diameter	Square Width	Square Length	Number of Flutes	Surface Treatment	
			L (Inch)	Lc (Inch)	L1 (Inch)	d (Inch)	k (Inch)	lk (Inch)			
1730401	●	No. 10 - 24 UNC	H3	2.374	0.500	0.874	0.194	0.152	0.250	3	Steam Oxide
1730405	●	No. 10 - 24 UNC	H3	2.374	0.500	0.874	0.194	0.152	0.250	3	TiN
1730408	●	No. 10 - 24 UNC	H3	2.374	0.500	0.874	0.194	0.152	0.250	3	V
1727801	●	No. 10 - 24 UNC	H4	2.374	0.500	0.874	0.194	0.152	0.250	3	Steam Oxide
1727901	●	No. 10 - 24 UNC	H5	2.374	0.500	0.874	0.194	0.152	0.250	3	Steam Oxide
1736501	●	No. 10 - 32 UNF	H2	2.374	0.500	0.874	0.194	0.152	0.250	3	Steam Oxide
1736508	●	No. 10 - 32 UNF	H2	2.374	0.500	0.874	0.194	0.152	0.250	3	V
1730501	●	No. 10 - 32 UNF	H3	2.374	0.500	0.874	0.194	0.152	0.250	3	Steam Oxide
1730505	●	No. 10 - 32 UNF	H3	2.374	0.500	0.874	0.194	0.152	0.250	3	TiN
1730508	●	No. 10 - 32 UNF	H3	2.374	0.500	0.874	0.194	0.152	0.250	3	V
1776401	●	No. 10 - 32 UNF	H4	2.374	0.500	0.874	0.194	0.152	0.250	3	Steam Oxide
1776408	●	No. 10 - 32 UNF	H4	2.374	0.500	0.874	0.194	0.152	0.250	3	V
1737301	●	No. 10 - 32 UNF	H5	2.374	0.500	0.874	0.194	0.152	0.250	3	Steam Oxide
1737308	●	No. 10 - 32 UNF	H5	2.374	0.500	0.874	0.194	0.152	0.250	3	V
1728001	●	No. 10 - 32 UNF	H6	2.374	0.500	0.874	0.194	0.152	0.250	3	Steam Oxide
1728101	●	No. 10 - 32 UNF	H7	2.374	0.500	0.874	0.194	0.152	0.250	3	Steam Oxide
1728201	●	No. 12 - 24 UNC	H3	2.374	0.508	0.937	0.220	0.165	0.281	3	Steam Oxide
1728301	●	No. 12 - 28 UNF	H3	2.374	0.503	0.940	0.220	0.165	0.281	3	Steam Oxide
1736601	●	1/4 - 20 UNC	H2	2.500	0.602	1.003	0.255	0.191	0.313	3	Steam Oxide
1736608	●	1/4 - 20 UNC	H2	2.500	0.602	1.003	0.255	0.191	0.313	3	V
1730601	●	1/4 - 20 UNC	H3	2.500	0.602	1.003	0.255	0.191	0.313	3	Steam Oxide
1730605	●	1/4 - 20 UNC	H3	2.500	0.602	1.003	0.255	0.191	0.313	3	TiN
1730608	●	1/4 - 20 UNC	H3	2.500	0.602	1.003	0.255	0.191	0.313	3	V
1737401	●	1/4 - 20 UNC	H5	2.500	0.602	1.003	0.255	0.191	0.313	3	Steam Oxide
1737408	●	1/4 - 20 UNC	H5	2.500	0.602	1.003	0.255	0.191	0.313	3	V
1728401	●	1/4 - 20 UNC	H7	2.500	0.602	1.003	0.255	0.191	0.313	3	Steam Oxide
1736701	●	1/4 - 28 UNF	H2	2.500	0.602	1.003	0.255	0.191	0.313	3	Steam Oxide
1736708	●	1/4 - 28 UNF	H2	2.500	0.602	1.003	0.255	0.191	0.313	3	V
1730701	●	1/4 - 28 UNF	H3	2.500	0.602	1.003	0.255	0.191	0.313	3	Steam Oxide
1730705	●	1/4 - 28 UNF	H3	2.500	0.602	1.003	0.255	0.191	0.313	3	TiN
1730708	●	1/4 - 28 UNF	H3	2.500	0.602	1.003	0.255	0.191	0.313	3	V
1736801	●	1/4 - 28 UNF	H4	2.500	0.602	1.003	0.255	0.191	0.313	3	Steam Oxide
1736808	●	1/4 - 28 UNF	H4	2.500	0.602	1.003	0.255	0.191	0.313	3	V
1728501	●	1/4 - 28 UNF	H5	2.500	0.602	1.003	0.255	0.191	0.313	3	Steam Oxide
1728601	●	1/4 - 28 UNF	H6	2.500	0.602	1.003	0.255	0.191	0.313	3	Steam Oxide
1728701	●	1/4 - 28 UNF	H7	2.500	0.602	1.003	0.255	0.191	0.313	3	Steam Oxide
1730801	●	5/16 - 18 UNC	H3	2.720	0.669	1.129	0.318	0.238	0.375	3	Steam Oxide
1730805	●	5/16 - 18 UNC	H3	2.720	0.669	1.129	0.318	0.238	0.375	3	TiN
1730808	●	5/16 - 18 UNC	H3	2.720	0.669	1.129	0.318	0.238	0.375	3	V
1738301	●	5/16 - 18 UNC	H5	2.720	0.669	1.129	0.318	0.238	0.375	3	Steam Oxide
1738308	●	5/16 - 18 UNC	H5	2.720	0.669	1.129	0.318	0.238	0.375	3	V
1728801	●	5/16 - 18 UNC	H7	2.720	0.669	1.129	0.318	0.238	0.375	3	Steam Oxide
1730901	●	5/16 - 24 UNF	H3	2.720	0.669	1.129	0.318	0.238	0.375	3	Steam Oxide
1730905	●	5/16 - 24 UNF	H3	2.720	0.669	1.129	0.318	0.238	0.375	3	TiN
1730908	●	5/16 - 24 UNF	H3	2.720	0.669	1.129	0.318	0.238	0.375	3	V
1736901	●	5/16 - 24 UNF	H4	2.720	0.669	1.129	0.318	0.238	0.375	3	Steam Oxide
1736908	●	5/16 - 24 UNF	H4	2.720	0.669	1.129	0.318	0.238	0.375	3	V
1728901	●	5/16 - 24 UNF	H5	2.720	0.669	1.129	0.318	0.238	0.375	3	Steam Oxide
1729001	●	5/16 - 24 UNF	H6	2.720	0.669	1.129	0.318	0.238	0.375	3	Steam Oxide
1729101	●	5/16 - 24 UNF	H7	2.720	0.669	1.129	0.318	0.238	0.375	3	Steam Oxide
1731001	●	3/8 - 16 UNC	H3	2.937	0.759	1.259	0.381	0.286	0.438	3	Steam Oxide
1731005	●	3/8 - 16 UNC	H3	2.937	0.759	1.259	0.381	0.286	0.438	3	TiN
1731008	●	3/8 - 16 UNC	H3	2.937	0.759	1.259	0.381	0.286	0.438	3	V

● Stocked ○ Available Upon Request; MOQ May Apply ▲ Globally Stocked





List 300 (Continued)

EXOTAP® VA-3 POT

SPIRAL POINT	HSSE	S/O	TiN	V	C/4P	0°	PACKED 1 PIECE
--------------	------	-----	-----	---	------	----	-------------------

EDP		Thread Size	Thread Limit	Overall Length	Thread Length	Neck Length	Shank Diameter	Square Width	Square Length	Number of Flutes	Surface Treatment
				L (Inch)	Lc (Inch)	L1 (Inch)	d (Inch)	k (Inch)	lk (Inch)		
1738401	●	3/8 - 16 UNC	H5	2.937	0.759	1.259	0.381	0.286	0.438	3	Steam Oxide
1738408	●	3/8 - 16 UNC	H5	2.937	0.759	1.259	0.381	0.286	0.438	3	V
1729201	●	3/8 - 16 UNC	H7	2.937	0.759	1.259	0.381	0.286	0.438	3	Steam Oxide
1731101	●	3/8 - 24 UNF	H3	2.937	0.759	1.259	0.381	0.286	0.438	3	Steam Oxide
1731105	●	3/8 - 24 UNF	H3	2.937	0.759	1.259	0.381	0.286	0.438	3	TiN
1731108	●	3/8 - 24 UNF	H3	2.937	0.759	1.259	0.381	0.286	0.438	3	V
1737001	●	3/8 - 24 UNF	H4	2.937	0.759	1.259	0.381	0.286	0.438	3	Steam Oxide
1737008	●	3/8 - 24 UNF	H4	2.937	0.759	1.259	0.381	0.286	0.438	3	V
1729301	●	3/8 - 24 UNF	H5	2.937	0.759	1.259	0.381	0.286	0.438	3	Steam Oxide
1729401	●	3/8 - 24 UNF	H7	2.937	0.759	1.259	0.381	0.286	0.438	3	Steam Oxide
1731201	●	7/16 - 14 UNC	H3	3.157	0.893	1.291	0.323	0.242	0.406	3	Steam Oxide
1731205	●	7/16 - 14 UNC	H3	3.157	0.893	1.291	0.323	0.242	0.406	3	TiN
1731208	●	7/16 - 14 UNC	H3	3.157	0.893	1.291	0.323	0.242	0.406	3	V
1738501	●	7/16 - 14 UNC	H5	3.157	0.881	1.291	0.323	0.242	0.406	3	Steam Oxide
1738508	●	7/16 - 14 UNC	H5	3.157	0.881	1.291	0.323	0.242	0.406	3	V
1731301	●	7/16 - 20 UNF	H3	3.157	0.881	1.291	0.323	0.242	0.406	3	Steam Oxide
1731305	●	7/16 - 20 UNF	H3	3.157	0.881	1.291	0.323	0.242	0.406	3	TiN
1731308	●	7/16 - 20 UNF	H3	3.157	0.881	1.291	0.323	0.242	0.406	3	V
1738601	●	7/16 - 20 UNF	H5	3.157	0.881	1.291	0.323	0.242	0.406	3	Steam Oxide
1738608	●	7/16 - 20 UNF	H5	3.157	0.881	1.291	0.323	0.242	0.406	3	V
1731401	●	1/2 - 13 UNC	H3	3.374	0.960	1.354	0.367	0.275	0.438	3	Steam Oxide
1731405	●	1/2 - 13 UNC	H3	3.374	0.960	1.354	0.367	0.275	0.438	3	TiN
1731408	●	1/2 - 13 UNC	H3	3.374	0.960	1.354	0.367	0.275	0.438	3	V
1738701	●	1/2 - 13 UNC	H5	3.374	0.960	1.354	0.367	0.275	0.438	3	Steam Oxide
1738708	●	1/2 - 13 UNC	H5	3.374	0.960	1.354	0.367	0.275	0.438	3	V
1729501	●	1/2 - 13 UNC	H7	3.374	0.960	1.354	0.367	0.275	0.438	3	Steam Oxide
1731501	●	1/2 - 20 UNF	H3	3.374	0.944	1.354	0.367	0.275	0.438	3	Steam Oxide
1731505	●	1/2 - 20 UNF	H3	3.374	0.944	1.354	0.367	0.275	0.438	3	TiN
1731508	●	1/2 - 20 UNF	H3	3.374	0.944	1.354	0.367	0.275	0.438	3	V
1738801	●	1/2 - 20 UNF	H5	3.374	0.921	1.354	0.367	0.275	0.438	3	Steam Oxide
1738808	●	1/2 - 20 UNF	H5	3.374	0.921	1.354	0.367	0.275	0.438	3	V
1725001	●	9/16 - 12 UNC	H3	3.594	1.043	1.472	0.429	0.322	0.500	3	Steam Oxide
1725005	●	9/16 - 12 UNC	H3	3.594	1.043	1.472	0.429	0.322	0.500	3	TiN
1725008	●	9/16 - 12 UNC	H3	3.594	1.043	1.472	0.429	0.322	0.500	3	V
1725101	●	9/16 - 18 UNF	H3	3.594	1.027	1.472	0.429	0.322	0.500	3	Steam Oxide
1725105	●	9/16 - 18 UNF	H3	3.594	1.027	1.472	0.429	0.322	0.500	3	TiN
1725108	●	9/16 - 18 UNF	H3	3.594	1.027	1.472	0.429	0.322	0.500	3	V
1731601	●	5/8 - 11 UNC	H3	3.811	1.137	1.562	0.480	0.360	0.563	3	Steam Oxide
1731605	●	5/8 - 11 UNC	H3	3.811	1.137	1.562	0.480	0.360	0.563	3	TiN
1731608	●	5/8 - 11 UNC	H3	3.811	1.137	1.562	0.480	0.360	0.563	3	V
1738901	●	5/8 - 11 UNC	H5	3.811	1.137	1.562	0.480	0.360	0.563	3	Steam Oxide
1738908	●	5/8 - 11 UNC	H5	3.811	1.137	1.562	0.480	0.360	0.563	3	V
1729601	●	5/8 - 11 UNC	H7	3.811	1.137	1.562	0.480	0.360	0.563	3	Steam Oxide
1731701	●	5/8 - 18 UNF	H3	3.811	1.118	1.562	0.480	0.360	0.563	3	Steam Oxide
1731705	●	5/8 - 18 UNF	H3	3.811	1.118	1.562	0.480	0.360	0.563	3	TiN
1731708	●	5/8 - 18 UNF	H3	3.811	1.118	1.562	0.480	0.360	0.563	3	V
1729701	●	5/8 - 18 UNF	H5	3.811	1.118	1.562	0.480	0.360	0.563	3	Steam Oxide
1729801	●	5/8 - 18 UNF	H7	3.811	1.118	1.562	0.480	0.360	0.563	3	Steam Oxide

● Stocked ○ Available Upon Request; MOQ May Apply ▲ Globally Stocked



CONTINUED ➔

P					M			K	N		S		H					
Steel					Stainless Steel			Cast Iron	Non-Ferrous		HRSA		Hardened Steel					
Carbon Steel			Alloy Steel	Die Steel					Aluminum		Nickel Alloy	Titanium						
Low	Medium	High							6061	Casting			Inconel	6Al4V (30 HRC)	~35 HRC	35-45 HRC	45-50 HRC	50-70 HRC
1010	1035	1065	4140	4340														
1018	1045				300	400	17-4 PH		6061	7075								
○	○	○			○	○	○											
25-80 SFM	20-50 SFM	20-45 SFM			20-45 SFM	20-45 SFM	8-20 SFM											

○ Good ○ Best



ABOUT OSG
DRILLING
THREADING
MILLING
HOLDERS
INDEX



List 300 (Continued)

EXOTAP® VA-3 POT



EDP	Thread Size	Thread Limit	Overall Length	Thread Length	Neck Length	Shank Diameter	Square Width	Square Length	Number of Flutes	Surface Treatment	
			L (Inch)	Lc (Inch)	L1 (Inch)	d (Inch)	k (Inch)	lk (Inch)			
1731801	●	3/4 - 10 UNC	H3	4.252	1.251	1.712	0.590	0.442	0.688	3	Steam Oxide
1731805	●	3/4 - 10 UNC	H3	4.252	1.251	1.712	0.590	0.442	0.688	3	TiN
1731808	●	3/4 - 10 UNC	H3	4.252	1.251	1.712	0.590	0.442	0.688	3	V
1731901	●	3/4 - 16 UNF	H3	4.252	1.232	1.712	0.590	0.442	0.688	3	Steam Oxide
1731905	●	3/4 - 16 UNF	H3	4.252	1.232	1.712	0.590	0.442	0.688	3	TiN
1731908	●	3/4 - 16 UNF	H3	4.252	1.232	1.712	0.590	0.442	0.688	3	V
1725201	●	7/8 - 9 UNC	H4	4.689	1.389	1.885	0.697	0.523	0.750	3	Steam Oxide
1725205	●	7/8 - 9 UNC	H4	4.689	1.389	1.885	0.697	0.523	0.750	3	TiN
1725208	●	7/8 - 9 UNC	H4	4.689	1.389	1.885	0.697	0.523	0.750	3	V
1725301	●	7/8 - 14 UNF	H4	4.689	1.370	1.885	0.697	0.523	0.750	3	Steam Oxide
1725305	●	7/8 - 14 UNF	H4	4.689	1.370	1.885	0.697	0.523	0.750	3	TiN
1725308	●	7/8 - 14 UNF	H4	4.689	1.370	1.885	0.697	0.523	0.750	3	V
1725401	●	1 - 8 UNC	H4	5.126	1.562	2.090	0.800	0.600	0.813	3	Steam Oxide
1725405	●	1 - 8 UNC	H4	5.126	1.562	2.090	0.800	0.600	0.813	3	TiN
1725408	●	1 - 8 UNC	H4	5.126	1.562	2.090	0.800	0.600	0.813	3	V
1729901	●	1 - 12 UNF	H4	5.126	1.543	2.090	0.800	0.600	0.813	3	Steam Oxide

● Stocked ○ Available Upon Request; MOQ May Apply ▲ Globally Stocked



P					M			K	N		S		H				
Steel					Stainless Steel			Cast Iron	Non-Ferrous		HRSA		Hardened Steel				
Carbon Steel			Alloy Steel	Die Steel	Aluminum		Inconel		Titanium								
Low	Medium	High			6061	Casting				6Al4V	~35 HRC	35-45 HRC	45-50 HRC	50-70 HRC			
1010	1035	1065	4140		300	400	17-4 PH		7075		(30 HRC)						
1018	1045		4340		⊙	⊙	○										
25-80 SFM	20-50 SFM	20-45 SFM			20-45 SFM	20-45 SFM	8-20 SFM										

○ Good ⊙ Best





List 342

EXOTAP® VA-3 POT

SPIRAL POINT	HSSE	S/O	TiN	V	3 FLUTE	C/4P	0°	PACKED 1 PIECE
--------------	------	-----	-----	---	---------	------	----	-------------------



EDP	Thread Size	Thread Limit	Overall Length	Thread Length	Neck Length	Shank Diameter	Square Width	Square Length	Surface Treatment	
			L (mm)	Lc (mm)	L1 (mm)	d (mm)	k (mm)	lk (mm)		
1750101	●	M3 x 0.5	D3	49.20	6.00	16.00	3.58	2.79	4.76	Steam Oxide
1750108	●	M3 x 0.5	D3	49.20	6.00	16.00	3.58	2.79	4.76	V
1772901	●	M3.5 x 0.6	D4	50.80	7.00	17.50	3.58	2.79	4.76	Steam Oxide
1750401	●	M4 x 0.7	D4	54.00	8.00	19.10	4.27	3.33	6.35	Steam Oxide
1750405	●	M4 x 0.7	D4	54.00	8.00	19.10	4.27	3.33	6.35	TiN
1750408	●	M4 x 0.7	D4	54.00	8.00	19.10	4.27	3.33	6.35	V
1750701	●	M5 x 0.8	D4	60.30	9.00	22.20	4.93	3.86	6.35	Steam Oxide
1750705	●	M5 x 0.8	D4	60.30	9.00	22.20	4.93	3.86	6.35	TiN
1750708	●	M5 x 0.8	D4	60.30	9.00	22.20	4.93	3.86	6.35	V
1751001	●	M6 x 1	D5	63.50	12.00	25.40	6.48	4.85	7.94	Steam Oxide
1751005	●	M6 x 1	D5	63.50	12.00	25.40	6.48	4.85	7.94	TiN
1751008	●	M6 x 1	D5	63.50	12.00	25.40	6.48	4.85	7.94	V
1773401	●	M7 x 1	D5	69.10	12.00	28.70	8.08	6.05	9.53	Steam Oxide
1773201	●	M8 x 1	D5	69.10	15.00	28.60	8.08	6.05	9.53	Steam Oxide
1751301	●	M8 x 1.25	D5	69.10	15.00	28.60	8.08	6.05	9.53	Steam Oxide
1751305	●	M8 x 1.25	D5	69.10	15.00	28.60	8.08	6.05	9.53	TiN
1751308	●	M8 x 1.25	D5	69.10	15.00	28.60	8.08	6.05	9.53	V
1773101	●	M10 x 1.25	D5	74.60	17.00	31.70	9.68	7.26	11.11	Steam Oxide
1751601	●	M10 x 1.5	D6	74.60	18.00	31.80	9.68	7.26	11.11	Steam Oxide
1751605	●	M10 x 1.5	D6	74.60	18.00	31.80	9.68	7.26	11.11	TiN
1751608	●	M10 x 1.5	D6	74.60	18.00	31.80	9.68	7.26	11.11	V
1772701	●	M12 x 1.25	D5	85.70	21.00	32.00	9.32	6.99	11.11	Steam Oxide
1751901	●	M12 x 1.75	D6	85.70	21.00	32.00	9.32	6.99	11.11	Steam Oxide
1751905	●	M12 x 1.75	D6	85.70	21.00	32.00	9.32	6.99	11.11	TiN
1751908	●	M12 x 1.75	D6	85.70	21.00	32.00	9.32	6.99	11.11	V
1772801	●	M14 x 1.5	D6	91.30	24.00	36.00	10.90	8.18	12.70	Steam Oxide
1772601	●	M14 x 2	D7	91.30	24.00	36.00	10.90	8.18	12.70	Steam Oxide
1773001	●	M16 x 1.5	D6	96.80	24.00	36.00	12.19	9.14	14.29	Steam Oxide
1773501	●	M16 x 2	D7	96.80	24.00	36.00	12.19	9.14	14.29	Steam Oxide
1773301	●	M18 x 1.5	D6	102.40	30.00	43.00	13.77	10.31	15.88	Steam Oxide

● Stocked ○ Available Upon Request; MOQ May Apply ▲ Globally Stocked

EXT

P					M			K Cast Iron	N		S		H			
Steel					Stainless Steel				Non-Ferrous		HRSA		Hardened Steel			
Carbon Steel			Alloy Steel	Die Steel					Aluminum		Nickel Alloy	Titanium				
Low	Medium	High			300	400	17-4 PH		6061 7075	Casting	Inconel	6Al4V (30 HRC)	~35 HRC	35-45 HRC	45-50 HRC	50-70 HRC
1010	1035	1065	4140	4340	300	400	17-4 PH	6061	7075	Casting	Inconel	6Al4V (30 HRC)	~35 HRC	35-45 HRC	45-50 HRC	50-70 HRC
○	○	○			○	○	○									
25-80 SFM	20-50 SFM	20-45 SFM			20-45 SFM	20-45 SFM	8-20 SFM									

○ Good ○ Best





EXOTAP VA-3[®] Oil

Coolant-Through Taps Designed for Stainless Steel

ABOUT OSG

DRILLING

THREADING

MILLING

HOLDERS

INDEX

List 306

EXOTAP[®] OIL-V-POT, DIN Overall Length

EDP	Thread Size	Thread Limit	Overall Length	Thread Length	Neck Length	Shank Diameter	Square Width	Square Length
			L (Inch)	Lc (Inch)	L1 (Inch)	d (Inch)	k (Inch)	lk (Inch)
30601708	1/4 - 20 UNC	H3	3.140	0.598	1.181	0.255	0.191	0.313
30601808	1/4 - 20 UNC	H5	3.140	0.598	1.181	0.255	0.191	0.313
30601908	1/4 - 28 UNF	H3	3.140	0.598	1.181	0.255	0.191	0.313
30602008	1/4 - 28 UNF	H4	3.140	0.598	1.181	0.255	0.191	0.313
30602108	5/16 - 18 UNC	H3	3.540	0.665	1.378	0.318	0.238	0.375
30602208	5/16 - 18 UNC	H5	3.540	0.665	1.378	0.318	0.238	0.375
30602308	5/16 - 24 UNF	H3	3.540	0.665	1.378	0.318	0.238	0.375
30602408	5/16 - 24 UNF	H4	3.540	0.665	1.378	0.318	0.238	0.375
30602508	3/8 - 16 UNC	H3	3.930	0.752	1.535	0.381	0.286	0.438
30602608	3/8 - 16 UNC	H5	3.930	0.752	1.535	0.381	0.286	0.438
30602708	3/8 - 24 UNF	H3	3.540	0.752	1.378	0.381	0.286	0.438
30602808	3/8 - 24 UNF	H4	3.540	0.752	1.378	0.381	0.286	0.438
30602908	7/16 - 14 UNC	H3	3.930	0.858	1.291	0.323	0.242	0.406
30603008	7/16 - 14 UNC	H5	3.930	0.858	1.291	0.323	0.242	0.406
30603108	7/16 - 20 UNF	H3	3.930	0.858	1.291	0.323	0.242	0.406
30603208	7/16 - 20 UNF	H5	3.930	0.858	1.291	0.323	0.242	0.406
30603308	1/2 - 13 UNC	H3	4.330	0.921	1.354	0.367	0.275	0.438
30603408	1/2 - 13 UNC	H5	4.330	0.921	1.354	0.367	0.275	0.438
30603508	1/2 - 20 UNF	H3	3.930	0.921	1.354	0.367	0.275	0.438
30603608	1/2 - 20 UNF	H5	3.930	0.921	1.354	0.367	0.275	0.438
30603708	9/16 - 12 UNC	H3	4.330	1.000	1.472	0.429	0.322	0.500
30603808	9/16 - 12 UNC	H5	4.330	1.000	1.472	0.429	0.322	0.500
30603908	9/16 - 18 UNF	H3	3.930	1.000	1.472	0.429	0.322	0.500
30604008	9/16 - 18 UNF	H5	3.930	1.000	1.472	0.429	0.322	0.500
30604108	5/8 - 11 UNC	H3	4.330	1.091	1.563	0.480	0.360	0.563
30604208	5/8 - 11 UNC	H5	4.330	1.091	1.563	0.480	0.360	0.563
30604308	5/8 - 18 UNF	H3	3.930	1.091	1.563	0.480	0.360	0.563
30604408	5/8 - 18 UNF	H5	3.930	1.091	1.563	0.480	0.360	0.563
30604508	3/4 - 10 UNC	H3	4.920	1.201	1.713	0.590	0.442	0.688
30604608	3/4 - 10 UNC	H5	4.920	1.201	1.713	0.590	0.442	0.688
30604708	3/4 - 16 UNF	H3	4.330	1.201	1.713	0.590	0.442	0.688
30604808	3/4 - 16 UNF	H5	4.330	1.201	1.713	0.590	0.442	0.688
30604908	7/8 - 9 UNC	H4	5.510	1.335	1.886	0.697	0.523	0.750
30605008	7/8 - 9 UNC	H6	5.510	1.335	1.886	0.697	0.523	0.750
30605108	7/8 - 14 UNF	H4	4.920	1.335	1.886	0.697	0.523	0.750
30605208	7/8 - 14 UNF	H6	4.920	1.335	1.886	0.697	0.523	0.750
30605308	1 - 8 UNC	H4	6.290	1.500	2.091	0.800	0.600	0.813
30605408	1 - 8 UNC	H6	6.290	1.500	2.091	0.800	0.600	0.813
30605508	1 - 12 UNF	H4	5.510	1.500	2.091	0.800	0.600	0.813
30605608	1 - 12 UNF	H6	5.510	1.500	2.091	0.800	0.600	0.813

● Stocked ○ Available Upon Request; MOQ May Apply ▲ Globally Stocked



P					M			K	N		S		H			
Steel					Stainless Steel			Cast Iron	Non-Ferrous		HRSA		Hardened Steel			
Carbon Steel			Alloy Steel	Die Steel	300	400	17-4 PH		Aluminum		Nickel Alloy	Titanium	~35 HRC	35-45 HRC	45-50 HRC	50-70 HRC
Low	Medium	High							6061	Casting						
1010	1035	1065	4140		○	○	○	6061								
1018	1045		4340		○	○		7075								
25-80 SFM	20-50 SFM	20-45 SFM			20-45 SFM	20-45 SFM	8-20 SFM									

○ Good ○ Best





List 346

EXOTAP[®] OIL-V-POT, DIN Overall Length



EDP	Thread Size	Thread Limit	Overall Length	Thread Length	Neck Length	Shank Diameter	Square Width	Square Length
			L (mm)	Lc (mm)	L1 (mm)	d (mm)	k (mm)	lk (mm)
34600508	M6 x 1	D5	80.00	12.00	30.00	6.48	4.85	7.94
34600608	M8 x 1	D5	90.00	15.00	35.00	8.08	6.05	9.53
34600708	M8 x 1.25	D5	90.00	15.00	35.00	8.08	6.05	9.53
34600808	M10 x 1.25	D5	100.00	18.00	39.00	9.68	7.26	11.11
34600908	M10 x 1.5	D6	100.00	18.00	39.00	9.68	7.26	11.11
34601008	M12 x 1.25	D5	100.00	21.00	32.00	9.32	6.99	11.11
34601108	M12 x 1.5	D6	100.00	21.00	32.00	9.32	6.99	11.11
34601208	M12 x 1.75	D6	110.00	21.00	32.00	9.32	6.99	11.11
34601308	M14 x 1.5	D6	100.00	24.00	36.00	10.90	8.18	12.70
34601408	M14 x 2	D7	110.00	24.00	36.00	10.90	8.18	12.70
34601508	M16 x 1.5	D6	100.00	24.00	36.00	12.19	9.14	14.29
34601608	M16 x 2	D7	110.00	24.00	36.00	12.19	9.14	14.29
34601708	M18 x 1.5	D6	110.00	30.00	43.00	13.77	10.31	15.88
34601808	M18 x 2.5	D7	125.00	30.00	43.00	13.77	10.31	15.88
34601908	M20 x 1.5	D6	125.00	30.00	44.00	16.56	12.42	17.46
34602008	M20 x 2.5	D7	140.00	30.00	44.00	16.56	12.42	17.46
34602108	M22 x 1.5	D6	125.00	30.00	44.00	17.70	13.28	19.05
34602208	M22 x 2.5	D7	140.00	30.00	44.00	17.70	13.28	19.05
34602308	M24 x 1.5	D6	140.00	36.00	51.00	19.30	14.48	19.05
34602408	M24 x 3	D8	160.00	36.00	51.00	19.30	14.48	19.05

● Stocked ○ Available Upon Request; MOQ May Apply ▲ Globally Stocked

EXT

P					M			K	N		S		H				
Steel					Stainless Steel			Cast Iron	Non-Ferrous		HRSA		Hardened Steel				
Carbon Steel			Alloy Steel	Die Steel					Aluminum		Nickel Alloy	Titanium					
Low	Medium	High			300	400	17-4 PH		6061 7075	Casting			Inconel	6Al4V (30 HRC)	~35 HRC	35-45 HRC	45-50 HRC
1010	1035	1065	4140	4340	○	○	○										
1018	1045				○	○	○										
25-80 SFM	20-50 SFM	20-45 SFM			20-45 SFM	20-45 SFM	8-20 SFM										

○ Good ○ Best





EXOTAP VA-3[®] LS

Ideal for Stainless Steel

ABOUT OSG

DRILLING

THREADING

MILLING

HOLDERS

INDEX

List 397

EXOTAP VA-3[®] LS-POT, Long Shank

SPIRAL POINT	HSSE	S/O	C/4P	0°	PACKED 1 PIECE
--------------	------	-----	------	----	-------------------



EDP		Thread Size	Thread Limit	Overall Length	Thread Length	Neck Length	Shank Diameter	Square Width	Square Length	Number of Flutes
				L (Inch)	Lc (Inch)	L1 (Inch)	d (Inch)	k (Inch)	lk (Inch)	
1764001	●	No. 4 - 40 UNC	H2	4.000	0.295	0.839	0.141	0.110	0.188	2
1766201	●	No. 4 - 40 UNC	H2	6.000	0.295	0.839	0.141	0.110	0.188	2
1764101	●	No. 6 - 32 UNC	H3	4.000	0.370	1.039	0.141	0.110	0.188	2
1764201	●	No. 6 - 32 UNC	H3	6.000	0.370	1.028	0.141	0.110	0.188	2
1764301	●	No. 8 - 32 UNC	H3	4.000	0.374	1.126	0.168	0.131	0.250	3
1764401	●	No. 8 - 32 UNC	H3	6.000	0.374	1.126	0.168	0.131	0.250	3
1764501	●	No. 10 - 24 UNC	H3	4.000	0.492	1.303	0.194	0.152	0.250	3
1764601	●	No. 10 - 24 UNC	H3	6.000	0.492	1.303	0.194	0.152	0.250	3
1764701	●	No. 10 - 32 UNF	H3	4.000	0.492	1.303	0.194	0.152	0.250	3
1764801	●	No. 10 - 32 UNF	H3	6.000	0.492	1.303	0.194	0.152	0.250	3
1764901	●	1/4 - 20 UNC	H3	4.000	0.594	1.496	0.255	0.191	0.313	3
1765001	●	1/4 - 20 UNC	H3	6.000	0.594	1.496	0.255	0.191	0.313	3
1765101	●	1/4 - 28 UNF	H3	6.000	0.594	1.496	0.255	0.191	0.313	3
1765201	●	5/16 - 18 UNC	H3	6.000	0.665	1.689	0.318	0.238	0.375	3
1765701	●	5/16 - 24 UNF	H3	6.000	0.665	1.689	0.318	0.238	0.375	3
1765301	●	3/8 - 16 UNC	H3	6.000	0.752	1.874	0.381	0.286	0.438	3
1765801	●	3/8 - 24 UNF	H3	6.000	0.752	1.874	0.381	0.286	0.438	3
1765401	●	7/16 - 14 UNC	H3	6.000	0.858	1.291	0.323	0.242	0.406	3
1765901	●	7/16 - 20 UNF	H3	6.000	0.858	1.291	0.323	0.242	0.406	3
1765501	●	1/2 - 13 UNC	H3	6.000	0.921	1.354	0.367	0.275	0.438	3
1766001	●	1/2 - 20 UNF	H3	6.000	0.921	1.354	0.367	0.275	0.438	3
1765601	●	5/8 - 11 UNC	H3	6.000	1.091	1.563	0.480	0.360	0.563	3

● Stocked ○ Available Upon Request; MOQ May Apply ▲ Globally Stocked
 Note: Neck length is designed for reaching 50% deeper holes than ANSI standard taps.



P					M			K Cast Iron	N		S		H			
Steel					Stainless Steel				Non-Ferrous		HRSA		Hardened Steel			
Carbon Steel			Alloy Steel	Die Steel					Aluminum		Nickel Alloy	Titanium				
Low	Medium	High			6061	7075	Casting		Inconel	6Al4V (30 HRC)						
1010	1035	1065	4140		300	400	17-4 PH					~35 HRC	35-45 HRC	45-50 HRC	50-70 HRC	
1018	1045		4340		○	○	○									
25-80 SFM	20-50 SFM	20-45 SFM			20-45 SFM	20-45 SFM	8-20 SFM									

○ Good ○ Best






List 320

EXOTAP® TIN-POT

SPIRAL POINT	HSSE	TiN	C/4P	0°	PACKED 1 PIECE
--------------	------	-----	------	----	-------------------



EDP	Thread Size	Thread Limit	Overall Length	Thread Length	Neck Length	Shank Diameter	Square Width	Square Length	Number of Flutes	
			L (Inch)	Lc (Inch)	L1 (Inch)	d (Inch)	k (Inch)	lk (Inch)		
1740005	●	No. 4 - 40 UNC	H2	1.874	0.295	0.559	0.141	0.110	0.188	2
1740105	●	No. 5 - 40 UNC	H2	1.937	0.299	0.626	0.141	0.110	0.188	2
1740205	●	No. 6 - 32 UNC	H3	2.000	0.370	0.685	0.141	0.110	0.188	2
1742005	●	No. 6 - 32 UNC	H5	2.000	0.370	0.685	0.141	0.110	0.188	2
1742105	●	No. 6 - 32 UNC	H7	2.000	0.370	0.685	0.141	0.110	0.188	2
1740305	●	No. 8 - 32 UNC	H3	2.126	0.374	0.752	0.168	0.131	0.250	3
1740405	●	No. 10 - 24 UNC	H3	2.374	0.492	0.866	0.194	0.152	0.250	3
1740505	●	No. 10 - 32 UNF	H3	2.374	0.492	0.866	0.194	0.152	0.250	3
1742205	●	No. 10 - 32 UNF	H5	2.374	0.492	0.866	0.194	0.152	0.250	3
1742305	●	No. 10 - 32 UNF	H7	2.374	0.492	0.866	0.194	0.152	0.250	3
1740605	●	1/4 - 20 UNC	H3	2.500	0.594	0.996	0.255	0.191	0.313	3
1740705	●	1/4 - 28 UNF	H3	2.500	0.594	0.996	0.255	0.191	0.313	3
1742405	●	1/4 - 28 UNF	H5	2.500	0.594	0.996	0.255	0.191	0.313	3
1742505	●	1/4 - 28 UNF	H7	2.500	0.594	0.996	0.255	0.191	0.313	3
1740805	●	5/16 - 18 UNC	H3	2.720	0.665	1.126	0.318	0.238	0.375	3
1740905	●	5/16 - 24 UNF	H3	2.720	0.657	1.118	0.318	0.238	0.375	3
1742605	●	5/16 - 24 UNF	H5	2.720	0.657	1.118	0.318	0.238	0.375	3
1742705	●	5/16 - 24 UNF	H7	2.720	0.657	1.118	0.318	0.238	0.375	3
1741005	●	3/8 - 16 UNC	H3	2.937	0.752	1.252	0.381	0.286	0.438	3
1741105	●	3/8 - 24 UNF	H3	2.937	0.740	1.240	0.381	0.286	0.438	3
1742805	●	3/8 - 24 UNF	H5	2.937	0.740	1.240	0.381	0.286	0.438	3
1742905	●	3/8 - 24 UNF	H7	2.937	0.740	1.240	0.381	0.286	0.438	3
1741205	●	7/16 - 14 UNC	H3	2.937	0.858	1.291	0.323	0.242	0.406	3
1741305	●	7/16 - 20 UNF	H3	3.157	0.858	1.291	0.323	0.242	0.406	3
1741405	●	1/2 - 13 UNC	H3	3.157	0.921	1.354	0.367	0.275	0.438	3
1741505	●	1/2 - 20 UNF	H3	3.374	0.921	1.354	0.367	0.275	0.438	3
1741605	●	5/8 - 11 UNC	H3	3.374	1.091	1.563	0.480	0.360	0.563	3
1741705	●	5/8 - 18 UNF	H3	3.811	1.091	1.563	0.480	0.360	0.563	3
1741805	●	3/4 - 10 UNC	H3	3.811	1.201	1.713	0.590	0.442	0.688	3
1741905	●	3/4 - 16 UNF	H3	4.252	1.201	1.713	0.590	0.442	0.688	3

● Stocked ○ Available Upon Request; MOQ May Apply ▲ Globally Stocked

EXT

P					M			K	N		S		H			
Steel					Stainless Steel			Cast Iron	Non-Ferrous		HRSA		Hardened Steel			
Carbon Steel			Alloy Steel	Die Steel					Aluminum		Nickel Alloy	Titanium				
Low	Medium	High			300	400	17-4 PH		6061	Casting			Inconel	6Al4V	~35 HRC	35-45 HRC
1010	1035	1065	4140	4340	○	○	○	○	○	○			○			
1018	1045				○	○	○	○	○	○			○			
○	○	⊙	⊙	⊙	○	○	○	○	○	○			○			
25-80 SFM	20-50 SFM	20-45 SFM	20-50 SFM	15-20 SFM	20-45 SFM	15-20 SFM	8-20 SFM	25-75 SFM	40-80 SFM	40-65 SFM			15-35 SFM			

○ Good ⊙ Best






List 250

HY-PRO® DIN-POT, DIN Overall Length

SPIRAL POINT	HSSE	S/O	C/4P	0°	PACKED 1 PIECE
--------------	------	-----	------	----	-------------------



EDP	Thread Size	Overall Length	Thread Length	Neck Length	Shank Diameter	Square Width	Square Length	Number of Flutes	
		L (Inch)	Lc (Inch)	L1 (Inch)	d (Inch)	k (Inch)	lk (Inch)		
2511401	●	No. 4 - 40 UNC	2.205	0.295	0.705	0.141	0.110	0.188	2
2512401	●	No. 6 - 32 UNC	2.205	0.370	0.783	0.141	0.110	0.188	2
2517801	●	No. 8 - 32 UNC	2.480	0.374	0.827	0.168	0.131	0.250	3
2513401	●	No. 10 - 24 UNC	2.756	0.492	0.976	0.194	0.152	0.250	3
2518801	●	No. 10 - 32 UNF	2.756	0.492	0.984	0.194	0.152	0.250	3
2530001	●	1/4 - 20 UNC	3.150	0.594	1.177	0.255	0.191	0.313	3
2530401	●	1/4 - 28 UNF	3.150	0.594	1.189	0.255	0.191	0.313	3
2530801	●	5/16 - 18 UNC	3.543	0.665	1.378	0.318	0.238	0.375	3
2531201	●	5/16 - 24 UNF	3.543	0.657	1.378	0.318	0.238	0.375	3
2531601	●	3/8 - 16 UNC	3.937	0.752	1.378	0.381	0.286	0.438	3
2531801	●	3/8 - 24 UNF	3.937	0.740	1.378	0.381	0.286	0.438	3
2532001	●	7/16 - 14 UNC	3.937	0.858	1.291	0.323	0.242	0.406	3
2532201	●	7/16 - 20 UNF	3.937	0.858	1.291	0.323	0.242	0.406	3
2532401	●	1/2 - 13 UNC	4.331	0.921	1.354	0.367	0.275	0.438	3
2532601	●	1/2 - 20 UNF	3.937	0.921	1.354	0.367	0.275	0.438	3
2533201	●	5/8 - 11 UNC	4.331	1.091	1.563	0.480	0.360	0.563	3
2533401	●	5/8 - 18 UNF	3.937	1.091	1.563	0.480	0.360	0.563	3
2533601	●	3/4 - 10 UNC	4.921	1.201	1.713	0.590	0.442	0.688	3
2533801	●	3/4 - 16 UNF	4.331	1.201	1.713	0.590	0.442	0.688	3

● Stocked ○ Available Upon Request; MOQ May Apply ▲ Globally Stocked



P					M			K	N		S		H			
Steel					Stainless Steel			Cast Iron	Non-Ferrous		HRSA		Hardened Steel			
Carbon Steel			Alloy Steel	Die Steel					Aluminum		Nickel Alloy	Titanium				
Low	Medium	High			300	400	17-4 PH		6061 7075	Casting			Inconel	6Al4V (30 HRC)	~35 HRC	35-45 HRC
○	○	⊗	⊗	○	○	○	○	○					○			
25-80 SFM	20-50 SFM	20-45 SFM	20-50 SFM	15-30 SFM	20-45 SFM	20-40 SFM	15-20 SFM	25-75 SFM					15-35 SFM			

○ Good ⊗ Best






List 259

HY-PRO® DIN-POT, DIN Overall Length

SPIRAL POINT	HSSE	S/O	3 FLUTE	C/4P	0°	PACKED 1 PIECE
--------------	------	-----	---------	------	----	-------------------



EDP	Thread Size	Class of Fit	Overall Length	Thread Length	Neck Length	Shank Diameter	Square Width	Square Length
			L (mm)	Lc (mm)	L1 (mm)	d (mm)	k (mm)	lk (mm)
2590401	M3 x 0.5	6H	56.00	6.00	18.00	3.58	2.79	4.76
2590601	M4 x 0.7	6H	63.00	8.40	21.00	4.27	3.33	6.35
2590801	M5 x 0.8	6H	70.00	9.60	25.00	4.93	3.86	6.35
2591001	M6 x 1	6H	80.00	12.00	30.00	6.48	4.85	7.94
2591401	M8 x 1.25	6H	90.00	15.00	35.00	8.08	6.05	9.53
2591701	M10 x 1.25	6H	100.00	18.00	39.00	9.68	7.26	11.11
2591801	M10 x 1.5	6H	100.00	18.00	39.00	9.68	7.26	11.11
2592101	M12 x 1.25	6H	100.00	21.00	32.00	9.32	6.99	11.11
2592201	M12 x 1.5	6H	100.00	21.00	32.00	9.32	6.99	11.11
2592301	M12 x 1.75	6H	110.00	21.00	32.00	9.32	6.99	11.11
2592501	M14 x 1.5	6H	100.00	24.00	36.00	10.90	8.18	12.70
2592601	M14 x 2	6H	110.00	24.00	36.00	10.90	8.18	12.70
2592801	M16 x 1.5	6H	100.00	24.00	36.00	12.19	9.14	14.29
2592901	M16 x 2	6H	110.00	24.00	36.00	12.19	9.14	14.29
2593001	M18 x 1.5	6H	110.00	30.00	43.00	13.77	10.31	15.88
2593201	M18 x 2.5	6H	125.00	30.00	43.00	13.77	10.31	15.88
2593401	M20 x 1.5	6H	125.00	30.00	44.00	16.56	12.42	17.46
2593601	M20 x 2.5	6H	140.00	30.00	44.00	16.56	12.42	17.46

● Stocked ○ Available Upon Request; MOQ May Apply ▲ Globally Stocked



P					M			K	N		S	H				
Steel					Stainless Steel			Cast Iron	Non-Ferrous		HRSA		Hardened Steel			
Carbon Steel			Alloy Steel	Die Steel					Aluminum		Nickel Alloy	Titanium				
Low	Medium	High			300	400	17-4 PH		6061	Casting			Inconel	6Al4V (30 HRC)	~35 HRC	35-45 HRC
○	○	⊗	⊗	○	○	○	○	○					○			
25-80 SFM	20-50 SFM	20-45 SFM	20-50 SFM	15-30 SFM	20-45 SFM	20-40 SFM	15-20 SFM	25-75 SFM					15-35 SFM			

○ Good ⊗ Best





HY-PRO® DIN

Premium Design for a Wide Range of Materials

ABOUT OSG

DRILLING

THREADING


MILLING

HOLDERS

INDEX

List 260

HY-PRO® OIL-TIN-POT, DIN Overall Length



EDP	Thread Size	Overall Length	Thread Length	Neck Length	Shank Diameter	Square Width	Square Length	Number of Flutes
		L (Inch)	Lc (Inch)	L1 (Inch)	d (Inch)	k (Inch)	lk (Inch)	
2630005	● 1/4 - 20 UNC	3.150	0.598	1.181	0.255	0.191	0.313	3
2630405	● 1/4 - 28 UNF	3.150	0.598	1.181	0.255	0.191	0.313	3
2630805	● 5/16 - 18 UNC	3.543	0.665	1.378	0.318	0.238	0.375	3
2631205	● 5/16 - 24 UNF	3.543	0.665	1.378	0.318	0.238	0.375	3
2631605	● 3/8 - 16 UNC	3.937	0.752	1.378	0.381	0.286	0.438	3
2631805	● 3/8 - 24 UNF	3.937	0.752	1.378	0.381	0.286	0.438	3
2632005	● 7/16 - 14 UNC	3.937	0.858	1.291	0.323	0.242	0.406	3
2632205	● 7/16 - 20 UNF	3.937	0.858	1.291	0.323	0.242	0.406	3
2632405	● 1/2 - 13 UNC	4.331	0.921	1.354	0.367	0.275	0.438	3
2632605	● 1/2 - 20 UNF	3.937	0.921	1.354	0.367	0.275	0.438	3
2633005	● 9/16 - 18 UNF	3.937	1.000	1.472	0.429	0.322	0.500	3
2633205	● 5/8 - 11 UNC	4.331	1.091	1.563	0.480	0.360	0.563	3
2633405	● 5/8 - 18 UNF	3.937	1.091	1.563	0.480	0.360	0.563	3
2633605	● 3/4 - 10 UNC	4.921	1.201	1.713	0.590	0.442	0.688	3
2633805	● 3/4 - 16 UNF	4.331	1.201	1.713	0.590	0.442	0.688	3
2634005	● 7/8 - 9 UNC	5.512	1.335	1.886	0.697	0.523	0.750	3
2634205	● 7/8 - 14 UNF	4.921	1.335	1.886	0.697	0.523	0.750	3
2634405	● 1 - 8 UNC	6.299	1.500	2.091	0.800	0.600	0.813	4

● Stocked ○ Available Upon Request; MOQ May Apply ▲ Globally Stocked



P					M			K	N		S		H						
Steel					Stainless Steel			Cast Iron	Non-Ferrous		HRSA		Hardened Steel						
Carbon Steel			Alloy Steel	Die Steel	Aluminum		Nickel Alloy		Titanium										
Low	Medium	High			6061	Casting				Inconel	6Al4V (30 HRC)	~35 HRC	35-45 HRC	45-50 HRC	50-70 HRC				
1010	1018	1035	1045	1065	4140	4340	17-4 PH	300	400	17-4 PH	6061	7075	6061	7075	6061	7075	6061	7075	
○	○	○	○	○	○	○	○	○	○	○	○	○	○	○	○	○	○	○	○
50-120 SFM	45-110 SFM	40-100 SFM	45-110 SFM	20-60 SFM	20-70 SFM	30-50 SFM	20-50 SFM	40-100 SFM	50-125 SFM	50-110 SFM				20-60 SFM					

○ Good ○ Best






List 269

HY-PRO® OIL-TIN-POT, DIN Overall Length

SPIRAL POINT	HSSE	TiN	3 FLUTE	C/4P	0°	PACKED 1 PIECE
--------------	------	-----	---------	------	----	-------------------



EDP		Thread Size	Class of Fit	Overall Length	Thread Length	Neck Length	Shank Diameter	Square Width	Square Length
				L (mm)	Lc (mm)	L1 (mm)	d (mm)	k (mm)	lk (mm)
2691005	●	M6 x 1	6H	80.00	12.00	30.00	6.48	4.85	7.94
2691405	●	M8 x 1.25	6H	90.00	15.00	35.00	8.08	6.05	9.53
2691705	●	M10 x 1.25	6H	100.00	18.00	38.90	9.68	7.26	11.11
2691805	●	M10 x 1.5	6H	100.00	18.00	38.90	9.68	7.26	11.11
2692105	●	M12 x 1.25	6H	100.00	21.00	32.00	9.32	6.99	11.11
2692205	●	M12 x 1.5	6H	100.00	21.00	32.00	9.32	6.99	11.11
2692305	●	M12 x 1.75	6H	110.00	21.00	32.00	9.32	6.99	11.11
2692505	●	M14 x 1.5	6H	100.00	24.00	35.90	10.90	8.18	12.70
2692605	●	M14 x 2	6H	110.00	24.00	35.90	10.90	8.18	12.70
2692805	●	M16 x 1.5	6H	100.00	24.00	35.90	12.19	9.14	14.29
2692905	●	M16 x 2	6H	110.00	24.00	35.90	12.19	9.14	14.29
2693005	●	M18 x 1.5	6H	110.00	30.00	43.00	13.77	10.31	15.88
2693205	●	M18 x 2.5	6H	125.00	30.00	43.00	13.77	10.31	15.88
2693405	●	M20 x 1.5	6H	125.00	30.00	43.90	16.56	12.42	17.46
2693605	●	M20 x 2.5	6H	140.00	30.00	43.90	16.56	12.42	17.46

● Stocked ○ Available Upon Request; MOQ May Apply ▲ Globally Stocked



ABOUT OSG

DRILLING

THREADING

MILLING

HOLDERS

INDEX

P					M			K	N		S		H					
Steel					Stainless Steel			Cast Iron	Non-Ferrous		HRSA		Hardened Steel					
Carbon Steel			Alloy Steel	Die Steel	300	400	17-4 PH		Aluminum		Nickel Alloy	Titanium						
Low	Medium	High						6061	7075	Casting			Inconel	6Al4V (30 HRC)	~35 HRC	35-45 HRC	45-50 HRC	50-70 HRC
1010	1018	1035	1045	1065	4140	4340	300	400	17-4 PH	6061	7075	Casting	Inconel	6Al4V (30 HRC)	~35 HRC	35-45 HRC	45-50 HRC	50-70 HRC
○	○	○	○	○	○	○	○	○	○	○	○				○			
50-120 SFM	45-110 SFM	40-100 SFM	45-110 SFM	20-60 SFM	20-70 SFM	30-50 SFM	20-50 SFM	40-100 SFM	50-125 SFM	50-110 SFM					20-60 SFM			

○ Good ○ Best





List 11015

HY-PRO® AERO-F



EDP		Thread Size	Thread Limit	Overall Length	Thread Length	Neck Length	Shank Diameter	Square Width	Square Length	Number of Flutes
				L (Inch)	Lc (Inch)	L1 (Inch)	d (Inch)	k (Inch)	lk (Inch)	
1101500105	●	No. 4 - 40 UNC	H3	1.875	0.382	0.693	0.141	0.110	0.188	3
1101505605	●	No. 4 - 40 UNC	H4	1.875	0.382	0.693	0.141	0.110	0.188	3
1101500205	●	No. 4 - 40 UNC	H5	1.875	0.382	0.693	0.141	0.110	0.188	3
1101500305	●	No. 4 - 40 UNC	H6	1.875	0.382	0.693	0.141	0.110	0.188	3
1101505705	●	No. 4 - 40 UNC	H7	1.875	0.382	0.693	0.141	0.110	0.188	3
1101515505	●	No. 4 - 40 UNC	H8	1.875	0.382	0.693	0.141	0.110	0.188	3
1101515605	●	No. 4 - 48 UNF	H3	1.875	0.382	0.693	0.141	0.110	0.188	3
1101515705	●	No. 4 - 48 UNF	H4	1.875	0.382	0.693	0.141	0.110	0.188	3
1101515805	●	No. 4 - 48 UNF	H5	1.875	0.382	0.693	0.141	0.110	0.188	3
1101515905	●	No. 4 - 48 UNF	H6	1.875	0.382	0.693	0.141	0.110	0.188	3
1101506505	●	No. 4 - 48 UNF	H7	1.875	0.382	0.693	0.141	0.110	0.188	3
1101506605	●	No. 4 - 48 UNF	H8	1.875	0.382	0.693	0.141	0.110	0.188	3
1101500405	●	No. 6 - 32 UNC	H3	2.000	0.433	0.811	0.141	0.110	0.188	3
1101505805	●	No. 6 - 32 UNC	H4	2.000	0.433	0.811	0.141	0.110	0.188	3
1101500505	●	No. 6 - 32 UNC	H5	2.000	0.433	0.811	0.141	0.110	0.188	3
1101500605	●	No. 6 - 32 UNC	H6	2.000	0.433	0.811	0.141	0.110	0.188	3
1101500705	●	No. 6 - 32 UNC	H7	2.000	0.433	0.811	0.141	0.110	0.188	3
1101500805	●	No. 6 - 32 UNC	H8	2.000	0.433	0.811	0.141	0.110	0.188	3
1101506705	●	No. 6 - 32 UNC	H9	2.000	0.433	0.811	0.141	0.110	0.188	3
1101506805	●	No. 6 - 32 UNC	H10	2.000	0.433	0.811	0.141	0.110	0.188	3
1101506905	●	No. 6 - 32 UNC	H11	2.000	0.433	0.811	0.141	0.110	0.188	3
1101507005	●	No. 6 - 40 UNF	H3	2.000	0.374	0.811	0.141	0.110	0.188	3
1101507105	●	No. 6 - 40 UNF	H4	2.000	0.374	0.811	0.141	0.110	0.188	3
1101507205	●	No. 6 - 40 UNF	H5	2.000	0.374	0.811	0.141	0.110	0.188	3
1101507305	●	No. 6 - 40 UNF	H6	2.000	0.374	0.811	0.141	0.110	0.188	3
1101507405	●	No. 6 - 40 UNF	H7	2.000	0.374	0.811	0.141	0.110	0.188	3
1101507505	●	No. 6 - 40 UNF	H8	2.000	0.374	0.811	0.141	0.110	0.188	3
1101507605	●	No. 6 - 40 UNF	H9	2.000	0.374	0.811	0.141	0.110	0.188	3
1101507705	●	No. 6 - 40 UNF	H10	2.000	0.374	0.811	0.141	0.110	0.188	3
1101507805	●	No. 6 - 40 UNF	H11	2.000	0.374	0.811	0.141	0.110	0.188	3
1101500905	●	No. 8 - 32 UNC	H3	2.125	0.437	0.878	0.168	0.131	0.250	3
1101501005	●	No. 8 - 32 UNC	H4	2.125	0.437	0.878	0.168	0.131	0.250	3
1101501105	●	No. 8 - 32 UNC	H5	2.125	0.437	0.878	0.168	0.131	0.250	3
1101501205	●	No. 8 - 32 UNC	H6	2.125	0.437	0.878	0.168	0.131	0.250	3
1101501305	●	No. 8 - 32 UNC	H7	2.125	0.437	0.878	0.168	0.131	0.250	3
1101501405	●	No. 8 - 32 UNC	H8	2.125	0.437	0.878	0.168	0.131	0.250	3
1101507905	●	No. 8 - 32 UNC	H9	2.125	0.437	0.878	0.168	0.131	0.250	3
1101508005	●	No. 8 - 32 UNC	H10	2.125	0.437	0.878	0.168	0.131	0.250	3
1101508105	●	No. 8 - 32 UNC	H11	2.125	0.437	0.878	0.168	0.131	0.250	3
1101508205	●	No. 8 - 36 UNF	H3	2.125	0.437	0.878	0.168	0.131	0.250	3
1101508305	●	No. 8 - 36 UNF	H4	2.125	0.437	0.878	0.168	0.131	0.250	3
1101508405	●	No. 8 - 36 UNF	H5	2.125	0.437	0.878	0.168	0.131	0.250	3
1101508505	●	No. 8 - 36 UNF	H6	2.125	0.437	0.878	0.168	0.131	0.250	3
1101508605	●	No. 8 - 36 UNF	H7	2.125	0.437	0.878	0.168	0.131	0.250	3
1101508705	●	No. 8 - 36 UNF	H8	2.125	0.437	0.878	0.168	0.131	0.250	3
1101508805	●	No. 8 - 36 UNF	H9	2.125	0.437	0.878	0.168	0.131	0.250	3
1101508905	●	No. 8 - 36 UNF	H10	2.125	0.437	0.878	0.168	0.131	0.250	3
1101509005	●	No. 8 - 36 UNF	H11	2.125	0.437	0.878	0.168	0.131	0.250	3
1101509105	●	No. 10 - 24 UNC	H3	2.374	0.630	1.000	0.194	0.152	0.250	3
1101509205	●	No. 10 - 24 UNC	H4	2.374	0.630	1.000	0.194	0.152	0.250	3
1101509305	●	No. 10 - 24 UNC	H5	2.374	0.630	1.000	0.194	0.152	0.250	3
1101509405	●	No. 10 - 24 UNC	H6	2.374	0.630	1.000	0.194	0.152	0.250	3
1101509505	●	No. 10 - 24 UNC	H7	2.374	0.630	1.000	0.194	0.152	0.250	3

● Stocked ○ Available Upon Request; MOQ May Apply ▲ Globally Stocked





List 11015 (Continued)

HY-PRO® AERO-F

SPIRAL POINT	HSS-Co	TiN	C/4.5P	0°	PACKED 1 PIECE
--------------	--------	-----	--------	----	-------------------

EDP		Thread Size	Thread Limit	Overall Length	Thread Length	Neck Length	Shank Diameter	Square Width	Square Length	Number of Flutes
				L (Inch)	Lc (Inch)	L1 (Inch)	d (Inch)	k (Inch)	lk (Inch)	
1101509605	●	No. 10 - 24 UNC	H8	2.374	0.630	1.000	0.194	0.152	0.250	3
1101509705	●	No. 10 - 24 UNC	H9	2.374	0.630	1.000	0.194	0.152	0.250	3
1101509805	●	No. 10 - 24 UNC	H10	2.374	0.630	1.000	0.194	0.152	0.250	3
1101509905	●	No. 10 - 24 UNC	H11	2.374	0.630	1.000	0.194	0.152	0.250	3
1101501505	●	No. 10 - 32 UNF	H3	2.374	0.508	1.000	0.194	0.152	0.250	3
1101501605	●	No. 10 - 32 UNF	H4	2.374	0.508	1.000	0.194	0.152	0.250	3
1101501705	●	No. 10 - 32 UNF	H5	2.374	0.508	1.000	0.194	0.152	0.250	3
1101501805	●	No. 10 - 32 UNF	H6	2.374	0.508	1.000	0.194	0.152	0.250	3
1101501905	●	No. 10 - 32 UNF	H7	2.374	0.508	1.000	0.194	0.152	0.250	3
1101502005	●	No. 10 - 32 UNF	H8	2.374	0.508	1.000	0.194	0.152	0.250	3
1101502105	●	No. 10 - 32 UNF	H9	2.374	0.508	1.000	0.194	0.152	0.250	3
1101506005	●	No. 10 - 32 UNF	H10	2.374	0.508	1.000	0.194	0.152	0.250	3
1101506105	●	No. 10 - 32 UNF	H11	2.374	0.508	1.000	0.194	0.152	0.250	3
1101506205	●	No. 10 - 32 UNF	H12	2.374	0.508	1.000	0.194	0.152	0.250	3
1101516005	●	No. 10 - 32 UNF	H13	2.374	0.508	1.000	0.194	0.152	0.250	3
1101516105	●	No. 12 - 28 UNC	H3	2.374	0.543	1.067	0.220	0.165	0.281	3
1101516205	●	No. 12 - 28 UNC	H4	2.374	0.543	1.067	0.220	0.165	0.281	3
1101516305	●	No. 12 - 28 UNC	H5	2.374	0.543	1.067	0.220	0.165	0.281	3
1101516405	●	No. 12 - 28 UNC	H6	2.374	0.543	1.067	0.220	0.165	0.281	3
1101516505	●	No. 12 - 28 UNC	H7	2.374	0.543	1.067	0.220	0.165	0.281	3
1101516605	●	No. 12 - 28 UNC	H8	2.374	0.543	1.067	0.220	0.165	0.281	3
1101516705	●	No. 12 - 28 UNC	H9	2.374	0.543	1.067	0.220	0.165	0.281	3
1101516805	●	No. 12 - 28 UNC	H10	2.374	0.543	1.067	0.220	0.165	0.281	3
1101516905	●	No. 12 - 28 UNC	H11	2.374	0.543	1.067	0.220	0.165	0.281	3
1101510005	●	1/4 - 20 UNC	H3	2.500	0.752	1.122	0.255	0.191	0.313	3
1101510105	●	1/4 - 20 UNC	H4	2.500	0.752	1.122	0.255	0.191	0.313	3
1101510205	●	1/4 - 20 UNC	H5	2.500	0.752	1.122	0.255	0.191	0.313	3
1101510305	●	1/4 - 20 UNC	H6	2.500	0.752	1.122	0.255	0.191	0.313	3
1101510405	●	1/4 - 20 UNC	H7	2.500	0.752	1.122	0.255	0.191	0.313	3
1101510505	●	1/4 - 20 UNC	H8	2.500	0.752	1.122	0.255	0.191	0.313	3
1101510605	●	1/4 - 20 UNC	H9	2.500	0.752	1.122	0.255	0.191	0.313	3
1101510705	●	1/4 - 20 UNC	H10	2.500	0.752	1.122	0.255	0.191	0.313	3
1101510805	●	1/4 - 20 UNC	H11	2.500	0.752	1.122	0.255	0.191	0.313	3
1101502205	●	1/4 - 28 UNF	H3	2.500	0.563	1.114	0.255	0.191	0.313	3
1101505505	●	1/4 - 28 UNF	H4	2.500	0.563	1.114	0.255	0.191	0.313	3
1101502305	●	1/4 - 28 UNF	H5	2.500	0.563	1.114	0.255	0.191	0.313	3
1101502405	●	1/4 - 28 UNF	H6	2.500	0.563	1.114	0.255	0.191	0.313	3
1101502505	●	1/4 - 28 UNF	H7	2.500	0.563	1.114	0.255	0.191	0.313	3
1101502605	●	1/4 - 28 UNF	H8	2.500	0.563	1.114	0.255	0.191	0.313	3
1101502705	●	1/4 - 28 UNF	H9	2.500	0.563	1.114	0.255	0.191	0.313	3
1101502805	●	1/4 - 28 UNF	H10	2.500	0.563	1.114	0.255	0.191	0.313	3
1101506305	●	1/4 - 28 UNF	H11	2.500	0.563	1.114	0.255	0.191	0.313	3
1101506405	●	1/4 - 28 UNF	H12	2.500	0.563	1.114	0.255	0.191	0.313	3
1101510905	●	5/16 - 18 UNC	H3	2.719	0.874	1.283	0.318	0.238	0.375	3
1101511005	●	5/16 - 18 UNC	H4	2.719	0.874	1.283	0.318	0.238	0.375	3
1101511105	●	5/16 - 18 UNC	H5	2.719	0.874	1.283	0.318	0.238	0.375	3
1101511205	●	5/16 - 18 UNC	H6	2.719	0.874	1.283	0.318	0.238	0.375	3
1101511305	●	5/16 - 18 UNC	H7	2.719	0.874	1.283	0.318	0.238	0.375	3

● Stocked ○ Available Upon Request; MOQ May Apply ▲ Globally Stocked



CONTINUED ➔

P					M			K	N		S		H			
Steel					Stainless Steel			Cast Iron	Non-Ferrous		HRSA		Hardened Steel			
Carbon Steel			Alloy Steel	Die Steel	300	400	17-4 PH		Aluminum		Nickel Alloy	Titanium				
Low	Medium	High							6061	Casting			Inconel	6Al4V	~35 HRC	35-45 HRC
1010	1035	1065	4140	4340	7075					(30 HRC)						
○	○	○	○	○	○	○	○	○	○	○	○	○	○			
25-80 SFM	20-50 SFM	20-45 SFM	20-50 SFM	15-30 SFM	20-45 SFM	20-45 SFM	15-20 SFM	25-75 SFM	40-80 SFM	40-65 SFM	8-15 SFM	8-15 SFM	15-35 SFM			

○ Good ○ Best





List 11015 (Continued)

HY-PRO® AERO-F



EDP	Thread Size	Thread Limit	Overall Length	Thread Length	Neck Length	Shank Diameter	Square Width	Square Length	Number of Flutes	
			L (Inch)	Lc (Inch)	L1 (Inch)	d (Inch)	k (Inch)	lk (Inch)		
1101511405	●	5/16 - 18 UNC	H8	2.719	0.874	1.283	0.318	0.238	0.375	3
1101511505	●	5/16 - 18 UNC	H9	2.719	0.874	1.283	0.318	0.238	0.375	3
1101511605	●	5/16 - 18 UNC	H10	2.719	0.874	1.283	0.318	0.238	0.375	3
1101511705	●	5/16 - 18 UNC	H11	2.719	0.874	1.283	0.318	0.238	0.375	3
1101502905	●	5/16 - 24 UNF	H3	2.719	0.689	1.244	0.318	0.238	0.375	3
1101505905	●	5/16 - 24 UNF	H4	2.719	0.689	1.244	0.318	0.238	0.375	3
1101503005	●	5/16 - 24 UNF	H5	2.719	0.689	1.244	0.318	0.238	0.375	3
1101503105	●	5/16 - 24 UNF	H6	2.719	0.689	1.244	0.318	0.238	0.375	3
1101503205	●	5/16 - 24 UNF	H7	2.719	0.689	1.244	0.318	0.238	0.375	3
1101503305	●	5/16 - 24 UNF	H8	2.719	0.689	1.244	0.318	0.238	0.375	3
1101503405	●	5/16 - 24 UNF	H9	2.719	0.689	1.244	0.318	0.238	0.375	3
1101503505	●	5/16 - 24 UNF	H10	2.719	0.689	1.244	0.318	0.238	0.375	3
1101511805	●	5/16 - 24 UNF	H11	2.719	0.689	1.244	0.318	0.238	0.375	3
1101511905	●	3/8 - 16 UNC	H3	2.938	0.976	1.417	0.381	0.286	0.438	3
1101512005	●	3/8 - 16 UNC	H4	2.938	0.976	1.417	0.381	0.286	0.438	3
1101512105	●	3/8 - 16 UNC	H5	2.938	0.976	1.417	0.381	0.286	0.438	3
1101512205	●	3/8 - 16 UNC	H6	2.938	0.976	1.417	0.381	0.286	0.438	3
1101512305	●	3/8 - 16 UNC	H7	2.938	0.976	1.417	0.381	0.286	0.438	3
1101512405	●	3/8 - 16 UNC	H8	2.938	0.976	1.417	0.381	0.286	0.438	3
1101512505	●	3/8 - 16 UNC	H9	2.938	0.976	1.417	0.381	0.286	0.438	3
1101512605	●	3/8 - 16 UNC	H10	2.938	0.976	1.417	0.381	0.286	0.438	3
1101512705	●	3/8 - 16 UNC	H11	2.938	0.976	1.417	0.381	0.286	0.438	3
1101512805	●	3/8 - 16 UNC	H12	2.938	0.976	1.417	0.381	0.286	0.438	3
1101503605	●	3/8 - 24 UNF	H3	2.938	0.831	1.406	0.381	0.286	0.438	3
1101512905	●	3/8 - 24 UNF	H4	2.938	0.831	1.406	0.381	0.286	0.438	3
1101503705	●	3/8 - 24 UNF	H5	2.938	0.831	1.406	0.381	0.286	0.438	3
1101503805	●	3/8 - 24 UNF	H6	2.938	0.831	1.406	0.381	0.286	0.438	3
1101503905	●	3/8 - 24 UNF	H7	2.938	0.831	1.406	0.381	0.286	0.438	3
1101504005	●	3/8 - 24 UNF	H8	2.938	0.831	1.406	0.381	0.286	0.438	3
1101504105	●	3/8 - 24 UNF	H9	2.938	0.831	1.406	0.381	0.286	0.438	3
1101504205	●	3/8 - 24 UNF	H10	2.938	0.831	1.406	0.381	0.286	0.438	3
1101513005	●	3/8 - 24 UNF	H11	2.938	0.831	1.406	0.381	0.286	0.438	3
1101513105	●	7/16 - 14 UNC	H3	3.157	1.098	1.496	0.323	0.242	0.406	3
1101513205	●	7/16 - 14 UNC	H4	3.157	1.098	1.496	0.323	0.242	0.406	3
1101513305	●	7/16 - 14 UNC	H5	3.157	1.098	1.496	0.323	0.242	0.406	3
1101513405	●	7/16 - 14 UNC	H6	3.157	1.098	1.496	0.323	0.242	0.406	3
1101513505	●	7/16 - 14 UNC	H7	3.157	1.098	1.496	0.323	0.242	0.406	3
1101513605	●	7/16 - 14 UNC	H8	3.157	1.098	1.496	0.323	0.242	0.406	3
1101513705	●	7/16 - 14 UNC	H9	3.157	1.098	1.496	0.323	0.242	0.406	3
1101513805	●	7/16 - 14 UNC	H10	3.157	1.098	1.496	0.323	0.242	0.406	3
1101513905	●	7/16 - 14 UNC	H11	3.157	1.098	1.496	0.323	0.242	0.406	3
1101504305	●	7/16 - 20 UNF	H3	3.157	0.799	1.417	0.323	0.242	0.406	3
1101514005	●	7/16 - 20 UNF	H4	3.157	0.799	1.417	0.323	0.242	0.406	3
1101504405	●	7/16 - 20 UNF	H5	3.157	0.799	1.417	0.323	0.242	0.406	3
1101504505	●	7/16 - 20 UNF	H6	3.157	0.799	1.417	0.323	0.242	0.406	3
1101504605	●	7/16 - 20 UNF	H7	3.157	0.799	1.417	0.323	0.242	0.406	3
1101504705	●	7/16 - 20 UNF	H8	3.157	0.799	1.417	0.323	0.242	0.406	3
1101504805	●	7/16 - 20 UNF	H9	3.157	0.799	1.417	0.323	0.242	0.406	3
1101514105	●	7/16 - 20 UNF	H10	3.157	0.799	1.417	0.323	0.242	0.406	3
1101514205	●	7/16 - 20 UNF	H11	3.157	0.799	1.417	0.323	0.242	0.406	3
1101514305	●	1/2 - 13 UNC	H3	3.375	1.197	1.591	0.367	0.275	0.438	3
1101514405	●	1/2 - 13 UNC	H4	3.375	1.197	1.591	0.367	0.275	0.438	3
1101514505	●	1/2 - 13 UNC	H5	3.375	1.197	1.591	0.367	0.275	0.438	3

● Stocked ○ Available Upon Request; MOQ May Apply ▲ Globally Stocked



ABOUT OSG

DRILLING

THREADING

MILLING

HOLDERS

INDEX





List 11015 (Continued)

HY-PRO® AERO-F

SPIRAL POINT	HSS-Co	TiN	C/4.5P	0°	PACKED 1 PIECE
--------------	--------	-----	--------	----	-------------------

EDP	Thread Size	Thread Limit	Overall Length	Thread Length	Neck Length	Shank Diameter	Square Width	Square Length	Number of Flutes	
			L (Inch)	Lc (Inch)	L1 (Inch)	d (Inch)	k (Inch)	lk (Inch)		
1101514605	●	1/2 - 13 UNC	H6	3.375	1.197	1.591	0.367	0.275	0.438	3
1101514705	●	1/2 - 13 UNC	H7	3.375	1.197	1.591	0.367	0.275	0.438	3
1101514805	●	1/2 - 13 UNC	H8	3.375	1.197	1.591	0.367	0.275	0.438	3
1101514905	●	1/2 - 13 UNC	H9	3.375	1.197	1.591	0.367	0.275	0.438	3
1101515005	●	1/2 - 13 UNC	H10	3.375	1.197	1.591	0.367	0.275	0.438	3
1101515105	●	1/2 - 13 UNC	H11	3.375	1.197	1.591	0.367	0.275	0.438	3
1101504905	●	1/2 - 20 UNF	H3	3.375	0.799	1.480	0.367	0.275	0.438	3
1101515205	●	1/2 - 20 UNF	H4	3.375	0.799	1.480	0.367	0.275	0.438	3
1101505005	●	1/2 - 20 UNF	H5	3.375	0.799	1.480	0.367	0.275	0.438	3
1101505105	●	1/2 - 20 UNF	H6	3.375	0.799	1.480	0.367	0.275	0.438	3
1101505205	●	1/2 - 20 UNF	H7	3.375	0.799	1.480	0.367	0.275	0.438	3
1101505305	●	1/2 - 20 UNF	H8	3.375	0.799	1.480	0.367	0.275	0.438	3
1101505405	●	1/2 - 20 UNF	H9	3.375	0.799	1.480	0.367	0.275	0.438	3
1101515305	●	1/2 - 20 UNF	H10	3.375	0.799	1.480	0.367	0.275	0.438	3
1101515405	●	1/2 - 20 UNF	H11	3.375	0.799	1.480	0.367	0.275	0.438	3
1101517005	●	9/16 - 18 UNF	H3	3.594	0.862	1.307	0.429	0.322	0.500	4
1101517105	●	9/16 - 18 UNF	H5	3.594	0.862	1.307	0.429	0.322	0.500	4
1101517205	●	9/16 - 18 UNF	H6	3.594	0.862	1.307	0.429	0.322	0.500	4
1101517305	●	9/16 - 18 UNF	H7	3.594	0.862	1.307	0.429	0.322	0.500	4
1101517405	●	9/16 - 18 UNF	H8	3.594	0.862	1.307	0.429	0.322	0.500	4
1101517505	●	9/16 - 18 UNF	H9	3.594	0.862	1.307	0.429	0.322	0.500	4
1101517605	●	5/8 - 11 UNC	H3	3.813	1.406	1.835	0.480	0.360	0.563	4
1101517705	●	5/8 - 11 UNC	H5	3.813	1.406	1.835	0.480	0.360	0.563	4
1101517805	●	5/8 - 18 UNF	H3	3.813	0.862	1.307	0.480	0.360	0.563	4
1101517905	●	5/8 - 18 UNF	H5	3.813	0.862	1.307	0.480	0.360	0.563	4
1101518005	●	5/8 - 18 UNF	H6	3.813	0.862	1.307	0.480	0.360	0.563	4
1101518105	●	5/8 - 18 UNF	H7	3.813	0.862	1.307	0.480	0.360	0.563	4
1101518205	●	5/8 - 18 UNF	H8	3.813	0.862	1.307	0.480	0.360	0.563	4
1101518305	●	5/8 - 18 UNF	H9	3.813	0.862	1.307	0.480	0.360	0.563	4
1101518405	●	5/8 - 18 UNF	H10	3.813	0.862	1.307	0.480	0.360	0.563	4
1101518505	●	5/8 - 18 UNF	H11	3.813	0.862	1.307	0.480	0.360	0.563	4
1101518605	●	3/4 - 10 UNC	H3	4.250	1.547	2.012	0.590	0.442	0.688	4
1101518705	●	3/4 - 10 UNC	H5	4.250	1.547	2.012	0.590	0.442	0.688	4
1101518805	●	3/4 - 16 UNF	H3	4.250	0.969	1.449	0.590	0.442	0.688	4
1101518905	●	3/4 - 16 UNF	H5	4.250	0.969	1.449	0.590	0.442	0.688	4
1101519005	●	3/4 - 16 UNF	H6	4.250	0.969	1.449	0.590	0.442	0.688	4
1101519105	●	3/4 - 16 UNF	H7	4.250	0.969	1.449	0.590	0.442	0.688	4
1101519205	●	3/4 - 16 UNF	H8	4.250	0.969	1.449	0.590	0.442	0.688	4
1101519305	●	3/4 - 16 UNF	H9	4.250	0.969	1.449	0.590	0.442	0.688	4
1101519405	●	3/4 - 16 UNF	H10	4.250	0.969	1.449	0.590	0.442	0.688	4
1101519505	●	3/4 - 16 UNF	H11	4.250	0.969	1.449	0.590	0.442	0.688	4
1101519605	●	7/8 - 9 UNC	H6	4.688	1.720	2.217	0.697	0.523	0.750	5
1101519705	●	7/8 - 14 UNF	H6	4.688	1.106	1.622	0.697	0.523	0.750	5
1101519805	●	7/8 - 14 UNF	H7	4.688	1.106	1.622	0.697	0.523	0.750	5
1101519905	●	7/8 - 14 UNF	H8	4.688	1.106	1.622	0.697	0.523	0.750	5
1101520005	●	7/8 - 14 UNF	H9	4.688	1.106	1.622	0.697	0.523	0.750	5
1101520105	●	7/8 - 14 UNF	H10	4.688	1.106	1.622	0.697	0.523	0.750	5
1101520205	●	7/8 - 14 UNF	H11	4.688	1.106	1.622	0.697	0.523	0.750	5

● Stocked ○ Available Upon Request; MOQ May Apply ▲ Globally Stocked



CONTINUED ➔

P Steel					M Stainless Steel			K Cast Iron	N Non-Ferrous		S HRSA		H Hardened Steel			
Carbon Steel			Alloy Steel	Die Steel					Aluminum		Nickel Alloy	Titanium				
Low	Medium	High							6061	Casting						
1010	1035	1065	4140		300	400	17-4 PH		7075			30 HRC	~35 HRC	35-45 HRC	45-50 HRC	50-70 HRC
1018	1045		4340													
○	○	○	○	○	○	○	○	○	○	○	○	○	○			
25-80 SFM	20-50 SFM	20-45 SFM	20-50 SFM	15-30 SFM	20-45 SFM	20-45 SFM	15-20 SFM	25-75 SFM	40-80 SFM	40-65 SFM	8-15 SFM	8-15 SFM	15-35 SFM			

○ Good ○ Best



ABOUT OSG

DRILLING

THREADING

MILLING

HOLDERS

INDEX



List 11015 (Continued)

HY-PRO® AERO-F



EDP	Thread Size	Thread Limit	Overall Length	Thread Length	Neck Length	Shank Diameter	Square Width	Square Length	Number of Flutes
			L (Inch)	Lc (Inch)	L1 (Inch)	d (Inch)	k (Inch)	lk (Inch)	
1101520305	● 7/8 - 14 UNF	H12	4.688	1.106	1.622	0.697	0.523	0.750	5
1101520405	● 1 - 12 UNF	H6	5.125	1.291	1.843	0.800	0.600	0.813	5
1101520505	● 1 - 12 UNF	H7	5.125	1.291	1.843	0.800	0.600	0.813	5
1101520605	● 1 - 12 UNF	H8	5.125	1.291	1.843	0.800	0.600	0.813	5
1101520705	● 1 - 12 UNF	H9	5.125	1.291	1.843	0.800	0.600	0.813	5
1101520805	● 1 - 12 UNF	H10	5.125	1.291	1.843	0.800	0.600	0.813	5
1101520905	● 1 - 12 UNF	H11	5.125	1.291	1.843	0.800	0.600	0.813	5
1101521005	● 1 - 12 UNF	H12	5.125	1.291	1.843	0.800	0.600	0.813	5

● Stocked ○ Available Upon Request; MOQ May Apply ▲ Globally Stocked



P					M			K	N		S		H					
Steel					Stainless Steel			Cast Iron	Non-Ferrous		HRSA		Hardened Steel					
Carbon Steel			Alloy Steel	Die Steel					Aluminum		Nickel Alloy	Titanium						
Low	Medium	High			300	400	17-4 PH		6061 7075	Casting			Inconel	6Al4V (30 HRC)	~35 HRC	35-45 HRC	45-50 HRC	50-70 HRC
1010	1035	1065	4140	4340	○	○	○	○	○	○	○	○	○	○	○	○	○	○
1018	1045	1065	4140	4340	○	○	○	○	○	○	○	○	○	○	○	○	○	○
25-80 SFM	20-50 SFM	20-45 SFM	20-50 SFM	15-30 SFM	20-45 SFM	20-45 SFM	15-20 SFM	25-75 SFM	40-80 SFM	40-65 SFM	8-15 SFM	8-15 SFM	15-35 SFM					

○ Good ⊙ Best





List 11115

HY-PRO® AERO-F

SPIRAL POINT	HSS-Co	TiN	C/4.5P	0°	PACKED 1 PIECE
--------------	--------	-----	--------	----	-------------------



EDP	Thread Size	Thread Limit	Overall Length	Thread Length	Neck Length	Shank Diameter	Square Width	Square Length	Number of Flutes	
			L (mm)	Lc (mm)	L1 (mm)	d (mm)	k (mm)	lk (mm)		
1111500105	●	M3 x 0.5	H3	49.20	9.60	19.20	3.58	2.79	4.76	3
1111500905	●	M3 x 0.5	H4	49.20	9.60	19.20	3.58	2.79	4.76	3
1111500205	●	M3 x 0.5	H5	49.20	9.60	19.20	3.58	2.79	4.76	3
1111501005	●	M3 x 0.5	H6	49.20	9.60	19.20	3.58	2.79	4.76	3
1111501105	●	M3 x 0.5	H7	49.20	9.60	19.20	3.58	2.79	4.76	3
1111501205	●	M3 x 0.5	H8	49.20	9.60	19.20	3.58	2.79	4.76	3
1111501305	●	M3 x 0.5	H9	49.20	9.60	19.20	3.58	2.79	4.76	3
1111501405	●	M3 x 0.5	H10	49.20	9.60	19.20	3.58	2.79	4.76	3
1111501505	●	M3 x 0.5	H11	49.20	9.60	19.20	3.58	2.79	4.76	3
1111500305	●	M4 x 0.7	H4	54.00	11.10	20.60	4.27	3.33	6.35	3
1111500405	●	M4 x 0.7	H5	54.00	11.10	20.60	4.27	3.33	6.35	3
1111501605	●	M4 x 0.7	H6	54.00	11.10	20.60	4.27	3.33	6.35	3
1111501705	●	M4 x 0.7	H7	54.00	11.10	20.60	4.27	3.33	6.35	3
1111501805	●	M4 x 0.7	H8	54.00	11.10	20.60	4.27	3.33	6.35	3
1111501905	●	M4 x 0.7	H9	54.00	11.10	20.60	4.27	3.33	6.35	3
1111502005	●	M4 x 0.7	H10	54.00	11.10	20.60	4.27	3.33	6.35	3
1111502105	●	M4 x 0.7	H11	54.00	11.10	20.60	4.27	3.33	6.35	3
1111500505	●	M5 x 0.8	H4	60.30	12.70	25.40	4.93	3.86	6.35	3
1111500605	●	M5 x 0.8	H5	60.30	12.70	25.40	4.93	3.86	6.35	3
1111502205	●	M5 x 0.8	H6	60.30	12.70	25.40	4.93	3.86	6.35	3
1111502305	●	M5 x 0.8	H7	60.30	12.70	25.40	4.93	3.86	6.35	3
1111502405	●	M5 x 0.8	H8	60.30	12.70	25.40	4.93	3.86	6.35	3
1111502505	●	M5 x 0.8	H9	60.30	12.70	25.40	4.93	3.86	6.35	3
1111502605	●	M5 x 0.8	H10	60.30	12.70	25.40	4.93	3.86	6.35	3
1111502705	●	M5 x 0.8	H11	60.30	12.70	25.40	4.93	3.86	6.35	3
1111500705	●	M6 x 1	H5	63.50	14.30	28.60	6.48	4.85	7.94	3
1111502805	●	M6 x 1	H6	63.50	14.30	28.60	6.48	4.85	7.94	3
1111502905	●	M6 x 1	H7	63.50	14.30	28.60	6.48	4.85	7.94	3
1111503005	●	M6 x 1	H8	63.50	14.30	28.60	6.48	4.85	7.94	3
1111503105	●	M6 x 1	H9	63.50	14.30	28.60	6.48	4.85	7.94	3
1111503205	●	M6 x 1	H10	63.50	14.30	28.60	6.48	4.85	7.94	3
1111503305	●	M6 x 1	H11	63.50	14.30	28.60	6.48	4.85	7.94	3
1111503405	●	M6 x 1	H12	63.50	14.30	28.60	6.48	4.85	7.94	3
1111507005	●	M8 x 1	H5	69.00	15.00	29.50	8.08	6.05	9.53	3
1111507105	●	M8 x 1	H6	69.00	15.00	29.50	8.08	6.05	9.53	3
1111507205	●	M8 x 1	H7	69.00	15.00	29.50	8.08	6.05	9.53	3
1111507305	●	M8 x 1	H8	69.00	15.00	29.50	8.08	6.05	9.53	3
1111507405	●	M8 x 1	H9	69.00	15.00	29.50	8.08	6.05	9.53	3
1111507505	●	M8 x 1	H10	69.00	15.00	29.50	8.08	6.05	9.53	3
1111507605	●	M8 x 1	H11	69.00	15.00	29.50	8.08	6.05	9.53	3
1111500805	●	M8 x 1.25	H5	69.00	17.60	31.90	8.08	6.05	9.53	3
1111503505	●	M8 x 1.25	H6	69.00	17.60	31.90	8.08	6.05	9.53	3
1111503605	●	M8 x 1.25	H7	69.00	17.60	31.90	8.08	6.05	9.53	3
1111503705	●	M8 x 1.25	H8	69.00	17.60	31.90	8.08	6.05	9.53	3
1111503805	●	M8 x 1.25	H9	69.00	17.60	31.90	8.08	6.05	9.53	3
1111503905	●	M8 x 1.25	H10	69.00	17.60	31.90	8.08	6.05	9.53	3

● Stocked ○ Available Upon Request; MOQ May Apply ▲ Globally Stocked
 Note: List 11115 metric taps are manufactured to H-limits rather than D-limits.



CONTINUED

P					M			K	N		S		H			
Steel					Stainless Steel			Cast Iron	Non-Ferrous		HRSA		Hardened Steel			
Carbon Steel			Alloy Steel	Die Steel	300	400	17-4 PH		Aluminum		Nickel Alloy	Titanium				
Low	Medium	High							6061	Casting			Inconel	6Al4V (30 HRC)	~35 HRC	35-45 HRC
1010 1018	1035 1045	1065	4140 4340	○				○	○	○	○	○	○	○	○	○
○	○	○	○	○	○	○	○	○	○	○	○	○	○	○	○	
25-80 SFM	20-50 SFM	20-45 SFM	20-50 SFM	15-30 SFM	20-45 SFM	20-45 SFM	15-20 SFM	25-75 SFM	40-80 SFM	40-65 SFM	8-15 SFM	8-15 SFM	15-35 SFM			

○ Good ○ Best





HY-PRO® AERO-F

Ideal for Aerospace Fastener Applications

List 11115 (Continued)

HY-PRO® AERO-F

SPIRAL POINT	HSS-Co	TiN	C/4.5P	0°	PACKED 1 PIECE
--------------	--------	-----	--------	----	-------------------



EDP	Thread Size	Thread Limit	Overall Length	Thread Length	Neck Length	Shank Diameter	Square Width	Square Length	Number of Flutes
			L (mm)	Lc (mm)	L1 (mm)	d (mm)	k (mm)	lk (mm)	
1111504005	M8 x 1.25	H11	69.00	17.60	31.90	8.08	6.05	9.53	3
1111504105	M8 x 1.25	H12	69.00	17.60	31.90	8.08	6.05	9.53	3
1111504205	M10 x 1.25	H5	74.60	19.10	34.80	9.68	7.26	11.11	3
1111504305	M10 x 1.25	H6	74.60	19.10	34.80	9.68	7.26	11.11	3
1111504405	M10 x 1.25	H7	74.60	19.10	34.80	9.68	7.26	11.11	3
1111504505	M10 x 1.25	H8	74.60	19.10	34.80	9.68	7.26	11.11	3
1111504605	M10 x 1.25	H9	74.60	19.10	34.80	9.68	7.26	11.11	3
1111504705	M10 x 1.25	H10	74.60	19.10	34.80	9.68	7.26	11.11	3
1111504805	M10 x 1.25	H11	74.60	19.10	34.80	9.68	7.26	11.11	3
1111504905	M10 x 1.5	H5	74.60	22.20	35.00	9.68	7.26	11.11	3
1111505005	M10 x 1.5	H6	74.60	22.20	35.00	9.68	7.26	11.11	3
1111505105	M10 x 1.5	H7	74.60	22.20	35.00	9.68	7.26	11.11	3
1111505205	M10 x 1.5	H8	74.60	22.20	35.00	9.68	7.26	11.11	3
1111505305	M10 x 1.5	H9	74.60	22.20	35.00	9.68	7.26	11.11	3
1111505405	M10 x 1.5	H10	74.60	22.20	35.00	9.68	7.26	11.11	3
1111505505	M10 x 1.5	H11	74.60	22.20	35.00	9.68	7.26	11.11	3
1111505605	M10 x 1.5	H12	74.60	22.20	35.00	9.68	7.26	11.11	3
1111505705	M12 x 1.25	H5	85.70	19.10	35.00	9.32	6.99	11.11	3
1111505805	M12 x 1.25	H6	85.70	19.10	35.00	9.32	6.99	11.11	3
1111505905	M12 x 1.25	H7	85.70	19.10	35.00	9.32	6.99	11.11	3
1111506005	M12 x 1.25	H8	85.70	19.10	35.00	9.32	6.99	11.11	3
1111506105	M12 x 1.25	H9	85.70	19.10	35.00	9.32	6.99	11.11	3
1111506205	M12 x 1.25	H10	85.70	19.10	35.00	9.32	6.99	11.11	3
1111506305	M12 x 1.25	H11	85.70	19.10	35.00	9.32	6.99	11.11	3
1111506405	M12 x 1.5	H6	85.70	22.20	35.00	9.32	6.99	11.11	3
1111506505	M12 x 1.5	H7	85.70	22.20	35.00	9.32	6.99	11.11	3
1111506605	M12 x 1.5	H8	85.70	22.20	35.00	9.32	6.99	11.11	3
1111506705	M12 x 1.5	H9	85.70	22.20	35.00	9.32	6.99	11.11	3
1111506805	M12 x 1.5	H10	85.70	22.20	35.00	9.32	6.99	11.11	3
1111506905	M12 x 1.5	H11	85.70	22.20	35.00	9.32	6.99	11.11	3
1111507705	M12 x 1.75	H6	85.70	26.30	37.30	9.32	6.99	11.11	3
1111507805	M12 x 1.75	H7	85.70	26.30	37.30	9.32	6.99	11.11	3
1111507905	M12 x 1.75	H8	85.70	26.30	37.30	9.32	6.99	11.11	3
1111508005	M12 x 1.75	H9	85.70	26.30	37.30	9.32	6.99	11.11	3
1111508105	M12 x 1.75	H10	85.70	26.30	37.30	9.32	6.99	11.11	3
1111508205	M12 x 1.75	H11	85.70	26.30	37.30	9.32	6.99	11.11	3
1111508305	M14 x 1.5	H6	91.30	22.50	34.50	10.90	8.18	12.70	4
1111508405	M14 x 1.5	H7	91.30	22.50	34.50	10.90	8.18	12.70	4
1111508505	M14 x 1.5	H8	91.30	22.50	34.50	10.90	8.18	12.70	4
1111508605	M14 x 1.5	H9	91.30	22.50	34.50	10.90	8.18	12.70	4
1111508705	M14 x 1.5	H10	91.30	22.50	34.50	10.90	8.18	12.70	4
1111508805	M14 x 1.5	H11	91.30	22.50	34.50	10.90	8.18	12.70	4

● Stocked ○ Available Upon Request; MOQ May Apply ▲ Globally Stocked

Note: List 11115 metric taps are manufactured to H-limits rather than D-limits.



P					M			K	N		S		H			
Steel					Stainless Steel			Cast Iron	Non-Ferrous		HRSA		Hardened Steel			
Carbon Steel			Alloy Steel	Die Steel	300	400	17-4 PH		Aluminum		Nickel Alloy	Titanium	~35 HRC	35-45 HRC	45-50 HRC	50-70 HRC
Low	Medium	High							6061	Casting						
1010	1035	1045	4140	4340				300	400	17-4 PH	6061	7075				
○	○	○	○	○	○	○	○	○	○	○	○	○	○			
25-80 SFM	20-50 SFM	20-45 SFM	20-50 SFM	15-30 SFM	20-45 SFM	20-45 SFM	15-20 SFM	25-75 SFM	40-80 SFM	40-65 SFM	8-15 SFM	8-15 SFM	15-35 SFM			

○ Good ○ Best

ABOUT OSG

DRILLING

THREADING

MILLING

HOLDERS

INDEX





List 11016

HY-PRO® AL-DIN-POT, DIN Overall Length

SPIRAL POINT	HSSE	N	C/4P	0°	PACKED 1 PIECE
--------------	------	---	------	----	-------------------



EDP	Thread Size	Thread Limit	Overall Length	Thread Length	Neck Length	Shank Diameter	Square Width	Square Length	Number of Flutes	
			L (Inch)	Lc (Inch)	L1 (Inch)	d (Inch)	k (Inch)	lk (Inch)		
1101600103	●	No. 2 - 56 UNC	H2	1.772	0.437	0.476	0.141	0.110	0.188	2
1101600203	●	No. 4 - 40 UNC	H2	2.201	0.295	0.705	0.141	0.110	0.188	2
1101600303	●	No. 6 - 32 UNC	H3	2.201	0.370	0.783	0.141	0.110	0.188	3
1101600403	●	No. 8 - 32 UNC	H3	2.480	0.374	0.827	0.168	0.131	0.250	3
1101600503	●	No. 10 - 24 UNC	H3	2.748	0.492	1.059	0.194	0.152	0.250	3
1101600603	●	No. 10 - 32 UNF	H3	2.748	0.492	0.984	0.194	0.152	0.250	3
1101600703	●	1/4 - 20 UNC	H3	3.146	0.594	1.177	0.255	0.191	0.313	3
1101600803	●	1/4 - 20 UNC	H5	3.146	0.594	1.177	0.255	0.191	0.313	3
1101600903	●	1/4 - 28 UNF	H3	3.146	0.594	1.189	0.255	0.191	0.313	3
1101601003	●	5/16 - 18 UNC	H3	3.677	0.799	1.512	0.318	0.238	0.375	3
1101601103	●	5/16 - 18 UNC	H5	3.677	0.799	1.512	0.318	0.238	0.375	3
1101601203	●	5/16 - 24 UNF	H3	3.677	0.799	1.520	0.318	0.238	0.375	3
1101601303	●	3/8 - 16 UNC	H3	4.102	0.917	1.543	0.381	0.286	0.438	3
1101601403	●	3/8 - 16 UNC	H5	4.102	0.917	1.555	0.381	0.286	0.438	3
1101601503	●	3/8 - 24 UNF	H3	4.102	0.917	1.555	0.381	0.286	0.438	3
1101601603	●	7/16 - 14 UNC	H3	3.937	0.858	1.291	0.323	0.242	0.406	3
1101601703	●	7/16 - 14 UNC	H5	3.937	0.858	1.291	0.323	0.242	0.406	3
1101601803	●	7/16 - 20 UNF	H3	3.937	0.858	1.291	0.323	0.242	0.406	3
1101601903	●	1/2 - 13 UNC	H3	4.221	0.921	1.354	0.367	0.275	0.438	3
1101602003	●	1/2 - 13 UNC	H5	4.331	0.921	1.354	0.367	0.275	0.438	3
1101602103	●	1/2 - 20 UNF	H3	3.937	0.921	1.354	0.367	0.275	0.438	3

● Stocked ○ Available Upon Request; MOQ May Apply ▲ Globally Stocked



P					M			K	N		S		H					
Steel					Stainless Steel			Cast Iron	Non-Ferrous		HRSA		Hardened Steel					
Carbon Steel			Alloy Steel	Die Steel	Aluminum		Nickel Alloy		Titanium									
Low	Medium	High			6061	Casting				Inconel	6Al4V (30 HRC)	~35 HRC	35-45 HRC	45-50 HRC	50-70 HRC			
1010	1035	1065	4140	4340	300	400	17-4 PH											
1018	1045								○	○								
									40-80 SFM	40-65 SFM								

○ Good ○ Best





HY-PRO® AL-DIN

Premium Design for Aluminum Applications

ABOUT OSG

DRILLING

THREADING

MILLING

HOLDERS

INDEX

List 11116

HY-PRO® AL-DIN-POT, DIN Overall Length

SPIRAL POINT	HSSE	N	3 FLUTE	C/4P	0°	PACKED 1 PIECE
--------------	------	---	---------	------	----	-------------------



EDP		Thread Size	Thread Limit	Overall Length	Thread Length	Neck Length	Shank Diameter	Square Width	Square Length
				L (mm)	Lc (mm)	L1 (mm)	d (mm)	k (mm)	lk (mm)
1111600103	●	M3 x 0.5	D3	56.00	7.30	19.30	3.58	2.79	4.76
1111600303	●	M4 x 0.7	D4	63.00	10.10	22.70	4.27	3.33	6.35
1111600403	●	M5 x 0.8	D4	70.00	11.80	27.20	4.93	3.86	6.35
1111600503	●	M6 x 1	D5	80.00	14.60	32.60	6.48	4.85	7.94
1111600803	●	M8 x 1.25	D5	90.00	18.50	38.50	8.08	6.05	9.53
1111600903	●	M10 x 1.25	D5	100.00	22.50	43.50	9.68	7.26	11.11
1111601003	●	M10 x 1.5	D6	100.00	22.50	43.50	9.68	7.26	11.11
1111601103	●	M12 x 1.25	D5	100.00	21.00	32.00	9.32	6.99	11.11
1111601203	●	M12 x 1.5	D5	100.00	21.00	32.00	9.32	6.99	11.11
1111601303	●	M12 x 1.75	D6	110.00	21.00	32.00	9.32	6.99	11.11

● Stocked ○ Available Upon Request; MOQ May Apply ▲ Globally Stocked



P					M			K	N		S		H					
Steel					Stainless Steel			Cast Iron	Non-Ferrous		HRSA		Hardened Steel					
Carbon Steel			Alloy Steel	Die Steel	Aluminum		Nickel Alloy		Titanium									
Low	Medium	High			300	400				17-4 PH	6061 7075	Casting	Inconel	6Al4V (30 HRC)	~35 HRC	35-45 HRC	45-50 HRC	50-70 HRC
1010	1035	1065	4140	4340														
1018	1045								○	○								
									40-80 SFM	40-65 SFM								

○ Good ○ Best





List 11017

HY-PRO® V-DIN, DIN Overall Length

SPIRAL POINT	HSSE	V	C/4P	0°	PACKED 1 PIECE
--------------	------	---	------	----	-------------------



EDP		Thread Size	Thread Limit	Overall Length	Thread Length	Neck Length	Shank Diameter	Square Width	Square Length	Number of Flutes
				L (Inch)	Lc (Inch)	L1 (Inch)	d (Inch)	k (Inch)	lk (Inch)	
1101700108	●	No. 4 - 40 UNC	H2	2.205	0.303	0.713	0.141	0.110	0.188	2
1101700208	●	No. 6 - 32 UNC	H3	2.205	0.378	0.791	0.141	0.110	0.188	2
1101700308	●	No. 8 - 32 UNC	H3	2.480	0.382	0.835	0.168	0.131	0.250	3
1101700408	●	No. 10 - 24 UNC	H3	2.756	0.500	0.984	0.194	0.152	0.250	3
1101700508	●	No. 10 - 32 UNF	H3	2.756	0.500	0.992	0.194	0.152	0.250	3
1101700608	●	1/4 - 20 UNC	H3	3.150	0.602	1.185	0.255	0.191	0.313	3
1101700708	●	1/4 - 28 UNF	H3	3.150	0.602	1.197	0.255	0.191	0.313	3
1101700808	●	5/16 - 18 UNC	H3	3.543	0.669	1.382	0.318	0.238	0.375	3
1101700908	●	5/16 - 24 UNF	H3	3.543	0.669	1.390	0.318	0.238	0.375	3
1101701008	●	3/8 - 16 UNC	H3	3.937	0.760	1.386	0.381	0.286	0.438	3
1101701108	●	3/8 - 24 UNF	H3	3.937	0.760	1.398	0.381	0.286	0.438	3
1101701208	●	7/16 - 14 UNC	H3	3.937	0.894	1.291	0.323	0.242	0.406	3
1101701308	●	7/16 - 20 UNF	H3	3.937	0.858	1.291	0.323	0.242	0.406	3
1101701408	●	1/2 - 13 UNC	H3	4.331	0.961	1.354	0.367	0.275	0.438	3
1101701508	●	1/2 - 20 UNF	H3	3.937	0.921	1.354	0.367	0.275	0.438	3

● Stocked ○ Available Upon Request; MOQ May Apply ▲ Globally Stocked



ABOUT OSG

DRILLING

THREADING

MILLING

HOLDERS

INDEX

P					M			K	N		S		H			
Steel					Stainless Steel			Cast Iron	Non-Ferrous		HRSA		Hardened Steel			
Carbon Steel			Alloy Steel	Die Steel					Aluminum		Nickel Alloy	Titanium				
Low	Medium	High			300	400	17-4 PH		6061	Casting			Inconel	6Al4V (30 HRC)	~35 HRC	35-45 HRC
1010	1035	1065	4140	4340	300	400	17-4 PH	6061	7075	Casting	Inconel	6Al4V (30 HRC)	~35 HRC	35-45 HRC	45-50 HRC	50-70 HRC
○	○	○	○	○	○	○	○	○					○			
50-90 SFM	40-80 SFM	40-60 SFM	40-80 SFM	20-60 SFM	40-80 SFM	40-80 SFM	30-50 SFM	30-80 SFM					20-60 SFM			

○ Good ○ Best





List 11117

HY-PRO® V-DIN-POT, DIN Overall Length

SPIRAL POINT	HSSE	V	3 FLUTE	C/4P	0°	PACKED 1 PIECE
--------------	------	---	---------	------	----	-------------------



EDP	Thread Size	Thread Limit	Overall Length	Thread Length	Neck Length	Shank Diameter	Square Width	Square Length
			L (mm)	Lc (mm)	L1 (mm)	d (mm)	k (mm)	lk (mm)
1111700108	M3 x 0.5	D3	56.00	6.30	18.30	3.58	2.79	4.76
1111700308	M4 x 0.7	D4	63.00	8.60	21.20	4.27	3.33	6.35
1111700408	M5 x 0.8	D4	70.00	9.80	25.20	4.93	3.86	6.35
1111700508	M6 x 1	D5	80.00	12.20	30.20	6.48	4.85	7.94
1111700808	M8 x 1.25	D5	90.00	15.20	35.20	8.08	6.05	9.53
1111701008	M10 x 1.5	D6	100.00	18.20	39.20	9.68	7.26	11.11
1111701308	M12 x 1.75	D6	100.00	21.90	32.00	9.32	6.99	11.11

● Stocked ○ Available Upon Request; MOQ May Apply ▲ Globally Stocked



P					M			K	N		S		H				
Steel					Stainless Steel			Cast Iron	Non-Ferrous		HRSA		Hardened Steel				
Carbon Steel			Alloy Steel	Die Steel					Aluminum		Nickel Alloy	Titanium					
Low	Medium	High			300	400	17-4 PH		6061 7075	Casting			Inconel	6Al4V (30 HRC)	~35 HRC	35-45 HRC	45-50 HRC
1010	1035	1065	4140	4340	○	○	○	○					○				
1018	1045	1065	4340		○	○	○	○									
50-90 SFM	40-80 SFM	40-60 SFM	40-80 SFM	20-60 SFM	40-80 SFM	40-80 SFM	30-50 SFM	30-80 SFM					20-60 SFM				

○ Good ⊗ Best






List 280

HY-PRO® POT

SPIRAL POINT	HSSE	BR	S/O	TiCN	C/4P	0°	PACKED 1 PIECE
--------------	------	----	-----	------	------	----	-------------------



EDP	Thread Size	Thread Limit	Overall Length L (Inch)	Thread Length Lc (Inch)	Neck Length L1 (Inch)	Shank Diameter d (Inch)	Square Width k (Inch)	Square Length lk (Inch)	Number of Flutes	Surface Treatment	
											2805600
2805601	●	No. 2 - 56 UNC	H2	Plug (4P)	1.752	0.437	-	0.141	0.110	0.188	Steam Oxide
2805608	●	No. 2 - 56 UNC	H2	Plug (4P)	1.752	0.437	-	0.141	0.110	0.188	TiCN
2806000	●	No. 3 - 48 UNC	H2	Plug (4P)	1.811	0.500	-	0.141	0.110	0.188	Bright
2806001	●	No. 3 - 48 UNC	H2	Plug (4P)	1.811	0.500	-	0.141	0.110	0.188	Steam Oxide
2806008	●	No. 3 - 48 UNC	H2	Plug (4P)	1.811	0.500	-	0.141	0.110	0.188	TiCN
2806400	●	No. 4 - 40 UNC	H2	Plug (4P)	1.874	0.295	0.559	0.141	0.110	0.188	Bright
2806401	●	No. 4 - 40 UNC	H2	Plug (4P)	1.874	0.295	0.559	0.141	0.110	0.188	Steam Oxide
2806408	●	No. 4 - 40 UNC	H2	Plug (4P)	1.874	0.295	0.559	0.141	0.110	0.188	TiCN
2811400	●	No. 4 - 40 UNC	H3	Plug (4P)	1.874	0.295	0.559	0.141	0.110	0.188	Bright
2811401	●	No. 4 - 40 UNC	H3	Plug (4P)	1.874	0.295	0.559	0.141	0.110	0.188	Steam Oxide
2811408	●	No. 4 - 40 UNC	H3	Plug (4P)	1.874	0.295	0.559	0.141	0.110	0.188	TiCN
2816300	●	No. 4 - 40 UNC	H4	Plug (4P)	1.874	0.295	0.559	0.141	0.110	0.188	Bright
2816301	●	No. 4 - 40 UNC	H4	Plug (4P)	1.874	0.295	0.559	0.141	0.110	0.188	Steam Oxide
2816308	●	No. 4 - 40 UNC	H4	Plug (4P)	1.874	0.295	0.559	0.141	0.110	0.188	TiCN
2816400	●	No. 4 - 40 UNC	H5	Plug (4P)	1.874	0.295	0.559	0.141	0.110	0.188	Bright
2816401	●	No. 4 - 40 UNC	H5	Plug (4P)	1.874	0.295	0.559	0.141	0.110	0.188	Steam Oxide
2816408	●	No. 4 - 40 UNC	H5	Plug (4P)	1.874	0.295	0.559	0.141	0.110	0.188	TiCN
2816500	●	No. 4 - 48 UNF	H2	Plug (4P)	1.874	0.295	0.559	0.141	0.110	0.188	Bright
2816501	●	No. 4 - 48 UNF	H2	Plug (4P)	1.874	0.295	0.559	0.141	0.110	0.188	Steam Oxide
2816508	●	No. 4 - 48 UNF	H2	Plug (4P)	1.874	0.295	0.559	0.141	0.110	0.188	TiCN
2807000	●	No. 5 - 40 UNC	H2	Plug (4P)	1.937	0.299	0.626	0.141	0.110	0.188	Bright
2807001	●	No. 5 - 40 UNC	H2	Plug (4P)	1.937	0.299	0.626	0.141	0.110	0.188	Steam Oxide
2807008	●	No. 5 - 40 UNC	H2	Plug (4P)	1.937	0.299	0.626	0.141	0.110	0.188	TiCN
2807400	●	No. 6 - 32 UNC	H2	Plug (4P)	2.000	0.370	0.685	0.141	0.110	0.188	Bright
2807401	●	No. 6 - 32 UNC	H2	Plug (4P)	2.000	0.370	0.685	0.141	0.110	0.188	Steam Oxide
2807408	●	No. 6 - 32 UNC	H2	Plug (4P)	2.000	0.370	0.685	0.141	0.110	0.188	TiCN
2812400	●	No. 6 - 32 UNC	H3	Plug (4P)	2.000	0.370	0.685	0.141	0.110	0.188	Bright
2812401	●	No. 6 - 32 UNC	H3	Plug (4P)	2.000	0.370	0.685	0.141	0.110	0.188	Steam Oxide
2812408	●	No. 6 - 32 UNC	H3	Plug (4P)	2.000	0.370	0.685	0.141	0.110	0.188	TiCN
2812500	●	No. 6 - 32 UNC	H4	Plug (4P)	2.000	0.370	0.685	0.141	0.110	0.188	Bright
2812501	●	No. 6 - 32 UNC	H4	Plug (4P)	2.000	0.370	0.685	0.141	0.110	0.188	Steam Oxide
2812508	●	No. 6 - 32 UNC	H4	Plug (4P)	2.000	0.370	0.685	0.141	0.110	0.188	TiCN
2817400	●	No. 6 - 32 UNC	H5	Plug (4P)	2.000	0.370	0.685	0.141	0.110	0.188	Bright
2817401	●	No. 6 - 32 UNC	H5	Plug (4P)	2.000	0.370	0.685	0.141	0.110	0.188	Steam Oxide
2817408	●	No. 6 - 32 UNC	H5	Plug (4P)	2.000	0.370	0.685	0.141	0.110	0.188	TiCN
2817500	●	No. 6 - 32 UNC	H6	Plug (4P)	2.000	0.370	0.685	0.141	0.110	0.188	Bright
2817501	●	No. 6 - 32 UNC	H6	Plug (4P)	2.000	0.370	0.685	0.141	0.110	0.188	Steam Oxide
2817508	●	No. 6 - 32 UNC	H6	Plug (4P)	2.000	0.370	0.685	0.141	0.110	0.188	TiCN
2817600	●	No. 6 - 32 UNC	H7	Plug (4P)	2.000	0.370	0.685	0.141	0.110	0.188	Bright
2817601	●	No. 6 - 32 UNC	H7	Plug (4P)	2.000	0.370	0.685	0.141	0.110	0.188	Steam Oxide
2817608	●	No. 6 - 32 UNC	H7	Plug (4P)	2.000	0.370	0.685	0.141	0.110	0.188	TiCN

● Stocked ○ Available Upon Request; MOQ May Apply ▲ Globally Stocked
 Note: Other coatings are available upon request.



CONTINUED ➔

P					M			K	N		S		H						
Steel					Stainless Steel			Cast Iron	Non-Ferrous		HRSA		Hardened Steel						
Carbon Steel			Alloy Steel	Die Steel	300	400	17-4 PH		Aluminum		Nickel Alloy	Titanium							
Low	Medium	High							6061	7075			Casting	Inconel	6Al4V (30 HRC)	~35 HRC	35-45 HRC	45-50 HRC	50-70 HRC
1010	1035	1045	1065	4140	4340														
1018	1045	1065																	
○	○	○	○	○															
50-90 SFM	40-80 SFM	40-60 SFM	40-80 SFM	20-60 SFM	40-80 SFM	40-80 SFM	30-50 SFM	30-80 SFM						20-60 SFM					

○ Good ○ Best





List 280 (Continued)

HY-PRO® POT

SPIRAL POINT	HSSE	BR	S/O	TiCN	C/4P	0°	PACKED 1 PIECE
--------------	------	----	-----	------	------	----	----------------



ABOUT OSG

DRILLING

THREADING

MILLING

HOLDERS

INDEX

EDP	●	Thread Size	Thread Limit	Overall Length	Thread Length	Neck Length	Shank Diameter	Square Width	Square Length	Number of Flutes	Surface Treatment
				L (Inch)	Lc (Inch)	L1 (Inch)	d (Inch)	k (Inch)	lk (Inch)		
2817700	●	No. 6 - 32 UNC	H11	Plug (4P)	2.000	0.370	0.685	0.141	0.110	0.188	Bright
2817701	●	No. 6 - 32 UNC	H11	Plug (4P)	2.000	0.370	0.685	0.141	0.110	0.188	Steam Oxide
2817708	●	No. 6 - 32 UNC	H11	Plug (4P)	2.000	0.370	0.685	0.141	0.110	0.188	TiCN
2807600	●	No. 6 - 40 UNF	H2	Plug (4P)	2.000	0.370	0.685	0.141	0.110	0.188	Bright
2807601	●	No. 6 - 40 UNF	H2	Plug (4P)	2.000	0.370	0.685	0.141	0.110	0.188	Steam Oxide
2807608	●	No. 6 - 40 UNF	H2	Plug (4P)	2.000	0.370	0.685	0.141	0.110	0.188	TiCN
2807800	●	No. 8 - 32 UNC	H2	Plug (4P)	2.126	0.374	0.752	0.168	0.131	0.250	Bright
2807801	●	No. 8 - 32 UNC	H2	Plug (4P)	2.126	0.374	0.752	0.168	0.131	0.250	Steam Oxide
2807808	●	No. 8 - 32 UNC	H2	Plug (4P)	2.126	0.374	0.752	0.168	0.131	0.250	TiCN
2812800	●	No. 8 - 32 UNC	H3	Plug (4P)	2.126	0.374	0.752	0.168	0.131	0.250	Bright
2812801	●	No. 8 - 32 UNC	H3	Plug (4P)	2.126	0.374	0.752	0.168	0.131	0.250	Steam Oxide
2812808	●	No. 8 - 32 UNC	H3	Plug (4P)	2.126	0.374	0.752	0.168	0.131	0.250	TiCN
2812900	●	No. 8 - 32 UNC	H4	Plug (4P)	2.126	0.374	0.752	0.168	0.131	0.250	Bright
2812901	●	No. 8 - 32 UNC	H4	Plug (4P)	2.126	0.374	0.752	0.168	0.131	0.250	Steam Oxide
2812908	●	No. 8 - 32 UNC	H4	Plug (4P)	2.126	0.374	0.752	0.168	0.131	0.250	TiCN
2817800	●	No. 8 - 32 UNC	H5	Plug (4P)	2.126	0.374	0.752	0.168	0.131	0.250	Bright
2817801	●	No. 8 - 32 UNC	H5	Plug (4P)	2.126	0.374	0.752	0.168	0.131	0.250	Steam Oxide
2817808	●	No. 8 - 32 UNC	H5	Plug (4P)	2.126	0.374	0.752	0.168	0.131	0.250	TiCN
2817900	●	No. 8 - 32 UNC	H6	Plug (4P)	2.126	0.374	0.752	0.168	0.131	0.250	Bright
2817901	●	No. 8 - 32 UNC	H6	Plug (4P)	2.126	0.374	0.752	0.168	0.131	0.250	Steam Oxide
2817908	●	No. 8 - 32 UNC	H6	Plug (4P)	2.126	0.374	0.752	0.168	0.131	0.250	TiCN
2818000	●	No. 8 - 32 UNC	H7	Plug (4P)	2.126	0.374	0.752	0.168	0.131	0.250	Bright
2818001	●	No. 8 - 32 UNC	H7	Plug (4P)	2.126	0.374	0.752	0.168	0.131	0.250	Steam Oxide
2818008	●	No. 8 - 32 UNC	H7	Plug (4P)	2.126	0.374	0.752	0.168	0.131	0.250	TiCN
2818100	●	No. 8 - 32 UNC	H11	Plug (4P)	2.126	0.374	0.752	0.168	0.131	0.250	Bright
2818101	●	No. 8 - 32 UNC	H11	Plug (4P)	2.126	0.374	0.752	0.168	0.131	0.250	Steam Oxide
2818108	●	No. 8 - 32 UNC	H11	Plug (4P)	2.126	0.374	0.752	0.168	0.131	0.250	TiCN
2808000	●	No. 8 - 36 UNF	H2	Plug (4P)	2.126	0.374	0.752	0.168	0.131	0.250	Bright
2808001	●	No. 8 - 36 UNF	H2	Plug (4P)	2.126	0.374	0.752	0.168	0.131	0.250	Steam Oxide
2808008	●	No. 8 - 36 UNF	H2	Plug (4P)	2.126	0.374	0.752	0.168	0.131	0.250	TiCN
2813400	●	No. 10 - 24 UNC	H3	Plug (4P)	2.374	0.492	0.866	0.194	0.152	0.250	Bright
2813401	●	No. 10 - 24 UNC	H3	Plug (4P)	2.374	0.492	0.866	0.194	0.152	0.250	Steam Oxide
2813408	●	No. 10 - 24 UNC	H3	Plug (4P)	2.374	0.492	0.866	0.194	0.152	0.250	TiCN
2818400	●	No. 10 - 24 UNC	H5	Plug (4P)	2.374	0.492	0.866	0.194	0.152	0.250	Bright
2818401	●	No. 10 - 24 UNC	H5	Plug (4P)	2.374	0.492	0.866	0.194	0.152	0.250	Steam Oxide
2818408	●	No. 10 - 24 UNC	H5	Plug (4P)	2.374	0.492	0.866	0.194	0.152	0.250	TiCN
2823400	●	No. 10 - 24 UNC	H11	Plug (4P)	2.374	0.492	0.866	0.194	0.152	0.250	Bright
2823401	●	No. 10 - 24 UNC	H11	Plug (4P)	2.374	0.492	0.866	0.194	0.152	0.250	Steam Oxide
2823408	●	No. 10 - 24 UNC	H11	Plug (4P)	2.374	0.492	0.866	0.194	0.152	0.250	TiCN
2808800	●	No. 10 - 32 UNF	H2	Plug (4P)	2.374	0.492	0.866	0.194	0.152	0.250	Bright
2808801	●	No. 10 - 32 UNF	H2	Plug (4P)	2.374	0.492	0.866	0.194	0.152	0.250	Steam Oxide
2808808	●	No. 10 - 32 UNF	H2	Plug (4P)	2.374	0.492	0.866	0.194	0.152	0.250	TiCN
2813800	●	No. 10 - 32 UNF	H3	Plug (4P)	2.374	0.492	0.866	0.194	0.152	0.250	Bright
2813801	●	No. 10 - 32 UNF	H3	Plug (4P)	2.374	0.492	0.866	0.194	0.152	0.250	Steam Oxide
2813808	●	No. 10 - 32 UNF	H3	Plug (4P)	2.374	0.492	0.866	0.194	0.152	0.250	TiCN
2813900	●	No. 10 - 32 UNF	H4	Plug (4P)	2.374	0.492	0.866	0.194	0.152	0.250	Bright
2813901	●	No. 10 - 32 UNF	H4	Plug (4P)	2.374	0.492	0.866	0.194	0.152	0.250	Steam Oxide
2813908	●	No. 10 - 32 UNF	H4	Plug (4P)	2.374	0.492	0.866	0.194	0.152	0.250	TiCN
2818800	●	No. 10 - 32 UNF	H5	Plug (4P)	2.374	0.492	0.866	0.194	0.152	0.250	Bright
2818801	●	No. 10 - 32 UNF	H5	Plug (4P)	2.374	0.492	0.866	0.194	0.152	0.250	Steam Oxide
2818808	●	No. 10 - 32 UNF	H5	Plug (4P)	2.374	0.492	0.866	0.194	0.152	0.250	TiCN
2818900	●	No. 10 - 32 UNF	H6	Plug (4P)	2.374	0.492	0.866	0.194	0.152	0.250	Bright
2818901	●	No. 10 - 32 UNF	H6	Plug (4P)	2.374	0.492	0.866	0.194	0.152	0.250	Steam Oxide

● Stocked ○ Available Upon Request; MOQ May Apply ▲ Globally Stocked
 Note: Other coatings are available upon request.





List 280 (Continued)

HY-PRO® POT

SPIRAL POINT	HSSE	BR	S/O	TiCN	C/4P	0°	PACKED 1 PIECE
--------------	------	----	-----	------	------	----	-------------------

EDP	Thread Size	Thread Limit	Overall Length	Thread Length	Neck Length	Shank Diameter	Square Width	Square Length	Number of Flutes	Surface Treatment	
			L (Inch)	Lc (Inch)	L1 (Inch)	d (Inch)	k (Inch)	lk (Inch)			
2818908	●	No. 10 - 32 UNF	H6	Plug (4P)	2.374	0.492	0.866	0.194	0.152	0.250	TiCN
2819000	●	No. 10 - 32 UNF	H7	Plug (4P)	2.374	0.492	0.866	0.194	0.152	0.250	Bright
2819001	●	No. 10 - 32 UNF	H7	Plug (4P)	2.374	0.492	0.866	0.194	0.152	0.250	Steam Oxide
2819008	●	No. 10 - 32 UNF	H7	Plug (4P)	2.374	0.492	0.866	0.194	0.152	0.250	TiCN
2819100	●	No. 10 - 32 UNF	H11	Plug (4P)	2.374	0.492	0.866	0.194	0.152	0.250	Bright
2819101	●	No. 10 - 32 UNF	H11	Plug (4P)	2.374	0.492	0.866	0.194	0.152	0.250	Steam Oxide
2819108	●	No. 10 - 32 UNF	H11	Plug (4P)	2.374	0.492	0.866	0.194	0.152	0.250	TiCN
2809000	●	No. 12 - 24 UNC	H3	Plug (4P)	2.374	0.496	0.933	0.220	0.165	0.281	Bright
2809001	●	No. 12 - 24 UNC	H3	Plug (4P)	2.374	0.496	0.933	0.220	0.165	0.281	Steam Oxide
2809008	●	No. 12 - 24 UNC	H3	Plug (4P)	2.374	0.496	0.933	0.220	0.165	0.281	TiCN
2809200	●	No. 12 - 28 UNF	H3	Plug (4P)	2.374	0.496	0.933	0.220	0.165	0.281	Bright
2809201	●	No. 12 - 28 UNF	H3	Plug (4P)	2.374	0.496	0.933	0.220	0.165	0.281	Steam Oxide
2809208	●	No. 12 - 28 UNF	H3	Plug (4P)	2.374	0.496	0.933	0.220	0.165	0.281	TiCN
2809400	●	1/4 - 20 UNC	H2	Plug (4P)	2.500	0.594	0.996	0.255	0.191	0.313	Bright
2809401	●	1/4 - 20 UNC	H2	Plug (4P)	2.500	0.594	0.996	0.255	0.191	0.313	Steam Oxide
2809408	●	1/4 - 20 UNC	H2	Plug (4P)	2.500	0.594	0.996	0.255	0.191	0.313	TiCN
2830000	●	1/4 - 20 UNC	H3	Plug (4P)	2.500	0.594	0.996	0.255	0.191	0.313	Bright
2830001	●	1/4 - 20 UNC	H3	Plug (4P)	2.500	0.594	0.996	0.255	0.191	0.313	Steam Oxide
2830008	●	1/4 - 20 UNC	H3	Plug (4P)	2.500	0.594	0.996	0.255	0.191	0.313	TiCN
2840000	●	1/4 - 20 UNC	H5	Plug (4P)	2.500	0.594	0.996	0.255	0.191	0.313	Bright
2840001	●	1/4 - 20 UNC	H5	Plug (4P)	2.500	0.594	0.996	0.255	0.191	0.313	Steam Oxide
2840008	●	1/4 - 20 UNC	H5	Plug (4P)	2.500	0.594	0.996	0.255	0.191	0.313	TiCN
2854800	●	1/4 - 20 UNC	H7	Plug (4P)	2.500	0.594	0.996	0.255	0.191	0.313	Bright
2854801	●	1/4 - 20 UNC	H7	Plug (4P)	2.500	0.594	0.996	0.255	0.191	0.313	Steam Oxide
2854808	●	1/4 - 20 UNC	H7	Plug (4P)	2.500	0.594	0.996	0.255	0.191	0.313	TiCN
2855000	●	1/4 - 20 UNC	H11	Plug (4P)	2.500	0.594	0.996	0.255	0.191	0.313	Bright
2855001	●	1/4 - 20 UNC	H11	Plug (4P)	2.500	0.594	0.996	0.255	0.191	0.313	Steam Oxide
2855008	●	1/4 - 20 UNC	H11	Plug (4P)	2.500	0.594	0.996	0.255	0.191	0.313	TiCN
2809600	●	1/4 - 28 UNF	H2	Plug (4P)	2.500	0.594	0.996	0.255	0.191	0.313	Bright
2809601	●	1/4 - 28 UNF	H2	Plug (4P)	2.500	0.594	0.996	0.255	0.191	0.313	Steam Oxide
2809608	●	1/4 - 28 UNF	H2	Plug (4P)	2.500	0.594	0.996	0.255	0.191	0.313	TiCN
2830400	●	1/4 - 28 UNF	H3	Plug (4P)	2.500	0.594	0.996	0.255	0.191	0.313	Bright
2830401	●	1/4 - 28 UNF	H3	Plug (4P)	2.500	0.594	0.996	0.255	0.191	0.313	Steam Oxide
2830408	●	1/4 - 28 UNF	H3	Plug (4P)	2.500	0.594	0.996	0.255	0.191	0.313	TiCN
2835400	●	1/4 - 28 UNF	H4	Plug (4P)	2.500	0.594	0.996	0.255	0.191	0.313	Bright
2835401	●	1/4 - 28 UNF	H4	Plug (4P)	2.500	0.594	0.996	0.255	0.191	0.313	Steam Oxide
2835408	●	1/4 - 28 UNF	H4	Plug (4P)	2.500	0.594	0.996	0.255	0.191	0.313	TiCN
2840400	●	1/4 - 28 UNF	H5	Plug (4P)	2.500	0.594	0.996	0.255	0.191	0.313	Bright
2840401	●	1/4 - 28 UNF	H5	Plug (4P)	2.500	0.594	0.996	0.255	0.191	0.313	Steam Oxide
2840408	●	1/4 - 28 UNF	H5	Plug (4P)	2.500	0.594	0.996	0.255	0.191	0.313	TiCN
2840500	●	1/4 - 28 UNF	H6	Plug (4P)	2.500	0.594	0.996	0.255	0.191	0.313	Bright
2840501	●	1/4 - 28 UNF	H6	Plug (4P)	2.500	0.594	0.996	0.255	0.191	0.313	Steam Oxide
2840508	●	1/4 - 28 UNF	H6	Plug (4P)	2.500	0.594	0.996	0.255	0.191	0.313	TiCN
2840600	●	1/4 - 28 UNF	H7	Plug (4P)	2.500	0.594	0.996	0.255	0.191	0.313	Bright
2840601	●	1/4 - 28 UNF	H7	Plug (4P)	2.500	0.594	0.996	0.255	0.191	0.313	Steam Oxide
2840608	●	1/4 - 28 UNF	H7	Plug (4P)	2.500	0.594	0.996	0.255	0.191	0.313	TiCN
2840700	●	1/4 - 28 UNF	H11	Plug (4P)	2.500	0.594	0.996	0.255	0.191	0.313	Bright
2840701	●	1/4 - 28 UNF	H11	Plug (4P)	2.500	0.594	0.996	0.255	0.191	0.313	Steam Oxide

● Stocked ○ Available Upon Request; MOQ May Apply ▲ Globally Stocked

Note: Other coatings are available upon request.



CONTINUED ➔

P					M			K	N		S		H			
Steel					Stainless Steel			Cast Iron	Non-Ferrous		HRSA		Hardened Steel			
Carbon Steel			Alloy Steel	Die Steel	300	400	17-4 PH		Aluminum		Nickel Alloy	Titanium				
Low	Medium	High							6061	Casting			Inconel	6Al4V (30 HRC)	~35 HRC	35-45 HRC
1010	1035	1065	4140	4340	300	400	17-4 PH	6061	7075	Casting	Inconel	6Al4V (30 HRC)	~35 HRC	35-45 HRC	45-50 HRC	50-70 HRC
○	○	○	○	○	○	○	○	○					○			
50-90 SFM	40-80 SFM	40-60 SFM	40-80 SFM	20-60 SFM	40-80 SFM	40-80 SFM	30-50 SFM	30-80 SFM					20-60 SFM			

○ Good ○ Best





List 280 (Continued)

HY-PRO® POT

SPIRAL POINT	HSSE	BR	S/O	TiCN	C/4P	0°	PACKED 1 PIECE
--------------	------	----	-----	------	------	----	----------------



ABOUT OSG

DRILLING

THREADING

MILLING

HOLDERS

INDEX

EDP	Thread Size	Thread Limit	Overall Length	Thread Length	Neck Length	Shank Diameter	Square Width	Square Length	Number of Flutes	Surface Treatment
			L (Inch)	Lc (Inch)	L1 (Inch)	d (Inch)	k (Inch)	lk (Inch)		
2840708	● 1/4 - 28 UNF	H11	Plug (4P)	2.500	0.594	0.996	0.255	0.191	0.313	TiCN
2830800	● 5/16 - 18 UNC	H3	Plug (4P)	2.720	0.665	1.126	0.318	0.238	0.375	Bright
2830801	● 5/16 - 18 UNC	H3	Plug (4P)	2.720	0.665	1.126	0.318	0.238	0.375	Steam Oxide
2830808	● 5/16 - 18 UNC	H3	Plug (4P)	2.720	0.665	1.126	0.318	0.238	0.375	TiCN
2840800	● 5/16 - 18 UNC	H5	Plug (4P)	2.720	0.665	1.126	0.318	0.238	0.375	Bright
2840801	● 5/16 - 18 UNC	H5	Plug (4P)	2.720	0.665	1.126	0.318	0.238	0.375	Steam Oxide
2840808	● 5/16 - 18 UNC	H5	Plug (4P)	2.720	0.665	1.126	0.318	0.238	0.375	TiCN
2855600	● 5/16 - 18 UNC	H7	Plug (4P)	2.720	0.665	1.126	0.318	0.238	0.375	Bright
2855601	● 5/16 - 18 UNC	H7	Plug (4P)	2.720	0.665	1.126	0.318	0.238	0.375	Steam Oxide
2855608	● 5/16 - 18 UNC	H7	Plug (4P)	2.720	0.665	1.126	0.318	0.238	0.375	TiCN
2855800	● 5/16 - 18 UNC	H11	Plug (4P)	2.720	0.665	1.126	0.318	0.238	0.375	Bright
2855801	● 5/16 - 18 UNC	H11	Plug (4P)	2.720	0.665	1.126	0.318	0.238	0.375	Steam Oxide
2855808	● 5/16 - 18 UNC	H11	Plug (4P)	2.720	0.665	1.126	0.318	0.238	0.375	TiCN
2826400	● 5/16 - 24 UNF	H2	Plug (4P)	2.720	0.657	1.118	0.318	0.238	0.375	Bright
2826401	● 5/16 - 24 UNF	H2	Plug (4P)	2.720	0.657	1.118	0.318	0.238	0.375	Steam Oxide
2826408	● 5/16 - 24 UNF	H2	Plug (4P)	2.720	0.657	1.118	0.318	0.238	0.375	TiCN
2831200	● 5/16 - 24 UNF	H3	Plug (4P)	2.720	0.657	1.118	0.318	0.238	0.375	Bright
2831201	● 5/16 - 24 UNF	H3	Plug (4P)	2.720	0.657	1.118	0.318	0.238	0.375	Steam Oxide
2831208	● 5/16 - 24 UNF	H3	Plug (4P)	2.720	0.657	1.118	0.318	0.238	0.375	TiCN
2836200	● 5/16 - 24 UNF	H4	Plug (4P)	2.720	0.657	1.118	0.318	0.238	0.375	Bright
2836201	● 5/16 - 24 UNF	H4	Plug (4P)	2.720	0.657	1.118	0.318	0.238	0.375	Steam Oxide
2836208	● 5/16 - 24 UNF	H4	Plug (4P)	2.720	0.657	1.118	0.318	0.238	0.375	TiCN
2841200	● 5/16 - 24 UNF	H5	Plug (4P)	2.720	0.657	1.118	0.318	0.238	0.375	Bright
2841201	● 5/16 - 24 UNF	H5	Plug (4P)	2.720	0.657	1.118	0.318	0.238	0.375	Steam Oxide
2841208	● 5/16 - 24 UNF	H5	Plug (4P)	2.720	0.657	1.118	0.318	0.238	0.375	TiCN
2841300	● 5/16 - 24 UNF	H6	Plug (4P)	2.720	0.657	1.118	0.318	0.238	0.375	Bright
2841301	● 5/16 - 24 UNF	H6	Plug (4P)	2.720	0.657	1.118	0.318	0.238	0.375	Steam Oxide
2841308	● 5/16 - 24 UNF	H6	Plug (4P)	2.720	0.657	1.118	0.318	0.238	0.375	TiCN
2841400	● 5/16 - 24 UNF	H7	Plug (4P)	2.720	0.657	1.118	0.318	0.238	0.375	Bright
2841401	● 5/16 - 24 UNF	H7	Plug (4P)	2.720	0.657	1.118	0.318	0.238	0.375	Steam Oxide
2841408	● 5/16 - 24 UNF	H7	Plug (4P)	2.720	0.657	1.118	0.318	0.238	0.375	TiCN
2841500	● 5/16 - 24 UNF	H11	Plug (4P)	2.720	0.657	1.118	0.318	0.238	0.375	Bright
2841501	● 5/16 - 24 UNF	H11	Plug (4P)	2.720	0.657	1.118	0.318	0.238	0.375	Steam Oxide
2841508	● 5/16 - 24 UNF	H11	Plug (4P)	2.720	0.657	1.118	0.318	0.238	0.375	TiCN
2831600	● 3/8 - 16 UNC	H3	Plug (4P)	2.937	0.752	1.252	0.381	0.286	0.438	Bright
2831601	● 3/8 - 16 UNC	H3	Plug (4P)	2.937	0.752	1.252	0.381	0.286	0.438	Steam Oxide
2831608	● 3/8 - 16 UNC	H3	Plug (4P)	2.937	0.752	1.252	0.381	0.286	0.438	TiCN
2841600	● 3/8 - 16 UNC	H5	Plug (4P)	2.937	0.752	1.252	0.381	0.286	0.438	Bright
2841601	● 3/8 - 16 UNC	H5	Plug (4P)	2.937	0.752	1.252	0.381	0.286	0.438	Steam Oxide
2841608	● 3/8 - 16 UNC	H5	Plug (4P)	2.937	0.752	1.252	0.381	0.286	0.438	TiCN
2856400	● 3/8 - 16 UNC	H7	Plug (4P)	2.937	0.752	1.252	0.381	0.286	0.438	Bright
2856401	● 3/8 - 16 UNC	H7	Plug (4P)	2.937	0.752	1.252	0.381	0.286	0.438	Steam Oxide
2856408	● 3/8 - 16 UNC	H7	Plug (4P)	2.937	0.752	1.252	0.381	0.286	0.438	TiCN
2856600	● 3/8 - 16 UNC	H11	Plug (4P)	2.937	0.752	1.252	0.381	0.286	0.438	Bright
2856601	● 3/8 - 16 UNC	H11	Plug (4P)	2.937	0.752	1.252	0.381	0.286	0.438	Steam Oxide
2856608	● 3/8 - 16 UNC	H11	Plug (4P)	2.937	0.752	1.252	0.381	0.286	0.438	TiCN
2826800	● 3/8 - 24 UNF	H2	Plug (4P)	2.937	0.740	1.240	0.381	0.286	0.438	Bright
2826801	● 3/8 - 24 UNF	H2	Plug (4P)	2.937	0.740	1.240	0.381	0.286	0.438	Steam Oxide
2826808	● 3/8 - 24 UNF	H2	Plug (4P)	2.937	0.740	1.240	0.381	0.286	0.438	TiCN
2831800	● 3/8 - 24 UNF	H3	Plug (4P)	2.937	0.740	1.240	0.381	0.286	0.438	Bright
2831801	● 3/8 - 24 UNF	H3	Plug (4P)	2.937	0.740	1.240	0.381	0.286	0.438	Steam Oxide
2831808	● 3/8 - 24 UNF	H3	Plug (4P)	2.937	0.740	1.240	0.381	0.286	0.438	TiCN
2836800	● 3/8 - 24 UNF	H4	Plug (4P)	2.937	0.740	1.240	0.381	0.286	0.438	Bright

● Stocked ○ Available Upon Request; MOQ May Apply ▲ Globally Stocked

Note: Other coatings are available upon request.





List 280 (Continued)

HY-PRO® POT



EDP		Thread Size	Thread Limit	Overall Length	Thread Length	Neck Length	Shank Diameter	Square Width	Square Length	Number of Flutes	Surface Treatment
				L (Inch)	Lc (Inch)	L1 (Inch)	d (Inch)	k (Inch)	lk (Inch)		
2836801	●	3/8 - 24 UNF	H4	Plug (4P)	2.937	0.740	1.240	0.381	0.286	0.438	Steam Oxide
2836808	●	3/8 - 24 UNF	H4	Plug (4P)	2.937	0.740	1.240	0.381	0.286	0.438	TiCN
2841800	●	3/8 - 24 UNF	H5	Plug (4P)	2.937	0.740	1.240	0.381	0.286	0.438	Bright
2841801	●	3/8 - 24 UNF	H5	Plug (4P)	2.937	0.740	1.240	0.381	0.286	0.438	Steam Oxide
2841808	●	3/8 - 24 UNF	H5	Plug (4P)	2.937	0.740	1.240	0.381	0.286	0.438	TiCN
2841900	●	3/8 - 24 UNF	H6	Plug (4P)	2.937	0.740	1.240	0.381	0.286	0.438	Bright
2841901	●	3/8 - 24 UNF	H6	Plug (4P)	2.937	0.740	1.240	0.381	0.286	0.438	Steam Oxide
2841908	●	3/8 - 24 UNF	H6	Plug (4P)	2.937	0.740	1.240	0.381	0.286	0.438	TiCN
2841700	●	3/8 - 24 UNF	H7	Plug (4P)	2.937	0.740	1.240	0.381	0.286	0.438	Bright
2841701	●	3/8 - 24 UNF	H7	Plug (4P)	2.937	0.740	1.240	0.381	0.286	0.438	Steam Oxide
2841708	●	3/8 - 24 UNF	H7	Plug (4P)	2.937	0.740	1.240	0.381	0.286	0.438	TiCN
2856800	●	3/8 - 24 UNF	H11	Plug (4P)	2.937	0.740	1.240	0.381	0.286	0.438	Bright
2856801	●	3/8 - 24 UNF	H11	Plug (4P)	2.937	0.740	1.240	0.381	0.286	0.438	Steam Oxide
2856808	●	3/8 - 24 UNF	H11	Plug (4P)	2.937	0.740	1.240	0.381	0.286	0.438	TiCN
2832000	●	7/16 - 14 UNC	H3	Plug (4P)	3.157	0.858	1.291	0.323	0.242	0.406	Bright
2832001	●	7/16 - 14 UNC	H3	Plug (4P)	3.157	0.858	1.291	0.323	0.242	0.406	Steam Oxide
2832008	●	7/16 - 14 UNC	H3	Plug (4P)	3.157	0.858	1.291	0.323	0.242	0.406	TiCN
2842000	●	7/16 - 14 UNC	H5	Plug (4P)	3.157	0.858	1.291	0.323	0.242	0.406	Bright
2842001	●	7/16 - 14 UNC	H5	Plug (4P)	3.157	0.858	1.291	0.323	0.242	0.406	Steam Oxide
2842008	●	7/16 - 14 UNC	H5	Plug (4P)	3.157	0.858	1.291	0.323	0.242	0.406	TiCN
2842100	●	7/16 - 14 UNC	H7	Plug (4P)	3.157	0.858	1.291	0.323	0.242	0.406	Bright
2842101	●	7/16 - 14 UNC	H7	Plug (4P)	3.157	0.858	1.291	0.323	0.242	0.406	Steam Oxide
2842108	●	7/16 - 14 UNC	H7	Plug (4P)	3.157	0.858	1.291	0.323	0.242	0.406	TiCN
2842300	●	7/16 - 14 UNC	H11	Plug (4P)	3.157	0.858	1.291	0.323	0.242	0.406	Bright
2842301	●	7/16 - 14 UNC	H11	Plug (4P)	3.157	0.858	1.291	0.323	0.242	0.406	Steam Oxide
2842308	●	7/16 - 14 UNC	H11	Plug (4P)	3.157	0.858	1.291	0.323	0.242	0.406	TiCN
2832200	●	7/16 - 20 UNF	H3	Plug (4P)	3.157	0.858	1.291	0.323	0.242	0.406	Bright
2832201	●	7/16 - 20 UNF	H3	Plug (4P)	3.157	0.858	1.291	0.323	0.242	0.406	Steam Oxide
2832208	●	7/16 - 20 UNF	H3	Plug (4P)	3.157	0.858	1.291	0.323	0.242	0.406	TiCN
2842200	●	7/16 - 20 UNF	H5	Plug (4P)	3.157	0.858	1.291	0.323	0.242	0.406	Bright
2842201	●	7/16 - 20 UNF	H5	Plug (4P)	3.157	0.858	1.291	0.323	0.242	0.406	Steam Oxide
2842208	●	7/16 - 20 UNF	H5	Plug (4P)	3.157	0.858	1.291	0.323	0.242	0.406	TiCN
2842500	●	7/16 - 20 UNF	H7	Plug (4P)	3.157	0.858	1.291	0.323	0.242	0.406	Bright
2842501	●	7/16 - 20 UNF	H7	Plug (4P)	3.157	0.858	1.291	0.323	0.242	0.406	Steam Oxide
2842508	●	7/16 - 20 UNF	H7	Plug (4P)	3.157	0.858	1.291	0.323	0.242	0.406	TiCN
2843000	●	7/16 - 20 UNF	H11	Plug (4P)	3.157	0.858	1.291	0.323	0.242	0.406	Bright
2843001	●	7/16 - 20 UNF	H11	Plug (4P)	3.157	0.858	1.291	0.323	0.242	0.406	Steam Oxide
2843008	●	7/16 - 20 UNF	H11	Plug (4P)	3.157	0.858	1.291	0.323	0.242	0.406	TiCN
2832400	●	1/2 - 13 UNC	H3	Plug (4P)	3.374	0.921	1.354	0.367	0.275	0.438	Bright
2832401	●	1/2 - 13 UNC	H3	Plug (4P)	3.374	0.921	1.354	0.367	0.275	0.438	Steam Oxide
2832408	●	1/2 - 13 UNC	H3	Plug (4P)	3.374	0.921	1.354	0.367	0.275	0.438	TiCN
2842400	●	1/2 - 13 UNC	H5	Plug (4P)	3.374	0.921	1.354	0.367	0.275	0.438	Bright
2842401	●	1/2 - 13 UNC	H5	Plug (4P)	3.374	0.921	1.354	0.367	0.275	0.438	Steam Oxide
2842408	●	1/2 - 13 UNC	H5	Plug (4P)	3.374	0.921	1.354	0.367	0.275	0.438	TiCN
2842800	●	1/2 - 13 UNC	H7	Plug (4P)	3.374	0.921	1.354	0.367	0.275	0.438	Bright
2842801	●	1/2 - 13 UNC	H7	Plug (4P)	3.374	0.921	1.354	0.367	0.275	0.438	Steam Oxide
2842808	●	1/2 - 13 UNC	H7	Plug (4P)	3.374	0.921	1.354	0.367	0.275	0.438	TiCN
2857400	●	1/2 - 13 UNC	H11	Plug (4P)	3.374	0.921	1.354	0.367	0.275	0.438	Bright

● Stocked ○ Available Upon Request; MOQ May Apply ▲ Globally Stocked

Note: Other coatings are available upon request.



CONTINUED ➔

P					M			K	N		S		H			
Steel					Stainless Steel			Cast Iron	Non-Ferrous		HRSA		Hardened Steel			
Carbon Steel			Alloy Steel	Die Steel	300	400	17-4 PH		Aluminum		Nickel Alloy	Titanium				
Low	Medium	High							6061	Casting			Inconel	6Al4V (30 HRC)	~35 HRC	35-45 HRC
1010	1035	1045	1065	4140	4340											
○	○	○	○	○	○	○	○	○					○			
50-90 SFM	40-80 SFM	40-60 SFM	40-80 SFM	20-60 SFM	40-80 SFM	40-80 SFM	30-50 SFM	30-80 SFM					20-60 SFM			

○ Good ○ Best





List 280 (Continued)

HY-PRO® POT

SPIRAL POINT	HSS-E	BR	S/O	TiCN	C/4P	0°	PACKED 1 PIECE
--------------	-------	----	-----	------	------	----	-------------------



ABOUT OSG

DRILLING

THREADING

MILLING

HOLDERS

INDEX

EDP	Thread Size	Thread Limit	Overall Length	Thread Length	Neck Length	Shank Diameter	Square Width	Square Length	Number of Flutes	Surface Treatment	
			L (Inch)	Lc (Inch)	L1 (Inch)	d (Inch)	k (Inch)	lk (Inch)			
2857401	●	1/2 - 13 UNC	H11	Plug (4P)	3.374	0.921	1.354	0.367	0.275	0.438	Steam Oxide
2857408	●	1/2 - 13 UNC	H11	Plug (4P)	3.374	0.921	1.354	0.367	0.275	0.438	TiCN
2827600	●	1/2 - 20 UNF	H2	Plug (4P)	3.374	0.921	1.354	0.367	0.275	0.438	Bright
2827601	●	1/2 - 20 UNF	H2	Plug (4P)	3.374	0.921	1.354	0.367	0.275	0.438	Steam Oxide
2827608	●	1/2 - 20 UNF	H2	Plug (4P)	3.374	0.921	1.354	0.367	0.275	0.438	TiCN
2832600	●	1/2 - 20 UNF	H3	Plug (4P)	3.374	0.921	1.354	0.367	0.275	0.438	Bright
2832601	●	1/2 - 20 UNF	H3	Plug (4P)	3.374	0.921	1.354	0.367	0.275	0.438	Steam Oxide
2832608	●	1/2 - 20 UNF	H3	Plug (4P)	3.374	0.921	1.354	0.367	0.275	0.438	TiCN
2842600	●	1/2 - 20 UNF	H5	Plug (4P)	3.374	0.921	1.354	0.367	0.275	0.438	Bright
2842601	●	1/2 - 20 UNF	H5	Plug (4P)	3.374	0.921	1.354	0.367	0.275	0.438	Steam Oxide
2842608	●	1/2 - 20 UNF	H5	Plug (4P)	3.374	0.921	1.354	0.367	0.275	0.438	TiCN
2842700	●	1/2 - 20 UNF	H7	Plug (4P)	3.374	0.921	1.354	0.367	0.275	0.438	Bright
2842701	●	1/2 - 20 UNF	H7	Plug (4P)	3.374	0.921	1.354	0.367	0.275	0.438	Steam Oxide
2842708	●	1/2 - 20 UNF	H7	Plug (4P)	3.374	0.921	1.354	0.367	0.275	0.438	TiCN
2842900	●	1/2 - 20 UNF	H11	Plug (4P)	3.374	0.921	1.354	0.367	0.275	0.438	Bright
2842901	●	1/2 - 20 UNF	H11	Plug (4P)	3.374	0.921	1.354	0.367	0.275	0.438	Steam Oxide
2842908	●	1/2 - 20 UNF	H11	Plug (4P)	3.374	0.921	1.354	0.367	0.275	0.438	TiCN
2857600	●	9/16 - 12 UNC	H3	Plug (4P)	3.594	1.000	1.472	0.429	0.322	0.500	Bright
2857601	●	9/16 - 12 UNC	H3	Plug (4P)	3.594	1.000	1.472	0.429	0.322	0.500	Steam Oxide
2857608	●	9/16 - 12 UNC	H3	Plug (4P)	3.594	1.000	1.472	0.429	0.322	0.500	TiCN
2857800	●	9/16 - 18 UNF	H3	Plug (4P)	3.594	1.000	1.472	0.429	0.322	0.500	Bright
2857801	●	9/16 - 18 UNF	H3	Plug (4P)	3.594	1.000	1.472	0.429	0.322	0.500	Steam Oxide
2857808	●	9/16 - 18 UNF	H3	Plug (4P)	3.594	1.000	1.472	0.429	0.322	0.500	TiCN
2833200	●	5/8 - 11 UNC	H3	Plug (4P)	3.811	1.091	1.563	0.480	0.360	0.563	Bright
2833201	●	5/8 - 11 UNC	H3	Plug (4P)	3.811	1.091	1.563	0.480	0.360	0.563	Steam Oxide
2833208	●	5/8 - 11 UNC	H3	Plug (4P)	3.811	1.091	1.563	0.480	0.360	0.563	TiCN
2843200	●	5/8 - 11 UNC	H5	Plug (4P)	3.811	1.091	1.563	0.480	0.360	0.563	Bright
2843201	●	5/8 - 11 UNC	H5	Plug (4P)	3.811	1.091	1.563	0.480	0.360	0.563	Steam Oxide
2843208	●	5/8 - 11 UNC	H5	Plug (4P)	3.811	1.091	1.563	0.480	0.360	0.563	TiCN
2833400	●	5/8 - 18 UNF	H3	Plug (4P)	3.811	1.091	1.563	0.480	0.360	0.563	Bright
2833401	●	5/8 - 18 UNF	H3	Plug (4P)	3.811	1.091	1.563	0.480	0.360	0.563	Steam Oxide
2833408	●	5/8 - 18 UNF	H3	Plug (4P)	3.811	1.091	1.563	0.480	0.360	0.563	TiCN
2843400	●	5/8 - 18 UNF	H5	Plug (4P)	3.811	1.091	1.563	0.480	0.360	0.563	Bright
2843401	●	5/8 - 18 UNF	H5	Plug (4P)	3.811	1.091	1.563	0.480	0.360	0.563	Steam Oxide
2843408	●	5/8 - 18 UNF	H5	Plug (4P)	3.811	1.091	1.563	0.480	0.360	0.563	TiCN
2858000	●	5/8 - 18 UNF	H7	Plug (4P)	3.811	1.091	1.563	0.480	0.360	0.563	Bright
2858001	●	5/8 - 18 UNF	H7	Plug (4P)	3.811	1.091	1.563	0.480	0.360	0.563	Steam Oxide
2858008	●	5/8 - 18 UNF	H7	Plug (4P)	3.811	1.091	1.563	0.480	0.360	0.563	TiCN
2833600	●	3/4 - 10 UNC	H3	Plug (4P)	4.252	1.201	1.713	0.590	0.442	0.688	Bright
2833601	●	3/4 - 10 UNC	H3	Plug (4P)	4.252	1.201	1.713	0.590	0.442	0.688	Steam Oxide
2833608	●	3/4 - 10 UNC	H3	Plug (4P)	4.252	1.201	1.713	0.590	0.442	0.688	TiCN
2843600	●	3/4 - 10 UNC	H5	Plug (4P)	4.252	1.201	1.713	0.590	0.442	0.688	Bright
2843601	●	3/4 - 10 UNC	H5	Plug (4P)	4.252	1.201	1.713	0.590	0.442	0.688	Steam Oxide
2843608	●	3/4 - 10 UNC	H5	Plug (4P)	4.252	1.201	1.713	0.590	0.442	0.688	TiCN
2833800	●	3/4 - 16 UNF	H3	Plug (4P)	4.252	1.201	1.713	0.590	0.442	0.688	Bright
2833801	●	3/4 - 16 UNF	H3	Plug (4P)	4.252	1.201	1.713	0.590	0.442	0.688	Steam Oxide
2833808	●	3/4 - 16 UNF	H3	Plug (4P)	4.252	1.201	1.713	0.590	0.442	0.688	TiCN
2843800	●	3/4 - 16 UNF	H5	Plug (4P)	4.252	1.201	1.713	0.590	0.442	0.688	Bright
2843801	●	3/4 - 16 UNF	H5	Plug (4P)	4.252	1.201	1.713	0.590	0.442	0.688	Steam Oxide
2843808	●	3/4 - 16 UNF	H5	Plug (4P)	4.252	1.201	1.713	0.590	0.442	0.688	TiCN
2844000	●	7/8 - 9 UNC	H5	Plug (4P)	4.689	1.335	1.886	0.697	0.523	0.750	Bright
2844001	●	7/8 - 9 UNC	H5	Plug (4P)	4.689	1.335	1.886	0.697	0.523	0.750	Steam Oxide
2844008	●	7/8 - 9 UNC	H5	Plug (4P)	4.689	1.335	1.886	0.697	0.523	0.750	TiCN

● Stocked ○ Available Upon Request; MOQ May Apply ▲ Globally Stocked

Note: Other coatings are available upon request.





List 280 (Continued)

HY-PRO® POT

SPIRAL POINT	HSSE	BR	S/O	TiCN	C/4P	0°	PACKED 1 PIECE
--------------	------	----	-----	------	------	----	-------------------

EDP		Thread Size	Thread Limit	Overall Length	Thread Length	Neck Length	Shank Diameter	Square Width	Square Length	Number of Flutes	Surface Treatment
				L (Inch)	Lc (Inch)	L1 (Inch)	d (Inch)	k (Inch)	lk (Inch)		
2839200	●	7/8 - 14 UNF	H4	Plug (4P)	4.689	1.335	1.886	0.697	0.523	0.750	Bright
2839201	●	7/8 - 14 UNF	H4	Plug (4P)	4.689	1.335	1.886	0.697	0.523	0.750	Steam Oxide
2839208	●	7/8 - 14 UNF	H4	Plug (4P)	4.689	1.335	1.886	0.697	0.523	0.750	TiCN
2844400	●	1 - 8 UNC	H5	Plug (4P)	5.126	1.500	2.091	0.800	0.600	0.813	Bright
2844401	●	1 - 8 UNC	H5	Plug (4P)	5.126	1.500	2.091	0.800	0.600	0.813	Steam Oxide
2844408	●	1 - 8 UNC	H5	Plug (4P)	5.126	1.500	2.091	0.800	0.600	0.813	TiCN
2839600	●	1 - 12 UNF	H4	Plug (4P)	5.126	1.500	2.091	0.800	0.600	0.813	Bright
2839601	●	1 - 12 UNF	H4	Plug (4P)	5.126	1.500	2.091	0.800	0.600	0.813	Steam Oxide
2839608	●	1 - 12 UNF	H4	Plug (4P)	5.126	1.500	2.091	0.800	0.600	0.813	TiCN
2849801	●	1- 1/8 - 7 UNC	H6	Plug (4P)	5.437	1.713	2.303	0.896	0.672	0.875	Steam Oxide
2850201	●	1- 1/8 - 8 UN	H6	Plug (4P)	5.437	1.713	2.303	0.896	0.672	0.875	Steam Oxide
2845001	●	1- 1/8 - 12 UNF	H5	Plug (4P)	5.437	1.713	2.303	0.896	0.672	0.875	Steam Oxide
2850401	●	1- 1/4 - 7 UNC	H6	Plug (4P)	5.752	1.713	2.382	1.021	0.766	1.000	Steam Oxide
2850801	●	1- 1/4 - 8 UN	H6	Plug (4P)	5.752	1.713	2.382	1.021	0.766	1.000	Steam Oxide
2845601	●	1- 1/4 - 12 UNF	H5	Plug (4P)	5.752	1.713	2.382	1.021	0.766	1.000	Steam Oxide
2851001	●	1- 3/8 - 6 UNC	H6	Plug (4P)	6.063	2.000	2.748	1.108	0.831	1.063	Steam Oxide
2851401	●	1- 3/8 - 8 UN	H6	Plug (4P)	6.063	2.000	2.748	1.108	0.831	1.063	Steam Oxide
2846201	●	1- 3/8 - 12 UNF	H5	Plug (4P)	6.063	2.000	2.748	1.108	0.831	1.063	Steam Oxide
2851601	●	1- 1/2 - 6 UNC	H6	Plug (4P)	6.374	2.000	2.787	1.233	0.925	1.125	Steam Oxide
2852001	●	1- 1/2 - 8 UN	H6	Plug (4P)	6.374	2.000	2.787	1.233	0.925	1.125	Steam Oxide
2846801	●	1- 1/2 - 12 UNF	H5	Plug (4P)	6.374	2.000	2.787	1.233	0.925	1.125	Steam Oxide

● Stocked ○ Available Upon Request; MOQ May Apply ▲ Globally Stocked

Note: Other coatings are available upon request.



ABOUT OSG

DRILLING

THREADING

MILLING

HOLDERS

INDEX

P					M			K	N		S		H						
Steel					Stainless Steel			Cast Iron	Non-Ferrous		HRSA		Hardened Steel						
Carbon Steel			Alloy Steel	Die Steel					Aluminum		Nickel Alloy	Titanium							
Low	Medium	High							6061	Casting			Inconel	6Al4V (30 HRC)	~35 HRC	35-45 HRC	45-50 HRC	50-70 HRC	
1010	1035	1065	4140	4340															
1018	1045	1065	4340		300	400	17-4 PH		6061	7075	Casting	Inconel	6Al4V (30 HRC)	~35 HRC	35-45 HRC	45-50 HRC	50-70 HRC		
○	⊙	⊙	⊙	○	○	○	○	○						○					
50-90 SFM	40-80 SFM	40-60 SFM	40-80 SFM	20-60 SFM	40-80 SFM	40-80 SFM	30-50 SFM	30-80 SFM						20-60 SFM					

○ Good ⊙ Best





List 289

HY-PRO® POT

SPIRAL POINT	HSSE	BR	S/O	TiCN	C/4P	0°	PACKED 1 PIECE
--------------	------	----	-----	------	------	----	-------------------



EDP	●	Thread Size	Thread Limit	Overall Length	Thread Length	Neck Length	Shank Diameter	Square Width	Square Length	Number of Flutes	Surface Treatment
				L (mm)	Lc (mm)	L1 (mm)	d (mm)	k (mm)	lk (mm)		
2890400	●	M3 x 0.5	D3	49.20	6.00	15.90	3.58	2.79	4.76	3	Bright
2890401	●	M3 x 0.5	D3	49.20	6.00	15.90	3.58	2.79	4.76	3	Steam Oxide
2890408	●	M3 x 0.5	D3	49.20	6.00	15.90	3.58	2.79	4.76	3	TiCN
2893101	●	M3 x 0.5	D11	49.20	6.00	15.90	3.58	2.79	4.76	3	Steam Oxide
2893108	●	M3 x 0.5	D11	49.20	6.00	15.90	3.58	2.79	4.76	3	TiCN
2890500	●	M3.5 x 0.6	D4	50.80	7.20	17.50	3.58	2.79	4.76	3	Bright
2890501	●	M3.5 x 0.6	D4	50.80	7.20	17.50	3.58	2.79	4.76	3	Steam Oxide
2890508	●	M3.5 x 0.6	D4	50.80	7.20	17.50	3.58	2.79	4.76	3	TiCN
2893301	●	M3.5 x 0.6	D11	50.80	7.20	17.50	3.58	2.79	4.76	3	Steam Oxide
2893308	●	M3.5 x 0.6	D11	50.80	7.20	17.50	3.58	2.79	4.76	3	TiCN
2890600	●	M4 x 0.7	D4	54.00	8.30	19.00	4.27	3.33	6.35	3	Bright
2890601	●	M4 x 0.7	D4	54.00	8.30	19.00	4.27	3.33	6.35	3	Steam Oxide
2890608	●	M4 x 0.7	D4	54.00	8.30	19.00	4.27	3.33	6.35	3	TiCN
2893501	●	M4 x 0.7	D11	54.00	8.30	19.00	4.27	3.33	6.35	3	Steam Oxide
2893508	●	M4 x 0.7	D11	54.00	8.30	19.00	4.27	3.33	6.35	3	TiCN
2890800	●	M5 x 0.8	D4	60.30	9.70	22.30	4.93	3.86	6.35	3	Bright
2890801	●	M5 x 0.8	D4	60.30	9.70	22.30	4.93	3.86	6.35	3	Steam Oxide
2890808	●	M5 x 0.8	D4	60.30	9.70	22.30	4.93	3.86	6.35	3	TiCN
2893701	●	M5 x 0.8	D11	60.30	9.70	22.30	4.93	3.86	6.35	3	Steam Oxide
2893708	●	M5 x 0.8	D11	60.30	9.70	22.30	4.93	3.86	6.35	3	TiCN
2891000	●	M6 x 1	D5	63.50	11.90	25.30	6.48	4.85	7.94	3	Bright
2891001	●	M6 x 1	D5	63.50	11.90	25.30	6.48	4.85	7.94	3	Steam Oxide
2891008	●	M6 x 1	D5	63.50	11.90	25.30	6.48	4.85	7.94	3	TiCN
2893901	●	M6 x 1	D11	63.50	11.90	25.30	6.48	4.85	7.94	3	Steam Oxide
2893908	●	M6 x 1	D11	63.50	11.90	25.30	6.48	4.85	7.94	3	TiCN
2891100	●	M7 x 1	D5	69.10	12.10	28.60	8.08	6.05	9.53	3	Bright
2891101	●	M7 x 1	D5	69.10	12.10	28.60	8.08	6.05	9.53	3	Steam Oxide
2891108	●	M7 x 1	D5	69.10	12.10	28.60	8.08	6.05	9.53	3	TiCN
2894101	●	M7 x 1	D11	69.10	12.10	28.60	8.08	6.05	9.53	3	Steam Oxide
2894108	●	M7 x 1	D11	69.10	12.10	28.60	8.08	6.05	9.53	3	TiCN
2891300	●	M8 x 1	D5	69.10	15.00	28.60	8.08	6.05	9.53	3	Bright
2891301	●	M8 x 1	D5	69.10	15.00	28.60	8.08	6.05	9.53	3	Steam Oxide
2891308	●	M8 x 1	D5	69.10	15.00	28.60	8.08	6.05	9.53	3	TiCN
2894301	●	M8 x 1	D11	69.10	15.00	28.60	8.08	6.05	9.53	3	Steam Oxide
2894308	●	M8 x 1	D11	69.10	15.00	28.60	8.08	6.05	9.53	3	TiCN
2891400	●	M8 x 1.25	D5	69.10	15.00	28.60	8.08	6.05	9.53	3	Bright
2891401	●	M8 x 1.25	D5	69.10	15.00	28.60	8.08	6.05	9.53	3	Steam Oxide
2891408	●	M8 x 1.25	D5	69.10	15.00	28.60	8.08	6.05	9.53	3	TiCN
2894501	●	M8 x 1.25	D11	69.10	15.00	28.60	8.08	6.05	9.53	3	Steam Oxide
2894508	●	M8 x 1.25	D11	69.10	15.00	28.60	8.08	6.05	9.53	3	TiCN
2891600	●	M10 x 1	D5	74.60	18.00	31.80	9.68	7.26	11.11	3	Bright
2891601	●	M10 x 1	D5	74.60	18.00	31.80	9.68	7.26	11.11	3	Steam Oxide
2891608	●	M10 x 1	D5	74.60	18.00	31.80	9.68	7.26	11.11	3	TiCN
2894701	●	M10 x 1	D11	74.60	18.00	31.80	9.68	7.26	11.11	3	Steam Oxide
2894708	●	M10 x 1	D11	74.60	18.00	31.80	9.68	7.26	11.11	3	TiCN
2891700	●	M10 x 1.25	D5	74.60	18.00	31.80	9.68	7.26	11.11	3	Bright
2891701	●	M10 x 1.25	D5	74.60	18.00	31.80	9.68	7.26	11.11	3	Steam Oxide
2891708	●	M10 x 1.25	D5	74.60	18.00	31.80	9.68	7.26	11.11	3	TiCN
2894901	●	M10 x 1.25	D11	74.60	18.00	31.80	9.68	7.26	11.11	3	Steam Oxide
2894908	●	M10 x 1.25	D11	74.60	18.00	31.80	9.68	7.26	11.11	3	TiCN
2891800	●	M10 x 1.5	D6	74.60	18.00	31.80	9.68	7.26	11.11	3	Bright
2891801	●	M10 x 1.5	D6	74.60	18.00	31.80	9.68	7.26	11.11	3	Steam Oxide
2891808	●	M10 x 1.5	D6	74.60	18.00	31.80	9.68	7.26	11.11	3	TiCN

● Stocked ○ Available Upon Request; MOQ May Apply ▲ Globally Stocked
 Note: Other coatings are available upon request.





List 289 (Continued)

HY-PRO® POT

SPIRAL POINT	HSSE	BR	S/O	TiCN	C/4P	0°	PACKED 1 PIECE
--------------	------	----	-----	------	------	----	-------------------

EDP		Thread Size	Thread Limit	Overall Length	Thread Length	Neck Length	Shank Diameter	Square Width	Square Length	Number of Flutes	Surface Treatment
				L (mm)	Lc (mm)	L1 (mm)	d (mm)	k (mm)	lk (mm)		
2895101	●	M10 x 1.5	D11	74.60	18.00	31.80	9.68	7.26	11.11	3	Steam Oxide
2895108	●	M10 x 1.5	D11	74.60	18.00	31.80	9.68	7.26	11.11	3	TiCN
2892100	●	M12 x 1.25	D5	85.70	21.00	32.00	9.32	6.99	11.11	3	Bright
2892101	●	M12 x 1.25	D5	85.70	21.00	32.00	9.32	6.99	11.11	3	Steam Oxide
2892108	●	M12 x 1.25	D5	85.70	21.00	32.00	9.32	6.99	11.11	3	TiCN
2895201	●	M12 x 1.25	D11	85.70	21.00	32.00	9.32	6.99	11.11	3	Steam Oxide
2895208	●	M12 x 1.25	D11	85.70	21.00	32.00	9.32	6.99	11.11	3	TiCN
2892200	●	M12 x 1.5	D6	85.70	21.00	32.00	9.32	6.99	11.11	3	Bright
2892201	●	M12 x 1.5	D6	85.70	21.00	32.00	9.32	6.99	11.11	3	Steam Oxide
2892208	●	M12 x 1.5	D6	85.70	21.00	32.00	9.32	6.99	11.11	3	TiCN
2895501	●	M12 x 1.5	D11	85.70	21.00	32.00	9.32	6.99	11.11	3	Steam Oxide
2895508	●	M12 x 1.5	D11	85.70	21.00	32.00	9.32	6.99	11.11	3	TiCN
2892300	●	M12 x 1.75	D6	85.70	21.00	32.00	9.32	6.99	11.11	3	Bright
2892301	●	M12 x 1.75	D6	85.70	21.00	32.00	9.32	6.99	11.11	3	Steam Oxide
2892308	●	M12 x 1.75	D6	85.70	21.00	32.00	9.32	6.99	11.11	3	TiCN
2895701	●	M12 x 1.75	D11	85.70	21.00	32.00	9.32	6.99	11.11	3	Steam Oxide
2895708	●	M12 x 1.75	D11	85.70	21.00	32.00	9.32	6.99	11.11	3	TiCN
2892501	●	M14 x 1.5	D6	91.30	24.00	36.00	10.90	8.18	12.70	3	Steam Oxide
2892508	●	M14 x 1.5	D6	91.30	24.00	36.00	10.90	8.18	12.70	3	TiCN
2892601	●	M14 x 2	D7	91.30	24.00	36.00	10.90	8.18	12.70	3	Steam Oxide
2892608	●	M14 x 2	D7	91.30	24.00	36.00	10.90	8.18	12.70	3	TiCN
2892801	●	M16 x 1.5	D6	96.80	24.00	36.00	12.19	9.14	14.29	3	Steam Oxide
2892808	●	M16 x 1.5	D6	96.80	24.00	36.00	12.19	9.14	14.29	3	TiCN
2892901	●	M16 x 2	D7	96.80	24.00	36.00	12.19	9.14	14.29	3	Steam Oxide
2892908	●	M16 x 2	D7	96.80	24.00	36.00	12.19	9.14	14.29	3	TiCN
2893001	●	M18 x 1.5	D6	102.40	30.00	43.00	13.77	10.31	15.88	3	Steam Oxide
2893008	●	M18 x 1.5	D6	102.40	30.00	43.00	13.77	10.31	15.88	3	TiCN
2893201	●	M18 x 2.5	D7	102.40	30.00	43.00	13.77	10.31	15.88	3	Steam Oxide
2893208	●	M18 x 2.5	D7	102.40	30.00	43.00	13.77	10.31	15.88	3	TiCN
2893401	●	M20 x 1.5	D6	113.50	30.00	44.00	16.56	12.42	17.46	3	Steam Oxide
2893408	●	M20 x 1.5	D6	113.50	30.00	44.00	16.56	12.42	17.46	3	TiCN
2893601	●	M20 x 2.5	D8	113.50	30.00	44.00	16.56	12.42	17.46	3	Steam Oxide
2893608	●	M20 x 2.5	D8	113.50	30.00	44.00	16.56	12.42	17.46	3	TiCN
2893801	●	M22 x 1.5	D6	119.10	30.00	44.00	17.70	13.28	19.05	3	Steam Oxide
2894001	●	M22 x 2.5	D8	119.10	30.00	44.00	17.70	13.28	19.05	3	Steam Oxide
2894201	●	M24 x 1.5	D6	124.60	36.00	51.00	19.30	14.48	19.05	4	Steam Oxide
2894401	●	M24 x 3	D8	124.60	36.00	51.00	19.30	14.48	19.05	4	Steam Oxide
2894601	●	M27 x 1.5	D6	130.20	36.00	51.00	22.76	17.07	22.23	4	Steam Oxide
2894801	●	M27 x 3	D8	130.20	36.00	51.00	22.76	17.07	22.23	4	Steam Oxide
2895001	●	M30 x 1.5	D6	138.10	38.10	54.10	25.93	19.46	25.40	4	Steam Oxide
2895301	●	M30 x 3.5	D9	138.10	42.00	58.00	25.93	19.46	25.40	4	Steam Oxide

● Stocked ○ Available Upon Request; MOQ May Apply ▲ Globally Stocked

Note: Other coatings are available upon request.



P					M			K	N		S		H						
Steel					Stainless Steel			Cast Iron	Non-Ferrous		HRSA		Hardened Steel						
Carbon Steel			Alloy Steel	Die Steel	300	400	17-4 PH		Aluminum		Nickel Alloy	Titanium							
Low	Medium	High							6061	Casting			Inconel	6Al4V (30 HRC)	~35 HRC	35-45 HRC	45-50 HRC	50-70 HRC	
1010	1035	1045	1065	4140	4340			6061	7075										
○	○	○	○	○															
○	○	○	○	○	○	○	○												

○ Good ○ Best






List 287

HY-PRO® SEVEN POT

SPIRAL POINT	HSSE	BR	S/O	TiN	C/SP	0°	PACKED 1 PIECE
--------------	------	----	-----	-----	------	----	-------------------



ABOUT OSG

DRILLING

THREADING

MILLING

HOLDERS

INDEX

EDP	Thread Size	Class of Fit	Overall Length	Thread Length	Neck Length	Shank Diameter	Square Width	Square Length	Number of Flutes	Surface Treatment
			L (mm)	Lc (mm)	L1 (mm)	d (mm)	k (mm)	lk (mm)		
2884100	● No. 0 - 80 UNF	2B	1.625	0.311	-	0.141	0.110	0.188	2	Bright
2884101	● No. 0 - 80 UNF	2B	1.625	0.311	-	0.141	0.110	0.188	2	Steam Oxide
2884105	● No. 0 - 80 UNF	2B	1.625	0.311	-	0.141	0.110	0.188	2	TiN
2884200	● No. 1 - 64 UNC	2B	1.688	0.374	-	0.141	0.110	0.188	2	Bright
2884201	● No. 1 - 64 UNC	2B	1.688	0.374	-	0.141	0.110	0.188	2	Steam Oxide
2884205	● No. 1 - 64 UNC	2B	1.688	0.374	-	0.141	0.110	0.188	2	TiN
2884300	● No. 1 - 72 UNF	2B	1.688	0.374	-	0.141	0.110	0.188	2	Bright
2884301	● No. 1 - 72 UNF	2B	1.688	0.374	-	0.141	0.110	0.188	2	Steam Oxide
2884305	● No. 1 - 72 UNF	2B	1.688	0.374	-	0.141	0.110	0.188	2	TiN
2884400	● No. 2 - 56 UNC	2B	1.750	0.437	-	0.141	0.110	0.188	2	Bright
2884401	● No. 2 - 56 UNC	2B	1.750	0.437	-	0.141	0.110	0.188	2	Steam Oxide
2884405	● No. 2 - 56 UNC	2B	1.750	0.437	-	0.141	0.110	0.188	2	TiN
2884500	● No. 3 - 48 UNC	2B	1.813	0.496	-	0.141	0.110	0.188	2	Bright
2884501	● No. 3 - 48 UNC	2B	1.813	0.496	-	0.141	0.110	0.188	2	Steam Oxide
2884505	● No. 3 - 48 UNC	2B	1.813	0.496	-	0.141	0.110	0.188	2	TiN
2884600	● No. 3 - 56 UNF	2B	1.813	0.496	-	0.141	0.110	0.188	2	Bright
2884601	● No. 3 - 56 UNF	2B	1.813	0.496	-	0.141	0.110	0.188	2	Steam Oxide
2884605	● No. 3 - 56 UNF	2B	1.813	0.496	-	0.141	0.110	0.188	2	TiN
2880000	● No. 4 - 40 UNC	3B	1.875	0.319	0.559	0.141	0.110	0.188	2	Bright
2885000	● No. 4 - 40 UNC	2B	1.875	0.319	0.559	0.141	0.110	0.188	2	Bright
2880001	● No. 4 - 40 UNC	3B	1.875	0.319	0.559	0.141	0.110	0.188	2	Steam Oxide
2885001	● No. 4 - 40 UNC	2B	1.875	0.319	0.559	0.141	0.110	0.188	2	Steam Oxide
2880005	● No. 4 - 40 UNC	3B	1.875	0.319	0.559	0.141	0.110	0.188	2	TiN
2885005	● No. 4 - 40 UNC	2B	1.875	0.319	0.559	0.141	0.110	0.188	2	TiN
2886400	● No. 4 - 48 UNF	2B	1.875	0.319	0.559	0.141	0.110	0.188	2	Bright
2886401	● No. 4 - 48 UNF	2B	1.875	0.319	0.559	0.141	0.110	0.188	2	Steam Oxide
2886405	● No. 4 - 48 UNF	2B	1.875	0.319	0.559	0.141	0.110	0.188	2	TiN
2886500	● No. 5 - 40 UNC	2B	1.938	0.323	0.618	0.141	0.110	0.188	2	Bright
2886501	● No. 5 - 40 UNC	2B	1.938	0.323	0.618	0.141	0.110	0.188	2	Steam Oxide
2886505	● No. 5 - 40 UNC	2B	1.938	0.323	0.618	0.141	0.110	0.188	2	TiN
2880200	● No. 6 - 32 UNC	3B	2.000	0.390	0.685	0.141	0.110	0.188	2	Bright
2885200	● No. 6 - 32 UNC	2B	2.000	0.390	0.685	0.141	0.110	0.188	2	Bright
2880201	● No. 6 - 32 UNC	3B	2.000	0.390	0.685	0.141	0.110	0.188	2	Steam Oxide
2885201	● No. 6 - 32 UNC	2B	2.000	0.390	0.685	0.141	0.110	0.188	2	Steam Oxide
2880205	● No. 6 - 32 UNC	3B	2.000	0.390	0.685	0.141	0.110	0.188	2	TiN
2885205	● No. 6 - 32 UNC	2B	2.000	0.390	0.685	0.141	0.110	0.188	2	TiN
2886600	● No. 6 - 40 UNF	2B	2.000	0.390	0.685	0.141	0.110	0.188	2	Bright
2886601	● No. 6 - 40 UNF	2B	2.000	0.390	0.685	0.141	0.110	0.188	2	Steam Oxide
2886605	● No. 6 - 40 UNF	2B	2.000	0.390	0.685	0.141	0.110	0.188	2	TiN
2880300	● No. 8 - 32 UNC	3B	2.125	0.390	0.756	0.168	0.131	0.250	2	Bright
2885300	● No. 8 - 32 UNC	2B	2.125	0.390	0.756	0.168	0.131	0.250	2	Bright
2880301	● No. 8 - 32 UNC	3B	2.125	0.390	0.756	0.168	0.131	0.250	2	Steam Oxide
2885301	● No. 8 - 32 UNC	2B	2.125	0.390	0.756	0.168	0.131	0.250	2	Steam Oxide
2880305	● No. 8 - 32 UNC	3B	2.125	0.390	0.756	0.168	0.131	0.250	2	TiN
2885305	● No. 8 - 32 UNC	2B	2.125	0.390	0.756	0.168	0.131	0.250	2	TiN
2886700	● No. 8 - 36 UNF	2B	2.125	0.390	0.756	0.168	0.131	0.250	2	Bright
2886701	● No. 8 - 36 UNF	2B	2.125	0.390	0.756	0.168	0.131	0.250	2	Steam Oxide
2886705	● No. 8 - 36 UNF	2B	2.125	0.390	0.756	0.168	0.131	0.250	2	TiN
2880400	● No. 10 - 24 UNC	3B	2.375	0.504	0.874	0.194	0.152	0.250	2	Bright
2885400	● No. 10 - 24 UNC	2B	2.375	0.504	0.874	0.194	0.152	0.250	2	Bright
2880401	● No. 10 - 24 UNC	3B	2.375	0.504	0.874	0.194	0.152	0.250	2	Steam Oxide
2885401	● No. 10 - 24 UNC	2B	2.375	0.504	0.874	0.194	0.152	0.250	2	Steam Oxide
2880405	● No. 10 - 24 UNC	3B	2.375	0.504	0.874	0.194	0.152	0.250	2	TiN

● Stocked ○ Available Upon Request; MOQ May Apply ▲ Globally Stocked

Note: Other coatings are available upon request.





List 287 (Continued)

HY-PRO® SEVEN POT

SPIRAL POINT	HSSE	BR	S/O	TiN	C/SP	0°	PACKED 1 PIECE
--------------	------	----	-----	-----	------	----	-------------------

EDP	Thread Size	Class of Fit	Overall Length	Thread Length	Neck Length	Shank Diameter	Square Width	Square Length	Number of Flutes	Surface Treatment
			L (mm)	Lc (mm)	L1 (mm)	d (mm)	k (mm)	lk (mm)		
2885405	● No. 10 - 24 UNC	2B	2.375	0.504	0.874	0.194	0.152	0.250	2	TiN
2880500	● No. 10 - 32 UNF	3B	2.375	0.504	0.874	0.194	0.152	0.250	2	Bright
2885500	● No. 10 - 32 UNF	2B	2.375	0.504	0.874	0.194	0.152	0.250	2	Bright
2880501	● No. 10 - 32 UNF	3B	2.375	0.504	0.874	0.194	0.152	0.250	2	Steam Oxide
2885501	● No. 10 - 32 UNF	2B	2.375	0.504	0.874	0.194	0.152	0.250	2	Steam Oxide
2880505	● No. 10 - 32 UNF	3B	2.375	0.504	0.874	0.194	0.152	0.250	2	TiN
2885505	● No. 10 - 32 UNF	2B	2.375	0.504	0.874	0.194	0.152	0.250	2	TiN
2886800	● No. 12 - 24 UNC	2B	2.375	0.508	0.937	0.220	0.165	0.281	2	Bright
2886801	● No. 12 - 24 UNC	2B	2.375	0.508	0.937	0.220	0.165	0.281	2	Steam Oxide
2886805	● No. 12 - 24 UNC	2B	2.375	0.508	0.937	0.220	0.165	0.281	2	TiN
2880600	● 1/4 - 20 UNC	3B	2.500	0.638	1.008	0.255	0.191	0.313	2	Bright
2885600	● 1/4 - 20 UNC	2B	2.500	0.638	1.008	0.255	0.191	0.313	2	Bright
2880601	● 1/4 - 20 UNC	3B	2.500	0.638	1.008	0.255	0.191	0.313	2	Steam Oxide
2885601	● 1/4 - 20 UNC	2B	2.500	0.638	1.008	0.255	0.191	0.313	2	Steam Oxide
2880605	● 1/4 - 20 UNC	3B	2.500	0.638	1.008	0.255	0.191	0.313	2	TiN
2885605	● 1/4 - 20 UNC	2B	2.500	0.638	1.008	0.255	0.191	0.313	2	TiN
2880700	● 1/4 - 28 UNC	3B	2.500	0.638	1.008	0.255	0.191	0.313	3	Bright
2885700	● 1/4 - 28 UNC	2B	2.500	0.638	1.008	0.255	0.191	0.313	3	Bright
2880701	● 1/4 - 28 UNC	3B	2.500	0.638	1.008	0.255	0.191	0.313	3	Steam Oxide
2885701	● 1/4 - 28 UNC	2B	2.500	0.638	1.008	0.255	0.191	0.313	3	Steam Oxide
2880705	● 1/4 - 28 UNC	3B	2.500	0.638	1.008	0.255	0.191	0.313	3	TiN
2885705	● 1/4 - 28 UNC	2B	2.500	0.638	1.008	0.255	0.191	0.313	3	TiN
2880800	● 5/16 - 18 UNC	3B	2.719	0.720	1.150	0.318	0.238	0.375	2	Bright
2885800	● 5/16 - 18 UNC	2B	2.719	0.720	1.150	0.318	0.238	0.375	2	Bright
2880801	● 5/16 - 18 UNC	3B	2.719	0.720	1.150	0.318	0.238	0.375	2	Steam Oxide
2885801	● 5/16 - 18 UNC	2B	2.719	0.720	1.150	0.318	0.238	0.375	2	Steam Oxide
2880805	● 5/16 - 18 UNC	3B	2.719	0.720	1.150	0.318	0.238	0.375	2	TiN
2885805	● 5/16 - 18 UNC	2B	2.719	0.720	1.150	0.318	0.238	0.375	2	TiN
2880900	● 5/16 - 24 UNF	3B	2.719	0.717	1.146	0.318	0.238	0.375	3	Bright
2885900	● 5/16 - 24 UNF	2B	2.719	0.717	1.146	0.318	0.238	0.375	3	Bright
2880901	● 5/16 - 24 UNF	3B	2.719	0.717	1.146	0.318	0.238	0.375	3	Steam Oxide
2885901	● 5/16 - 24 UNF	2B	2.719	0.717	1.146	0.318	0.238	0.375	3	Steam Oxide
2880905	● 5/16 - 24 UNF	3B	2.719	0.717	1.146	0.318	0.238	0.375	3	TiN
2885905	● 5/16 - 24 UNF	2B	2.719	0.717	1.146	0.318	0.238	0.375	3	TiN
2881000	● 3/8 - 16 UNC	3B	2.938	0.787	1.276	0.381	0.286	0.438	3	Bright
2886000	● 3/8 - 16 UNC	2B	2.938	0.787	1.276	0.381	0.286	0.438	3	Bright
2881001	● 3/8 - 16 UNC	3B	2.938	0.787	1.276	0.381	0.286	0.438	3	Steam Oxide
2886001	● 3/8 - 16 UNC	2B	2.938	0.787	1.276	0.381	0.286	0.438	3	Steam Oxide
2881005	● 3/8 - 16 UNC	3B	2.938	0.787	1.276	0.381	0.286	0.438	3	TiN
2886005	● 3/8 - 16 UNC	2B	2.938	0.787	1.276	0.381	0.286	0.438	3	TiN
2881100	● 3/8 - 24 UNF	3B	2.938	0.776	1.264	0.381	0.286	0.438	3	Bright
2886100	● 3/8 - 24 UNF	2B	2.938	0.776	1.264	0.381	0.286	0.438	3	Bright
2881101	● 3/8 - 24 UNF	3B	2.938	0.776	1.264	0.381	0.286	0.438	3	Steam Oxide
2886101	● 3/8 - 24 UNF	2B	2.938	0.776	1.264	0.381	0.286	0.438	3	Steam Oxide
2881105	● 3/8 - 24 UNF	3B	2.938	0.776	1.264	0.381	0.286	0.438	3	TiN
2886105	● 3/8 - 24 UNF	2B	2.938	0.776	1.264	0.381	0.286	0.438	3	TiN
2886900	● 7/16 - 14 UNC	2B	3.156	0.882	1.315	0.323	0.242	0.406	3	Bright
2886901	● 7/16 - 14 UNC	2B	3.156	0.882	1.315	0.323	0.242	0.406	3	Steam Oxide

● Stocked ○ Available Upon Request; MOQ May Apply ▲ Globally Stocked

Note: Other coatings are available upon request.



CONTINUED ➔

P					M			K	N		S		H				
Steel					Stainless Steel			Cast Iron	Non-Ferrous		HRSA		Hardened Steel				
Carbon Steel			Alloy Steel	Die Steel					Aluminum		Nickel Alloy	Titanium					
Low	Medium	High			300	400	17-4 PH		6061	Casting			Inconel	6Al4V (30 HRC)	~35 HRC	35-45 HRC	45-50 HRC
1010	1035	1065	4140		4340				○	○							
1018	1045							○	○								
50-90 SFM		40-80 SFM						30-80 SFM	30-80 SFM								

○ Good ○ Best



ABOUT OSG

DRILLING

THREADING

MILLING

HOLDERS

INDEX



HY-PRO® SEVEN

General Purpose Class of Fit Taps

List 287 (Continued)

HY-PRO® SEVEN POT

SPIRAL POINT	HSSE	BR	S/O	TiN	C/SP	0°	PACKED 1 PIECE
--------------	------	----	-----	-----	------	----	-------------------



EDP	Thread Size	Class of Fit	Overall Length			Shank Diameter	Square Width	Square Length	Number of Flutes	Surface Treatment
			L (mm)	Lc (mm)	L1 (mm)					
2886905	● 7/16 - 14 UNC	2B	3.156	0.882	1.315	0.323	0.242	0.406	3	TiN
2887000	● 7/16 - 20 UNF	2B	3.156	0.882	1.315	0.323	0.242	0.406	3	Bright
2887001	● 7/16 - 20 UNF	2B	3.156	0.882	1.315	0.323	0.242	0.406	3	Steam Oxide
2887005	● 7/16 - 20 UNF	2B	3.156	0.882	1.315	0.323	0.242	0.406	3	TiN
2881200	● 1/2 - 13 UNC	3B	3.375	0.941	1.374	0.367	0.275	0.438	3	Bright
2886200	● 1/2 - 13 UNC	2B	3.375	0.941	1.374	0.367	0.275	0.438	3	Bright
2881201	● 1/2 - 13 UNC	3B	3.375	0.941	1.374	0.367	0.275	0.438	3	Steam Oxide
2886201	● 1/2 - 13 UNC	2B	3.375	0.941	1.374	0.367	0.275	0.438	3	Steam Oxide
2881205	● 1/2 - 13 UNC	3B	3.375	0.941	1.374	0.367	0.275	0.438	3	TiN
2886205	● 1/2 - 13 UNC	2B	3.375	0.941	1.374	0.367	0.275	0.438	3	TiN
2881300	● 1/2 - 20 UNF	3B	3.375	0.941	1.374	0.367	0.275	0.438	3	Bright
2886300	● 1/2 - 20 UNF	2B	3.375	0.941	1.374	0.367	0.275	0.438	3	Bright
2881301	● 1/2 - 20 UNF	3B	3.375	0.941	1.374	0.367	0.275	0.438	3	Steam Oxide
2886301	● 1/2 - 20 UNF	2B	3.375	0.941	1.374	0.367	0.275	0.438	3	Steam Oxide
2881305	● 1/2 - 20 UNF	3B	3.375	0.941	1.374	0.367	0.275	0.438	3	TiN
2886305	● 1/2 - 20 UNF	2B	3.375	0.941	1.374	0.367	0.275	0.438	3	TiN

● Stocked ○ Available Upon Request; MOQ May Apply ▲ Globally Stocked

Note: Other coatings are available upon request.



ABOUT OSG

DRILLING

THREADING

MILLING

HOLDERS

INDEX

P					M			K	N		S		H				
Steel					Stainless Steel			Cast Iron	Non-Ferrous		HRSA		Hardened Steel				
Carbon Steel			Alloy Steel	Die Steel					Aluminum		Nickel Alloy	Titanium					
Low	Medium	High			300	400	17-4 PH		6061	Casting			Inconel	6Al4V	~35 HRC	35-45 HRC	45-50 HRC
1010	1035	1065	4140	4340				○	○								
1018	1045							○	○								
50-90 SFM	40-80 SFM							30-80 SFM	30-80 SFM								

○ Good ⊙ Best






List 288

HY-PRO® SEVEN POT

	HSS	BR	S/O	TiN		C/SP	0°	PACKED 1 PIECE
--	-----	----	-----	-----	--	------	----	-------------------



EDP	Thread Size	Class of Fit	Overall Length	Thread Length	Neck Length	Shank Diameter	Square Width	Square Length	Surface Treatment	
			L (mm)	Lc (mm)	L1 (mm)	d (mm)	k (mm)	lk (mm)		
2888000	●	M3 x 0.5	6H	49.20	8.30	15.80	3.58	2.79	4.76	Bright
2888001	●	M3 x 0.5	6H	49.20	8.30	15.80	3.58	2.79	4.76	Steam Oxide
2888005	●	M3 x 0.5	6H	49.20	8.30	15.80	3.58	2.79	4.76	TiN
2888100	●	M4 x 0.7	6H	54.00	10.00	19.30	4.27	3.33	6.35	Bright
2888101	●	M4 x 0.7	6H	54.00	10.00	19.30	4.27	3.33	6.35	Steam Oxide
2888105	●	M4 x 0.7	6H	54.00	10.00	19.30	4.27	3.33	6.35	TiN
2888200	●	M5 x 0.8	6H	60.30	13.00	22.40	4.93	3.86	6.35	Bright
2888201	●	M5 x 0.8	6H	60.30	13.00	22.40	4.93	3.86	6.35	Steam Oxide
2888205	●	M5 x 0.8	6H	60.30	13.00	22.40	4.93	3.86	6.35	TiN
2888300	●	M6 x 1	6H	63.50	16.50	25.90	6.48	4.85	7.94	Bright
2888301	●	M6 x 1	6H	63.50	16.50	25.90	6.48	4.85	7.94	Steam Oxide
2888305	●	M6 x 1	6H	63.50	16.50	25.90	6.48	4.85	7.94	TiN
2888400	●	M8 x 1.25	6H	69.10	18.00	28.80	8.08	6.05	9.53	Bright
2888401	●	M8 x 1.25	6H	69.10	18.00	28.80	8.08	6.05	9.53	Steam Oxide
2888405	●	M8 x 1.25	6H	69.10	18.00	28.80	8.08	6.05	9.53	TiN
2888500	●	M10 x 1.5	6H	74.60	20.10	32.50	9.68	7.26	11.11	Bright
2888501	●	M10 x 1.5	6H	74.60	20.10	32.50	9.68	7.26	11.11	Steam Oxide
2888505	●	M10 x 1.5	6H	74.60	20.10	32.50	9.68	7.26	11.11	TiN
2888600	●	M12 x 1.75	6H	85.70	23.90	34.90	9.32	6.99	11.11	Bright
2888601	●	M12 x 1.75	6H	85.70	23.90	34.90	9.32	6.99	11.11	Steam Oxide
2888605	●	M12 x 1.75	6H	85.70	23.90	34.90	9.32	6.99	11.11	TiN

● Stocked ○ Available Upon Request; MOQ May Apply ▲ Globally Stocked

Note: Other coatings are available upon request.



P					M			K	N		S		H				
Steel					Stainless Steel			Cast Iron	Non-Ferrous		HRSA		Hardened Steel				
Carbon Steel			Alloy Steel	Die Steel	Aluminum		Nickel Alloy		Titanium								
Low	Medium	High			6061	Casting				Inconel	6Al4V (30 HRC)	~35 HRC	35-45 HRC	45-50 HRC	50-70 HRC		
1010	1035	1045	1065	4140	4340	300	400	17-4 PH	6061	7075	Casting	Inconel	6Al4V (30 HRC)	~35 HRC	35-45 HRC	45-50 HRC	50-70 HRC
○	○								○	○							
50-90 SFM	40-80 SFM								30-80 SFM	30-80 SFM							

○ Good ○ Best





GENERAL PURPOSE

ABOUT OSG

DRILLING

THREADING

MILLING


HOLDERS

INDEX

List 105

OSG GENERAL PURPOSE-POT

SPIRAL POINT	HSS	BR	S/O	TiCN	TiN	C/4P	C/5P	0°	PACKED 1 PIECE
--------------	-----	----	-----	------	-----	------	------	----	-------------------



EDP	Thread Size	Thread Limit	Chamfer Type	Overall Length	Thread Length	Neck Length	Shank Diameter	Square Width	Square Length	Number of Flutes	Surface Treatment	
				L (Inch)	Lc (Inch)	L1 (Inch)	d (Inch)	k (Inch)	lk (Inch)			
1200000	●	No. 0 - 80 UNF	H1	Plug (5P)	1.625	0.350	-	0.141	0.110	0.188	2	Bright
1200001	●	No. 0 - 80 UNF	H1	Plug (5P)	1.625	0.350	-	0.141	0.110	0.188	2	Steam Oxide
1200008	●	No. 0 - 80 UNF	H1	Plug (5P)	1.625	0.350	-	0.141	0.110	0.188	2	TiCN
1205000	●	No. 0 - 80 UNF	H2	Plug (5P)	1.625	0.350	-	0.141	0.110	0.188	2	Bright
1205001	●	No. 0 - 80 UNF	H2	Plug (5P)	1.625	0.350	-	0.141	0.110	0.188	2	Steam Oxide
1205008	●	No. 0 - 80 UNF	H2	Plug (5P)	1.625	0.350	-	0.141	0.110	0.188	2	TiCN
1205005	●	No. 0 - 80 UNF	H2	Plug (5P)	1.625	0.350	-	0.141	0.110	0.188	2	TiN
1210000	●	No. 0 - 80 UNF	H3	Plug (5P)	1.625	0.350	-	0.141	0.110	0.188	2	Bright
1210001	●	No. 0 - 80 UNF	H3	Plug (5P)	1.625	0.350	-	0.141	0.110	0.188	2	Steam Oxide
1210008	●	No. 0 - 80 UNF	H3	Plug (5P)	1.625	0.350	-	0.141	0.110	0.188	2	TiCN
1200200	●	No. 1 - 64 UNC	H1	Plug (5P)	1.688	0.370	-	0.141	0.110	0.188	2	Bright
1200201	●	No. 1 - 64 UNC	H1	Plug (5P)	1.688	0.370	-	0.141	0.110	0.188	2	Steam Oxide
1200208	●	No. 1 - 64 UNC	H1	Plug (5P)	1.688	0.370	-	0.141	0.110	0.188	2	TiCN
1205200	●	No. 1 - 64 UNC	H2	Plug (5P)	1.688	0.370	-	0.141	0.110	0.188	2	Bright
1205201	●	No. 1 - 64 UNC	H2	Plug (5P)	1.688	0.370	-	0.141	0.110	0.188	2	Steam Oxide
1205208	●	No. 1 - 64 UNC	H2	Plug (5P)	1.688	0.370	-	0.141	0.110	0.188	2	TiCN
1200400	●	No. 1 - 72 UNF	H1	Plug (5P)	1.688	0.370	-	0.141	0.110	0.188	2	Bright
1200401	●	No. 1 - 72 UNF	H1	Plug (5P)	1.688	0.370	-	0.141	0.110	0.188	2	Steam Oxide
1200408	●	No. 1 - 72 UNF	H1	Plug (5P)	1.688	0.370	-	0.141	0.110	0.188	2	TiCN
1205400	●	No. 1 - 72 UNF	H2	Plug (5P)	1.688	0.370	-	0.141	0.110	0.188	2	Bright
1205401	●	No. 1 - 72 UNF	H2	Plug (5P)	1.688	0.370	-	0.141	0.110	0.188	2	Steam Oxide
1205408	●	No. 1 - 72 UNF	H2	Plug (5P)	1.688	0.370	-	0.141	0.110	0.188	2	TiCN
1205405	●	No. 1 - 72 UNF	H2	Plug (5P)	1.688	0.370	-	0.141	0.110	0.188	2	TiN
1200600	●	No. 2 - 56 UNC	H1	Plug (5P)	1.750	0.441	-	0.141	0.110	0.188	2	Bright
1200608	●	No. 2 - 56 UNC	H1	Plug (5P)	1.750	0.441	-	0.141	0.110	0.188	2	TiCN
1200605	●	No. 2 - 56 UNC	H1	Plug (5P)	1.750	0.441	-	0.141	0.110	0.188	2	TiN
1205600	●	No. 2 - 56 UNC	H2	Plug (5P)	1.750	0.441	-	0.141	0.110	0.188	2	Bright
1205601	●	No. 2 - 56 UNC	H2	Plug (5P)	1.750	0.441	-	0.141	0.110	0.188	2	Steam Oxide
1205608	●	No. 2 - 56 UNC	H2	Plug (5P)	1.750	0.441	-	0.141	0.110	0.188	2	TiCN
1205605	●	No. 2 - 56 UNC	H2	Plug (5P)	1.750	0.441	-	0.141	0.110	0.188	2	TiN
1210600	●	No. 2 - 56 UNC	H3	Plug (5P)	1.750	0.441	-	0.141	0.110	0.188	2	Bright
1210601	●	No. 2 - 56 UNC	H3	Plug (5P)	1.750	0.441	-	0.141	0.110	0.188	2	Steam Oxide
1210608	●	No. 2 - 56 UNC	H3	Plug (5P)	1.750	0.441	-	0.141	0.110	0.188	2	TiCN
1215600	●	No. 2 - 56 UNC	H5	Plug (5P)	1.750	0.441	-	0.141	0.110	0.188	2	Bright
1215601	●	No. 2 - 56 UNC	H5	Plug (5P)	1.750	0.441	-	0.141	0.110	0.188	2	Steam Oxide
1215608	●	No. 2 - 56 UNC	H5	Plug (5P)	1.750	0.441	-	0.141	0.110	0.188	2	TiCN
1200800	●	No. 2 - 64 UNF	H1	Plug (5P)	1.750	0.429	-	0.141	0.110	0.188	2	Bright
1200808	●	No. 2 - 64 UNF	H1	Plug (5P)	1.750	0.429	-	0.141	0.110	0.188	2	TiCN
1205800	●	No. 2 - 64 UNF	H2	Plug (5P)	1.750	0.429	-	0.141	0.110	0.188	2	Bright
1205801	●	No. 2 - 64 UNF	H2	Plug (5P)	1.750	0.429	-	0.141	0.110	0.188	2	Steam Oxide
1205808	●	No. 2 - 64 UNF	H2	Plug (5P)	1.750	0.429	-	0.141	0.110	0.188	2	TiCN
1205805	●	No. 2 - 64 UNF	H2	Plug (5P)	1.750	0.429	-	0.141	0.110	0.188	2	TiN
1201000	●	No. 3 - 48 UNC	H1	Plug (5P)	1.813	0.496	-	0.141	0.110	0.188	2	Bright
1201008	●	No. 3 - 48 UNC	H1	Plug (5P)	1.813	0.496	-	0.141	0.110	0.188	2	TiCN
1206000	●	No. 3 - 48 UNC	H2	Plug (5P)	1.813	0.496	-	0.141	0.110	0.188	2	Bright
1206001	●	No. 3 - 48 UNC	H2	Plug (5P)	1.813	0.496	-	0.141	0.110	0.188	2	Steam Oxide
1206008	●	No. 3 - 48 UNC	H2	Plug (5P)	1.813	0.496	-	0.141	0.110	0.188	2	TiCN
1206005	●	No. 3 - 48 UNC	H2	Plug (5P)	1.813	0.496	-	0.141	0.110	0.188	2	TiN
1211000	●	No. 3 - 48 UNC	H3	Plug (5P)	1.813	0.496	-	0.141	0.110	0.188	2	Bright
1211001	●	No. 3 - 48 UNC	H3	Plug (5P)	1.813	0.496	-	0.141	0.110	0.188	2	Steam Oxide
1211008	●	No. 3 - 48 UNC	H3	Plug (5P)	1.813	0.496	-	0.141	0.110	0.188	2	TiCN
2002100	●	No. 3 - 48 UNC	H5	Plug (5P)	1.813	0.496	-	0.141	0.110	0.188	2	Bright
2002108	●	No. 3 - 48 UNC	H5	Plug (5P)	1.813	0.496	-	0.141	0.110	0.188	2	TiCN
1201200	●	No. 3 - 56 UNF	H1	Plug (5P)	1.813	0.496	-	0.141	0.110	0.188	2	Bright
1201208	●	No. 3 - 56 UNF	H1	Plug (5P)	1.813	0.496	-	0.141	0.110	0.188	2	TiCN

● Stocked ○ Available Upon Request; MOQ May Apply ▲ Globally Stocked
 Note: Other coatings are available upon request.





List 105 (Continued)

OSG GENERAL PURPOSE-POT

SPIRAL POINT	HSS	BR	S/O	TiCN	TiN	C/4P	C/5P	0°	PACKED 1 PIECE
--------------	-----	----	-----	------	-----	------	------	----	-------------------

EDP	Thread Size	Thread Limit	Chamfer Type	Overall Length	Thread Length	Neck Length	Shank Diameter	Square Width	Square Length	Number of Flutes	Surface Treatment
				L (Inch)	Lc (Inch)	L1 (Inch)	d (Inch)	k (Inch)	lk (Inch)		
1206200	● No. 3 - 56 UNF	H2	Plug (5P)	1.813	0.496	-	0.141	0.110	0.188	2	Bright
1206201	● No. 3 - 56 UNF	H2	Plug (5P)	1.813	0.496	-	0.141	0.110	0.188	2	Steam Oxide
1206208	● No. 3 - 56 UNF	H2	Plug (5P)	1.813	0.496	-	0.141	0.110	0.188	2	TiCN
1206205	● No. 3 - 56 UNF	H2	Plug (5P)	1.813	0.496	-	0.141	0.110	0.188	2	TiN
1206800	● No. 4 - 36 NS	H2	Plug (5P)	1.875	0.319	0.559	0.141	0.110	0.188	2	Bright
1206801	● No. 4 - 36 NS	H2	Plug (5P)	1.875	0.319	0.559	0.141	0.110	0.188	2	Steam Oxide
1201400	● No. 4 - 40 UNC	H1	Plug (5P)	1.875	0.319	0.559	0.141	0.110	0.188	2	Bright
1201408	● No. 4 - 40 UNC	H1	Plug (5P)	1.875	0.319	0.559	0.141	0.110	0.188	2	TiCN
1201405	● No. 4 - 40 UNC	H1	Plug (5P)	1.875	0.319	0.559	0.141	0.110	0.188	2	TiN
1206400	● No. 4 - 40 UNC	H2	Plug (5P)	1.875	0.319	0.559	0.141	0.110	0.188	2	Bright
1206401	● No. 4 - 40 UNC	H2	Plug (5P)	1.875	0.319	0.559	0.141	0.110	0.188	2	Steam Oxide
1206408	● No. 4 - 40 UNC	H2	Plug (5P)	1.875	0.319	0.559	0.141	0.110	0.188	2	TiCN
1206405	● No. 4 - 40 UNC	H2	Plug (5P)	1.875	0.319	0.559	0.141	0.110	0.188	2	TiN
1211400	● No. 4 - 40 UNC	H3	Plug (5P)	1.875	0.319	0.559	0.141	0.110	0.188	2	Bright
1211401	● No. 4 - 40 UNC	H3	Plug (5P)	1.875	0.319	0.559	0.141	0.110	0.188	2	Steam Oxide
1211408	● No. 4 - 40 UNC	H3	Plug (5P)	1.875	0.319	0.559	0.141	0.110	0.188	2	TiCN
1216400	● No. 4 - 40 UNC	H5	Plug (5P)	1.875	0.319	0.559	0.141	0.110	0.188	2	Bright
1216401	● No. 4 - 40 UNC	H5	Plug (5P)	1.875	0.319	0.559	0.141	0.110	0.188	2	Steam Oxide
1216408	● No. 4 - 40 UNC	H5	Plug (5P)	1.875	0.319	0.559	0.141	0.110	0.188	2	TiCN
1201600	● No. 4 - 48 UNF	H1	Plug (5P)	1.875	0.319	0.559	0.141	0.110	0.188	2	Bright
1206600	● No. 4 - 48 UNF	H2	Plug (5P)	1.875	0.319	0.559	0.141	0.110	0.188	2	Bright
1206601	● No. 4 - 48 UNF	H2	Plug (5P)	1.875	0.319	0.559	0.141	0.110	0.188	2	Steam Oxide
1206608	● No. 4 - 48 UNF	H2	Plug (5P)	1.875	0.319	0.559	0.141	0.110	0.188	2	TiCN
1206605	● No. 4 - 48 UNF	H2	Plug (5P)	1.875	0.319	0.559	0.141	0.110	0.188	2	TiN
1202000	● No. 5 - 40 UNC	H1	Plug (5P)	1.938	0.323	0.618	0.141	0.110	0.188	2	Bright
1202008	● No. 5 - 40 UNC	H1	Plug (5P)	1.938	0.323	0.618	0.141	0.110	0.188	2	TiCN
1207000	● No. 5 - 40 UNC	H2	Plug (5P)	1.938	0.323	0.618	0.141	0.110	0.188	2	Bright
1207001	● No. 5 - 40 UNC	H2	Plug (5P)	1.938	0.323	0.618	0.141	0.110	0.188	2	Steam Oxide
1207008	● No. 5 - 40 UNC	H2	Plug (5P)	1.938	0.323	0.618	0.141	0.110	0.188	2	TiCN
1207005	● No. 5 - 40 UNC	H2	Plug (5P)	1.938	0.323	0.618	0.141	0.110	0.188	2	TiN
2003300	● No. 5 - 40 UNC	H5	Plug (5P)	1.938	0.323	0.618	0.141	0.110	0.188	2	Bright
2003308	● No. 5 - 40 UNC	H5	Plug (5P)	1.938	0.323	0.618	0.141	0.110	0.188	2	TiCN
1207200	● No. 5 - 44 UNF	H2	Plug (5P)	1.938	0.323	0.618	0.141	0.110	0.188	2	Bright
1207201	● No. 5 - 44 UNF	H2	Plug (5P)	1.938	0.323	0.618	0.141	0.110	0.188	2	Steam Oxide
1207208	● No. 5 - 44 UNF	H2	Plug (5P)	1.938	0.323	0.618	0.141	0.110	0.188	2	TiCN
1207205	● No. 5 - 44 UNF	H2	Plug (5P)	1.938	0.323	0.618	0.141	0.110	0.188	2	TiN
1202400	● No. 6 - 32 UNC	H1	Plug (5P)	2.000	0.390	0.685	0.141	0.110	0.188	2	Bright
1202408	● No. 6 - 32 UNC	H1	Plug (5P)	2.000	0.390	0.685	0.141	0.110	0.188	2	TiCN
1202405	● No. 6 - 32 UNC	H1	Plug (5P)	2.000	0.390	0.685	0.141	0.110	0.188	2	TiN
1207400	● No. 6 - 32 UNC	H2	Plug (5P)	2.000	0.390	0.685	0.141	0.110	0.188	2	Bright
1207401	● No. 6 - 32 UNC	H2	Plug (5P)	2.000	0.390	0.685	0.141	0.110	0.188	2	Steam Oxide
1207408	● No. 6 - 32 UNC	H2	Plug (5P)	2.000	0.390	0.685	0.141	0.110	0.188	2	TiCN
1207405	● No. 6 - 32 UNC	H2	Plug (5P)	2.000	0.390	0.685	0.141	0.110	0.188	2	TiN
1212400	● No. 6 - 32 UNC	H3	Plug (5P)	2.000	0.390	0.685	0.141	0.110	0.188	2	Bright
1212401	● No. 6 - 32 UNC	H3	Plug (5P)	2.000	0.390	0.685	0.141	0.110	0.188	2	Steam Oxide
1212408	● No. 6 - 32 UNC	H3	Plug (5P)	2.000	0.390	0.685	0.141	0.110	0.188	2	TiCN
1212405	● No. 6 - 32 UNC	H3	Plug (5P)	2.000	0.390	0.685	0.141	0.110	0.188	2	TiN
1212608	● No. 6 - 32 UNC	H3	Plug (5P)	2.000	0.390	0.685	0.141	0.110	0.188	3	TiCN
2003900	● No. 6 - 32 UNC	H4	Plug (5P)	2.000	0.390	0.685	0.141	0.110	0.188	2	Bright
2003908	● No. 6 - 32 UNC	H4	Plug (5P)	2.000	0.390	0.685	0.141	0.110	0.188	2	TiCN

● Stocked ○ Available Upon Request; MOQ May Apply ▲ Globally Stocked

Note: Other coatings are available upon request.



CONTINUED

P					M			K	N		S		H					
Steel					Stainless Steel			Cast Iron	Non-Ferrous		HRSA		Hardened Steel					
Carbon Steel			Alloy Steel	Die Steel					Aluminum		Nickel Alloy	Titanium						
Low	Medium	High							6061	Casting			Inconel	6Al4V (30 HRC)	~35 HRC	35-45 HRC	45-50 HRC	50-70 HRC
1010	1035	1065	4140	4340														
1018	1045	1065	4140	4340														
○	○	○						○	○	○								
25-80 SFM	20-50 SFM	20-45 SFM						25-75 SFM	40-80 SFM	40-65 SFM								

○ Good ⊗ Best



ABOUT OSG

DRILLING

THREADING

MILLING

HOLDERS

INDEX



GENERAL PURPOSE

List 105 (Continued)

OSG GENERAL PURPOSE-POT

SPIRAL POINT	HSS	BR	S/O	TiCN	TiN	C/4P	C/5P	0°	PACKED 1 PIECE
--------------	-----	----	-----	------	-----	------	------	----	----------------



ABOUT OSG

DRILLING

THREADING

MILLING

HOLDERS

INDEX

EDP		Thread Size	Thread Limit	Chamfer Type	Overall Length	Thread Length	Neck Length	Shank Diameter	Square Width	Square Length	Number of Flutes	Surface Treatment
					L (Inch)	Lc (Inch)	L1 (Inch)	d (Inch)	k (Inch)	lk (Inch)		
2003905	●	No. 6 - 32 UNC	H4	Plug (5P)	2.000	0.390	0.685	0.141	0.110	0.188	2	TiN
1217400	●	No. 6 - 32 UNC	H5	Plug (5P)	2.000	0.390	0.685	0.141	0.110	0.188	2	Bright
1217401	●	No. 6 - 32 UNC	H5	Plug (5P)	2.000	0.390	0.685	0.141	0.110	0.188	2	Steam Oxide
1217408	●	No. 6 - 32 UNC	H5	Plug (5P)	2.000	0.390	0.685	0.141	0.110	0.188	2	TiCN
1202600	●	No. 6 - 40 UNF	H1	Plug (5P)	2.000	0.390	0.685	0.141	0.110	0.188	2	Bright
1207600	●	No. 6 - 40 UNF	H2	Plug (5P)	2.000	0.390	0.685	0.141	0.110	0.188	2	Bright
1207601	●	No. 6 - 40 UNF	H2	Plug (5P)	2.000	0.390	0.685	0.141	0.110	0.188	2	Steam Oxide
1207608	●	No. 6 - 40 UNF	H2	Plug (5P)	2.000	0.390	0.685	0.141	0.110	0.188	2	TiCN
1207605	●	No. 6 - 40 UNF	H2	Plug (5P)	2.000	0.390	0.685	0.141	0.110	0.188	2	TiN
2004200	●	No. 6 - 40 UNF	H5	Plug (5P)	2.000	0.390	0.685	0.141	0.110	0.188	2	Bright
2004208	●	No. 6 - 40 UNF	H5	Plug (5P)	2.000	0.390	0.685	0.141	0.110	0.188	2	TiCN
1202800	●	No. 8 - 32 UNC	H1	Plug (4P)	2.125	0.390	0.756	0.168	0.131	0.250	2	Bright
1202808	●	No. 8 - 32 UNC	H1	Plug (4P)	2.125	0.390	0.756	0.168	0.131	0.250	2	TiCN
1202805	●	No. 8 - 32 UNC	H1	Plug (4P)	2.125	0.390	0.756	0.168	0.131	0.250	2	TiN
1207800	●	No. 8 - 32 UNC	H2	Plug (4P)	2.125	0.390	0.756	0.168	0.131	0.250	2	Bright
1207801	●	No. 8 - 32 UNC	H2	Plug (4P)	2.125	0.390	0.756	0.168	0.131	0.250	2	Steam Oxide
1207808	●	No. 8 - 32 UNC	H2	Plug (4P)	2.125	0.390	0.756	0.168	0.131	0.250	2	TiCN
1207805	●	No. 8 - 32 UNC	H2	Plug (4P)	2.125	0.390	0.756	0.168	0.131	0.250	2	TiN
1212800	●	No. 8 - 32 UNC	H3	Plug (4P)	2.125	0.390	0.756	0.168	0.131	0.250	2	Bright
1212801	●	No. 8 - 32 UNC	H3	Plug (4P)	2.125	0.390	0.756	0.168	0.131	0.250	2	Steam Oxide
1212808	●	No. 8 - 32 UNC	H3	Plug (4P)	2.125	0.390	0.756	0.168	0.131	0.250	2	TiCN
1212805	●	No. 8 - 32 UNC	H3	Plug (4P)	2.125	0.390	0.756	0.168	0.131	0.250	2	TiN
2005000	●	No. 8 - 32 UNC	H4	Plug (4P)	2.125	0.390	0.756	0.168	0.131	0.250	2	Bright
2005008	●	No. 8 - 32 UNC	H4	Plug (4P)	2.125	0.390	0.756	0.168	0.131	0.250	2	TiCN
2005005	●	No. 8 - 32 UNC	H4	Plug (4P)	2.125	0.390	0.756	0.168	0.131	0.250	2	TiN
1213201	●	No. 8 - 32 UNC	H4	Plug (4P)	2.125	0.390	0.756	0.168	0.131	0.250	3	Steam Oxide
1217800	●	No. 8 - 32 UNC	H5	Plug (4P)	2.125	0.390	0.756	0.168	0.131	0.250	2	Bright
1217801	●	No. 8 - 32 UNC	H5	Plug (4P)	2.125	0.390	0.756	0.168	0.131	0.250	2	Steam Oxide
1217808	●	No. 8 - 32 UNC	H5	Plug (4P)	2.125	0.390	0.756	0.168	0.131	0.250	2	TiCN
1203200	●	No. 8 - 36 UNF	H1	Plug (4P)	2.125	0.390	0.756	0.168	0.131	0.250	2	Bright
1203208	●	No. 8 - 36 UNF	H1	Plug (4P)	2.125	0.390	0.756	0.168	0.131	0.250	2	TiCN
1208200	●	No. 8 - 36 UNF	H2	Plug (4P)	2.125	0.390	0.756	0.168	0.131	0.250	2	Bright
1208201	●	No. 8 - 36 UNF	H2	Plug (4P)	2.125	0.390	0.756	0.168	0.131	0.250	2	Steam Oxide
1208208	●	No. 8 - 36 UNF	H2	Plug (4P)	2.125	0.390	0.756	0.168	0.131	0.250	2	TiCN
1208205	●	No. 8 - 36 UNF	H2	Plug (4P)	2.125	0.390	0.756	0.168	0.131	0.250	2	TiN
1203400	●	No. 10 - 24 UNC	H1	Plug (4P)	2.375	0.504	0.874	0.194	0.152	0.250	2	Bright
1203408	●	No. 10 - 24 UNC	H1	Plug (4P)	2.375	0.504	0.874	0.194	0.152	0.250	2	TiCN
1203405	●	No. 10 - 24 UNC	H1	Plug (4P)	2.375	0.504	0.874	0.194	0.152	0.250	2	TiN
1213601	●	No. 10 - 24 UNC	H1	Plug (4P)	2.375	0.504	0.874	0.194	0.152	0.250	3	Steam Oxide
1208400	●	No. 10 - 24 UNC	H2	Plug (4P)	2.375	0.504	0.874	0.194	0.152	0.250	2	Bright
1208401	●	No. 10 - 24 UNC	H2	Plug (4P)	2.375	0.504	0.874	0.194	0.152	0.250	2	Steam Oxide
1208408	●	No. 10 - 24 UNC	H2	Plug (4P)	2.375	0.504	0.874	0.194	0.152	0.250	2	TiCN
1208405	●	No. 10 - 24 UNC	H2	Plug (4P)	2.375	0.504	0.874	0.194	0.152	0.250	2	TiN
1213400	●	No. 10 - 24 UNC	H3	Plug (4P)	2.375	0.504	0.874	0.194	0.152	0.250	2	Bright
1213401	●	No. 10 - 24 UNC	H3	Plug (4P)	2.375	0.504	0.874	0.194	0.152	0.250	2	Steam Oxide
1213408	●	No. 10 - 24 UNC	H3	Plug (4P)	2.375	0.504	0.874	0.194	0.152	0.250	2	TiCN
1213405	●	No. 10 - 24 UNC	H3	Plug (4P)	2.375	0.504	0.874	0.194	0.152	0.250	2	TiN
2006500	●	No. 10 - 24 UNC	H4	Plug (4P)	2.375	0.504	0.874	0.194	0.152	0.250	2	Bright
2006508	●	No. 10 - 24 UNC	H4	Plug (4P)	2.375	0.504	0.874	0.194	0.152	0.250	2	TiCN
2006600	●	No. 10 - 24 UNC	H5	Plug (4P)	2.375	0.504	0.874	0.194	0.152	0.250	2	Bright
2006608	●	No. 10 - 24 UNC	H5	Plug (4P)	2.375	0.504	0.874	0.194	0.152	0.250	2	TiCN
2006605	●	No. 10 - 24 UNC	H5	Plug (4P)	2.375	0.504	0.874	0.194	0.152	0.250	2	TiN
1203800	●	No. 10 - 32 UNF	H1	Plug (4P)	2.375	0.504	0.874	0.194	0.152	0.250	2	Bright
1203808	●	No. 10 - 32 UNF	H1	Plug (4P)	2.375	0.504	0.874	0.194	0.152	0.250	2	TiCN
1203805	●	No. 10 - 32 UNF	H1	Plug (4P)	2.375	0.504	0.874	0.194	0.152	0.250	2	TiN

● Stocked ○ Available Upon Request; MOQ May Apply ▲ Globally Stocked
 Note: Other coatings are available upon request.





List 105 (Continued)

OSG GENERAL PURPOSE-POT

SPIRAL POINT	HSS	BR	S/O	TiCN	TiN	C/4P	C/5P	0°	PACKED 1 PIECE
--------------	-----	----	-----	------	-----	------	------	----	-------------------

EDP	Thread Size	Thread Limit	Chamfer Type	Overall Length	Thread Length	Neck Length	Shank Diameter	Square Width	Square Length	Number of Flutes	Surface Treatment	
				L (Inch)	Lc (Inch)	L1 (Inch)	d (Inch)	k (Inch)	lk (Inch)			
1208800	●	No. 10 - 32 UNF	H2	Plug (4P)	2.375	0.504	0.874	0.194	0.152	0.250	2	Bright
1208801	●	No. 10 - 32 UNF	H2	Plug (4P)	2.375	0.504	0.874	0.194	0.152	0.250	2	Steam Oxide
1208808	●	No. 10 - 32 UNF	H2	Plug (4P)	2.375	0.504	0.874	0.194	0.152	0.250	2	TiCN
1213800	●	No. 10 - 32 UNF	H3	Plug (4P)	2.375	0.504	0.874	0.194	0.152	0.250	2	Bright
1213801	●	No. 10 - 32 UNF	H3	Plug (4P)	2.375	0.504	0.874	0.194	0.152	0.250	2	Steam Oxide
1213808	●	No. 10 - 32 UNF	H3	Plug (4P)	2.375	0.504	0.874	0.194	0.152	0.250	2	TiCN
1213805	●	No. 10 - 32 UNF	H3	Plug (4P)	2.375	0.504	0.874	0.194	0.152	0.250	2	TiN
1214001	●	No. 10 - 32 UNF	H3	Plug (4P)	2.375	0.504	0.874	0.194	0.152	0.250	3	Steam Oxide
2006000	●	No. 10 - 32 UNF	H4	Plug (4P)	2.375	0.504	0.874	0.194	0.152	0.250	2	Bright
2006008	●	No. 10 - 32 UNF	H4	Plug (4P)	2.375	0.504	0.874	0.194	0.152	0.250	2	TiCN
1218800	●	No. 10 - 32 UNF	H5	Plug (4P)	2.375	0.504	0.874	0.194	0.152	0.250	2	Bright
1218801	●	No. 10 - 32 UNF	H5	Plug (4P)	2.375	0.504	0.874	0.194	0.152	0.250	2	Steam Oxide
1218808	●	No. 10 - 32 UNF	H5	Plug (4P)	2.375	0.504	0.874	0.194	0.152	0.250	2	TiCN
1204200	●	No. 12 - 24 UNC	H1	Plug (4P)	2.375	0.520	0.949	0.220	0.165	0.281	2	Bright
1214200	●	No. 12 - 24 UNC	H3	Plug (4P)	2.375	0.520	0.949	0.220	0.165	0.281	2	Bright
1214201	●	No. 12 - 24 UNC	H3	Plug (4P)	2.375	0.520	0.949	0.220	0.165	0.281	2	Steam Oxide
1214208	●	No. 12 - 24 UNC	H3	Plug (4P)	2.375	0.520	0.949	0.220	0.165	0.281	2	TiCN
1214205	●	No. 12 - 24 UNC	H3	Plug (4P)	2.375	0.520	0.949	0.220	0.165	0.281	2	TiN
1214400	●	No. 12 - 28 UNF	H3	Plug (4P)	2.375	0.520	0.949	0.220	0.165	0.281	2	Bright
1214401	●	No. 12 - 28 UNF	H3	Plug (4P)	2.375	0.520	0.949	0.220	0.165	0.281	2	Steam Oxide
1214408	●	No. 12 - 28 UNF	H3	Plug (4P)	2.375	0.520	0.949	0.220	0.165	0.281	2	TiCN
1214405	●	No. 12 - 28 UNF	H3	Plug (4P)	2.375	0.520	0.949	0.220	0.165	0.281	2	TiN
1220000	●	1/4 - 20 UNC	H1	Plug (4P)	2.500	0.638	1.008	0.255	0.191	0.313	2	Bright
1220001	●	1/4 - 20 UNC	H1	Plug (4P)	2.500	0.638	1.008	0.255	0.191	0.313	2	Steam Oxide
1220008	●	1/4 - 20 UNC	H1	Plug (4P)	2.500	0.638	1.008	0.255	0.191	0.313	2	TiCN
1220005	●	1/4 - 20 UNC	H1	Plug (4P)	2.500	0.638	1.008	0.255	0.191	0.313	2	TiN
1225000	●	1/4 - 20 UNC	H2	Plug (4P)	2.500	0.638	1.008	0.255	0.191	0.313	2	Bright
1225001	●	1/4 - 20 UNC	H2	Plug (4P)	2.500	0.638	1.008	0.255	0.191	0.313	2	Steam Oxide
1225008	●	1/4 - 20 UNC	H2	Plug (4P)	2.500	0.638	1.008	0.255	0.191	0.313	2	TiCN
1225005	●	1/4 - 20 UNC	H2	Plug (4P)	2.500	0.638	1.008	0.255	0.191	0.313	2	TiN
1230000	●	1/4 - 20 UNC	H3	Plug (4P)	2.500	0.638	1.008	0.255	0.191	0.313	2	Bright
1230001	●	1/4 - 20 UNC	H3	Plug (4P)	2.500	0.638	1.008	0.255	0.191	0.313	2	Steam Oxide
1230008	●	1/4 - 20 UNC	H3	Plug (4P)	2.500	0.638	1.008	0.255	0.191	0.313	2	TiCN
1230005	●	1/4 - 20 UNC	H3	Plug (4P)	2.500	0.638	1.008	0.255	0.191	0.313	2	TiN
1230200	●	1/4 - 20 UNC	H3	Plug (4P)	2.500	0.638	1.008	0.255	0.191	0.313	3	Bright
1230201	●	1/4 - 20 UNC	H3	Plug (4P)	2.500	0.638	1.008	0.255	0.191	0.313	3	Steam Oxide
1230208	●	1/4 - 20 UNC	H3	Plug (4P)	2.500	0.638	1.008	0.255	0.191	0.313	3	TiCN
1230205	●	1/4 - 20 UNC	H3	Plug (4P)	2.500	0.638	1.008	0.255	0.191	0.313	3	TiN
1240000	●	1/4 - 20 UNC	H5	Plug (4P)	2.500	0.638	1.008	0.255	0.191	0.313	2	Bright
1240001	●	1/4 - 20 UNC	H5	Plug (4P)	2.500	0.638	1.008	0.255	0.191	0.313	2	Steam Oxide
1240008	●	1/4 - 20 UNC	H5	Plug (4P)	2.500	0.638	1.008	0.255	0.191	0.313	2	TiCN
1240005	●	1/4 - 20 UNC	H5	Plug (4P)	2.500	0.638	1.008	0.255	0.191	0.313	2	TiN
1240200	●	1/4 - 20 UNC	H5	Plug (4P)	2.500	0.638	1.008	0.255	0.191	0.313	3	Bright
1240208	●	1/4 - 20 UNC	H5	Plug (4P)	2.500	0.638	1.008	0.255	0.191	0.313	3	TiCN
1220400	●	1/4 - 28 UNF	H1	Plug (4P)	2.500	0.638	1.008	0.255	0.191	0.313	2	Bright
1220408	●	1/4 - 28 UNF	H1	Plug (4P)	2.500	0.638	1.008	0.255	0.191	0.313	2	TiCN
1225400	●	1/4 - 28 UNF	H2	Plug (4P)	2.500	0.638	1.008	0.255	0.191	0.313	2	Bright
1225408	●	1/4 - 28 UNF	H2	Plug (4P)	2.500	0.638	1.008	0.255	0.191	0.313	2	TiCN
1225405	●	1/4 - 28 UNF	H2	Plug (4P)	2.500	0.638	1.008	0.255	0.191	0.313	2	TiN
1225600	●	1/4 - 28 UNF	H2	Plug (4P)	2.500	0.638	1.008	0.255	0.191	0.313	3	Bright

● Stocked ○ Available Upon Request; MOQ May Apply ▲ Globally Stocked
Note: Other coatings are available upon request.



CONTINUED

P					M			K	N		S		H				
Steel					Stainless Steel			Cast Iron	Non-Ferrous		HRSA		Hardened Steel				
Carbon Steel			Alloy Steel	Die Steel					Aluminum		Nickel Alloy	Titanium					
Low	Medium	High							6061	Casting			Inconel	6Al4V (30 HRC)	~35 HRC	35-45 HRC	45-50 HRC
1010	1035	1065	4140	4340													
1018	1045	1065	4140	4340													
○	○	○						○	○	○							
25-80 SFM	20-50 SFM	20-45 SFM						25-75 SFM	40-80 SFM	40-65 SFM							

○ Good ⊗ Best



ABOUT OSG

DRILLING

THREADING

MILLING

HOLDERS

INDEX




GENERAL PURPOSE

List 105 (Continued)

OSG GENERAL PURPOSE-POT

SPIRAL POINT	HSS	BR	S/O	TiCN	TiN	C/4P	C/5P	0°	PACKED 1 PIECE
--------------	-----	----	-----	------	-----	------	------	----	-------------------



ABOUT OSG

DRILLING

THREADING

MILLING

HOLDERS

INDEX

EDP	Thread Size	Thread Limit	Chamfer Type	Overall Length	Thread Length	Neck Length	Shank Diameter	Square Width	Square Length	Number of Flutes	Surface Treatment	
				L (Inch)	Lc (Inch)	L1 (Inch)	d (Inch)	k (Inch)	lk (Inch)			
1225608	●	1/4 - 28 UNF	H2	Plug (4P)	2.500	0.638	1.008	0.255	0.191	0.313	3	TiCN
1225605	●	1/4 - 28 UNF	H2	Plug (4P)	2.500	0.638	1.008	0.255	0.191	0.313	3	TiN
1230400	●	1/4 - 28 UNF	H3	Plug (4P)	2.500	0.638	1.008	0.255	0.191	0.313	2	Bright
1230401	●	1/4 - 28 UNF	H3	Plug (4P)	2.500	0.638	1.008	0.255	0.191	0.313	2	Steam Oxide
1230408	●	1/4 - 28 UNF	H3	Plug (4P)	2.500	0.638	1.008	0.255	0.191	0.313	2	TiCN
1230405	●	1/4 - 28 UNF	H3	Plug (4P)	2.500	0.638	1.008	0.255	0.191	0.313	2	TiN
1235400	●	1/4 - 28 UNF	H4	Plug (4P)	2.500	0.638	1.008	0.255	0.191	0.313	2	Bright
1235408	●	1/4 - 28 UNF	H4	Plug (4P)	2.500	0.638	1.008	0.255	0.191	0.313	2	TiCN
1235600	●	1/4 - 28 UNF	H4	Plug (4P)	2.500	0.638	1.008	0.255	0.191	0.313	3	Bright
1235608	●	1/4 - 28 UNF	H4	Plug (4P)	2.500	0.638	1.008	0.255	0.191	0.313	3	TiCN
1220800	●	5/16 - 18 UNC	H1	Plug (4P)	2.719	0.724	1.154	0.318	0.238	0.375	2	Bright
1220808	●	5/16 - 18 UNC	H1	Plug (4P)	2.719	0.724	1.154	0.318	0.238	0.375	2	TiCN
1220805	●	5/16 - 18 UNC	H1	Plug (4P)	2.719	0.724	1.154	0.318	0.238	0.375	2	TiN
1225800	●	5/16 - 18 UNC	H2	Plug (4P)	2.719	0.724	1.154	0.318	0.238	0.375	2	Bright
1225808	●	5/16 - 18 UNC	H2	Plug (4P)	2.719	0.724	1.154	0.318	0.238	0.375	2	TiCN
1225805	●	5/16 - 18 UNC	H2	Plug (4P)	2.719	0.724	1.154	0.318	0.238	0.375	2	TiN
1230800	●	5/16 - 18 UNC	H3	Plug (4P)	2.719	0.724	1.154	0.318	0.238	0.375	2	Bright
1230801	●	5/16 - 18 UNC	H3	Plug (4P)	2.719	0.724	1.154	0.318	0.238	0.375	2	Steam Oxide
1230808	●	5/16 - 18 UNC	H3	Plug (4P)	2.719	0.724	1.154	0.318	0.238	0.375	2	TiCN
1230805	●	5/16 - 18 UNC	H3	Plug (4P)	2.719	0.724	1.154	0.318	0.238	0.375	2	TiN
1231000	●	5/16 - 18 UNC	H3	Plug (4P)	2.719	0.724	1.154	0.318	0.238	0.375	3	Bright
1231001	●	5/16 - 18 UNC	H3	Plug (4P)	2.719	0.724	1.154	0.318	0.238	0.375	3	Steam Oxide
1231008	●	5/16 - 18 UNC	H3	Plug (4P)	2.719	0.724	1.154	0.318	0.238	0.375	3	TiCN
1231005	●	5/16 - 18 UNC	H3	Plug (4P)	2.719	0.724	1.154	0.318	0.238	0.375	3	TiN
1240800	●	5/16 - 18 UNC	H5	Plug (4P)	2.719	0.724	1.154	0.318	0.238	0.375	2	Bright
1240808	●	5/16 - 18 UNC	H5	Plug (4P)	2.719	0.724	1.154	0.318	0.238	0.375	2	TiCN
1240805	●	5/16 - 18 UNC	H5	Plug (4P)	2.719	0.724	1.154	0.318	0.238	0.375	2	TiN
1241000	●	5/16 - 18 UNC	H5	Plug (4P)	2.719	0.724	1.154	0.318	0.238	0.375	3	Bright
1241001	●	5/16 - 18 UNC	H5	Plug (4P)	2.719	0.724	1.154	0.318	0.238	0.375	3	Steam Oxide
1241008	●	5/16 - 18 UNC	H5	Plug (4P)	2.719	0.724	1.154	0.318	0.238	0.375	3	TiCN
1241005	●	5/16 - 18 UNC	H5	Plug (4P)	2.719	0.724	1.154	0.318	0.238	0.375	3	TiN
1221200	●	5/16 - 24 UNF	H1	Plug (4P)	2.719	0.724	1.154	0.318	0.238	0.375	2	Bright
1221208	●	5/16 - 24 UNF	H1	Plug (4P)	2.719	0.724	1.154	0.318	0.238	0.375	2	TiCN
1226200	●	5/16 - 24 UNF	H2	Plug (4P)	2.719	0.724	1.154	0.318	0.238	0.375	2	Bright
1226208	●	5/16 - 24 UNF	H2	Plug (4P)	2.719	0.724	1.154	0.318	0.238	0.375	2	TiCN
1226205	●	5/16 - 24 UNF	H2	Plug (4P)	2.719	0.724	1.154	0.318	0.238	0.375	2	TiN
1226400	●	5/16 - 24 UNF	H2	Plug (4P)	2.719	0.724	1.154	0.318	0.238	0.375	3	Bright
1226408	●	5/16 - 24 UNF	H2	Plug (4P)	2.719	0.724	1.154	0.318	0.238	0.375	3	TiCN
1226405	●	5/16 - 24 UNF	H2	Plug (4P)	2.719	0.724	1.154	0.318	0.238	0.375	3	TiN
1231200	●	5/16 - 24 UNF	H3	Plug (4P)	2.719	0.724	1.154	0.318	0.238	0.375	2	Bright
1231201	●	5/16 - 24 UNF	H3	Plug (4P)	2.719	0.724	1.154	0.318	0.238	0.375	2	Steam Oxide
1231208	●	5/16 - 24 UNF	H3	Plug (4P)	2.719	0.724	1.154	0.318	0.238	0.375	2	TiCN
1231205	●	5/16 - 24 UNF	H3	Plug (4P)	2.719	0.724	1.154	0.318	0.238	0.375	2	TiN
1236200	●	5/16 - 24 UNF	H4	Plug (4P)	2.719	0.724	1.154	0.318	0.238	0.375	2	Bright
1236208	●	5/16 - 24 UNF	H4	Plug (4P)	2.719	0.724	1.154	0.318	0.238	0.375	2	TiCN
1236400	●	5/16 - 24 UNF	H4	Plug (4P)	2.719	0.724	1.154	0.318	0.238	0.375	3	Bright
1236408	●	5/16 - 24 UNF	H4	Plug (4P)	2.719	0.724	1.154	0.318	0.238	0.375	3	TiCN
1221600	●	3/8 - 16 UNC	H1	Plug (4P)	2.938	0.787	1.276	0.381	0.286	0.438	3	Bright
1221608	●	3/8 - 16 UNC	H1	Plug (4P)	2.938	0.787	1.276	0.381	0.286	0.438	3	TiCN
1226600	●	3/8 - 16 UNC	H2	Plug (4P)	2.938	0.787	1.276	0.381	0.286	0.438	3	Bright
1226601	●	3/8 - 16 UNC	H2	Plug (4P)	2.938	0.787	1.276	0.381	0.286	0.438	3	Steam Oxide
1226608	●	3/8 - 16 UNC	H2	Plug (4P)	2.938	0.787	1.276	0.381	0.286	0.438	3	TiCN
1226605	●	3/8 - 16 UNC	H2	Plug (4P)	2.938	0.787	1.276	0.381	0.286	0.438	3	TiN
1231600	●	3/8 - 16 UNC	H3	Plug (4P)	2.938	0.787	1.276	0.381	0.286	0.438	3	Bright
1231601	●	3/8 - 16 UNC	H3	Plug (4P)	2.938	0.787	1.276	0.381	0.286	0.438	3	Steam Oxide

● Stocked ○ Available Upon Request; MOQ May Apply ▲ Globally Stocked
 Note: Other coatings are available upon request.





List 105 (Continued)

OSG GENERAL PURPOSE-POT

SPIRAL POINT	HSS	BR	S/O	TiCN	TiN	C/4P	C/5P	0°	PACKED 1 PIECE
--------------	-----	----	-----	------	-----	------	------	----	-------------------

EDP	Thread Size	Thread Limit	Chamfer Type	Overall Length	Thread Length	Neck Length	Shank Diameter	Square Width	Square Length	Number of Flutes	Surface Treatment	
				L (Inch)	Lc (Inch)	L1 (Inch)	d (Inch)	k (Inch)	lk (Inch)			
1231608	●	3/8 - 16 UNC	H3	Plug (4P)	2.938	0.787	1.276	0.381	0.286	0.438	3	TiCN
1231605	●	3/8 - 16 UNC	H3	Plug (4P)	2.938	0.787	1.276	0.381	0.286	0.438	3	TiN
1241600	●	3/8 - 16 UNC	H5	Plug (4P)	2.938	0.787	1.276	0.381	0.286	0.438	3	Bright
1241601	●	3/8 - 16 UNC	H5	Plug (4P)	2.938	0.787	1.276	0.381	0.286	0.438	3	Steam Oxide
1241608	●	3/8 - 16 UNC	H5	Plug (4P)	2.938	0.787	1.276	0.381	0.286	0.438	3	TiCN
1241605	●	3/8 - 16 UNC	H5	Plug (4P)	2.938	0.787	1.276	0.381	0.286	0.438	3	TiN
1221800	●	3/8 - 24 UNF	H1	Plug (4P)	2.938	0.787	1.276	0.381	0.286	0.438	3	Bright
1221808	●	3/8 - 24 UNF	H1	Plug (4P)	2.938	0.787	1.276	0.381	0.286	0.438	3	TiCN
1226800	●	3/8 - 24 UNF	H2	Plug (4P)	2.938	0.787	1.276	0.381	0.286	0.438	3	Bright
1226808	●	3/8 - 24 UNF	H2	Plug (4P)	2.938	0.787	1.276	0.381	0.286	0.438	3	TiCN
1226805	●	3/8 - 24 UNF	H2	Plug (4P)	2.938	0.787	1.276	0.381	0.286	0.438	3	TiN
1231800	●	3/8 - 24 UNF	H3	Plug (4P)	2.938	0.787	1.276	0.381	0.286	0.438	3	Bright
1231801	●	3/8 - 24 UNF	H3	Plug (4P)	2.938	0.787	1.276	0.381	0.286	0.438	3	Steam Oxide
1231808	●	3/8 - 24 UNF	H3	Plug (4P)	2.938	0.787	1.276	0.381	0.286	0.438	3	TiCN
1231805	●	3/8 - 24 UNF	H3	Plug (4P)	2.938	0.787	1.276	0.381	0.286	0.438	3	TiN
1236800	●	3/8 - 24 UNF	H4	Plug (4P)	2.938	0.787	1.276	0.381	0.286	0.438	3	Bright
1236808	●	3/8 - 24 UNF	H4	Plug (4P)	2.938	0.787	1.276	0.381	0.286	0.438	3	TiCN
1236805	●	3/8 - 24 UNF	H4	Plug (4P)	2.938	0.787	1.276	0.381	0.286	0.438	3	TiN
1227000	●	7/16 - 14 UNC	H2	Plug (4P)	3.156	0.882	1.315	0.323	0.242	0.406	3	Bright
1227008	●	7/16 - 14 UNC	H2	Plug (4P)	3.156	0.882	1.315	0.323	0.242	0.406	3	TiCN
1232000	●	7/16 - 14 UNC	H3	Plug (4P)	3.156	0.882	1.315	0.323	0.242	0.406	3	Bright
1232001	●	7/16 - 14 UNC	H3	Plug (4P)	3.156	0.882	1.315	0.323	0.242	0.406	3	Steam Oxide
1232008	●	7/16 - 14 UNC	H3	Plug (4P)	3.156	0.882	1.315	0.323	0.242	0.406	3	TiCN
1232005	●	7/16 - 14 UNC	H3	Plug (4P)	3.156	0.882	1.315	0.323	0.242	0.406	3	TiN
1242000	●	7/16 - 14 UNC	H5	Plug (4P)	3.156	0.882	1.315	0.323	0.242	0.406	3	Bright
1242008	●	7/16 - 14 UNC	H5	Plug (4P)	3.156	0.882	1.315	0.323	0.242	0.406	3	TiCN
1242005	●	7/16 - 14 UNC	H5	Plug (4P)	3.156	0.882	1.315	0.323	0.242	0.406	3	TiN
1227200	●	7/16 - 20 UNF	H2	Plug (4P)	3.156	0.882	1.315	0.323	0.242	0.406	3	Bright
1227208	●	7/16 - 20 UNF	H2	Plug (4P)	3.156	0.882	1.315	0.323	0.242	0.406	3	TiCN
1232200	●	7/16 - 20 UNF	H3	Plug (4P)	3.156	0.882	1.315	0.323	0.242	0.406	3	Bright
1232201	●	7/16 - 20 UNF	H3	Plug (4P)	3.156	0.882	1.315	0.323	0.242	0.406	3	Steam Oxide
1232208	●	7/16 - 20 UNF	H3	Plug (4P)	3.156	0.882	1.315	0.323	0.242	0.406	3	TiCN
1232205	●	7/16 - 20 UNF	H3	Plug (4P)	3.156	0.882	1.315	0.323	0.242	0.406	3	TiN
1242200	●	7/16 - 20 UNF	H5	Plug (4P)	3.156	0.882	1.315	0.323	0.242	0.406	3	Bright
1242208	●	7/16 - 20 UNF	H5	Plug (4P)	3.156	0.882	1.315	0.323	0.242	0.406	3	TiCN
1242205	●	7/16 - 20 UNF	H5	Plug (4P)	3.156	0.882	1.315	0.323	0.242	0.406	3	TiN
1222400	●	1/2 - 13 UNC	H1	Plug (4P)	3.375	0.941	1.374	0.367	0.275	0.438	3	Bright
1222408	●	1/2 - 13 UNC	H1	Plug (4P)	3.375	0.941	1.374	0.367	0.275	0.438	3	TiCN
1227400	●	1/2 - 13 UNC	H2	Plug (4P)	3.375	0.941	1.374	0.367	0.275	0.438	3	Bright
1227408	●	1/2 - 13 UNC	H2	Plug (4P)	3.375	0.941	1.374	0.367	0.275	0.438	3	TiCN
1227405	●	1/2 - 13 UNC	H2	Plug (4P)	3.375	0.941	1.374	0.367	0.275	0.438	3	TiN
1232400	●	1/2 - 13 UNC	H3	Plug (4P)	3.375	0.941	1.374	0.367	0.275	0.438	3	Bright
1232401	●	1/2 - 13 UNC	H3	Plug (4P)	3.375	0.941	1.374	0.367	0.275	0.438	3	Steam Oxide
1232408	●	1/2 - 13 UNC	H3	Plug (4P)	3.375	0.941	1.374	0.367	0.275	0.438	3	TiCN
1232405	●	1/2 - 13 UNC	H3	Plug (4P)	3.375	0.941	1.374	0.367	0.275	0.438	3	TiN
1242400	●	1/2 - 13 UNC	H5	Plug (4P)	3.375	0.941	1.374	0.367	0.275	0.438	3	Bright
1242408	●	1/2 - 13 UNC	H5	Plug (4P)	3.375	0.941	1.374	0.367	0.275	0.438	3	TiCN
1242405	●	1/2 - 13 UNC	H5	Plug (4P)	3.375	0.941	1.374	0.367	0.275	0.438	3	TiN
1222600	●	1/2 - 20 UNF	H1	Plug (4P)	3.375	0.941	1.374	0.367	0.275	0.438	3	Bright
1222608	●	1/2 - 20 UNF	H1	Plug (4P)	3.375	0.941	1.374	0.367	0.275	0.438	3	TiCN

● Stocked ○ Available Upon Request; MOQ May Apply ▲ Globally Stocked

Note: Other coatings are available upon request.



CONTINUED

P					M			K	N		S		H					
Steel					Stainless Steel			Cast Iron	Non-Ferrous		HRSA		Hardened Steel					
Carbon Steel			Alloy Steel	Die Steel					Aluminum		Nickel Alloy	Titanium						
Low	Medium	High							6061	Casting			Inconel	6Al4V (30 HRC)	~35 HRC	35-45 HRC	45-50 HRC	50-70 HRC
1010	1035	1065	4140	4340														
1018	1045				300	400	17-4 PH		6061	7075								
○	○	○						○	○	○								
25-80 SFM	20-50 SFM	20-45 SFM						25-75 SFM	40-80 SFM	40-65 SFM								

○ Good ⊙ Best





GENERAL PURPOSE

ABOUT OSG

DRILLING

THREADING

MILLING


HOLDERS

INDEX

List 105 (Continued)

OSG GENERAL PURPOSE-POT

SPIRAL POINT	HSS	BR	S/O	TiCN	TiN	C/4P	C/5P	0°	PACKED 1 PIECE
--------------	-----	----	-----	------	-----	------	------	----	-------------------



EDP	Thread Size	Thread Limit	Chamfer Type	Overall Length	Thread Length	Neck Length	Shank Diameter	Square Width	Square Length	Number of Flutes	Surface Treatment	
				L (Inch)	Lc (Inch)	L1 (Inch)	d (Inch)	k (Inch)	lk (Inch)			
1227600	●	1/2 - 20 UNF	H2	Plug (4P)	3.375	0.941	1.374	0.367	0.275	0.438	3	Bright
1227608	●	1/2 - 20 UNF	H2	Plug (4P)	3.375	0.941	1.374	0.367	0.275	0.438	3	TiCN
1232600	●	1/2 - 20 UNF	H3	Plug (4P)	3.375	0.941	1.374	0.367	0.275	0.438	3	Bright
1232601	●	1/2 - 20 UNF	H3	Plug (4P)	3.375	0.941	1.374	0.367	0.275	0.438	3	Steam Oxide
1232608	●	1/2 - 20 UNF	H3	Plug (4P)	3.375	0.941	1.374	0.367	0.275	0.438	3	TiCN
1232605	●	1/2 - 20 UNF	H3	Plug (4P)	3.375	0.941	1.374	0.367	0.275	0.438	3	TiN
1242600	●	1/2 - 20 UNF	H5	Plug (4P)	3.375	0.941	1.374	0.367	0.275	0.438	3	Bright
1242608	●	1/2 - 20 UNF	H5	Plug (4P)	3.375	0.941	1.374	0.367	0.275	0.438	3	TiCN
1233200	●	5/8 - 11 UNC	H3	Plug (4P)	3.813	1.091	1.563	0.480	0.360	0.563	3	Bright
1233201	●	5/8 - 11 UNC	H3	Plug (4P)	3.813	1.091	1.563	0.480	0.360	0.563	3	Steam Oxide
1233208	●	5/8 - 11 UNC	H3	Plug (4P)	3.813	1.091	1.563	0.480	0.360	0.563	3	TiCN
1233205	●	5/8 - 11 UNC	H3	Plug (4P)	3.813	1.091	1.563	0.480	0.360	0.563	3	TiN
1243200	●	5/8 - 11 UNC	H5	Plug (4P)	3.813	1.091	1.563	0.480	0.360	0.563	3	Bright
1243208	●	5/8 - 11 UNC	H5	Plug (4P)	3.813	1.091	1.563	0.480	0.360	0.563	3	TiCN
1243205	●	5/8 - 11 UNC	H5	Plug (4P)	3.813	1.091	1.563	0.480	0.360	0.563	3	TiN
1233400	●	5/8 - 18 UNF	H3	Plug (4P)	3.813	1.091	1.563	0.480	0.360	0.563	3	Bright
1233401	●	5/8 - 18 UNF	H3	Plug (4P)	3.813	1.091	1.563	0.480	0.360	0.563	3	Steam Oxide
1233408	●	5/8 - 18 UNF	H3	Plug (4P)	3.813	1.091	1.563	0.480	0.360	0.563	3	TiCN
1233405	●	5/8 - 18 UNF	H3	Plug (4P)	3.813	1.091	1.563	0.480	0.360	0.563	3	TiN
2013000	●	5/8 - 18 UNF	H5	Plug (4P)	3.813	1.091	1.563	0.480	0.360	0.563	3	Bright
2013008	●	5/8 - 18 UNF	H5	Plug (4P)	3.813	1.091	1.563	0.480	0.360	0.563	3	TiCN
2013005	●	5/8 - 18 UNF	H5	Plug (4P)	3.813	1.091	1.563	0.480	0.360	0.563	3	TiN
1233600	●	3/4 - 10 UNC	H3	Plug (4P)	4.250	1.220	1.713	0.590	0.442	0.688	3	Bright
1233601	●	3/4 - 10 UNC	H3	Plug (4P)	4.250	1.220	1.713	0.590	0.442	0.688	3	Steam Oxide
1233608	●	3/4 - 10 UNC	H3	Plug (4P)	4.250	1.220	1.713	0.590	0.442	0.688	3	TiCN
1233605	●	3/4 - 10 UNC	H3	Plug (4P)	4.250	1.220	1.713	0.590	0.442	0.688	3	TiN
1243600	●	3/4 - 10 UNC	H5	Plug (4P)	4.250	1.220	1.713	0.590	0.442	0.688	3	Bright
1243608	●	3/4 - 10 UNC	H5	Plug (4P)	4.250	1.220	1.713	0.590	0.442	0.688	3	TiCN
1243605	●	3/4 - 10 UNC	H5	Plug (4P)	4.250	1.220	1.713	0.590	0.442	0.688	3	TiN
1233800	●	3/4 - 16 UNF	H3	Plug (4P)	4.250	1.220	1.713	0.590	0.442	0.688	3	Bright
1233801	●	3/4 - 16 UNF	H3	Plug (4P)	4.250	1.220	1.713	0.590	0.442	0.688	3	Steam Oxide
1233808	●	3/4 - 16 UNF	H3	Plug (4P)	4.250	1.220	1.713	0.590	0.442	0.688	3	TiCN
2013400	●	3/4 - 16 UNF	H5	Plug (4P)	4.250	1.220	1.713	0.590	0.442	0.688	3	Bright
2013408	●	3/4 - 16 UNF	H5	Plug (4P)	4.250	1.220	1.713	0.590	0.442	0.688	3	TiCN
2013405	●	3/4 - 16 UNF	H5	Plug (4P)	4.250	1.220	1.713	0.590	0.442	0.688	3	TiN

● Stocked ○ Available Upon Request; MOQ May Apply ▲ Globally Stocked

Note: Other coatings are available upon request.



P					M			K	N		S		H			
Steel					Stainless Steel			Cast Iron	Non-Ferrous		HRSA		Hardened Steel			
Carbon Steel			Alloy Steel	Die Steel	300	400	17-4 PH		Aluminum		Nickel Alloy	Titanium	~35 HRC	35-45 HRC	45-50 HRC	50-70 HRC
Low	Medium	High							6061	Casting						
1010	1035	1065	4140	4340				6061	7075							
1018	1045															
○	○	○						○	○	○						
25-80 SFM	20-50 SFM	20-45 SFM						25-75 SFM	40-80 SFM	40-65 SFM						

○ Good ⊗ Best






List 105B

OSG GENERAL PURPOSE-POT

SPIRAL POINT	HSS	BR	S/O	C/1.5P	0°	PACKED 1 PIECE
--------------	-----	----	-----	--------	----	-------------------



EDP	Thread Size	Thread Limit	Overall Length	Thread Length	Neck Length	Shank Diameter	Square Width	Square Length	Number of Flutes	Surface Treatment	
			L (Inch)	Lc (Inch)	L1 (Inch)	d (Inch)	k (Inch)	lk (Inch)			
1200100	●	No. 0 - 80 UNF	H1	1.625	0.311	-	0.141	0.110	0.188	2	Bright
3000100	●	No. 0 - 80 UNF	H2	1.625	0.311	-	0.141	0.110	0.188	2	Bright
1205300	●	No. 1 - 64 UNC	H2	1.680	0.370	-	0.141	0.110	0.188	2	Bright
1200500	●	No. 1 - 72 UNC	H1	1.680	0.370	-	0.141	0.110	0.188	2	Bright
1205500	●	No. 1 - 72 UNC	H2	1.680	0.370	-	0.141	0.110	0.188	2	Bright
1200700	●	No. 2 - 56 UNC	H1	1.750	0.441	-	0.141	0.110	0.188	2	Bright
1205700	●	No. 2 - 56 UNC	H2	1.750	0.441	-	0.141	0.110	0.188	2	Bright
1205701	●	No. 2 - 56 UNC	H2	1.750	0.441	-	0.141	0.110	0.188	2	Steam Oxide
1206100	●	No. 3 - 48 UNC	H2	1.813	0.496	-	0.141	0.110	0.188	2	Bright
1206101	●	No. 3 - 48 UNC	H2	1.813	0.496	-	0.141	0.110	0.188	2	Steam Oxide
1206300	●	No. 3 - 56 UNF	H2	1.813	0.496	-	0.141	0.110	0.188	2	Bright
1206500	●	No. 4 - 40 UNC	H2	1.875	0.319	-	0.141	0.110	0.188	2	Bright
1206501	●	No. 4 - 40 UNC	H2	1.875	0.319	-	0.141	0.110	0.188	2	Steam Oxide
1206700	●	No. 4 - 48 UNF	H2	1.875	0.319	0.559	0.141	0.110	0.188	2	Bright
1207100	●	No. 5 - 40 UNC	H2	1.938	0.323	0.618	0.141	0.110	0.188	2	Bright
1207101	●	No. 5 - 40 UNC	H2	1.938	0.323	0.618	0.141	0.110	0.188	2	Steam Oxide
1207300	●	No. 5 - 44 UNF	H2	1.938	0.323	0.618	0.141	0.110	0.188	2	Bright
1207500	●	No. 6 - 32 UNC	H2	2.000	0.390	0.685	0.141	0.110	0.188	2	Bright
1212500	●	No. 6 - 32 UNC	H3	2.000	0.390	0.685	0.141	0.110	0.188	2	Bright
1212501	●	No. 6 - 32 UNC	H3	2.000	0.390	0.685	0.141	0.110	0.188	2	Steam Oxide
3003100	●	No. 6 - 32 UNC	H7	2.000	0.390	0.685	0.141	0.110	0.188	2	Bright
1207700	●	No. 6 - 40 UNF	H2	2.000	0.390	0.685	0.141	0.110	0.188	2	Bright
1207701	●	No. 6 - 40 UNF	H2	2.000	0.390	0.685	0.141	0.110	0.188	2	Steam Oxide
1207900	●	No. 8 - 32 UNC	H2	2.125	0.390	0.756	0.168	0.131	0.250	2	Bright
1212900	●	No. 8 - 32 UNC	H3	2.125	0.390	0.756	0.168	0.131	0.250	2	Bright
1212901	●	No. 8 - 32 UNC	H3	2.125	0.390	0.756	0.168	0.131	0.250	2	Steam Oxide
1214700	●	No. 8 - 32 UNC	H7	2.125	0.390	0.756	0.168	0.131	0.250	2	Bright
1208300	●	No. 8 - 36 UNF	H2	2.125	0.390	0.756	0.168	0.131	0.250	2	Bright
1208500	●	No. 10 - 24 UNC	H2	2.375	0.504	0.874	0.194	0.152	0.250	2	Bright
1213500	●	No. 10 - 24 UNC	H3	2.375	0.504	0.874	0.194	0.152	0.250	2	Bright
1213501	●	No. 10 - 24 UNC	H3	2.375	0.504	0.874	0.194	0.152	0.250	2	Steam Oxide
1200900	●	No. 10 - 32 UNF	H1	2.375	0.504	0.874	0.194	0.152	0.250	2	Bright
1208900	●	No. 10 - 32 UNF	H2	2.375	0.504	0.874	0.194	0.152	0.250	2	Bright
1213900	●	No. 10 - 32 UNF	H3	2.375	0.504	0.874	0.194	0.152	0.250	2	Bright
1213901	●	No. 10 - 32 UNF	H3	2.375	0.504	0.874	0.194	0.152	0.250	2	Steam Oxide
1214300	●	No. 12 - 24 UNC	H3	2.375	0.508	0.937	0.220	0.165	0.281	2	Bright
1214301	●	No. 12 - 24 UNC	H3	2.375	0.508	0.937	0.220	0.165	0.281	2	Steam Oxide
1214500	●	No. 12 - 28 UNF	H3	2.375	0.508	0.937	0.220	0.165	0.281	2	Bright
1214501	●	No. 12 - 28 UNF	H3	2.375	0.508	0.937	0.220	0.165	0.281	2	Steam Oxide
1230100	●	1/4 - 20 UNC	H3	2.500	0.638	1.008	0.255	0.191	0.313	2	Bright
1230101	●	1/4 - 20 UNC	H3	2.500	0.638	1.008	0.255	0.191	0.313	2	Steam Oxide
1225500	●	1/4 - 28 UNF	H2	2.500	0.638	1.008	0.255	0.191	0.313	2	Bright

● Stocked ○ Available Upon Request; MOQ May Apply ▲ Globally Stocked

Note: Other coatings are available upon request.



CONTINUED

P					M			K	N		S		H						
Steel					Stainless Steel			Cast Iron	Non-Ferrous		HRSA		Hardened Steel						
Carbon Steel			Alloy Steel	Die Steel					Aluminum		Nickel Alloy	Titanium							
Low	Medium	High			300	400	17-4 PH		6061	Casting			Inconel	6Al4V	~35 HRC	35-45 HRC	45-50 HRC	50-70 HRC	
1010	1035	1065	4140	4340															
1018	1045																		
○	○	○						○	○	○									
25-80 SFM	20-50 SFM	20-45 SFM						25-75 SFM	40-80 SFM	40-65 SFM									

○ Good ⊗ Best






List 105B (Continued)

OSG GENERAL PURPOSE-POT

SPIRAL POINT	HSS	BR	S/O	C/1.5P	0°	PACKED 1 PIECE
--------------	-----	----	-----	--------	----	-------------------



EDP	Thread Size	Thread Limit	Overall Length	Thread Length	Neck Length	Shank Diameter	Square Width	Square Length	Number of Flutes	Surface Treatment
			L (Inch)	Lc (Inch)	L1 (Inch)	d (Inch)	k (Inch)	lk (Inch)		
1230500	● 1/4 - 28 UNF	H3	2.500	0.638	1.008	0.255	0.191	0.313	2	Bright
1230501	● 1/4 - 28 UNF	H3	2.500	0.638	1.008	0.255	0.191	0.313	2	Steam Oxide
1230900	● 5/16 - 18 UNC	H3	2.719	0.724	1.154	0.318	0.238	0.375	2	Bright
1230901	● 5/16 - 18 UNC	H3	2.719	0.724	1.154	0.318	0.238	0.375	2	Steam Oxide
1231300	● 5/16 - 24 UNF	H3	2.719	0.724	1.154	0.318	0.238	0.375	2	Bright
1231301	● 5/16 - 24 UNF	H3	2.719	0.724	1.154	0.318	0.238	0.375	2	Steam Oxide
1236500	● 5/16 - 24 UNF	H4	2.719	0.724	1.154	0.318	0.238	0.375	2	Bright
1231700	● 3/8 - 16 UNC	H3	2.938	0.787	1.276	0.381	0.286	0.438	3	Bright
1231701	● 3/8 - 16 UNC	H3	2.938	0.787	1.276	0.381	0.286	0.438	3	Steam Oxide
1232100	● 7/16 - 14 UNC	H3	3.156	0.882	1.315	0.323	0.242	0.406	3	Bright

● Stocked ○ Available Upon Request; MOQ May Apply ▲ Globally Stocked
 Note: Other coatings are available upon request.



P					M			K	N		S		H						
Steel					Stainless Steel			Cast Iron	Non-Ferrous		HRSA		Hardened Steel						
Carbon Steel			Alloy Steel	Die Steel					Aluminum		Nickel Alloy	Titanium							
Low	Medium	High			300	400	17-4 PH	6061 7075	Casting	Inconel			6Al4V (30 HRC)	~35 HRC	35-45 HRC	45-50 HRC	50-70 HRC		
1010	1035	1065	4140	4340															
1018	1045																		
○	○	○					○	○	○										
25-80 SFM	20-50 SFM	20-45 SFM					25-75 SFM	40-80 SFM	40-65 SFM										

○ Good ⊗ Best






List 105A

OSG GENERAL PURPOSE-POT ASSEMBLY, Assembly Type Tap

SPIRAL POINT	HSS	BR	S/O	C/4.5P	0°	PACKED 1 PIECE
--------------	-----	----	-----	--------	----	-------------------



EDP	Thread Size	Thread Limit	Overall Length		Thread Length		Neck Length		Shank Diameter		Square Width		Number of Flutes	Surface Treatment
			L (Inch)	Lc (Inch)	L1 (Inch)	d (Inch)	k (Inch)	lk (Inch)						
1605400	●	No. 4 - 40 UNC	H2	1.875	0.319	0.559	0.141	0.110	0.188	2	Bright			
1605401	●	No. 4 - 40 UNC	H2	1.875	0.319	0.559	0.141	0.110	0.188	2	Steam Oxide			
1606000	●	No. 5 - 40 UNC	H2	1.938	0.323	0.618	0.141	0.110	0.188	2	Bright			
1611400	●	No. 6 - 32 UNC	H3	2.000	0.390	0.685	0.141	0.110	0.188	2	Bright			
1611401	●	No. 6 - 32 UNC	H3	2.000	0.390	0.685	0.141	0.110	0.188	2	Steam Oxide			
1611800	●	No. 8 - 32 UNC	H3	2.125	0.390	0.756	0.168	0.131	0.250	2	Bright			
1611801	●	No. 8 - 32 UNC	H3	2.125	0.390	0.756	0.168	0.131	0.250	2	Steam Oxide			
1612200	●	No. 10 - 24 UNC	H3	2.375	0.500	0.874	0.194	0.152	0.250	2	Bright			
1612201	●	No. 10 - 24 UNC	H3	2.375	0.500	0.874	0.194	0.152	0.250	2	Steam Oxide			
1612400	●	No. 10 - 32 UNF	H3	2.375	0.500	0.874	0.194	0.152	0.250	2	Bright			
1612401	●	No. 10 - 32 UNF	H3	2.375	0.500	0.874	0.194	0.152	0.250	2	Steam Oxide			
1612600	●	No. 12 - 24 UNC	H3	2.375	0.508	0.937	0.220	0.165	0.281	2	Bright			
1612601	●	No. 12 - 24 UNC	H3	2.375	0.508	0.937	0.220	0.165	0.281	2	Steam Oxide			
1630000	●	1/4 - 20 UNC	H3	2.500	0.638	1.008	0.255	0.191	0.313	2	Bright			
1630001	●	1/4 - 20 UNC	H3	2.500	0.638	1.008	0.255	0.191	0.313	2	Steam Oxide			
1630400	●	5/16 - 18 UNC	H3	2.719	0.724	1.154	0.318	0.238	0.375	2	Bright			
1630800	●	3/8 - 16 UNC	H3	2.938	0.787	1.276	0.381	0.286	0.438	3	Bright			
1631600	●	1/2 - 13 UNC	H3	3.375	0.941	1.374	0.367	0.275	0.438	3	Bright			

● Stocked ○ Available Upon Request; MOQ May Apply ▲ Globally Stocked

Note: Other coatings are available upon request.



ABOUT OSG

DRILLING

THREADING

MILLING

HOLDERS

INDEX

P					M			K	N		S		H				
Steel					Stainless Steel			Cast Iron	Non-Ferrous		HRSA		Hardened Steel				
Carbon Steel			Alloy Steel	Die Steel	Aluminum		Nickel Alloy		Titanium								
Low	Medium	High			300	400				17-4 PH	6061 7075	Casting	Inconel	6Al4V (30 HRC)	~35 HRC	35-45 HRC	45-50 HRC
○	○	○					○	○	○								
25-80 SFM	20-50 SFM	20-45 SFM					25-75 SFM	40-80 SFM	40-65 SFM								

○ Good ○ Best





GENERAL PURPOSE

ABOUT OSG

DRILLING

THREADING

MILLING


HOLDERS

INDEX

List 105+

OSG GENERAL PURPOSE-POT H7

SPIRAL POINT	HSS	BR	TiN	2 FLUTE	C/4P	C/5P	0°	PACKED 1 PIECE
--------------	-----	----	-----	---------	------	------	----	-------------------



EDP	Thread Size	Thread Limit	Chamfer Type	Overall Length	Thread Length	Neck Length	Shank Diameter	Square Width	Square Length	Surface Treatment
				L (Inch)	Lc (Inch)	L1 (Inch)	d (Inch)	k (Inch)	lk (Inch)	
2003100	● No. 4 - 40 UNC	H7	Plug (5P)	1.875	0.319	0.559	0.141	0.110	0.188	Bright
1720800	● No. 6 - 32 UNC	H7	Plug (5P)	2.000	0.390	0.685	0.141	0.110	0.188	Bright
1720805	● No. 6 - 32 UNC	H7	Plug (5P)	2.000	0.390	0.685	0.141	0.110	0.188	TiN
1721200	● No. 8 - 32 UNC	H7	Plug (4P)	2.125	0.390	0.756	0.168	0.131	0.250	Bright
1721205	● No. 8 - 32 UNC	H7	Plug (4P)	2.125	0.390	0.756	0.168	0.131	0.250	TiN
1721600	● No. 10 - 24 UNC	H7	Plug (4P)	2.375	0.504	0.874	0.194	0.152	0.250	Bright
1721800	● No. 10 - 32 UNF	H7	Plug (4P)	2.375	0.504	0.874	0.194	0.152	0.250	Bright
1721805	● No. 10 - 32 UNF	H7	Plug (4P)	2.375	0.504	0.874	0.194	0.152	0.250	TiN

● Stocked ○ Available Upon Request; MOQ May Apply ▲ Globally Stocked

Note: Other coatings are available upon request.



P					M			K	N		S		H				
Steel					Stainless Steel			Cast Iron	Non-Ferrous		HRSA		Hardened Steel				
Carbon Steel			Alloy Steel	Die Steel					Aluminum		Nickel Alloy	Titanium					
Low	Medium	High			300	400	17-4 PH		6061 7075	Casting			Inconel	6Al4V (30 HRC)	~35 HRC	35-45 HRC	45-50 HRC
○	○	○					○	○	○								
25-80 SFM	20-50 SFM	20-45 SFM					25-75 SFM	40-80 SFM	40-65 SFM								

○ Good ⊗ Best






List 105H

OSG GENERAL PURPOSE-POT +.005 OVERSIZE

SPIRAL POINT	HSS	BR	S/O	TiCN	C/4.5P	0°	PACKED 1 PIECE
--------------	-----	----	-----	------	--------	----	-------------------



EDP	Thread Size	Class of Fit	Overall Length	Thread Length	Neck Length	Shank Diameter	Square Width	Square Length	Number of Flutes	Surface Treatment	
			L (Inch)	Lc (Inch)	L1 (Inch)	d (Inch)	k (Inch)	lk (Inch)			
1592000	●	No. 6 - 32 UNC	2B +0.005"	2.000	0.390	0.685	0.141	0.110	0.188	2	Bright
1592001	●	No. 6 - 32 UNC	2B +0.005"	2.000	0.390	0.685	0.141	0.110	0.188	2	Steam Oxide
1592008	●	No. 6 - 32 UNC	2B +0.005"	2.000	0.390	0.685	0.141	0.110	0.188	2	TiCN
1592800	●	No. 8 - 32 UNC	2B +0.005"	2.000	0.390	0.756	0.168	0.131	0.250	2	Bright
1592801	●	No. 8 - 32 UNC	2B +0.005"	2.000	0.390	0.756	0.168	0.131	0.250	2	Steam Oxide
1592808	●	No. 8 - 32 UNC	2B +0.005"	2.000	0.390	0.756	0.168	0.131	0.250	2	TiCN
1593400	●	No. 10 - 24 UNC	2B +0.005"	2.375	0.504	0.874	0.194	0.152	0.250	2	Bright
1593401	●	No. 10 - 24 UNC	2B +0.005"	2.375	0.504	0.874	0.194	0.152	0.250	2	Steam Oxide
1593408	●	No. 10 - 24 UNC	2B +0.005"	2.375	0.504	0.874	0.194	0.152	0.250	2	TiCN
1593600	●	No. 10 - 32 UNF	2B +0.005"	2.375	0.504	0.874	0.194	0.152	0.250	2	Bright
1593601	●	No. 10 - 32 UNF	2B +0.005"	2.375	0.504	0.874	0.194	0.152	0.250	2	Steam Oxide
1593608	●	No. 10 - 32 UNF	2B +0.005"	2.375	0.504	0.874	0.194	0.152	0.250	2	TiCN
1590000	●	1/4 - 20 UNC	2B +0.005"	2.500	0.638	1.008	0.255	0.191	0.313	2	Bright
1590001	●	1/4 - 20 UNC	2B +0.005"	2.500	0.638	1.008	0.255	0.191	0.313	2	Steam Oxide
1590008	●	1/4 - 20 UNC	2B +0.005"	2.500	0.638	1.008	0.255	0.191	0.313	2	TiCN
1590200	●	1/4 - 28 UNF	2B +0.005"	2.500	0.638	1.008	0.255	0.191	0.313	2	Bright
1590201	●	1/4 - 28 UNF	2B +0.005"	2.500	0.638	1.008	0.255	0.191	0.313	2	Steam Oxide
1590208	●	1/4 - 28 UNF	2B +0.005"	2.500	0.638	1.008	0.255	0.191	0.313	2	TiCN
1590800	●	5/16 - 18 UNC	2B +0.005"	2.719	0.724	1.154	0.318	0.238	0.375	2	Bright
1590801	●	5/16 - 18 UNC	2B +0.005"	2.719	0.724	1.154	0.318	0.238	0.375	2	Steam Oxide
1590808	●	5/16 - 18 UNC	2B +0.005"	2.719	0.724	1.154	0.318	0.238	0.375	2	TiCN
1591200	●	5/16 - 24 UNF	2B +0.005"	2.719	0.724	1.154	0.318	0.238	0.375	2	Bright
1591208	●	5/16 - 24 UNF	2B +0.005"	2.719	0.724	1.154	0.318	0.238	0.375	2	TiCN
1591600	●	3/8 - 16 UNC	2B +0.005"	2.938	0.787	1.276	0.381	0.286	0.438	3	Bright
1591601	●	3/8 - 16 UNC	2B +0.005"	2.938	0.787	1.276	0.381	0.286	0.438	3	Steam Oxide
1591608	●	3/8 - 16 UNC	2B +0.005"	2.938	0.787	1.276	0.381	0.286	0.438	3	TiCN
1591800	●	3/8 - 24 UNF	2B +0.005"	2.938	0.787	1.276	0.381	0.286	0.438	3	Bright
1591801	●	3/8 - 24 UNF	2B +0.005"	2.938	0.787	1.276	0.381	0.286	0.438	3	Steam Oxide
1591808	●	3/8 - 24 UNF	2B +0.005"	2.938	0.787	1.276	0.381	0.286	0.438	3	TiCN
1594000	●	7/16 - 14 UNC	2B +0.005"	3.156	0.882	1.315	0.323	0.242	0.406	3	Bright
1594001	●	7/16 - 14 UNC	2B +0.005"	3.156	0.882	1.315	0.323	0.242	0.406	3	Steam Oxide
1594008	●	7/16 - 14 UNC	2B +0.005"	3.156	0.882	1.315	0.323	0.242	0.406	3	TiCN
1594200	●	7/16 - 20 UNF	2B +0.005"	3.156	0.882	1.315	0.323	0.242	0.406	3	Bright
1594201	●	7/16 - 20 UNF	2B +0.005"	3.156	0.882	1.315	0.323	0.242	0.406	3	Steam Oxide
1594208	●	7/16 - 20 UNF	2B +0.005"	3.156	0.882	1.315	0.323	0.242	0.406	3	TiCN
1592400	●	1/2 - 13 UNC	2B +0.005"	3.375	0.941	1.374	0.367	0.275	0.438	3	Bright
1592401	●	1/2 - 13 UNC	2B +0.005"	3.375	0.941	1.374	0.367	0.275	0.438	3	Steam Oxide
1592408	●	1/2 - 13 UNC	2B +0.005"	3.375	0.941	1.374	0.367	0.275	0.438	3	TiCN
1592600	●	1/2 - 20 UNF	2B +0.005"	3.375	0.941	1.374	0.367	0.275	0.438	3	Bright
1592601	●	1/2 - 20 UNF	2B +0.005"	3.375	0.941	1.374	0.367	0.275	0.438	3	Steam Oxide
1592608	●	1/2 - 20 UNF	2B +0.005"	3.375	0.941	1.374	0.367	0.275	0.438	3	TiCN
1593200	●	5/8 - 11 UNC	2B +0.005"	3.813	1.091	1.563	0.480	0.360	0.563	3	Bright

● Stocked ○ Available Upon Request; MOQ May Apply ▲ Globally Stocked

Note: Other coatings are available upon request.



CONTINUED ➔

P					M			K	N		S		H			
Steel					Stainless Steel			Cast Iron	Non-Ferrous		HRSA		Hardened Steel			
Carbon Steel			Alloy Steel	Die Steel	300	400	17-4 PH		Aluminum		Nickel Alloy	Titanium	~35 HRC	35-45 HRC	45-50 HRC	50-70 HRC
Low	Medium	High							6061	Casting						
1010	1018	1035	1045	1065	4140	4340		6061	7075							
○	○	○						○	○							
25-80 SFM	20-50 SFM	20-45 SFM						25-75 SFM	40-80 SFM	40-65 SFM						

○ Good ⊗ Best






List 105H (Continued)

OSG GENERAL PURPOSE-POT, +0.005" Oversize

SPIRAL POINT	HSS	BR	S/O	TiCN	C/4.5P	0°	PACKED 1 PIECE
--------------	-----	----	-----	------	--------	----	-------------------



EDP	●	Thread Size	Class of Fit	Overall Length	Thread Length	Neck Length	Shank Diameter	Square Width	Square Length	Number of Flutes	Surface Treatment
				L (Inch)	Lc (Inch)	L1 (Inch)	d (Inch)	k (Inch)	lk (Inch)		
1593201	●	5/8 - 11 UNC	2B +0.005"	3.813	1.091	1.563	0.480	0.360	0.563	3	Steam Oxide
1593208	●	5/8 - 11 UNC	2B +0.005"	3.813	1.091	1.563	0.480	0.360	0.563	3	TiCN
1593800	●	3/4 - 10 UNF	2B +0.005"	4.250	1.220	1.713	0.590	0.442	0.688	3	Bright
1593801	●	3/4 - 10 UNF	2B +0.005"	4.250	1.220	1.713	0.590	0.442	0.688	3	Steam Oxide
1593808	●	3/4 - 10 UNF	2B +0.005"	4.250	1.220	1.713	0.590	0.442	0.688	3	TiCN

● Stocked ○ Available Upon Request; MOQ May Apply ▲ Globally Stocked
 Note: Other coatings are available upon request.



P					M			K	N		S		H						
Steel					Stainless Steel			Cast Iron	Non-Ferrous		HRSA		Hardened Steel						
Carbon Steel			Alloy Steel	Die Steel					Aluminum		Nickel Alloy	Titanium							
Low	Medium	High			300	400	17-4 PH		6061 7075	Casting			Inconel	6Al4V (30 HRC)	~35 HRC	35-45 HRC	45-50 HRC	50-70 HRC	
1010	1035	1065	4140	4340															
○	○	○					○	○	○										
25-80 SFM	20-50 SFM	20-45 SFM					25-75 SFM	40-80 SFM	40-65 SFM										

○ Good ⊙ Best






List 142H

OSG GENERAL PURPOSE-POT, +0.005" Oversize

SPIRAL POINT	HSS	BR	C/4P	0°	PACKED 1 PIECE
--------------	-----	----	------	----	-------------------



EDP	Thread Size	Class of Fit	Overall Length	Thread Length	Neck Length	Shank Diameter	Square Width	Square Length	Number of Flutes
			L (mm)	Lc (mm)	L1 (mm)	d (mm)	k (mm)	lk (mm)	
1101200100	M4 x 0.7	6H +0.005"	54.00	10.20	19.30	4.27	3.33	6.35	2
1101200300	M5 x 0.8	6H +0.005"	60.30	13.20	22.40	4.93	3.86	6.35	2
1101200500	M6 x 1	6H +0.005"	63.50	16.50	25.70	6.48	4.85	7.94	2
1101200700	M8 x 1.25	6H +0.005"	69.10	18.00	28.70	8.08	6.05	9.53	3
1101200900	M10 x 1.5	6H +0.005"	74.60	20.40	32.60	9.68	7.26	11.11	3
1101201100	M12 x 1.75	6H +0.005"	85.70	24.40	34.80	9.32	6.99	11.11	3

● Stocked ○ Available Upon Request; MOQ May Apply ▲ Globally Stocked
 Note: Other coatings are available upon request.



ABOUT OSG

DRILLING

THREADING

MILLING

HOLDERS

INDEX

P					M			K	N		S		H				
Steel					Stainless Steel			Cast Iron	Non-Ferrous		HRSA		Hardened Steel				
Carbon Steel			Alloy Steel	Die Steel					Aluminum		Nickel Alloy	Titanium					
Low	Medium	High			300	400	17-4 PH		6061 7075	Casting			Inconel	6Al4V (30 HRC)	~35 HRC	35-45 HRC	45-50 HRC
○	○	○					○	○	○								
25-80 SFM	20-50 SFM	20-45 SFM					25-75 SFM	40-80 SFM	40-65 SFM								


○ Good ⊗ Best





List 142

OSG GENERAL PURPOSE-POT



EDP	Thread Size	Thread Limit	Overall Length	Thread Length	Neck Length	Shank Diameter	Square Width	Square Length	Number of Flutes	Surface Treatment
			L (mm)	Lc (mm)	L1 (mm)	d (mm)	k (mm)	lk (mm)		
1981500	M1.6 x 0.35	D3	41.30	7.90	-	3.58	2.79	4.76	2	Bright
1982000	M2 x 0.4	D3	44.50	11.10	-	3.58	2.79	4.76	2	Bright
1982001	M2 x 0.4	D3	44.50	11.10	-	3.58	2.79	4.76	2	Steam Oxide
1982100	M2.5 x 0.45	D3	46.00	12.80	-	3.58	2.79	4.76	2	Bright
1982101	M2.5 x 0.45	D3	46.00	12.80	-	3.58	2.79	4.76	2	Steam Oxide
1980100	M3 x 0.5	D3	49.20	8.30	15.80	3.58	2.79	4.76	2	Bright
1980101	M3 x 0.5	D3	49.20	8.30	15.80	3.58	2.79	4.76	2	Steam Oxide
1980108	M3 x 0.5	D3	49.20	8.30	15.80	3.58	2.79	4.76	2	TiCN
1980105	M3 x 0.5	D3	49.20	8.30	15.80	3.58	2.79	4.76	2	TiN
1982200	M3.5 x 0.6	D4	50.80	10.00	17.50	3.58	2.79	4.76	2	Bright
1982201	M3.5 x 0.6	D4	50.80	10.00	17.50	3.58	2.79	4.76	2	Steam Oxide
1980400	M4 x 0.7	D4	54.00	10.00	19.30	4.27	3.33	6.35	2	Bright
1980401	M4 x 0.7	D4	54.00	10.00	19.30	4.27	3.33	6.35	2	Steam Oxide
1980408	M4 x 0.7	D4	54.00	10.00	19.30	4.27	3.33	6.35	2	TiCN
1980405	M4 x 0.7	D4	54.00	10.00	19.30	4.27	3.33	6.35	2	TiN
1982300	M4.5 x 0.75	D4	60.30	12.80	22.20	4.93	3.86	6.35	2	Bright
1982301	M4.5 x 0.75	D4	60.30	12.80	22.20	4.93	3.86	6.35	2	Steam Oxide
1980700	M5 x 0.8	D4	60.30	13.00	22.40	4.93	3.86	6.35	2	Bright
1980701	M5 x 0.8	D4	60.30	13.00	22.40	4.93	3.86	6.35	2	Steam Oxide
1980705	M5 x 0.8	D4	60.30	13.00	22.40	4.93	3.86	6.35	2	TiN
1981000	M6 x 1	D5	63.50	16.30	25.70	6.48	4.85	7.94	2	Bright
1981001	M6 x 1	D5	63.50	16.30	25.70	6.48	4.85	7.94	2	Steam Oxide
1981008	M6 x 1	D5	63.50	16.30	25.70	6.48	4.85	7.94	2	TiCN
1981005	M6 x 1	D5	63.50	16.30	25.70	6.48	4.85	7.94	2	TiN
1982400	M7 x 1	D5	69.10	17.90	28.70	8.08	6.05	9.53	2	Bright
1982401	M7 x 1	D5	69.10	17.90	28.70	8.08	6.05	9.53	2	Steam Oxide
1982500	M8 x 1	D5	69.10	18.00	28.80	8.08	6.05	9.53	3	Bright
1982501	M8 x 1	D5	69.10	18.00	28.80	8.08	6.05	9.53	3	Steam Oxide
1981300	M8 x 1.25	D5	69.10	18.00	28.80	8.08	6.05	9.53	2	Bright
1981301	M8 x 1.25	D5	69.10	18.00	28.80	8.08	6.05	9.53	2	Steam Oxide
1981308	M8 x 1.25	D5	69.10	18.00	28.80	8.08	6.05	9.53	2	TiCN
1981305	M8 x 1.25	D5	69.10	18.00	28.80	8.08	6.05	9.53	2	TiN
1981400	M8 x 1.25	D5	69.10	18.00	28.80	8.08	6.05	9.53	3	Bright
1981401	M8 x 1.25	D5	69.10	18.00	28.80	8.08	6.05	9.53	3	Steam Oxide
1982600	M10 x 1	D5	74.60	19.80	32.20	9.68	7.26	11.11	3	Bright
1982601	M10 x 1	D5	74.60	19.80	32.20	9.68	7.26	11.11	3	Steam Oxide
1982700	M10 x 1.25	D5	74.60	19.80	32.20	9.68	7.26	11.11	3	Bright
1982701	M10 x 1.25	D5	74.60	19.80	32.20	9.68	7.26	11.11	3	Steam Oxide
1981600	M10 x 1.5	D6	74.60	19.80	32.20	9.68	7.26	11.11	3	Bright
1981601	M10 x 1.5	D6	74.60	19.80	32.20	9.68	7.26	11.11	3	Steam Oxide
1981608	M10 x 1.5	D6	74.60	19.80	32.20	9.68	7.26	11.11	3	TiCN
1981605	M10 x 1.5	D6	74.60	19.80	32.20	9.68	7.26	11.11	3	TiN
1982800	M12 x 1.25	D5	85.70	23.90	34.90	9.32	6.99	11.11	3	Bright
1982801	M12 x 1.25	D5	85.70	23.90	34.90	9.32	6.99	11.11	3	Steam Oxide
1982900	M12 x 1.5	D6	85.70	23.90	34.90	9.32	6.99	11.11	3	Bright
1981900	M12 x 1.75	D6	85.70	23.90	34.90	9.32	6.99	11.11	3	Bright
1981901	M12 x 1.75	D6	85.70	23.90	34.90	9.32	6.99	11.11	3	Steam Oxide
1981908	M12 x 1.75	D6	85.70	23.90	34.90	9.32	6.99	11.11	3	TiCN
1981905	M12 x 1.75	D6	85.70	23.90	34.90	9.32	6.99	11.11	3	TiN
1983000	M14 x 1.25	D5	91.30	25.40	37.40	10.90	8.18	12.70	3	Bright
1983001	M14 x 1.25	D5	91.30	25.40	37.40	10.90	8.18	12.70	3	Steam Oxide
1983800	M14 x 1.5	D6	91.30	25.40	37.40	10.90	8.18	12.70	3	Bright
1983100	M14 x 2	D7	91.30	25.40	37.40	10.90	8.18	12.70	3	Bright

● Stocked ○ Available Upon Request; MOQ May Apply ▲ Globally Stocked

Note: Other coatings are available upon request.





List 142 (Continued)

OSG GENERAL PURPOSE-POT

SPIRAL POINT	HSS	BR	S/O	TiCN	TiN	C/4P	0°	PACKED 1 PIECE
--------------	-----	----	-----	------	-----	------	----	-------------------

EDP		Thread Size	Thread Limit	Overall Length	Thread Length	Neck Length	Shank Diameter	Square Width	Square Length	Number of Flutes	Surface Treatment
				L (mm)	Lc (mm)	L1 (mm)	d (mm)	k (mm)	lk (mm)		
1983101	●	M14 x 2	D7	91.30	25.40	37.40	10.90	8.18	12.70	3	Steam Oxide
1983200	●	M16 x 1.5	D6	96.80	27.70	39.70	12.19	9.14	14.29	3	Bright
1983201	●	M16 x 1.5	D6	96.80	27.70	39.70	12.19	9.14	14.29	3	Steam Oxide
1983300	●	M16 x 2	D7	96.80	27.70	39.70	12.19	9.14	14.29	3	Bright
1983400	●	M18 x 1.5	D6	102.40	27.70	40.70	13.77	10.31	15.88	3	Bright
1983401	●	M18 x 1.5	D6	102.40	27.70	40.70	13.77	10.31	15.88	3	Steam Oxide
1983500	●	M18 x 2.5	D7	102.40	27.70	40.70	13.77	10.31	15.88	3	Bright
1983600	●	M20 x 1.5	D6	113.50	31.00	45.00	16.56	12.42	17.46	3	Bright
1983700	●	M20 x 2.5	D7	113.50	31.00	45.00	16.56	12.42	17.46	3	Bright
1983900	●	M20 x 2.5	D7	113.50	31.00	45.00	16.56	12.42	17.46	4	Bright

● Stocked ○ Available Upon Request; MOQ May Apply ▲ Globally Stocked

Note: Other coatings are available upon request.



ABOUT OSG

DRILLING

THREADING

MILLING

HOLDERS

INDEX

P					M			K	N		S		H					
Steel					Stainless Steel			Cast Iron	Non-Ferrous		HRSA		Hardened Steel					
Carbon Steel			Alloy Steel	Die Steel	Aluminum		Nickel Alloy		Titanium									
Low	Medium	High			6061	7075				Casting	Inconel	6Al4V (30 HRC)	~35 HRC	35-45 HRC	45-50 HRC	50-70 HRC		
1010	1035	1045	1065	4140	4340													
○	○	○					○	○	○									
25-80 SFM	20-50 SFM	20-45 SFM					25-75 SFM	40-80 SFM	40-65 SFM									

○ Good ⊙ Best





GENERAL PURPOSE

ABOUT OSG

DRILLING

THREADING

MILLING


HOLDERS

INDEX

List 122

OSG EX-POT, JIS

SPIRAL POINT	HSSE	BR	S/O	3 FLUTE	C/SP	0°	PACKED 1 PIECE
--------------	------	----	-----	---------	------	----	-------------------



EDP	Thread Size	Thread Limit	Overall Length	Thread Length	Neck Length	Shank Diameter	Square Width	Square Length	Surface Treatment	
			L (mm)	Lc (mm)	L1 (mm)	d (mm)	k (mm)	lk (mm)		
15368	●	M3 x 0.5	OH2	46.00	11.00	19.00	4.00	3.20	6.00	Bright
16710	●	M3 x 0.5	OH2	46.00	11.00	19.00	4.00	3.20	6.00	Steam Oxide
15386	●	M4 x 0.7	OH2	52.00	13.00	21.00	5.00	4.00	7.00	Bright
16714	●	M4 x 0.7	OH2	52.00	13.00	21.00	5.00	4.00	7.00	Steam Oxide
15401	●	M5 x 0.8	OH2	60.00	15.90	23.90	5.50	4.50	7.00	Bright
15413	●	M6 x 1	OH2	62.00	19.00	29.00	6.00	4.50	7.00	Bright
16722	●	M6 x 1	OH2	62.00	19.00	29.00	6.00	4.50	7.00	Steam Oxide
15431	●	M8 x 1.25	OH2	70.00	22.00	37.00	6.20	5.00	8.00	Bright
16728	●	M8 x 1.25	OH2	70.00	22.00	37.00	6.20	5.00	8.00	Steam Oxide
15460	●	M10 x 1.25	OH2	75.00	24.00	41.00	7.00	5.50	8.00	Bright
15456	●	M10 x 1.5	OH2	75.00	24.00	41.00	7.00	5.50	8.00	Bright
16734	●	M10 x 1.5	OH2	75.00	24.00	41.00	7.00	5.50	8.00	Steam Oxide
15483	●	M12 x 1.5	OH2	82.00	29.00	48.00	8.50	6.50	9.00	Bright
15480	●	M12 x 1.75	OH2	82.00	29.00	48.00	8.50	6.50	9.00	Bright
15512	●	M14 x 1.5	OH2	88.00	30.00	48.00	10.50	8.00	11.00	Bright
15509	●	M14 x 2	OH2	88.00	30.00	48.00	10.50	8.00	11.00	Bright
15560	●	M16 x 1.5	OH2	95.00	32.00	52.00	12.50	10.00	13.00	Bright
15557	●	M16 x 2	OH2	95.00	32.00	52.00	12.50	10.00	13.00	Bright
15601	●	M18 x 1.5	OH2	100.00	37.00	55.00	14.00	11.00	14.00	Bright
15593	●	M18 x 2.5	OH2	100.00	37.00	55.00	14.00	11.00	14.00	Bright
15637	●	M20 x 1.5	OH2	105.00	37.00	58.00	15.00	12.00	15.00	Bright
15629	●	M20 x 2.5	OH2	105.00	37.00	58.00	15.00	12.00	15.00	Bright
15645	●	M22 x 2.5	OH2	115.00	38.00	63.00	17.00	13.00	16.00	Bright
15673	●	M24 x 3	OH2	120.00	45.00	66.00	19.00	15.00	18.00	Bright

● Stocked ○ Available Upon Request; MOQ May Apply ▲ Globally Stocked
 Note: Other coatings are available upon request.



P					M			K	N		S		H						
Steel					Stainless Steel			Cast Iron	Non-Ferrous		HRSA		Hardened Steel						
Carbon Steel			Alloy Steel	Die Steel					Aluminum		Nickel Alloy	Titanium							
Low	Medium	High			300	400	17-4 PH		6061	Casting			Inconel	6Al4V (30 HRC)	~35 HRC	35-45 HRC	45-50 HRC	50-70 HRC	
1010	1035	1065	4140	4340															
1018	1045								6061	7075									
○	○	○						○	○	○									
25-80 SFM	20-50 SFM	20-45 SFM						25-75 SFM	40-80 SFM	40-65 SFM									

○ Good ⊗ Best

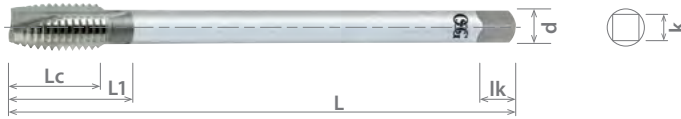




List 917

OSG GENERAL PURPOSE-LS-POT, Long Shank

SPIRAL POINT
 HSS
 BR
 S/O
 C/4P
 0°
 PACKED 1 PIECE



EDP	Thread Size	Thread Limit	Overall Length	Thread Length	Neck Length	Shank Diameter	Square Width	Square Length	Number of Flutes	Surface Treatment
			L (Inch)	Lc (Inch)	L1 (Inch)	d (Inch)	k (Inch)	lk (Inch)		
1294000	● No. 4 - 40 UNC	H2	4.000	0.319	0.559	0.141	0.110	0.188	2	Bright
1294100	● No. 6 - 32 UNC	H3	4.000	0.390	0.685	0.141	0.110	0.188	2	Bright
1294200	● No. 6 - 32 UNC	H3	6.000	0.390	0.685	0.141	0.110	0.188	2	Bright
1294201	● No. 6 - 32 UNC	H3	6.000	0.390	0.685	0.141	0.110	0.188	2	Steam Oxide
1294300	● No. 8 - 32 UNC	H3	4.000	0.390	0.756	0.168	0.131	0.250	2	Bright
1294400	● No. 8 - 32 UNC	H3	6.000	0.390	0.756	0.168	0.131	0.250	2	Bright
1294301	● No. 8 - 32 UNC	H3	4.000	0.390	0.756	0.168	0.131	0.250	2	Steam Oxide
1294401	● No. 8 - 32 UNC	H3	6.000	0.390	0.756	0.168	0.131	0.250	2	Steam Oxide
1294500	● No. 10 - 24 UNC	H3	4.000	0.516	0.886	0.194	0.152	0.250	2	Bright
1294600	● No. 10 - 24 UNC	H3	6.000	0.516	0.886	0.194	0.152	0.250	2	Bright
1294501	● No. 10 - 24 UNC	H3	4.000	0.516	0.886	0.194	0.152	0.250	2	Steam Oxide
1294601	● No. 10 - 24 UNC	H3	6.000	0.516	0.886	0.194	0.152	0.250	2	Steam Oxide
1294700	● No. 10 - 32 UNF	H3	4.000	0.516	0.886	0.194	0.152	0.250	2	Bright
1294800	● No. 10 - 32 UNF	H3	6.000	0.516	0.886	0.194	0.152	0.250	2	Bright
1294701	● No. 10 - 32 UNF	H3	4.000	0.516	0.886	0.194	0.152	0.250	2	Steam Oxide
1294801	● No. 10 - 32 UNF	H3	6.000	0.516	0.886	0.194	0.152	0.250	2	Steam Oxide
1294900	● 1/4 - 20 UNC	H3	4.000	0.638	1.008	0.255	0.191	0.313	2	Bright
1295000	● 1/4 - 20 UNC	H3	6.000	0.638	1.008	0.255	0.191	0.313	2	Bright
1294901	● 1/4 - 20 UNC	H3	4.000	0.638	1.008	0.255	0.191	0.313	2	Steam Oxide
1295001	● 1/4 - 20 UNC	H3	6.000	0.638	1.008	0.255	0.191	0.313	2	Steam Oxide
1295100	● 1/4 - 28 UNF	H3	6.000	0.638	1.008	0.255	0.191	0.313	2	Bright
1293901	● 1/4 - 28 UNF	H3	4.000	0.638	1.008	0.255	0.191	0.313	2	Steam Oxide
1295101	● 1/4 - 28 UNF	H3	6.000	0.638	1.008	0.255	0.191	0.313	2	Steam Oxide
1295200	● 5/16 - 18 UNC	H3	6.000	0.724	1.154	0.318	0.238	0.375	2	Bright
2103000	● 5/16 - 18 UNC	H3	4.000	0.724	1.154	0.318	0.238	0.375	2	Bright
1293501	● 5/16 - 18 UNC	H3	4.000	0.724	1.154	0.318	0.238	0.375	3	Steam Oxide
1293701	● 5/16 - 18 UNC	H3	6.000	0.724	1.154	0.318	0.238	0.375	3	Steam Oxide
2103600	● 5/16 - 24 UNF	H3	6.000	0.724	1.154	0.318	0.238	0.375	2	Bright
1293301	● 5/16 - 24 UNF	H3	6.000	0.724	1.154	0.318	0.238	0.375	3	Steam Oxide
1295701	● 5/16 - 24 UNF	H3	4.000	0.724	1.154	0.318	0.238	0.375	3	Steam Oxide
1295300	● 3/8 - 16 UNC	H3	6.000	0.787	1.276	0.381	0.286	0.438	3	Bright
2103800	● 3/8 - 16 UNC	H3	4.000	0.787	1.276	0.381	0.286	0.438	3	Bright
1295301	● 3/8 - 16 UNC	H3	6.000	0.787	1.276	0.381	0.286	0.438	3	Steam Oxide
2103801	● 3/8 - 16 UNC	H3	4.000	0.787	1.276	0.381	0.286	0.438	3	Steam Oxide
2104400	● 3/8 - 24 UNF	H3	6.000	0.787	1.276	0.381	0.286	0.438	3	Bright
1295801	● 3/8 - 24 UNF	H3	4.000	0.787	1.276	0.381	0.286	0.438	3	Steam Oxide
2104401	● 3/8 - 24 UNF	H3	6.000	0.787	1.276	0.381	0.286	0.438	3	Steam Oxide
1295400	● 7/16 - 14 UNC	H3	6.000	0.882	1.315	0.323	0.242	0.406	3	Bright
1295401	● 7/16 - 14 UNC	H3	6.000	0.882	1.315	0.323	0.242	0.406	3	Steam Oxide
2105200	● 7/16 - 20 UNF	H3	6.000	0.882	1.315	0.323	0.242	0.406	3	Bright
1295500	● 1/2 - 13 UNC	H3	6.000	0.941	1.374	0.367	0.275	0.438	3	Bright
1295501	● 1/2 - 13 UNC	H3	6.000	0.941	1.374	0.367	0.275	0.438	3	Steam Oxide
1299401	● 1/2 - 13 UNC	H3	4.000	0.941	1.374	0.367	0.275	0.438	3	Steam Oxide
2106000	● 1/2 - 20 UNF	H3	6.000	0.941	1.374	0.367	0.275	0.438	3	Bright
1295600	● 5/8 - 11 UNC	H3	6.000	1.091	1.563	0.480	0.360	0.563	3	Bright

● Stocked ○ Available Upon Request; MOQ May Apply ▲ Globally Stocked

Note: Other coatings are available upon request.



P					M			K	N		S		H			
Steel					Stainless Steel			Cast Iron	Non-Ferrous		HRSA		Hardened Steel			
Carbon Steel			Alloy Steel	Die Steel					Aluminum		Nickel Alloy	Titanium				
Low	Medium	High							6061	Casting			Inconel	6Al4V	~35 HRC	35-45 HRC
1010	1035	1065	4140		4340	300	400	17-4 PH	6061	7075	Casting	Inconel	6Al4V (30 HRC)	~35 HRC	35-45 HRC	45-50 HRC
○	○	○						○	○	○						
25-80 SFM	20-50 SFM	20-45 SFM						25-75 SFM	40-80 SFM	40-65 SFM						

○ Good ⊗ Best





GENERAL PURPOSE LS

ABOUT OSG

DRILLING

THREADING

MILLING

HOLDERS

INDEX

List 11118

OSG GENERAL PURPOSE-LS-POT, Extended Length

SPIRAL POINT	HSS	S/O	C/4P	0°	PACKED 1 PIECE
--------------	-----	-----	------	----	-------------------



EDP		Thread Size	Thread Limit	Overall Length	Thread Length	Neck Length	Shank Diameter	Square Width	Square Length	Number of Flutes
				L (mm)	Lc (mm)	L1 (mm)	d (mm)	k (mm)	lk (mm)	
1111800201	●	M4 x 0.7	D4	101.60	10.00	19.30	4.27	3.33	6.35	2
1111800301	●	M4 x 0.7	D4	152.40	10.00	19.30	4.27	3.33	6.35	2
1111800401	●	M5 x 0.8	D4	101.60	13.00	22.40	4.93	3.86	6.35	2
1111800501	●	M5 x 0.8	D4	152.40	13.00	22.40	4.93	3.86	6.35	2
1111800601	●	M6 x 1	D5	101.60	16.30	26.00	6.48	4.85	7.94	2
1111800701	●	M6 x 1	D5	152.40	16.30	26.00	6.48	4.85	7.94	2
1111800801	●	M8 x 1.25	D5	101.60	18.00	29.80	8.08	6.05	9.53	3
1111800901	●	M8 x 1.25	D5	152.40	18.00	29.80	8.08	6.05	9.53	3
1111801001	●	M10 x 1.5	D6	101.60	20.10	32.50	9.68	7.26	11.11	3
1111801101	●	M10 x 1.5	D6	152.40	20.10	32.50	9.68	7.26	11.11	3
1111801201	●	M12 x 1.75	D6	101.60	23.90	34.90	9.32	6.99	11.11	3
1111801301	●	M12 x 1.75	D6	152.40	23.90	34.90	9.32	6.99	11.11	3

● Stocked ○ Available Upon Request; MOQ May Apply ▲ Globally Stocked
 Note: Other coatings are available upon request.



P					M			K	N		S		H						
Steel					Stainless Steel			Cast Iron	Non-Ferrous		HRSA		Hardened Steel						
Carbon Steel			Alloy Steel	Die Steel					Aluminum		Nickel Alloy	Titanium							
Low	Medium	High			300	400	17-4 PH		6061 7075	Casting			Inconel	6Al4V (30 HRC)	~35 HRC	35-45 HRC	45-50 HRC	50-70 HRC	
1010	1035	1065	4140	4340															
1018	1045	1065	4340																
○	○	○						○	○	○									
25-80 SFM	20-50 SFM	20-45 SFM						25-75 SFM	40-80 SFM	40-65 SFM									

○ Good ⊙ Best





List S111

Plug (3.5P-4.5P)

SPIRAL POINT	HSS	BR	2 FLUTE	C/4P	0°	PACKED 1 PIECE
--------------	-----	----	---------	------	----	-------------------



EDP		Thread Size	Thread Limit	Overall Length	Thread Length	Neck Length	Shank Diameter	Square Width	Square Length
				L (Inch)	Lc (Inch)	L1 (Inch)	d (Inch)	k (Inch)	lk (Inch)
1050000	●	No. 00 - 90 NS	H1	1.728	0.280	0.339	0.141	0.110	0.188
1320000	●	No. 00 - 90 NS	H2	1.728	0.280	0.339	0.141	0.110	0.188
1080000	●	No. 00 - 96 NS	H1	1.728	0.280	0.339	0.141	0.110	0.188
2056000	●	No. 00 - 96 NS	H2	1.728	0.280	0.339	0.141	0.110	0.188

● Stocked ○ Available Upon Request; MOQ May Apply ▲ Globally Stocked
 Note: Other coatings are available upon request.



ABOUT OSG

DRILLING

THREADING

MILLING

HOLDERS

INDEX

Suggested Hole Size Limits for Different Lengths of Engagement

Tap Size	Basic O.D.	Basic P.D.	Depth of Thread Hole					
			Up to 1/3D		1/3 to 1/2D		1/2 to 3D	
			Min.	Max.	Min.	Max.	Min.	Max.
00-90	0.047	0.0398	0.0373	0.0385	0.0380	0.0392	0.0388	0.0400
00-96	0.047	0.0402	0.0379	0.0393	0.0388	0.0406	0.0397	0.0415

P					M			K	N		S		H			
Steel					Stainless Steel			Cast Iron	Non-Ferrous		HRSA		Hardened Steel			
Carbon Steel			Alloy Steel	Die Steel					Aluminum		Nickel Alloy	Titanium				
Low	Medium	High			4140 4340	300	400	17-4 PH	6061 7075	Casting			Inconel	6Al4V (30 HRC)	~35 HRC	35-45 HRC
1010 1018	1035 1045	1065														
○	○	○					○	○	○							
25-80 SFM	20-50 SFM	20-45 SFM					25-75 SFM	40-80 SFM	40-65 SFM							

○ Good ⊙ Best





A Brand A-CHT

Advanced Performance Coolant-Through Taps Designed for Cast Iron

ABOUT OSG

DRILLING

THREADING

MILLING


HOLDERS

INDEX

List 16615

A BRAND A-CHT, DIN Overall Length

A STRAIGHT FLUTE CARBIDE BR C/1.5P 0° PACKED 1 PIECE



EDP	Thread Size	Thread Limit	Overall Length		Thread Length		Shank Diameter		Square Width		Number of Flutes
			L (Inch)	Lc (Inch)	L1 (Inch)	d (Inch)	k (Inch)	Lk (Inch)			
1661500200	● No. 12 - 24 UNC	H3	3.150	0.500	0.945	0.220	0.165	0.281	3		
1661500300	● No. 12 - 28 UNF	H3	3.150	0.500	0.945	0.220	0.165	0.281	3		
1661500400	● 1/4 - 20 UNC	H5	3.150	0.598	1.181	0.255	0.191	0.313	3		
1661500500	● 1/4 - 28 UNF	H4	3.150	0.598	1.181	0.255	0.191	0.313	3		
1661500600	● 5/16 - 18 UNC	H5	3.543	0.665	1.378	0.318	0.238	0.375	4		
1661500700	● 5/16 - 24 UNF	H4	3.543	0.665	1.378	0.318	0.238	0.375	4		
1661500800	● 3/8 - 16 UNC	H5	3.937	0.752	1.378	0.381	0.286	0.438	4		
1661500900	● 3/8 - 24 UNF	H4	3.543	0.752	1.378	0.381	0.286	0.438	4		
1661501000	● 7/16 - 14 UNC	H5	3.937	0.858	-	0.323	0.242	0.406	4		
1661501100	● 7/16 - 20 UNF	H5	3.937	0.858	-	0.323	0.242	0.406	4		
1661501200	● 1/2 - 13 UNC	H5	4.331	0.921	-	0.367	0.275	0.438	4		
1661501300	● 1/2 - 20 UNF	H5	3.937	0.921	-	0.367	0.275	0.438	4		
1661501400	● 5/8 - 11 UNC	H5	4.331	1.091	-	0.480	0.360	0.563	4		
1661501500	● 5/8 - 18 UNF	H5	3.937	1.091	-	0.480	0.360	0.563	4		

● Stocked ○ Available Upon Request; MOQ May Apply ▲ Globally Stocked

Note: Other coatings are available upon request. Reduce SFM 50% - 70% while using external coolant.



P					M			K	N		S		H						
Steel					Stainless Steel			Cast Iron	Non-Ferrous		HRSA		Hardened Steel						
Carbon Steel			Alloy Steel	Die Steel					Aluminum		Nickel Alloy	Titanium							
Low	Medium	High			300	400	17-4 PH		6061	Casting			Inconel	6Al4V	~35 HRC	35-45 HRC	45-50 HRC	50-70 HRC	
1010	1035	1045	1065	4140	4340														
1018	1045	1065						○		○									
								15-50 SFM		30-330 SFM									

○ Good ○ Best





List 16610

A BRAND A-CHT, DIN Overall Length

A STRAIGHT FLUTE CARBIDE BR C/1.5P 0° PACKED 1 PIECE



EDP	Thread Size	Thread Limit	Overall Length			Shank Diameter	Square Width	Square Length	Number of Flutes
			L (mm)	Lc (mm)	L1 (mm)				
1661000000	● M5 x 0.8	D4	70.00	10.00	25.00	4.93	3.86	6.35	3
1661000100	● M6 x 1	D5	80.00	12.00	31.00	6.48	4.85	7.94	3
1661000200	● M8 x 1.25	D5	90.00	15.00	35.00	8.08	6.05	9.53	4
1661000400	● M10 x 1.25	D5	100.00	18.00	39.00	9.68	7.26	11.11	4
1661000300	● M10 x 1.5	D6	100.00	18.00	39.00	9.68	7.26	11.11	4
1661000700	● M12 x 1.25	D6	100.00	21.00	-	9.32	6.99	11.11	4
1661000600	● M12 x 1.5	D6	100.00	21.00	-	9.32	6.99	11.11	4
1661000500	● M12 x 1.75	D6	110.00	21.00	-	9.32	6.99	11.11	4
1661000900	● M14 x 1.5	D7	100.00	24.00	-	10.90	8.18	12.70	4
1661000800	● M14 x 2	D7	110.00	24.00	-	10.90	8.18	12.70	4
1661001100	● M16 x 1.5	D7	100.00	24.00	-	12.19	9.14	14.29	4
1661001000	● M16 x 2	D7	110.00	24.00	-	12.19	9.14	14.29	4

● Stocked ○ Available Upon Request; MOQ May Apply ▲ Globally Stocked
 Note: Other coatings are available upon request. Reduce SFM 50% - 70% while using external coolant.



ABOUT OSG

DRILLING

THREADING

MILLING

HOLDERS

INDEX

P					M			K	N		S		H				
Steel					Stainless Steel			Cast Iron	Non-Ferrous		HRSA		Hardened Steel				
Carbon Steel			Alloy Steel	Die Steel			Aluminum		Nickel Alloy	Titanium							
Low	Medium	High			300	400	17-4 PH				6061	Casting	Inconel	6Al4V	~35 HRC	35-45 HRC	45-50 HRC
1010	1035	1065	4140	4340			○		○								
1018	1045						15-50 SFM		30-330 SFM								


○ Good ○ Best





List 311

EXOCARB® VX-OT, DIN Overall Length



EDP	Thread Size	Class of Fit	Overall Length	Thread Length	Neck Length	Shank Diameter	Square Width	Square Length	Number of Flutes	
			L (Inch)	Lc (Inch)	L1 (Inch)	d (Inch)	k (Inch)	lk (Inch)		
3110108	●	No. 4 - 40 UNC	2B	2.205	0.295	0.705	0.141	0.110	0.188	4
3110208	●	No. 6 - 32 UNC	2B	2.205	0.370	0.783	0.141	0.110	0.188	4
3110308	●	No. 8 - 32 UNC	2B	2.480	0.374	0.827	0.168	0.131	0.250	4
3110408	●	No. 10 - 24 UNC	2B	2.756	0.492	0.976	0.194	0.152	0.250	4
3110508	●	No. 10 - 32 UNF	2B	2.756	0.500	0.984	0.194	0.152	0.250	4
3110608	●	1/4 - 20 UNC	2B	3.150	0.594	1.177	0.255	0.191	0.313	5
3110708	●	1/4 - 28 UNF	2B	3.150	0.606	1.189	0.255	0.191	0.313	5
3110808	●	5/16 - 18 UNC	2B	3.543	0.665	1.378	0.318	0.238	0.375	5
3110908	●	5/16 - 24 UNF	2B	3.543	0.665	1.378	0.318	0.238	0.375	5
3111008	●	3/8 - 16 UNC	2B	3.937	0.752	1.378	0.381	0.286	0.438	5
3111108	●	3/8 - 24 UNF	2B	3.937	0.752	1.378	0.381	0.286	0.438	5
3111208	●	7/16 - 14 UNC	2B	3.937	0.858	-	0.323	0.242	0.406	5
3111308	●	7/16 - 20 UNF	2B	3.937	0.858	-	0.323	0.242	0.406	5
3111408	●	1/2 - 13 UNC	2B	4.331	0.921	-	0.367	0.275	0.438	5
3111508	●	1/2 - 20 UNF	2B	4.331	0.921	-	0.367	0.275	0.438	5

● Stocked ○ Available Upon Request; MOQ May Apply ▲ Globally Stocked



Tapping Guidelines

1. Set tapping speed between 3 ~ 10 SFM.
2. Choose largest hole-size possible, within the recommended tolerance range.
3. Use a non-water soluble cutting fluid.
4. Use highly rigid machine and tool holders.
5. Tapping by hand is NOT recommended.
6. For tapping length over 1.5D, step feed is recommended.

P					M			K	N		S	H				
Steel					Stainless Steel			Cast Iron	Non-Ferrous		HRSA		Hardened Steel			
Carbon Steel			Alloy Steel	Die Steel	Aluminum		Nickel Alloy		Titanium							
Low	Medium	High			6061	Casting				Inconel	6Al4V (30 HRC)	~35 HRC	35-45 HRC	45-50 HRC	50-70 HRC	
1010	1035	1065	4140	4340	300	400	17-4 PH	6061	7075	Casting	Inconel	6Al4V (30 HRC)	~35 HRC	35-45 HRC	45-50 HRC	50-70 HRC
															○	⊙
															3-10 SFM	3-10 SFM

○ Good ⊙ Best

ABOUT OSG

DRILLING

THREADING

MILLING

HOLDERS

INDEX






List 341

EXOCARB® VX-OT, JIS

STRAIGHT FLUTE	CARBIDE	V	C/3P	0°	PACKED 1 PIECE
----------------	---------	---	------	----	-------------------



EDP		Thread Size	Thread Limit	Overall Length	Thread Length	Neck Length	Shank Diameter	Square Width	Square Length	Number of Flutes
				L (mm)	Lc (mm)	L1 (mm)	d (mm)	k (mm)	lk (mm)	
8330049	●	M2.6 x 0.45	OH3	44.00	14.00	-	3.00	2.50	5.00	4
8330055	●	M3 x 0.5	OH3	45.90	11.00	19.00	4.00	3.20	6.00	4
8330061	●	M4 x 0.7	OH3	51.90	13.00	21.00	5.00	4.00	7.00	4
8330067	●	M5 x 0.8	OH3	59.90	15.90	23.90	5.50	4.50	7.00	4
8330073	●	M6 x 1	OH3	61.80	19.00	29.00	6.00	4.50	7.00	5
8330087	●	M8 x 1	OH3	70.00	22.00	-	6.20	5.00	8.00	5
8330085	●	M8 x 1.25	OH3	70.00	22.00	-	6.20	5.00	8.00	5
8330101	●	M10 x 1	OH3	75.00	24.00	-	7.00	5.50	8.00	5
8330099	●	M10 x 1.25	OH3	75.00	24.00	-	7.00	5.50	8.00	5
8330097	●	M10 x 1.5	OH3	75.00	24.00	-	7.00	5.50	8.00	5
8330121	●	M12 x 1	OH3	82.00	29.00	-	8.50	6.50	9.00	5
8330119	●	M12 x 1.25	OH4	82.00	29.00	-	8.50	6.50	9.00	5
8330117	●	M12 x 1.5	OH3	82.00	29.00	-	8.50	6.50	9.00	5
8330115	●	M12 x 1.75	OH3	82.00	29.00	-	8.50	6.50	9.00	5
8330125	●	M14 x 1.5	OH3	88.00	30.00	-	10.50	8.00	11.00	6
8330123	●	M14 x 2	OH4	88.00	30.00	-	10.50	8.00	11.00	6
8330133	●	M16 x 1.5	OH3	95.00	32.00	-	12.50	10.00	13.00	6
8330131	●	M16 x 2	OH4	95.00	32.00	-	12.50	10.00	13.00	6
8330141	●	M18 x 1.5	OH4	100.00	37.00	-	14.00	11.00	14.00	6
8330139	●	M18 x 2.5	OH4	100.00	37.00	-	14.00	11.00	14.00	6
8330149	●	M20 x 1.5	OH4	105.00	37.00	-	15.00	12.00	15.00	6
8330147	●	M20 x 2.5	OH4	105.00	37.00	-	15.00	12.00	15.00	6

● Stocked ○ Available Upon Request; MOQ May Apply ▲ Globally Stocked



Tapping Guidelines

1. Set tapping speed between 3 ~ 10 SFM.
2. Choose largest hole-size possible, within the recommended tolerance range.
3. Use a non-water soluble cutting fluid.
4. Use highly rigid machine and tool holders.
5. Tapping by hand is NOT recommended.
6. For tapping length over 1.5D, step feed is recommended.

P					M			K	N		S		H					
Steel					Stainless Steel			Cast Iron	Non-Ferrous		HRSA		Hardened Steel					
Carbon Steel			Alloy Steel	Die Steel	300	400	17-4 PH		Aluminum		Nickel Alloy	Titanium						
Low	Medium	High							6061	Casting			Inconel	6Al4V (30 HRC)	~35 HRC	35-45 HRC	45-50 HRC	50-70 HRC
1010	1035	1065	4140	4340							7075							
1018	1045																	

○ Good ⊙ Best





EXOCARB® Diamond

OSG Patented Diamond Coated Taps for High SiC Aluminum, MMC, and Carbon Fiber

ABOUT OSG

DRILLING

THREADING

MILLING

HOLDERS

INDEX

List 329

EXOCARB® DIA-OTT, UNJF, DIN Overall Length



EDP	Thread Size	Class of Fit	Chamfer Type	Overall Length	Thread Length	Neck Length	Shank Diameter	Square Width	Square Length	Number of Flutes	
				L (Inch)	Lc (Inch)	L1 (Inch)	d (Inch)	k (Inch)	lk (Inch)		
3291216	●	No. 4 - 40 UNC	3B	Bottom (1.5P)	2.205	0.295	0.705	0.141	0.110	0.188	3
3297016	●	No. 4 - 40 UNC	2B	Modified Bottom (2.5P)	2.205	0.295	0.705	0.141	0.110	0.188	3
3291316	●	No. 6 - 32 UNC	3B	Bottom (1.5P)	2.205	0.370	0.783	0.141	0.110	0.188	3
3297116	●	No. 6 - 32 UNC	2B	Modified Bottom (2.5P)	2.205	0.370	0.783	0.141	0.110	0.188	3
3291416	●	No. 8 - 32 UNC	3B	Bottom (1.5P)	2.480	0.374	0.827	0.168	0.131	0.250	3
3297216	●	No. 8 - 32 UNC	2B	Modified Bottom (2.5P)	2.480	0.374	0.827	0.168	0.131	0.250	3
3291516	●	No. 10 - 24 UNC	3B	Bottom (1.5P)	2.756	0.500	0.984	0.194	0.152	0.250	4
3297316	●	No. 10 - 24 UNC	2B	Modified Bottom (2.5P)	2.756	0.500	0.984	0.194	0.152	0.250	4
3291616	●	No. 10 - 32 UNF	3B	Bottom (1.5P)	2.756	0.500	0.984	0.194	0.152	0.250	4
3297416	●	No. 10 - 32 UNF	2B	Modified Bottom (2.5P)	2.756	0.500	0.984	0.194	0.152	0.250	4
3291716	●	1/4 - 20 UNC	3B	Bottom (1.5P)	3.150	0.606	1.189	0.255	0.191	0.313	4
3297516	●	1/4 - 20 UNC	2B	Modified Bottom (2.5P)	3.150	0.606	1.189	0.255	0.191	0.313	4
3291816	●	1/4 - 28 UNF	3B	Bottom (1.5P)	3.150	0.606	1.189	0.255	0.191	0.313	4
3297616	●	1/4 - 28 UNF	2B	Modified Bottom (2.5P)	3.150	0.606	1.189	0.255	0.191	0.313	4
3298516	●	5/16 - 18 UNC	3B	Bottom (1.5P)	3.543	0.665	1.378	0.318	0.238	0.375	4
3297716	●	5/16 - 18 UNC	2B	Modified Bottom (2.5P)	3.543	0.665	1.378	0.318	0.238	0.375	4
3298616	●	5/16 - 24 UNF	3B	Bottom (1.5P)	3.543	0.665	1.378	0.318	0.238	0.375	4
3297816	●	5/16 - 24 UNF	2B	Modified Bottom (2.5P)	3.543	0.665	1.378	0.318	0.238	0.375	4
3298716	●	3/8 - 16 UNC	3B	Bottom (1.5P)	3.937	0.752	1.378	0.381	0.286	0.438	4
3297916	●	3/8 - 16 UNC	2B	Modified Bottom (2.5P)	3.937	0.752	1.378	0.381	0.286	0.438	4
3298816	●	3/8 - 24 UNF	3B	Bottom (1.5P)	3.937	0.752	1.378	0.381	0.286	0.438	4
3298016	●	3/8 - 24 UNF	2B	Modified Bottom (2.5P)	3.937	0.752	1.378	0.381	0.286	0.438	4
3298916	●	7/16 - 14 UNC	3B	Bottom (1.5P)	3.937	0.858	-	0.323	0.242	0.406	5
3298116	●	7/16 - 14 UNC	2B	Modified Bottom (2.5P)	3.937	0.858	-	0.323	0.242	0.406	5
3299016	●	7/16 - 20 UNF	3B	Bottom (1.5P)	3.937	0.858	-	0.323	0.242	0.406	5
3298216	●	7/16 - 20 UNF	2B	Modified Bottom (2.5P)	3.937	0.858	-	0.323	0.242	0.406	5
3299116	●	1/2 - 13 UNC	3B	Bottom (1.5P)	4.331	0.921	-	0.367	0.275	0.438	5
3298316	●	1/2 - 13 UNC	2B	Modified Bottom (2.5P)	4.331	0.921	-	0.367	0.275	0.438	5
3299216	●	1/2 - 20 UNF	3B	Bottom (1.5P)	4.331	0.921	-	0.367	0.275	0.438	5
3298416	●	1/2 - 20 UNF	2B	Modified Bottom (2.5P)	4.331	0.921	-	0.367	0.275	0.438	5

● Stocked ○ Available Upon Request; MOQ May Apply ▲ Globally Stocked
Note: 3B fit taps conform to UNJ Aerospace internal threading applications.



P				M			K Cast Iron	N				S		Other				
Steel				Stainless Steel				Non-Ferrous				HRSA		Fiberglass	Cobalt-Chrome	Thermo-Plastics	Thermo-setting Plastics	
Carbon Steel			Alloy Steel					Die Steel	Aluminum		MMC (Metal Matrix Composites)	Copper Alloys	Nickel Alloy					Titanium
Low	Medium	High		6061	4140	Inconel			6Al4V (30 HRC)									
1010	1035	1045	1065	4140	4340	300	400	17-4 PH	6061	7075	Casting							
1018	1045	1065	4140	4340	300	400	17-4 PH		6061	7075	Casting							
									60-160 SFM	55-120 SFM	30-60 SFM	40-80 SFM						30-60 SFM

○ Good ⊙ Best





List 359

EXOCARB® DIA-OTT, JIS

STRAIGHT FLUTE	CARBIDE	DIA	C/2.5P	0°	PACKED 1 PIECE
----------------	---------	-----	--------	----	-------------------



EDP	Thread Size	Class of Fit	Overall Length	Thread Length	Neck Length	Shank Diameter	Square Width	Square Length	Number of Flutes
			L (mm)	Lc (mm)	L1 (mm)	d (mm)	k (mm)	lk (mm)	
3590116	M3 x 0.5	6H	46.00	11.00	19.00	4.00	3.20	6.00	3
3590216	M4 x 0.7	6H	52.00	13.00	21.00	5.00	4.00	7.00	4
3590316	M5 x 0.8	6H	60.00	16.00	24.00	5.50	4.50	7.00	4
3590416	M6 x 1	6H	62.00	19.00	29.00	6.00	4.50	7.00	4
3590516	M8 x 1.25	6H	70.00	22.00	-	6.20	5.00	8.00	4
3590616	M10 x 1.5	6H	75.00	24.00	-	7.00	5.50	8.00	5
3590716	M12 x 1.75	6H	82.00	29.00	-	8.50	6.50	9.00	5

● Stocked ○ Available Upon Request; MOQ May Apply ▲ Globally Stocked



ABOUT OSG

DRILLING

THREADING

MILLING

HOLDERS

INDEX

P			M			K	N			S		Other				
Steel			Stainless Steel				Cast Iron	Non-Ferrous			HRSA		Fiberglass	Cobalt-Chrome	Thermo-Plastics	Thermo-setting Plastics
Low	Medium	High	Alloy Steel	Die Steel	Aluminum			MMC (Metal Matrix Composites)	Copper Alloys	Nickel Alloy	Titanium					
1010	1035	1065	4140	4340	300	400	17-4 PH	6061	7075	Casting	Inconel	6Al4V (30 HRC)				
								⊙	⊙	⊙	○		⊙			
								60-160 SFM	55-120 SFM	30-60 SFM	40-80 SFM		30-60 SFM			

○ Good ⊙ Best





EXOCARB® Taps

Tungsten Carbide Taps

ABOUT OSG

DRILLING

THREADING

MILLING


HOLDERS

INDEX

List 319

EXOCARB® CHT, DIN Overall Length

STRAIGHT FLUTE	CARBIDE	BR	C/1.5P	0°	PACKED 1 PIECE
----------------	---------	----	--------	----	-------------------



EDP		Thread Size	Class of Fit	Overall Length	Thread Length	Neck Length	Shank Diameter	Square Width	Square Length	Number of Flutes
				L (Inch)	Lc (Inch)	L1 (Inch)	d (Inch)	k (Inch)	lk (Inch)	
3190000	●	No. 4 - 40 UNC	2B	2.205	0.295	0.704	0.141	0.110	0.188	3
3190100	●	No. 6 - 32 UNC	2B	2.205	0.370	0.783	0.141	0.110	0.188	3
3190200	●	No. 8 - 32 UNC	2B	2.480	0.374	0.826	0.168	0.131	0.250	3
3190300	●	No. 10 - 24 UNC	2B	2.756	0.492	0.976	0.194	0.152	0.250	3
3190400	●	No. 10 - 32 UNF	2B	2.756	0.500	0.984	0.194	0.152	0.250	3
3190500	●	1/4 - 20 UNC	2B	3.150	0.594	1.177	0.255	0.191	0.313	3
3190600	●	1/4 - 28 UNF	2B	3.150	0.606	1.188	0.255	0.191	0.313	3
3190700	●	5/16 - 18 UNC	2B	3.543	0.665	1.377	0.318	0.238	0.375	4
3191500	●	5/16 - 24 UNF	2B	3.543	0.665	1.377	0.318	0.238	0.375	4
3190900	●	3/8 - 16 UNC	2B	3.937	0.751	1.377	0.381	0.286	0.438	4
3191000	●	3/8 - 24 UNF	2B	3.543	0.751	1.377	0.381	0.286	0.438	4
3191100	●	7/16 - 14 UNC	2B	3.937	0.858	-	0.323	0.242	0.406	4
3191200	●	7/16 - 20 UNF	2B	3.937	0.858	-	0.323	0.242	0.406	4
3191300	●	1/2 - 13 UNC	2B	4.331	0.921	-	0.367	0.275	0.438	4
3191400	●	1/2 - 20 UNF	2B	3.937	0.921	-	0.367	0.275	0.438	4

● Stocked ○ Available Upon Request; MOQ May Apply ▲ Globally Stocked
 Note: Other coatings are available upon request.



P			M			K	N			S		Other			
Steel			Stainless Steel			Cast Iron	Non-Ferrous			HRSA		Fiberglass	Cobalt-Chrome	Thermo-Plastics	Thermo-setting Plastics
Carbon Steel							Aluminum	MMC (Metal Matrix Composites)	Copper Alloys	Nickel Alloy	Titanium				
Low	Medium	High	Alloy Steel	Die Steel	6061 7075	Casting						Inconel	6A14V (30 HRC)		
1010	1035	1065	4140	4340	300	400	17-4 PH								
1018	1045														

○ Good ⊙ Best






List 10059

EXOCARB® CHT

STRAIGHT FLUTE	CARBIDE	BR	4 FLUTE	C/1.5P	0°	PACKED
						1 PIECE



EDP	Thread Size	Class of Fit	Overall Length	Thread Length	Neck Length	Shank Diameter	Square Width	Square Length
			L (Inch)	Lc (Inch)	L1 (Inch)	d (Inch)	k (Inch)	lk (Inch)
1005910100	● No. 10 - 24 UNC	2B	2.375	0.492	0.866	0.194	0.152	0.250
1005910200	● No. 10 - 32 UNF	2B	2.375	0.500	0.874	0.194	0.152	0.250
1005910300	● No. 12 - 24 UNC	2B	2.375	0.496	0.933	0.220	0.165	0.281
1005910400	● 1/4 - 20 UNC	2B	2.500	0.594	0.996	0.255	0.191	0.313
1005910500	● 1/4 - 28 UNF	2B	2.500	0.606	1.007	0.255	0.191	0.313
1005910600	● 5/16 - 18 UNC	2B	2.719	0.665	1.125	0.318	0.238	0.375
1005910700	● 5/16 - 24 UNF	2B	2.719	0.665	1.125	0.318	0.238	0.375
1005910800	● 3/8 - 16 UNC	2B	2.938	0.751	1.251	0.381	0.286	0.438
1005910900	● 3/8 - 24 UNF	2B	2.938	0.751	1.251	0.381	0.286	0.438

● Stocked ○ Available Upon Request; MOQ May Apply ▲ Globally Stocked
 Note: Other coatings are available upon request.



ABOUT OSG

DRILLING

THREADING

MILLING

HOLDERS

INDEX

P					M			K	N			S		Other			
Steel					Stainless Steel			Cast Iron	Non-Ferrous			HRSA		Fiberglass	Cobalt-Chrome	Thermo-Plastics	Thermo-setting Plastics
Carbon Steel			Alloy Steel	Die Steel	300	400	17-4 PH		Aluminum	MMC (Metal Matrix Composites)	Copper Alloys	Nickel Alloy	Titanium				
Low	Medium	High															
1010	1035	1065	4140	4340				6061	7075	Casting	Inconel	6A14V					
								○	○	○		○		○	○		
								40-90 SFM	60-160 SFM	55-120 SFM		40-80 SFM		30-60 SFM	15-40 SFM		

○ Good ○ Best





List 10061

EXOCARB® CHT, DIN Overall Length

STRAIGHT FLUTE	CARBIDE	BR	C/1.5P	C/4.5P	0°	PACKED 1 PIECE
----------------	---------	----	--------	--------	----	-------------------



EDP	Thread Size	Class of Fit	Chamfer Type	Overall Length	Thread Length	Neck Length	Shank Diameter	Square Width	Square Length	Number of Flutes
				L (mm)	Lc (mm)	L1 (mm)	d (mm)	k (mm)	lk (mm)	
1006101100	● M3 x 0.5	D3	Bottom (1.5P)	49.20	6.20	16.00	3.58	2.79	4.76	3
1006100100	● M3 x 0.5	D3	Plug (4.5P)	49.20	6.20	16.00	3.58	2.79	4.76	3
1006101300	● M4 x 0.7	D4	Bottom (1.5P)	54.00	8.40	19.10	4.27	3.33	6.35	4
1006100300	● M4 x 0.7	D4	Plug (4.5P)	54.00	8.40	19.10	4.27	3.33	6.35	4
1006101400	● M5 x 0.8	D4	Bottom (1.5P)	60.30	9.60	22.20	4.93	3.86	6.35	4
1006100400	● M5 x 0.8	D4	Plug (4.5P)	60.30	9.60	22.20	4.93	3.86	6.35	4
1006101500	● M6 x 1	D5	Bottom (1.5P)	63.50	12.00	25.80	6.48	4.85	7.94	4
1006100500	● M6 x 1	D5	Plug (4.5P)	63.50	12.00	25.80	6.48	4.85	7.94	4
1006101700	● M8 x 1	D5	Bottom (1.5P)	69.10	15.00	28.60	8.08	6.05	9.53	4
1006100700	● M8 x 1	D5	Plug (4.5P)	69.10	15.00	28.60	8.08	6.05	9.53	4
1006101800	● M8 x 1.25	D5	Bottom (1.5P)	69.10	15.00	28.60	8.08	6.05	9.53	4
1006100800	● M8 x 1.25	D5	Plug (4.5P)	69.10	15.00	28.60	8.08	6.05	9.53	4
1006101900	● M10 x 1.25	D5	Bottom (1.5P)	74.60	18.00	31.80	9.68	7.26	11.11	4
1006100900	● M10 x 1.25	D5	Plug (4.5P)	74.60	18.00	31.80	9.68	7.26	11.11	4
1006102000	● M10 x 1.5	D6	Bottom (1.5P)	74.60	18.00	31.80	9.68	7.26	11.11	4
1006101000	● M10 x 1.5	D6	Plug (4.5P)	74.60	18.00	31.80	9.68	7.26	11.11	4

● Stocked ○ Available Upon Request; MOQ May Apply ▲ Globally Stocked

Note: Other coatings are available upon request.



ABOUT OSG

DRILLING

THREADING

MILLING

HOLDERS

INDEX

P					M			K	N				S	Other				
Steel					Stainless Steel			Cast Iron	Non-Ferrous				HRSA		Fiberglass	Cobalt-Chrome	Thermo-Plastics	Thermo-setting Plastics
Carbon Steel			Alloy Steel	Die Steel	300	400	17-4 PH		Aluminum		MMC (Metal Matrix Composites)	Copper Alloys	Nickel Alloy	Titanium				
Low	Medium	High							6061	Casting								
1010	1035	1065	4140	4340				6061	7075									
								○	○	○	○			○	○			
								40-90 SFM	60-160 SFM	55-120 SFM		40-80 SFM		30-60 SFM	15-40 SFM			

○ Good ○ Best





List 349

EXOCARB® CHT, JIS

STRAIGHT FLUTE	CARBIDE	BR	C/1.5P	C/3P	0°	PACKED 1 PIECE
----------------	---------	----	--------	------	----	-------------------



EDP	Thread Size	Class of Fit	Chamfer Type	Overall Length	Thread Length	Neck Length	Shank Diameter	Square Width	Square Length	Number of Flutes
				L (mm)	Lc (mm)	L1 (mm)	d (mm)	k (mm)	lk (mm)	
22800	M1.4 x 0.3	OH2	Bottom (1.5P)	34.00	9.00	11.50	3.00	2.50	5.00	3
24000	M1.4 x 0.3	OH2	Modified Bottom (3P)	34.00	9.00	11.50	3.00	2.50	5.00	3
22801	M1.6 x 0.35	OH3	Bottom (1.5P)	36.00	10.00	13.50	3.00	2.50	5.00	3
24001	M1.6 x 0.35	OH3	Modified Bottom (3P)	36.00	10.00	13.50	3.00	2.50	5.00	3
22802	M1.7 x 0.35	OH3	Bottom (1.5P)	36.00	11.00	13.50	3.00	2.50	5.00	3
24002	M1.7 x 0.35	OH3	Modified Bottom (3P)	36.00	11.00	13.50	3.00	2.50	5.00	3
22803	M1.8 x 0.35	OH3	Bottom (1.5P)	36.00	11.00	13.50	3.00	2.50	5.00	3
24003	M1.8 x 0.35	OH3	Modified Bottom (3P)	36.00	11.00	13.50	3.00	2.50	5.00	3
22804	M2 x 0.4	OH3	Bottom (1.5P)	40.00	12.00	16.00	3.00	2.50	5.00	3
24004	M2 x 0.4	OH3	Modified Bottom (3P)	40.00	12.00	16.00	3.00	2.50	5.00	3
22806	M2.3 x 0.4	OH3	Bottom (1.5P)	42.00	13.00	16.00	3.00	2.50	5.00	3
24006	M2.3 x 0.4	OH3	Modified Bottom (3P)	42.00	13.00	16.00	3.00	2.50	5.00	3
22807	M2.5 x 0.45	OH3	Bottom (1.5P)	44.00	14.00	17.00	3.00	2.50	5.00	3
24007	M2.5 x 0.45	OH3	Modified Bottom (3P)	44.00	14.00	17.00	3.00	2.50	5.00	3
22808	M2.6 x 0.45	OH3	Bottom (1.5P)	44.00	14.00	17.00	3.00	2.50	5.00	3
24008	M2.6 x 0.45	OH3	Modified Bottom (3P)	44.00	14.00	17.00	3.00	2.50	5.00	3
22810	M3 x 0.5	OH3	Bottom (1.5P)	46.00	11.00	13.00	4.00	3.20	6.00	3
24010	M3 x 0.5	OH3	Modified Bottom (3P)	46.00	11.00	13.00	4.00	3.20	6.00	3
22814	M4 x 0.7	OH3	Bottom (1.5P)	52.00	13.00	14.30	5.00	4.00	7.00	3
24014	M4 x 0.7	OH3	Modified Bottom (3P)	52.00	13.00	14.30	5.00	4.00	7.00	3
22817	M5 x 0.8	OH3	Bottom (1.5P)	60.00	16.00	17.80	5.50	4.50	7.00	3
24017	M5 x 0.8	OH3	Modified Bottom (3P)	60.00	16.00	17.80	5.50	4.50	7.00	3
22820	M6 x 1	OH3	Bottom (1.5P)	62.00	19.00	-	6.00	4.50	7.00	3
24020	M6 x 1	OH3	Modified Bottom (3P)	62.00	19.00	-	6.00	4.50	7.00	3
22831	M8 x 1	OH3	Bottom (1.5P)	70.00	22.00	-	6.20	5.00	8.00	4
24031	M8 x 1	OH3	Modified Bottom (3P)	70.00	22.00	-	6.20	5.00	8.00	4
22830	M8 x 1.25	OH4	Bottom (1.5P)	70.00	22.00	-	6.20	5.00	8.00	4
24030	M8 x 1.25	OH4	Modified Bottom (3P)	70.00	22.00	-	6.20	5.00	8.00	4
22835	M10 x 1	OH3	Bottom (1.5P)	75.00	20.00	-	7.00	5.50	8.00	4
24035	M10 x 1	OH3	Modified Bottom (3P)	75.00	20.00	-	7.00	5.50	8.00	4
22834	M10 x 1.25	OH4	Bottom (1.5P)	75.00	20.00	-	7.00	5.50	8.00	4
24034	M10 x 1.25	OH4	Modified Bottom (3P)	75.00	20.00	-	7.00	5.50	8.00	4
22833	M10 x 1.5	OH4	Bottom (1.5P)	75.00	24.00	-	7.00	5.50	8.00	4
24033	M10 x 1.5	OH4	Modified Bottom (3P)	75.00	24.00	-	7.00	5.50	8.00	4
22841	M12 x 1	OH3	Bottom (1.5P)	80.00	24.00	-	8.50	6.50	9.00	4
24041	M12 x 1	OH3	Modified Bottom (3P)	80.00	24.00	-	8.50	6.50	9.00	4
22840	M12 x 1.25	OH4	Bottom (1.5P)	80.00	24.00	-	8.50	6.50	9.00	4
24040	M12 x 1.25	OH4	Modified Bottom (3P)	80.00	24.00	-	8.50	6.50	9.00	4
22839	M12 x 1.5	OH4	Bottom (1.5P)	82.00	29.00	-	8.50	6.50	9.00	4
24039	M12 x 1.5	OH4	Modified Bottom (3P)	82.00	29.00	-	8.50	6.50	9.00	4
22837	M12 x 1.75	OH5	Bottom (1.5P)	82.00	29.00	-	8.50	6.50	9.00	4
24037	M12 x 1.75	OH5	Modified Bottom (3P)	82.00	29.00	-	8.50	6.50	9.00	4

● Stocked ○ Available Upon Request; MOQ May Apply ▲ Globally Stocked
 Note: Other coatings are available upon request.



CONTINUED ➔

P					M			K	N			S		Other				
Steel					Stainless Steel			Cast Iron	Non-Ferrous			HRSA		Fiberglass	Cobalt-Chrome	Thermo Plastics	Thermo-setting Plastics	
Carbon Steel			Alloy Steel	Die Steel	300	400	17-4 PH		Aluminum		MMC (Metal Matrix Composites)	Copper Alloys	Nickel Alloy					Titanium
Low	Medium	High							6061	Casting								
1010	1035	1045	1065	4140	4340													
								⊙	⊙	⊙	⊙			○	⊙			
								40-90 SFM	60-160 SFM	55-120 SFM		40-80 SFM		30-60 SFM	15-40 SFM			

○ Good ⊙ Best






EXOCARB® Taps

Tungsten Carbide Taps

List 349 (Continued)

EXOCARB® CHT, DIN Overall Length

STRAIGHT FLUTE	CARBIDE	BR	4 FLUTE	C/1.5P	C/3P	0°	PACKED 1 PIECE
----------------	---------	----	---------	--------	------	----	-------------------



EDP	Thread Size	Class of Fit	Chamfer Type	Overall Length	Thread Length	Neck Length	Shank Diameter	Square Width	Square Length	Number of Flutes	
				L (mm)	Lc (mm)	L1 (mm)	d (mm)	k (mm)	lk (mm)		
24048	●	M14 x 1.5	OH4	Bottom (1.5P)	88.00	21.00	-	10.50	8.00	11.00	4
24047	●	M14 x 1.5	OH4	Modified Bottom (3P)	88.00	21.00	-	10.50	8.00	11.00	4
24046	●	M14 x 2	OH4	Bottom (1.5P)	88.00	29.00	-	10.50	8.00	11.00	4
24045	●	M14 x 2	OH4	Modified Bottom (3P)	88.00	29.00	-	10.50	8.00	11.00	4
24054	●	M16 x 1.5	OH4	Bottom (1.5P)	95.00	29.00	-	12.50	10.00	13.00	4
24053	●	M16 x 1.5	OH4	Modified Bottom (3P)	95.00	29.00	-	12.50	10.00	13.00	4
24052	●	M16 x 2	OH5	Bottom (1.5P)	95.00	29.00	-	12.50	10.00	13.00	4
24051	●	M16 x 2	OH5	Modified Bottom (3P)	95.00	29.00	-	12.50	10.00	13.00	4
24060	●	M18 x 1.5	OH4	Bottom (1.5P)	95.00	29.00	-	14.00	11.00	14.00	4
24059	●	M18 x 1.5	OH4	Modified Bottom (3P)	95.00	29.00	-	14.00	11.00	14.00	4
24056	●	M18 x 2.5	OH5	Bottom (1.5P)	100.00	35.00	-	14.00	11.00	14.00	4
24055	●	M18 x 2.5	OH5	Modified Bottom (3P)	100.00	35.00	-	14.00	11.00	14.00	4
24066	●	M20 x 1.5	OH4	Bottom (1.5P)	95.00	29.00	-	15.00	12.00	15.00	4
24065	●	M20 x 1.5	OH4	Modified Bottom (3P)	95.00	29.00	-	15.00	12.00	15.00	4
24062	●	M20 x 2.5	OH5	Bottom (1.5P)	105.00	35.00	-	15.00	12.00	15.00	4
24061	●	M20 x 2.5	OH5	Modified Bottom (3P)	105.00	35.00	-	15.00	12.00	15.00	4

● Stocked ○ Available Upon Request; MOQ May Apply ▲ Globally Stocked
Note: Other coatings are available upon request.



ABOUT OSG

DRILLING

THREADING

MILLING

HOLDERS

INDEX

P					M			K	N			S		Other			
Steel					Stainless Steel			Cast Iron	Non-Ferrous			HRSA		Fiberglass	Cobalt-Chrome	Thermo-Plastics	Thermo-setting Plastics
Carbon Steel			Alloy Steel	Die Steel	300	400	17-4 PH		Aluminum	MMC (Metal Matrix Composites)	Copper Alloys	Nickel Alloy	Titanium				
Low	Medium	High															
1010	1035	1065	4140	4340													
1018	1045																

○ Good ⊙ Best






List 356

EXOCARB® LT-OTT, JIS

STRAIGHT FLUTE	CARBIDE	BR	C/1.5P	C/3P	0°	PACKED 1 PIECE
----------------	---------	----	--------	------	----	-------------------



EDP	Thread Size	Thread Limit	Overall Length	Thread Length	Shank Diameter	Square Width	Square Length	Number of Flutes
			L (mm)	Lc (mm)	d (mm)	k (mm)	lk (mm)	
22929	● M6 x 1	OH3	100.00	24.00	6.00	4.50	7.00	3
22933	● M8 x 1.25	OH4	150.00	22.00	6.20	5.00	8.00	4
22949	● M10 x 1	OH4	150.00	24.00	7.00	5.50	8.00	4
22945	● M10 x 1.25	OH4	150.00	24.00	7.00	5.50	8.00	4
22941	● M10 x 1.5	OH4	150.00	24.00	7.00	5.50	8.00	4
22953	● M12 x 1.75	OH4	150.00	29.00	8.50	6.50	9.00	4

● Stocked ○ Available Upon Request; MOQ May Apply ▲ Globally Stocked
 Note: Other coatings are available upon request.



ABOUT OSG

DRILLING

THREADING

MILLING

HOLDERS

INDEX

P					M			K	N				S		Other			
Steel					Stainless Steel			Cast Iron	Non-Ferrous				HRSA		Fiberglass	Cobalt-Chrome	Thermo-Plastics	Thermo-setting Plastics
Carbon Steel			Alloy Steel	Die Steel	300	400	17-4 PH		Aluminum		MMC (Metal Matrix Composites)	Copper Alloys	Nickel Alloy	Titanium				
Low	Medium	High							6061	7075								
1010	1035	1065	4140	4340				○	○	○		○			○	○		
1018	1045							40-90 SFM	60-160 SFM	55-120 SFM		40-80 SFM			30-60 SFM	15-40 SFM		

○ Good ○ Best






List 10051

EXOTAP® VCX V-XPM-HT

STRAIGHT FLUTE	XPM	V	C/2.5P	0°	PACKED 1 PIECE
----------------	-----	---	--------	----	-------------------



EDP		Thread Size	Thread Limit	Overall Length	Thread Length	Neck Length	Shank Diameter	Square Width	Square Length	Number of Flutes
				L (Inch)	Lc (Inch)	L1 (Inch)	d (Inch)	k (Inch)	lk (Inch)	
1005110508	●	No. 6 - 32 UNC	H3	2.000	0.374	0.688	0.141	0.110	0.188	4
1005110808	●	No. 8 - 32 UNC	H3	2.125	0.374	0.751	0.168	0.131	0.250	4
1005111008	●	No. 10 - 24 UNC	H3	2.375	0.500	0.874	0.194	0.152	0.250	4
1005111208	●	No. 10 - 32 UNF	H3	2.375	0.500	0.874	0.194	0.152	0.250	4
1005111408	●	1/4 - 20 UNC	H5	2.500	0.598	1.000	0.255	0.191	0.313	4
1005111608	●	1/4 - 28 UNF	H4	2.500	0.586	0.988	0.255	0.191	0.313	4
1005111808	●	5/16 - 18 UNC	H5	2.719	0.665	1.125	0.318	0.238	0.375	5
1005112008	●	5/16 - 24 UNF	H4	2.719	0.665	1.125	0.318	0.238	0.375	5
1005112208	●	3/8 - 16 UNC	H5	2.938	0.751	1.251	0.381	0.286	0.438	5
1005112408	●	3/8 - 24 UNF	H4	2.938	0.751	1.251	0.381	0.286	0.438	5
1005113008	●	1/2 - 13 UNC	H5	3.375	0.921	1.933	0.367	0.275	0.438	5
1005113208	●	1/2 - 20 UNF	H5	3.375	0.921	1.933	0.367	0.275	0.438	5
1005113408	●	9/16 - 12 UNC	H5	3.594	1.000	1.972	0.429	0.322	0.500	5
1005113608	●	9/16 - 18 UNF	H5	3.594	1.000	1.972	0.429	0.322	0.500	5
1005113808	●	5/8 - 11 UNC	H6	3.813	1.091	2.126	0.480	0.360	0.563	5
1005114008	●	5/8 - 18 UNF	H5	3.813	1.091	2.126	0.480	0.360	0.563	5
1005114208	●	3/4 - 10 UNC	H6	4.250	1.201	2.433	0.590	0.442	0.688	5
1005114408	●	3/4 - 16 UNF	H5	4.250	1.201	2.433	0.590	0.442	0.688	5
1005114608	●	7/8 - 9 UNC	H7	4.688	1.335	2.654	0.697	0.523	0.750	5
1005114808	●	7/8 - 14 UNF	H6	4.688	1.335	2.654	0.697	0.523	0.750	5
1005115008	●	1 - 8 UNC	H7	5.125	1.500	3.012	0.800	0.600	0.813	5
1005115208	●	1 - 12 UNF	H6	5.125	1.500	3.012	0.800	0.600	0.813	5

● Stocked ○ Available Upon Request; MOQ May Apply ▲ Globally Stocked



P					M			K	N		S		H				
Steel					Stainless Steel				Cast Iron	Non-Ferrous		HRSA		Hardened Steel			
Carbon Steel			Alloy Steel	Die Steel						Aluminum		Nickel Alloy	Titanium				
Low	Medium	High			4140	15-20 SFM	300	400		17-4 PH	6061 7075			Casting	Inconel	6Al4V (30 HRC)	~35 HRC
1010	1035	1065	4340	6061	7075				6Al4V			(30 HRC)					
1018	1045	1065	4340	8-15 SFM													

○ Good ⊗ Best






List 11051

EXOTAP® VCX V-XPM-HT

STRAIGHT FLUTE	XPM	V	C/2.5P	0°	PACKED 1 PIECE
----------------	-----	---	--------	----	-------------------



EDP		Thread Size	Thread Limit	Overall Length	Thread Length	Neck Length	Shank Diameter	Square Width	Square Length	Number of Flutes
				L (mm)	Lc (mm)	L1 (mm)	d (mm)	k (mm)	lk (mm)	
1105100108	●	M3 x 0.5	D3	49.20	6.20	16.10	3.58	2.79	4.76	4
1105100208	●	M4 x 0.7	D4	54.00	8.40	19.10	4.27	3.33	6.35	4
1105100308	●	M5 x 0.8	D4	60.30	9.60	22.20	4.93	3.86	6.35	4
1105100408	●	M6 x 1	D5	63.00	12.00	25.40	6.48	4.85	7.94	4
1105100608	●	M8 x 1	D5	69.10	15.00	28.60	8.08	6.05	9.53	5
1105100508	●	M8 x 1.25	D5	69.10	15.00	28.60	8.08	6.05	9.53	5
1105100908	●	M10 x 1	D5	74.60	18.00	31.80	9.68	7.26	11.11	5
1105100808	●	M10 x 1.25	D5	74.60	18.00	31.80	9.68	7.26	11.11	5
1105100708	●	M10 x 1.5	D6	74.60	18.00	31.80	9.68	7.26	11.11	5
1105101208	●	M12 x 1.25	D6	85.70	21.00	49.10	9.32	6.99	11.11	5
1105101108	●	M12 x 1.5	D6	85.70	21.00	49.10	9.32	6.99	11.11	5
1105101008	●	M12 x 1.75	D6	85.70	21.00	49.10	9.32	6.99	11.11	5
1105101408	●	M14 x 1.5	D6	91.30	24.00	50.10	10.90	8.18	12.70	5
1105101308	●	M14 x 2	D7	91.30	24.00	50.10	10.90	8.18	12.70	5
1105101608	●	M16 x 1.5	D6	96.80	24.00	54.00	12.19	9.14	14.29	5
1105101508	●	M16 x 2	D7	96.80	24.00	54.00	12.19	9.14	14.29	5
1105101808	●	M18 x 1.5	D6	102.40	30.00	55.00	13.77	10.31	15.88	5
1105101708	●	M18 x 2.5	D7	102.40	30.00	55.00	13.77	10.31	15.88	5
1105102008	●	M20 x 1.5	D6	113.50	30.00	61.80	16.56	12.42	17.46	5
1105101908	●	M20 x 2.5	D7	113.50	30.00	61.80	16.56	12.42	17.46	5
1105102208	●	M22 x 1.5	D6	119.10	30.00	67.40	17.70	13.28	19.05	5
1105102108	●	M22 x 2.5	D7	119.10	30.00	67.40	17.70	13.28	19.05	5
1105102408	●	M24 x 1.5	D6	124.60	36.00	68.40	19.30	14.48	19.05	5
1105102308	●	M24 x 3	D8	124.60	36.00	68.40	19.30	14.48	19.05	5

● Stocked ○ Available Upon Request; MOQ May Apply ▲ Globally Stocked

EXT

P					M			K	N		S		H				
Steel					Stainless Steel			Cast Iron	Non-Ferrous		HRSA		Hardened Steel				
Carbon Steel			Alloy Steel	Die Steel					Aluminum		Nickel Alloy	Titanium					
Low	Medium	High							6061	Casting			Inconel	6Al4V (30 HRC)	~35 HRC	35-45 HRC	45-50 HRC
1010	1035	1065	4140	Die Steel	300	400	17-4 PH		6061								
1018	1045		4340						7075								
			15-20 SFM														8-15 SFM

○ Good ⊙ Best






List 305

EXOTAP-MOLD® HT

STRAIGHT FLUTE	HSS-Co	BR	C/4P	0°	PACKED 1 PIECE
----------------	--------	----	------	----	-------------------



EDP	Thread Size	Thread Limit	Overall Length	Thread Length	Neck Length	Shank Diameter	Square Width	Square Length	Number of Flutes	
			L (Inch)	Lc (Inch)	L1 (Inch)	d (Inch)	k (Inch)	lk (Inch)		
1745000	●	No. 4 - 40 UNC	H2	1.875	0.562	0.598	0.141	0.110	0.188	3
1745100	●	No. 6 - 32 UNC	H3	2.000	0.688	-	0.141	0.110	0.188	3
1745200	●	No. 8 - 32 UNC	H3	2.125	0.751	-	0.168	0.131	0.250	3
1745300	●	No. 10 - 24 UNC	H3	2.375	0.874	-	0.194	0.152	0.250	3
1745400	●	No. 10 - 32 UNF	H3	2.375	0.874	-	0.194	0.152	0.250	3
1745500	●	1/4 - 20 UNC	H3	2.500	1.000	-	0.255	0.191	0.313	3
1734000	●	1/4 - 20 UNC	H3	2.500	1.000	-	0.255	0.191	0.313	4
1745600	●	1/4 - 28 UNF	H3	2.500	1.000	-	0.255	0.191	0.313	3
1739000	●	1/4 - 28 UNF	H3	2.500	1.000	-	0.255	0.191	0.313	4
1734100	●	5/16 - 18 UNC	H3	2.719	1.125	-	0.318	0.238	0.375	4
1739100	●	5/16 - 24 UNF	H3	2.719	1.125	-	0.318	0.238	0.375	4
1734200	●	3/8 - 16 UNC	H3	2.938	1.251	-	0.381	0.286	0.438	4
1739200	●	3/8 - 24 UNF	H3	2.938	1.251	-	0.381	0.286	0.438	4
1739600	●	7/16 - 14 UNC	H3	3.156	1.437	-	0.323	0.242	0.406	4
1739700	●	7/16 - 20 UNF	H3	3.156	1.437	-	0.323	0.242	0.406	4
1734300	●	1/2 - 13 UNC	H3	3.375	1.657	-	0.367	0.275	0.438	4
1739300	●	1/2 - 20 UNF	H3	3.375	1.657	-	0.367	0.275	0.438	4
1734400	●	5/8 - 11 UNC	H3	3.813	1.811	-	0.480	0.360	0.563	4
1739400	●	5/8 - 18 UNF	H3	3.813	1.811	-	0.480	0.360	0.563	4
1734500	●	3/4 - 10 UNC	H3	4.250	2.000	-	0.590	0.442	0.688	4
1739500	●	3/4 - 16 UNF	H3	4.250	2.000	-	0.590	0.442	0.688	4

● Stocked ○ Available Upon Request; MOQ May Apply ▲ Globally Stocked
 Note: Other coatings are available upon request.



P					M			K	N		S		H			
Steel					Stainless Steel			Cast Iron	Non-Ferrous		HRSA		Hardened Steel			
Carbon Steel			Alloy Steel	Die Steel	Aluminum		Nickel Alloy		Titanium							
Low	Medium	High			6061	7075				Casting	Inconel	6Al4V (30 HRC)	~35 HRC	35-45 HRC	45-50 HRC	50-70 HRC
1010	1035	1045	1065	4140	4340								○	○		
1018	1045	1065		4340									○	○		
				20-40 SFM	15-20 SFM								○	○		

○ Good ○ Best






List 10052

EXOTAP® DC VP-DC-HT, DIN Overall Length

STRAIGHT FLUTE	VC10	V	C/1.5P	0°	PACKED 1 PIECE
----------------	------	---	--------	----	-------------------



EDP	Thread Size	Thread Limit	Overall Length	Thread Length	Neck Length	Shank Diameter	Square Width	Square Length	Number of Flutes	
			L (Inch)	Lc (Inch)	L1 (Inch)	d (Inch)	k (Inch)	Ik (Inch)		
1005200108	●	1/4 - 20 UNC	H3	3.150	0.598	1.181	0.255	0.191	0.313	4
1005200208	●	1/4 - 20 UNC	H5	3.150	0.598	1.181	0.255	0.191	0.313	4
1005200308	●	1/4 - 28 UNF	H3	3.150	0.598	1.181	0.255	0.191	0.313	4
1005200408	●	5/16 - 18 UNC	H3	3.543	0.665	1.377	0.318	0.238	0.375	4
1005200508	●	5/16 - 18 UNC	H5	3.543	0.665	1.377	0.318	0.238	0.375	4
1005200608	●	5/16 - 24 UNF	H3	3.543	0.665	1.377	0.318	0.238	0.375	4
1005200708	●	3/8 - 16 UNC	H3	3.937	0.751	1.377	0.381	0.286	0.438	4
1005200808	●	3/8 - 16 UNC	H5	3.937	0.751	1.377	0.381	0.286	0.438	4
1005200908	●	3/8 - 24 UNF	H3	3.937	0.751	1.377	0.381	0.286	0.438	4
1005201008	●	7/16 - 14 UNC	H3	3.937	0.858	1.712	0.323	0.242	0.406	4
1005201108	●	7/16 - 14 UNC	H5	3.937	0.858	1.712	0.323	0.242	0.406	4
1005201208	●	7/16 - 20 UNF	H3	3.937	0.858	1.712	0.323	0.242	0.406	4
1005201308	●	7/16 - 20 UNF	H5	3.937	0.858	1.712	0.323	0.242	0.406	4
1005201408	●	1/2 - 13 UNC	H3	4.331	0.921	1.933	0.367	0.275	0.438	4
1005201508	●	1/2 - 13 UNC	H5	4.331	0.921	1.933	0.367	0.275	0.438	4
1005201608	●	1/2 - 20 UNF	H3	3.937	0.921	1.933	0.367	0.275	0.438	4
1005201708	●	1/2 - 20 UNF	H5	3.937	0.921	1.933	0.367	0.275	0.438	4
1005201808	●	9/16 - 12 UNC	H3	4.331	1.000	1.972	0.429	0.322	0.500	5
1005201908	●	9/16 - 12 UNC	H5	4.331	1.000	1.972	0.429	0.322	0.500	5
1005202008	●	9/16 - 18 UNF	H3	3.937	1.000	1.972	0.429	0.322	0.500	5
1005202108	●	9/16 - 18 UNF	H5	3.937	1.000	1.972	0.429	0.322	0.500	5
1005202208	●	5/8 - 11 UNC	H3	4.331	1.090	2.125	0.480	0.360	0.563	5
1005202308	●	5/8 - 11 UNC	H5	4.331	1.090	2.125	0.480	0.360	0.563	5
1005202408	●	5/8 - 18 UNF	H3	3.937	1.090	2.125	0.480	0.360	0.563	5
1005202508	●	5/8 - 18 UNF	H5	3.937	1.090	2.125	0.480	0.360	0.563	5
1005202608	●	3/4 - 10 UNC	H3	4.921	1.200	2.433	0.590	0.442	0.688	5
1005202708	●	3/4 - 10 UNC	H5	4.921	1.200	2.433	0.590	0.442	0.688	5
1005202808	●	3/4 - 16 UNF	H3	4.331	1.200	2.433	0.590	0.442	0.688	5
1005202908	●	3/4 - 16 UNF	H5	4.331	1.200	2.433	0.590	0.442	0.688	5
1005203008	●	7/8 - 9 UNC	H3	5.512	1.334	2.653	0.697	0.523	0.750	5
1005203108	●	7/8 - 9 UNC	H5	5.512	1.334	2.653	0.697	0.523	0.750	5
1005203208	●	7/8 - 14 UNF	H3	4.921	1.334	2.653	0.697	0.523	0.750	5
1005203308	●	7/8 - 14 UNF	H5	4.921	1.334	2.653	0.697	0.523	0.750	5
1005203408	●	1 - 8 UNC	H3	6.299	1.500	3.011	0.800	0.600	0.813	5
1005203508	●	1 - 8 UNC	H5	6.299	1.500	3.011	0.800	0.600	0.813	5

● Stocked ○ Available Upon Request; MOQ May Apply ▲ Globally Stocked



P					M			K	N		S		H						
Steel					Stainless Steel			Cast Iron	Non-Ferrous		HRSA		Hardened Steel						
Carbon Steel			Alloy Steel	Die Steel	Aluminum		Nickel Alloy		Titanium										
Low	Medium	High			6061	7075				Casting	Inconel	6Al4V (30 HRC)	~35 HRC	35-45 HRC	45-50 HRC	50-70 HRC			
1010	1035	1045	1065	4140	4340	300	400	17-4 PH											
									⊙		⊙								
									25-75 SFM		40-65 SFM								


○ Good ⊙ Best





List 11052

EXOTAP® DC VP-DC-HT, DIN Overall Length



EDP		Thread Size	Thread Limit	Overall Length	Thread Length	Neck Length	Shank Diameter	Square Width	Square Length	Number of Flutes
				L (mm)	Lc (mm)	L1 (mm)	d (mm)	k (mm)	lk (mm)	
1105200108	●	M6 x 1	D5	80.00	12.00	30.00	6.48	4.85	7.94	3
1105200208	●	M8 x 1.25	D5	90.00	15.00	35.00	8.08	6.05	9.53	4
1105200308	●	M10 x 1	D5	90.00	18.00	39.00	9.68	7.26	11.11	4
1105200408	●	M10 x 1.25	D6	100.00	18.00	39.00	9.68	7.26	11.11	4
1105200508	●	M10 x 1.5	D6	100.00	18.00	39.00	9.68	7.26	11.11	4
1105200608	●	M12 x 1.25	D6	100.00	21.00	49.10	9.32	6.99	11.11	4
1105200708	●	M12 x 1.5	D6	100.00	21.00	49.10	9.32	6.99	11.11	4
1105200808	●	M12 x 1.75	D6	110.00	21.00	49.10	9.32	6.99	11.11	4
1105200908	●	M14 x 1.5	D7	100.00	24.00	50.10	10.90	8.18	12.70	5
1105201008	●	M14 x 2	D7	110.00	24.00	50.10	10.90	8.18	12.70	5
1105201108	●	M16 x 1.5	D6	100.00	24.00	54.00	12.19	9.14	14.29	5
1105201208	●	M16 x 2	D7	110.00	24.00	54.00	12.19	9.14	14.29	5
1105201308	●	M18 x 1.5	D6	110.00	30.00	55.00	13.77	10.31	15.88	5
1105201408	●	M18 x 2	D7	125.00	30.00	55.00	13.77	10.31	15.88	5
1105201508	●	M18 x 2.5	D7	125.00	30.00	55.00	13.77	10.31	15.88	5
1105201608	●	M20 x 1.5	D6	125.00	30.00	61.80	16.56	12.42	17.46	5
1105201708	●	M20 x 2	D7	140.00	30.00	61.80	16.56	12.42	17.46	5
1105201808	●	M20 x 2.5	D7	140.00	30.00	61.80	16.56	12.42	17.46	5
1105201908	●	M22 x 1.5	D6	125.00	30.00	67.40	17.70	13.28	19.05	5
1105202008	●	M22 x 2	D8	140.00	30.00	67.40	17.70	13.28	19.05	5
1105202108	●	M22 x 2.5	D8	140.00	30.00	67.40	17.70	13.28	19.05	5
1105202208	●	M24 x 1.5	D6	140.00	36.00	68.40	19.30	14.48	19.05	5
1105202308	●	M24 x 2	D8	140.00	36.00	68.40	19.30	14.48	19.05	5
1105202408	●	M24 x 3	D8	160.00	36.00	68.40	19.30	14.48	19.05	5

● Stocked ○ Available Upon Request; MOQ May Apply ▲ Globally Stocked



P					M			K	N		S		H					
Steel					Stainless Steel			Cast Iron	Non-Ferrous		HRSA		Hardened Steel					
Carbon Steel			Alloy Steel	Die Steel					Aluminum		Nickel Alloy	Titanium						
Low	Medium	High							6061	Casting			Inconel	6Al4V	~35 HRC	35-45 HRC	45-50 HRC	50-70 HRC
1010	1035	1065	4140	4340	300	400	17-4 PH	25-75 SFM	6061	7075	Casting	Inconel	6Al4V	(30 HRC)				
1018	1045																	

○ Good ○ Best






List 10053

EXOTAP® DC-OIL VPO-DC-HT, DIN Overall Length

STRAIGHT FLUTE	VC10	V		C/1.5P	0°	PACKED 1 PIECE
----------------	------	---	--	--------	----	-------------------



EDP	Thread Size	Thread Limit	Overall Length	Thread Length	Neck Length	Shank Diameter	Square Width	Square Length	Number of Flutes	
			L (Inch)	Lc (Inch)	L1 (Inch)	d (Inch)	k (Inch)	lk (Inch)		
1005300108	●	1/4 - 20 UNC	H3	3.150	0.598	1.181	0.255	0.191	0.313	4
1005300208	●	1/4 - 20 UNC	H5	3.150	0.598	1.181	0.255	0.191	0.313	4
1005300308	●	1/4 - 28 UNF	H3	3.150	0.598	1.181	0.255	0.191	0.313	4
1005300408	●	5/16 - 18 UNC	H3	3.543	0.665	1.377	0.318	0.238	0.375	4
1005300508	●	5/16 - 18 UNC	H5	3.543	0.665	1.377	0.318	0.238	0.375	4
1005300608	●	5/16 - 24 UNF	H3	3.543	0.665	1.377	0.318	0.238	0.375	4
1005300708	●	3/8 - 16 UNC	H3	3.937	0.751	1.377	0.381	0.286	0.438	4
1005300808	●	3/8 - 16 UNC	H5	3.937	0.751	1.377	0.381	0.286	0.438	4
1005300908	●	3/8 - 24 UNF	H3	3.937	0.751	1.377	0.381	0.286	0.438	4
1005301008	●	7/16 - 14 UNC	H3	3.937	0.858	1.712	0.323	0.242	0.406	4
1005301108	●	7/16 - 14 UNC	H5	3.937	0.858	1.712	0.323	0.242	0.406	4
1005301208	●	7/16 - 20 UNF	H3	3.937	0.858	1.712	0.323	0.242	0.406	4
1005301308	●	7/16 - 20 UNF	H5	3.937	0.858	1.712	0.323	0.242	0.406	4
1005301408	●	1/2 - 13 UNC	H3	4.331	0.921	1.933	0.367	0.275	0.438	4
1005301508	●	1/2 - 13 UNC	H5	4.331	0.921	1.933	0.367	0.275	0.438	4
1005301608	●	1/2 - 20 UNF	H3	3.937	0.921	1.933	0.367	0.275	0.438	4
1005301708	●	1/2 - 20 UNF	H5	3.937	0.921	1.933	0.367	0.275	0.438	4
1005301808	●	9/16 - 12 UNC	H3	4.331	1.000	1.972	0.429	0.322	0.500	5
1005301908	●	9/16 - 12 UNC	H5	4.331	1.000	1.972	0.429	0.322	0.500	5
1005302008	●	9/16 - 18 UNF	H3	3.937	1.000	1.972	0.429	0.322	0.500	5
1005302108	●	9/16 - 18 UNF	H5	3.937	1.000	1.972	0.429	0.322	0.500	5
1005302208	●	5/8 - 11 UNC	H3	4.331	1.090	2.125	0.480	0.360	0.563	5
1005302308	●	5/8 - 11 UNC	H5	4.331	1.090	2.125	0.480	0.360	0.563	5
1005302408	●	5/8 - 18 UNF	H3	3.937	1.090	2.125	0.480	0.360	0.563	5
1005302508	●	5/8 - 18 UNF	H5	3.937	1.090	2.125	0.480	0.360	0.563	5
1005302608	●	3/4 - 10 UNC	H3	4.921	1.200	2.433	0.590	0.442	0.688	5
1005302708	●	3/4 - 10 UNC	H5	4.921	1.200	2.433	0.590	0.442	0.688	5
1005302808	●	3/4 - 16 UNF	H3	4.331	1.200	2.433	0.590	0.442	0.688	5
1005302908	●	3/4 - 16 UNF	H5	4.331	1.200	2.433	0.590	0.442	0.688	5
1005303008	●	7/8 - 9 UNC	H3	5.512	1.334	2.653	0.697	0.523	0.750	5
1005303108	●	7/8 - 9 UNC	H5	5.512	1.334	2.653	0.697	0.523	0.750	5
1005303208	●	7/8 - 14 UNF	H3	4.921	1.334	2.653	0.697	0.523	0.750	5
1005303308	●	7/8 - 14 UNF	H5	4.921	1.334	2.653	0.697	0.523	0.750	5
1005303408	●	1 - 8 UNC	H3	6.299	1.500	3.011	0.800	0.600	0.813	5
1005303508	●	1 - 8 UNC	H5	6.299	1.500	3.011	0.800	0.600	0.813	5

● Stocked ○ Available Upon Request; MOQ May Apply ▲ Globally Stocked

EXT

P					M			K	N		S		H				
Steel					Stainless Steel			Cast Iron	Non-Ferrous		HRSA		Hardened Steel				
Carbon Steel			Alloy Steel	Die Steel					Aluminum		Nickel Alloy	Titanium					
Low	Medium	High							6061	Casting			Inconel	6Al4V	~35 HRC	35-45 HRC	45-50 HRC
1010	1035	1065	4140	4340	300	400	17-4 PH	⊙	⊙								
1018	1045							40-100 SFM	50-110 SFM								


○ Good ⊙ Best





List 11053

EXOTAP® DC-OIL VPO-DC-HT, DIN Overall Length



EDP	Thread Size	Thread Limit	Overall Length	Thread Length	Neck Length	Shank Diameter	Square Width	Square Length	Number of Flutes
			L (mm)	Lc (mm)	L1 (mm)	d (mm)	k (mm)	lk (mm)	
1105300108	M6 x 1	D5	80.00	12.00	30.00	6.48	4.85	7.94	3
1105300208	M8 x 1.25	D5	90.00	15.00	35.00	8.08	6.05	9.53	4
1105300308	M10 x 1.25	D6	100.00	18.00	39.00	9.68	7.26	11.11	4
1105300408	M10 x 1.5	D6	100.00	18.00	39.00	9.68	7.26	11.11	4
1105302508	M12 x 1.25	D6	100.00	21.00	49.10	9.32	6.99	11.11	4
1105300508	M12 x 1.5	D6	100.00	21.00	49.10	9.32	6.99	11.11	4
1105300608	M12 x 1.75	D6	110.00	21.00	49.10	9.32	6.99	11.11	4
1105300708	M14 x 1.5	D7	100.00	24.00	50.10	10.90	8.18	12.70	5
1105300808	M14 x 2	D7	110.00	24.00	50.10	10.90	8.18	12.70	5
1105301108	M16 x 1.5	D6	100.00	24.00	54.00	12.19	9.14	14.29	5
1105301208	M16 x 2	D7	110.00	24.00	54.00	12.19	9.14	14.29	5
1105301308	M18 x 1.5	D6	110.00	30.00	55.00	13.77	10.31	15.88	5
1105301408	M18 x 2	D7	125.00	30.00	55.00	13.77	10.31	15.88	5
1105301508	M18 x 2.5	D7	125.00	30.00	55.00	13.77	10.31	15.88	5
1105301608	M20 x 1.5	D6	125.00	30.00	61.80	16.56	12.42	17.46	5
1105301708	M20 x 2	D7	140.00	30.00	61.80	16.56	12.42	17.46	5
1105301808	M20 x 2.5	D7	140.00	30.00	61.80	16.56	12.42	17.46	5
1105301908	M22 x 1.5	D6	125.00	30.00	67.40	17.70	13.28	19.05	5
1105302008	M22 x 2	D8	140.00	30.00	67.40	17.70	13.28	19.05	5
1105302108	M22 x 2.5	D8	140.00	30.00	67.40	17.70	13.28	19.05	5
1105302208	M24 x 1.5	D6	140.00	36.00	68.40	19.30	14.48	19.05	5
1105302308	M24 x 2	D8	140.00	36.00	68.40	19.30	14.48	19.05	5
1105302408	M24 x 3	D8	160.00	36.00	68.40	19.30	14.48	19.05	5

● Stocked ○ Available Upon Request; MOQ May Apply ▲ Globally Stocked

EXT

P					M			K	N		S		H			
Steel					Stainless Steel			Cast Iron	Non-Ferrous		HRSA		Hardened Steel			
Carbon Steel			Alloy Steel	Die Steel					Aluminum		Nickel Alloy	Titanium				
Low	Medium	High						6061	Casting	Inconel			6Al4V	~35 HRC	35-45 HRC	45-50 HRC
1010	1035	1065	4140	4340	300	400	17-4 PH	40-100 SFM	6061	Casting	Inconel	6Al4V (30 HRC)				
1018	1045												50-110 SFM			

○ Good ⊗ Best






List 11054

EXOTAP® DC VP-DC-HT, DIN Shank, DIN Overall Length

STRAIGHT FLUTE	VC10	V	C/1.5P	0°	PACKED 1 PIECE
----------------	------	---	--------	----	-------------------



EDP		Thread Size	Thread Limit	Overall Length	Thread Length	Neck Length	Shank Diameter	Square Width	Square Length	Number of Flutes
				L (mm)	Lc (mm)	L1 (mm)	d (mm)	k (mm)	lk (mm)	
1105400108	●	M6 x 1	D5	80.00	12.00	30.00	6.00	4.90	8.00	3
1105400208	●	M8 x 1.25	D5	90.00	15.00	35.00	8.00	6.20	9.00	4
1105400308	●	M10 x 1.5	D6	100.00	18.00	39.00	10.00	8.00	11.00	4

● Stocked ○ Available Upon Request; MOQ May Apply ▲ Globally Stocked

EXT

ABOUT OSG

DRILLING

THREADING

MILLING

HOLDERS

INDEX

P					M			K	N		S		H				
Steel					Stainless Steel			Cast Iron	Non-Ferrous		HRSA		Hardened Steel				
Carbon Steel			Alloy Steel	Die Steel			Aluminum		Nickel Alloy	Titanium							
Low	Medium	High			300	400	17-4 PH				6061 7075	Casting	Inconel	6Al4V (30 HRC)	~35 HRC	35-45 HRC	45-50 HRC
1010	1035	1065	4140	4340			○		○								
1018	1045						25-75 SFM		40-65 SFM								


○ Good ○ Best





List 11055

EXOTAP® DC-OIL VPO-DC-HT, DIN Shank, DIN Overall Length



EDP	Thread Size	Thread Limit	Overall Length	Thread Length	Neck Length	Shank Diameter	Square Width	Square Length	Number of Flutes
			L (mm)	Lc (mm)	L1 (mm)	d (mm)	k (mm)	lk (mm)	
1105500108	● M6 x 1	D5	80.00	12.00	30.00	6.00	4.90	8.00	3
1105500208	● M8 x 1.25	D5	90.00	14.00	34.90	8.00	6.20	9.00	4
1105500308	● M10 x 1.5	D6	100.00	17.00	38.90	10.00	8.00	11.00	4
1105500408	● M12 x 1.75	D6	110.00	20.00	43.90	9.00	7.00	10.00	4

● Stocked ○ Available Upon Request; MOQ May Apply ▲ Globally Stocked



P					M			K	N		S		H			
Steel					Stainless Steel			Cast Iron	Non-Ferrous		HRSA		Hardened Steel			
Carbon Steel			Alloy Steel	Die Steel					Aluminum		Nickel Alloy	Titanium				
Low	Medium	High							6061	Casting			Inconel	6Al4V	~35 HRC	35-45 HRC
1010	1035	1065	4140	4340	300	400	17-4 PH	40-100 SFM	6061	Casting	Inconel	6Al4V (30 HRC)	~35 HRC	35-45 HRC	45-50 HRC	50-70 HRC
1018	1045								7075							

○ Good ⊙ Best






List 10056

EXOTAP® DC VP-DC-HT

STRAIGHT FLUTE	VC10	V	C/1.5P	0°	PACKED 1 PIECE
----------------	------	---	--------	----	-------------------



EDP	Thread Size	Thread Limit	Overall Length	Thread Length	Neck Length	Shank Diameter	Square Width	Square Length	Number of Flutes	
			L (Inch)	Lc (Inch)	L1 (Inch)	d (Inch)	k (Inch)	lk (Inch)		
1005600108	●	1/4 - 20 UNC	H3	2.500	0.598	1.000	0.255	0.191	0.313	4
1005600208	●	1/4 - 20 UNC	H5	2.500	0.598	1.000	0.255	0.191	0.313	4
1005600308	●	1/4 - 28 UNF	H3	2.500	0.598	1.000	0.255	0.191	0.313	4
1005600408	●	5/16 - 18 UNC	H3	2.720	0.665	1.125	0.318	0.238	0.375	4
1005600508	●	5/16 - 18 UNC	H5	2.720	0.665	1.125	0.318	0.238	0.375	4
1005600608	●	5/16 - 24 UNF	H3	2.720	0.665	1.125	0.318	0.238	0.375	4
1005600708	●	3/8 - 16 UNC	H3	2.930	0.751	1.251	0.381	0.286	0.438	4
1005600808	●	3/8 - 16 UNC	H5	2.930	0.751	1.251	0.381	0.286	0.438	4
1005600908	●	3/8 - 24 UNF	H3	2.930	0.751	1.251	0.381	0.286	0.438	4
1005601008	●	7/16 - 14 UNC	H3	3.150	0.858	1.712	0.323	0.242	0.406	4
1005601108	●	7/16 - 14 UNC	H5	3.150	0.858	1.712	0.323	0.242	0.406	4
1005601208	●	7/16 - 20 UNF	H3	3.150	0.858	1.712	0.323	0.242	0.406	4
1005601308	●	7/16 - 20 UNF	H5	3.150	0.858	1.712	0.323	0.242	0.406	4
1005601408	●	1/2 - 13 UNC	H3	3.370	0.921	1.933	0.367	0.275	0.438	4
1005601508	●	1/2 - 13 UNC	H5	3.370	0.921	1.933	0.367	0.275	0.438	4
1005601608	●	1/2 - 20 UNF	H3	3.370	0.921	1.933	0.367	0.275	0.438	4
1005601708	●	1/2 - 20 UNF	H5	3.370	0.921	1.933	0.367	0.275	0.438	4
1005601808	●	9/16 - 12 UNC	H3	3.590	1.000	1.972	0.429	0.322	0.500	5
1005601908	●	9/16 - 12 UNC	H5	3.590	1.000	1.972	0.429	0.322	0.500	5
1005602008	●	9/16 - 18 UNF	H3	3.590	1.000	1.972	0.429	0.322	0.500	5
1005602108	●	9/16 - 18 UNF	H5	3.590	1.000	1.972	0.429	0.322	0.500	5
1005602208	●	5/8 - 11 UNC	H3	3.810	1.090	2.125	0.480	0.360	0.563	5
1005602308	●	5/8 - 11 UNC	H5	3.810	1.090	2.125	0.480	0.360	0.563	5
1005602408	●	5/8 - 18 UNF	H3	3.810	1.090	2.125	0.480	0.360	0.563	5
1005602508	●	5/8 - 18 UNF	H5	3.810	1.090	2.125	0.480	0.360	0.563	5
1005602608	●	3/4 - 10 UNC	H3	4.250	1.200	2.433	0.590	0.442	0.688	5
1005602708	●	3/4 - 10 UNC	H5	4.250	1.200	2.433	0.590	0.442	0.688	5
1005602808	●	3/4 - 16 UNF	H3	4.250	1.200	2.433	0.590	0.442	0.688	5
1005602908	●	3/4 - 16 UNF	H5	4.250	1.200	2.433	0.590	0.442	0.688	5

● Stocked ○ Available Upon Request; MOQ May Apply ▲ Globally Stocked



P					M			K	N		S		H						
Steel					Stainless Steel			Cast Iron	Non-Ferrous		HRSA		Hardened Steel						
Carbon Steel			Alloy Steel	Die Steel					Aluminum		Nickel Alloy	Titanium							
Low	Medium	High							6061	Casting			Inconel	6Al4V	~35 HRC	35-45 HRC	45-50 HRC	50-70 HRC	
1010	1035	1045	1065	4140	4340	300	400	17-4 PH		6061	7075		6Al4V	(30 HRC)					
1018	1045	1065	4140	4340					⊙			⊙							
									25-75 SFM			40-65 SFM							

○ Good ⊙ Best



ABOUT OSG

DRILLING

THREADING

MILLING

HOLDERS


INDEX



List 11056

EXOTAP® DC VP-DC-HT

STRAIGHT FLUTE	VC10	V	C/1.5P	0°	PACKED 1 PIECE
----------------	------	---	--------	----	-------------------



EDP	Thread Size	Thread Limit	Overall Length	Thread Length	Neck Length	Shank Diameter	Square Width	Square Length	Number of Flutes
			L (mm)	Lc (mm)	L1 (mm)	d (mm)	k (mm)	lk (mm)	
1105600108	M6 x 1	D5	63.50	12.00	25.40	6.48	4.85	7.94	3
1105600208	M8 x 1.25	D5	69.10	15.00	28.60	8.08	6.05	9.53	4
1105600308	M10 x 1	D5	74.60	18.00	31.80	9.68	7.26	11.11	4
1105600408	M10 x 1.25	D6	74.60	18.00	31.80	9.68	7.26	11.11	4
1105600508	M10 x 1.5	D6	74.60	18.00	31.80	9.68	7.26	11.11	4
1105600608	M12 x 1.25	D6	85.70	21.00	49.10	9.32	6.99	11.11	4
1105600708	M12 x 1.5	D6	85.70	21.00	49.10	9.32	6.99	11.11	4
1105600808	M12 x 1.75	D6	85.70	21.00	49.10	9.32	6.99	11.11	4
1105600908	M14 x 1.5	D7	91.30	24.00	50.10	10.90	8.18	12.70	5
1105601008	M14 x 2	D7	91.30	24.00	50.10	10.90	8.18	12.70	5

● Stocked ○ Available Upon Request; MOQ May Apply ▲ Globally Stocked



P					M			K	N		S		H				
Steel					Stainless Steel			Cast Iron	Non-Ferrous		HRSA		Hardened Steel				
Carbon Steel			Alloy Steel	Die Steel	Aluminum		Nickel Alloy		Titanium								
Low	Medium	High			6061	Casting				Inconel	6Al4V (30 HRC)	~35 HRC	35-45 HRC	45-50 HRC	50-70 HRC		
1010	1035	1065	4140	4340	300	400	17-4 PH	25-75 SFM	6061	7075	Casting	Inconel	6Al4V (30 HRC)	~35 HRC	35-45 HRC	45-50 HRC	50-70 HRC
1018	1045																

○ Good ⊙ Best






List 10057

EXOTAP® DC-OIL VPO-DC-HT

STRAIGHT FLUTE	VC10	V		4 FLUTE	C/1.5P	0°	PACKED 1 PIECE
----------------	------	---	--	---------	--------	----	----------------



EDP	Thread Size	Thread Limit	Overall Length	Thread Length	Neck Length	Shank Diameter	Square Width	Square Length	
			L (Inch)	Lc (Inch)	L1 (Inch)	d (Inch)	k (Inch)	lk (Inch)	
1005700108	●	1/4 - 20 UNC	H3	2.500	0.598	1.000	0.255	0.191	0.313
1005700208	●	1/4 - 20 UNC	H5	2.500	0.598	1.000	0.255	0.191	0.313
1005700308	●	1/4 - 28 UNF	H3	2.500	0.598	1.000	0.255	0.191	0.313
1005700408	●	5/16 - 18 UNC	H3	2.719	0.665	1.125	0.318	0.238	0.375
1005700508	●	5/16 - 18 UNC	H5	2.719	0.665	1.125	0.318	0.238	0.375
1005700608	●	5/16 - 24 UNF	H3	2.719	0.665	1.125	0.318	0.238	0.375
1005700708	●	3/8 - 16 UNC	H3	2.938	0.751	1.251	0.381	0.286	0.438
1005700808	●	3/8 - 16 UNC	H5	2.938	0.751	1.251	0.381	0.286	0.438
1005700908	●	3/8 - 24 UNF	H3	2.938	0.751	1.251	0.381	0.286	0.438
1005701008	●	7/16 - 14 UNC	H3	3.156	0.858	1.712	0.323	0.242	0.406
1005701108	●	7/16 - 14 UNC	H5	3.156	0.858	1.712	0.323	0.242	0.406
1005701208	●	7/16 - 20 UNF	H3	3.156	0.858	1.712	0.323	0.242	0.406
1005701308	●	7/16 - 20 UNF	H5	3.156	0.858	1.712	0.323	0.242	0.406
1005701408	●	1/2 - 13 UNC	H3	3.375	0.921	1.933	0.367	0.275	0.438
1005701508	●	1/2 - 13 UNC	H5	3.375	0.921	1.933	0.367	0.275	0.438
1005701608	●	1/2 - 20 UNF	H3	3.375	0.921	1.933	0.367	0.275	0.438
1005701708	●	1/2 - 20 UNF	H5	3.375	0.921	1.933	0.367	0.275	0.438

● Stocked ○ Available Upon Request; MOQ May Apply ▲ Globally Stocked

EXT

P					M			K	N		S		H						
Steel					Stainless Steel			Cast Iron	Non-Ferrous		HRSA		Hardened Steel						
Carbon Steel			Alloy Steel	Die Steel			Aluminum		Nickel Alloy	Titanium									
Low	Medium	High			300	400	17-4 PH				6061	Casting	Inconel	6Al4V	~35 HRC	35-45 HRC	45-50 HRC	50-70 HRC	
1010	1035	1045	1065	4140	4340														
1018	1045	1065					⊙		⊙										
							40-100 SFM		50-110 SFM										

○ Good ⊙ Best




ABOUT OSG
DRILLING
THREADING
MILLING
HOLDERS
INDEX



List 11057

EXOTAP® DC-OIL VPO-DC-HT



EDP	Thread Size	Thread Limit	Overall Length	Thread Length	Neck Length	Shank Diameter	Square Width	Square Length	Number of Flutes
			L (mm)	Lc (mm)	L1 (mm)	d (mm)	k (mm)	lk (mm)	
1105700108	M6 x 1	D5	63.50	12.00	25.40	6.48	4.85	7.94	3
1105700208	M8 x 1.25	D5	69.10	15.00	28.60	8.08	6.05	9.53	4
1105700308	M10 x 1.25	D6	74.60	18.00	31.80	9.68	7.26	11.11	4
1105700408	M10 x 1.5	D6	74.60	18.00	31.80	9.68	7.26	11.11	4
1105700508	M12 x 1.5	D6	85.70	21.00	49.10	9.32	6.99	11.11	4
1105700608	M12 x 1.75	D6	85.70	21.00	49.10	9.32	6.99	11.11	4
1105700708	M14 x 1.5	D7	91.30	24.00	50.10	10.90	8.18	12.70	5
1105700808	M14 x 2	D7	91.30	24.00	50.10	10.90	8.18	12.70	5

● Stocked ○ Available Upon Request; MOQ May Apply ▲ Globally Stocked

EXT

P					M			K	N		S		H				
Steel					Stainless Steel			Cast Iron	Non-Ferrous		HRSA		Hardened Steel				
Carbon Steel			Alloy Steel	Die Steel					Aluminum		Nickel Alloy	Titanium					
Low	Medium	High							6061	Casting			Inconel	6Al4V (30 HRC)	~35 HRC	35-45 HRC	45-50 HRC
1010	1035	1065	4140	4340	300	400	17-4 PH	○	○								
1018	1045							40-100 SFM	50-110 SFM								

○ Good ⊙ Best






List 240

HY-PRO® DC EX-DC-HT

STRAIGHT FLUTE	HSSE	BR	N	C/1.5P	C/4P	0°	PACKED 1 PIECE
----------------	------	----	---	--------	------	----	-------------------



EDP		Thread Size	Thread Limit	Chamfer Type	Overall Length	Thread Length	Neck Length	Shank Diameter	Square Width	Square Length	Number of Flutes	Surface Treatment
					L (Inch)	Lc (Inch)	L1 (Inch)	d (Inch)	k (Inch)	lk (Inch)		
2492900	●	No. 2 - 56 UNC	H2	Bottom (1.5P)	1.811	0.437	0.476	0.141	0.110	0.188	3	Bright
2492800	●	No. 2 - 56 UNC	H2	Plug (4P)	1.811	0.437	0.476	0.141	0.110	0.188	3	Bright
2493100	●	No. 4 - 40 UNC	H2	Bottom (1.5P)	1.874	0.295	0.559	0.141	0.110	0.188	3	Bright
2493000	●	No. 4 - 40 UNC	H2	Plug (4P)	1.874	0.295	0.559	0.141	0.110	0.188	3	Bright
2401203	●	No. 5 - 40 UNC	H3	Bottom (1.5P)	1.937	0.299	0.626	0.141	0.110	0.188	3	Nitride
2401103	●	No. 5 - 40 UNC	H3	Plug (4P)	1.937	0.299	0.626	0.141	0.110	0.188	3	Nitride
2401603	●	No. 6 - 32 UNC	H3	Bottom (1.5P)	2.000	0.370	0.685	0.141	0.110	0.188	3	Nitride
2401503	●	No. 6 - 32 UNC	H3	Plug (4P)	2.000	0.370	0.685	0.141	0.110	0.188	3	Nitride
2493203	●	No. 8 - 32 UNC	H3	Bottom (1.5P)	2.126	0.374	0.752	0.168	0.131	0.250	3	Nitride
2401903	●	No. 8 - 32 UNC	H3	Plug (4P)	2.126	0.374	0.752	0.168	0.131	0.250	3	Nitride
2402403	●	No. 10 - 24 UNC	H3	Bottom (1.5P)	2.374	0.492	0.866	0.194	0.152	0.250	3	Nitride
2402303	●	No. 10 - 24 UNC	H3	Plug (4P)	2.374	0.492	0.866	0.194	0.152	0.250	3	Nitride
2402803	●	No. 10 - 32 UNF	H3	Bottom (1.5P)	2.374	0.492	0.866	0.194	0.152	0.250	3	Nitride
2402703	●	No. 10 - 32 UNF	H3	Plug (4P)	2.374	0.492	0.866	0.194	0.152	0.250	3	Nitride
2403203	●	1/4 - 20 UNC	H3	Bottom (1.5P)	2.500	0.594	0.996	0.255	0.191	0.313	3	Nitride
2493303	●	1/4 - 20 UNC	H3	Plug (4P)	2.500	0.594	0.996	0.255	0.191	0.313	3	Nitride
2403603	●	1/4 - 20 UNC	H5	Bottom (1.5P)	2.500	0.594	0.996	0.255	0.191	0.313	3	Nitride
2493403	●	1/4 - 20 UNC	H5	Plug (4P)	2.500	0.594	0.996	0.255	0.191	0.313	3	Nitride
2493603	●	1/4 - 28 UNF	H3	Bottom (1.5P)	2.500	0.594	0.996	0.255	0.191	0.313	3	Nitride
2493503	●	1/4 - 28 UNF	H3	Plug (4P)	2.500	0.594	0.996	0.255	0.191	0.313	3	Nitride
2404403	●	5/16 - 18 UNC	H3	Bottom (1.5P)	2.720	0.665	1.126	0.318	0.238	0.375	4	Nitride
2404303	●	5/16 - 18 UNC	H3	Plug (4P)	2.720	0.665	1.126	0.318	0.238	0.375	4	Nitride
2493803	●	5/16 - 18 UNC	H5	Bottom (1.5P)	2.720	0.665	1.126	0.318	0.238	0.375	4	Nitride
2493703	●	5/16 - 18 UNC	H5	Plug (4P)	2.720	0.665	1.126	0.318	0.238	0.375	4	Nitride
2494003	●	5/16 - 24 UNF	H3	Bottom (1.5P)	2.720	0.665	1.126	0.318	0.238	0.375	4	Nitride
2493903	●	5/16 - 24 UNF	H3	Plug (4P)	2.720	0.665	1.126	0.318	0.238	0.375	4	Nitride
2494203	●	3/8 - 16 UNC	H3	Bottom (1.5P)	2.937	0.752	1.252	0.381	0.286	0.438	4	Nitride
2494103	●	3/8 - 16 UNC	H3	Plug (4P)	2.937	0.752	1.252	0.381	0.286	0.438	4	Nitride
2494403	●	3/8 - 16 UNC	H5	Bottom (1.5P)	2.937	0.752	1.252	0.381	0.286	0.438	4	Nitride
2494303	●	3/8 - 16 UNC	H5	Plug (4P)	2.937	0.752	1.252	0.381	0.286	0.438	4	Nitride
2406403	●	3/8 - 24 UNF	H3	Bottom (1.5P)	2.937	0.752	1.252	0.381	0.286	0.438	4	Nitride
2406303	●	3/8 - 24 UNF	H3	Plug (4P)	2.937	0.752	1.252	0.381	0.286	0.438	4	Nitride
2494603	●	7/16 - 14 UNC	H3	Bottom (1.5P)	3.157	0.858	1.713	0.323	0.242	0.406	4	Nitride
2494503	●	7/16 - 14 UNC	H3	Plug (4P)	3.157	0.858	1.713	0.323	0.242	0.406	4	Nitride
2494803	●	7/16 - 20 UNF	H3	Bottom (1.5P)	3.157	0.858	1.713	0.323	0.242	0.406	4	Nitride
2494703	●	7/16 - 20 UNF	H3	Plug (4P)	3.157	0.858	1.713	0.323	0.242	0.406	4	Nitride
2407603	●	1/2 - 13 UNC	H3	Bottom (1.5P)	3.374	0.921	1.933	0.367	0.275	0.438	4	Nitride

● Stocked ○ Available Upon Request; MOQ May Apply ▲ Globally Stocked
Note: Other coatings are available upon request.



CONTINUED

P					M			K	N		S		H				
Steel					Stainless Steel			Cast Iron	Non-Ferrous		HRSA		Hardened Steel				
Carbon Steel			Alloy Steel	Die Steel	300	400	17-4 PH		Aluminum		Nickel Alloy	Titanium					
Low	Medium	High							6061	7075			Casting	Inconel	6Al4V (30 HRC)	~35 HRC	35-45 HRC
1010	1035	1065	4140	4340				○	○	○							
1018	1045							◎	◎	◎							
								◎	◎	◎							

○ Good ◎ Best






List 240 (Continued)

HY-PRO® DC EX-DC-HT

STRAIGHT FLUTE	HSSE	BR	N	C/1.5P	C/4P	0°	PACKED 1 PIECE
----------------	------	----	---	--------	------	----	-------------------



EDP		Thread Size	Thread Limit	Chamfer Type	Overall Length	Thread Length	Neck Length	Shank Diameter	Square Width	Square Length	Number of Flutes	Surface Treatment
					L (Inch)	Lc (Inch)	L1 (Inch)	d (Inch)	k (Inch)	lk (Inch)		
2407503	●	1/2 - 13 UNC	H3	Plug (4P)	3.374	0.921	1.933	0.367	0.275	0.438	4	Nitride
2408003	●	1/2 - 20 UNF	H3	Bottom (1.5P)	3.374	0.921	1.933	0.367	0.275	0.438	4	Nitride
2407903	●	1/2 - 20 UNF	H3	Plug (4P)	3.374	0.921	1.933	0.367	0.275	0.438	4	Nitride

● Stocked ○ Available Upon Request; MOQ May Apply ▲ Globally Stocked

Note: Other coatings are available upon request.



P					M			K	N		S	H						
Steel					Stainless Steel			Cast Iron	Non-Ferrous		HRSA		Hardened Steel					
Carbon Steel			Alloy Steel	Die Steel					Aluminum		Nickel Alloy	Titanium						
Low	Medium	High			6061	7075	Casting		Inconel	6Al4V (30 HRC)			~35 HRC	35-45 HRC	45-50 HRC	50-70 HRC		
1010	1035	1065	4140	4340	300	400	17-4 PH		○	○								
1018	1045							25-75 SFM	○	○								

○ Good ○ Best






List 241

HY-PRO® DC EX-DC-HT

STRAIGHT FLUTE	HSSE	N	C/1.5P	C/4P	0°	PACKED 1 PIECE
----------------	------	---	--------	------	----	-------------------



EDP	Thread Size	Thread Limit	Chamfer Type	Overall Length	Thread Length	Neck Length	Shank Diameter	Square Width	Square Length	Number of Flutes	
				L (mm)	Lc (mm)	L1 (mm)	d (mm)	k (mm)	lk (mm)		
2410203	●	M3 x 0.5	D3	Bottom (1.5P)	49.20	7.30	17.20	3.58	2.79	4.76	3
2494903	●	M3 x 0.5	D3	Plug (4P)	49.20	7.30	17.20	3.58	2.79	4.76	3
2495003	●	M4 x 0.7	D4	Bottom (1.5P)	54.00	10.10	20.80	4.27	3.33	6.35	3
2410303	●	M4 x 0.7	D4	Plug (4P)	54.00	10.10	20.80	4.27	3.33	6.35	3
2410603	●	M5 x 0.8	D5	Bottom (1.5P)	60.30	11.80	24.40	4.93	3.86	6.35	3
2495103	●	M5 x 0.8	D5	Plug (4P)	60.30	11.80	24.40	4.93	3.86	6.35	3
2410803	●	M6 x 1	D5	Bottom (1.5P)	63.50	14.60	28.00	6.48	4.85	7.94	3
2495203	●	M6 x 1	D5	Plug (4P)	63.50	14.60	28.00	6.48	4.85	7.94	3
2411203	●	M8 x 1.25	D5	Bottom (1.5P)	69.10	15.00	28.60	8.08	6.05	9.53	4
2411103	●	M8 x 1.25	D5	Plug (4P)	69.10	15.00	28.60	8.08	6.05	9.53	4
2411603	●	M10 x 1.25	D5	Bottom (1.5P)	74.60	18.00	31.80	9.68	7.26	11.11	4
2495303	●	M10 x 1.25	D5	Plug (4P)	74.60	18.00	31.80	9.68	7.26	11.11	4
2495403	●	M10 x 1.5	D6	Bottom (1.5P)	74.60	18.00	31.80	9.68	7.26	11.11	4
2411703	●	M10 x 1.5	D6	Plug (4P)	74.60	18.00	31.80	9.68	7.26	11.11	4
2495503	●	M12 x 1.75	D6	Bottom (1.5P)	85.70	21.00	49.10	9.32	6.99	11.11	4
2412103	●	M12 x 1.75	D6	Plug (4P)	85.70	21.00	49.10	9.32	6.99	11.11	4

● Stocked ○ Available Upon Request; MOQ May Apply ▲ Globally Stocked



ABOUT OSG

DRILLING

THREADING

MILLING

HOLDERS

INDEX

P					M			K	N		S	H					
Steel					Stainless Steel			Cast Iron	Non-Ferrous		HRSA		Hardened Steel				
Carbon Steel			Alloy Steel	Die Steel					Aluminum		Nickel Alloy	Titanium					
Low	Medium	High			300	400	17-4 PH		6061 7075	Casting			Inconel	6Al4V (30 HRC)	~35 HRC	35-45 HRC	45-50 HRC
1010	1035	1065	4140	4340				○	○	○							
1018	1045							◎	◎	◎							
								◎	◎	◎							
								◎	◎	◎							

○ Good ◎ Best





GENERAL PURPOSE

Ideal for Cast Iron

List 101C

OSG GENERAL PURPOSE-HT



ABOUT OSG

DRILLING

THREADING

MILLING

HOLDERS

INDEX

EDP		Thread Size	Thread Limit	Chamfer Type	Overall Length	Thread Length	Neck Length	Shank Diameter	Square Width	Square Length
					L (Inch)	Lc (Inch)	L1 (Inch)	d (Inch)	k (Inch)	lk (Inch)
1600207	●	1/4 - 20 UNC	H3	Bottom (1.5P)	2.500	0.756	1.189	0.255	0.191	0.313
1600107	●	1/4 - 20 UNC	H3	Plug (4P)	2.500	0.756	1.189	0.255	0.191	0.313
1600407	●	1/4 - 20 UNC	H5	Bottom (1.5P)	2.500	0.756	1.189	0.255	0.191	0.313
1600307	●	1/4 - 20 UNC	H5	Plug (4P)	2.500	0.756	1.189	0.255	0.191	0.313
1600607	●	1/4 - 28 UNF	H3	Bottom (1.5P)	2.500	0.756	1.189	0.255	0.191	0.313
1600507	●	1/4 - 28 UNF	H3	Plug (4P)	2.500	0.756	1.189	0.255	0.191	0.313
1600807	●	5/16 - 18 UNC	H3	Bottom (1.5P)	2.720	0.835	1.323	0.318	0.238	0.375
1600707	●	5/16 - 18 UNC	H3	Plug (4P)	2.720	0.835	1.323	0.318	0.238	0.375
1601007	●	5/16 - 18 UNC	H5	Bottom (1.5P)	2.720	0.835	1.323	0.318	0.238	0.375
1600907	●	5/16 - 18 UNC	H5	Plug (4P)	2.720	0.835	1.323	0.318	0.238	0.375
1601207	●	5/16 - 24 UNF	H3	Bottom (1.5P)	2.720	0.835	1.323	0.318	0.238	0.375
1601107	●	5/16 - 24 UNF	H3	Plug (4P)	2.720	0.835	1.323	0.318	0.238	0.375
1601407	●	3/8 - 16 UNC	H3	Bottom (1.5P)	2.937	0.937	1.413	0.381	0.286	0.438
1601307	●	3/8 - 16 UNC	H3	Plug (4P)	2.937	0.937	1.413	0.381	0.286	0.438
1601607	●	3/8 - 16 UNC	H5	Bottom (1.5P)	2.937	0.937	1.413	0.381	0.286	0.438
1601507	●	3/8 - 16 UNC	H5	Plug (4P)	2.937	0.937	1.413	0.381	0.286	0.438
1601807	●	3/8 - 24 UNF	H3	Bottom (1.5P)	2.937	0.937	1.413	0.381	0.286	0.438
1601707	●	3/8 - 24 UNF	H3	Plug (4P)	2.937	0.937	1.413	0.381	0.286	0.438
1602007	●	7/16 - 14 UNC	H3	Bottom (1.5P)	3.157	1.071	1.689	0.323	0.242	0.406
1601907	●	7/16 - 14 UNC	H3	Plug (4P)	3.157	1.071	1.689	0.323	0.242	0.406
1602207	●	7/16 - 14 UNC	H5	Bottom (1.5P)	3.157	1.071	1.689	0.323	0.242	0.406
1602107	●	7/16 - 14 UNC	H5	Plug (4P)	3.157	1.071	1.689	0.323	0.242	0.406
1602407	●	7/16 - 20 UNF	H3	Bottom (1.5P)	3.157	1.071	1.689	0.323	0.242	0.406
1602307	●	7/16 - 20 UNF	H3	Plug (4P)	3.157	1.071	1.689	0.323	0.242	0.406
1602607	●	7/16 - 20 UNF	H5	Bottom (1.5P)	3.157	1.071	1.689	0.323	0.242	0.406
1602507	●	7/16 - 20 UNF	H5	Plug (4P)	3.157	1.071	1.689	0.323	0.242	0.406
1602807	●	1/2 - 13 UNC	H3	Bottom (1.5P)	3.374	1.177	1.811	0.367	0.275	0.438
1602707	●	1/2 - 13 UNC	H3	Plug (4P)	3.374	1.177	1.811	0.367	0.275	0.438
1603007	●	1/2 - 13 UNC	H5	Bottom (1.5P)	3.374	1.177	1.811	0.367	0.275	0.438
1602907	●	1/2 - 13 UNC	H5	Plug (4P)	3.374	1.177	1.811	0.367	0.275	0.438
1603207	●	1/2 - 20 UNF	H3	Bottom (1.5P)	3.374	1.177	1.811	0.367	0.275	0.438
1603107	●	1/2 - 20 UNF	H3	Plug (4P)	3.374	1.177	1.811	0.367	0.275	0.438
1603407	●	1/2 - 20 UNF	H5	Bottom (1.5P)	3.374	1.177	1.811	0.367	0.275	0.438
1603307	●	1/2 - 20 UNF	H5	Plug (4P)	3.374	1.177	1.811	0.367	0.275	0.438
1603607	●	9/16 - 12 UNC	H3	Bottom (1.5P)	3.594	1.280	1.941	0.429	0.322	0.500
1603507	●	9/16 - 12 UNC	H3	Plug (4P)	3.594	1.280	1.941	0.429	0.322	0.500
1603807	●	9/16 - 18 UNF	H3	Bottom (1.5P)	3.594	1.280	1.941	0.429	0.322	0.500
1603707	●	9/16 - 18 UNF	H3	Plug (4P)	3.594	1.280	1.941	0.429	0.322	0.500
1600007	●	9/16 - 18 UNF	H5	Bottom (1.5P)	3.594	1.280	1.941	0.429	0.322	0.500
1604007	●	5/8 - 11 UNC	H3	Bottom (1.5P)	3.811	1.390	2.000	0.480	0.360	0.563
1603907	●	5/8 - 11 UNC	H3	Plug (4P)	3.811	1.390	2.000	0.480	0.360	0.563
1604807	●	5/8 - 11 UNC	H5	Bottom (1.5P)	3.811	1.390	2.000	0.480	0.360	0.563
1604707	●	5/8 - 11 UNC	H5	Plug (4P)	3.811	1.390	2.000	0.480	0.360	0.563
1604207	●	5/8 - 18 UNF	H3	Bottom (1.5P)	3.811	1.390	2.000	0.480	0.360	0.563
1604107	●	5/8 - 18 UNF	H3	Plug (4P)	3.811	1.390	2.000	0.480	0.360	0.563
1605207	●	5/8 - 18 UNF	H5	Bottom (1.5P)	3.811	1.390	2.000	0.480	0.360	0.563
1604407	●	3/4 - 10 UNC	H3	Bottom (1.5P)	4.252	1.531	2.220	0.590	0.442	0.688
1604307	●	3/4 - 10 UNC	H3	Plug (4P)	4.252	1.531	2.220	0.590	0.442	0.688
1604607	●	3/4 - 16 UNF	H3	Bottom (1.5P)	4.252	1.531	2.220	0.590	0.442	0.688
1604507	●	3/4 - 16 UNF	H3	Plug (4P)	4.252	1.531	2.220	0.590	0.442	0.688

● Stocked ○ Available Upon Request; MOQ May Apply ▲ Globally Stocked





List 101C (Continued)

OSG GENERAL PURPOSE-HT

STRAIGHT FLUTE	HSS	N S/O	4 FLUTE	C/1.5P	C/4P	0°	PACKED 1 PIECE
----------------	-----	-------	---------	--------	------	----	-------------------

EDP	Thread Size	Thread Limit	Chamfer Type	Overall Length	Thread Length	Neck Length	Shank Diameter	Square Width	Square Length	
				L (Inch)	Lc (Inch)	L1 (Inch)	d (Inch)	k (Inch)	lk (Inch)	
1605007	●	3/4 - 16 UNF	H5	Bottom (1.5P)	4.252	1.531	2.220	0.590	0.442	0.688
1604907	●	3/4 - 16 UNF	H5	Plug (4P)	4.252	1.531	2.220	0.590	0.442	0.688

● Stocked ○ Available Upon Request; MOQ May Apply ▲ Globally Stocked



ABOUT OSG

DRILLING

THREADING

MILLING

HOLDERS

INDEX

P					M			K	N		S		H			
Steel					Stainless Steel			Cast Iron	Non-Ferrous		HRSA		Hardened Steel			
Carbon Steel			Alloy Steel	Die Steel	Aluminum		Nickel Alloy		Titanium							
Low	Medium	High			6061	Casting				Inconel	6Al4V (30 HRC)	~35 HRC	35-45 HRC	45-50 HRC	50-70 HRC	
1010	1035	1065	4140	4340	300	400	17-4 PH	25-75 SFM	6061	40-65 SFM						
1018	1045										7075					

○ Good ○ Best





GENERAL PURPOSE

Ideal for Cast Iron

ABOUT OSG

DRILLING

THREADING

MILLING

HOLDERS

INDEX

List 141C

OSG GENERAL PURPOSE-HT

STRAIGHT FLUTE	HSS	N S/O	C/1.5P	C/4P	0°	PACKED 1 PIECE
----------------	-----	-------	--------	------	----	-------------------



EDP		Thread Size	Thread Limit	Chamfer Type	Overall Length		Thread Length		Neck Length		Shank Diameter	Square Width	Square Length	Number of Flutes
					L (mm)	Lc (mm)	L1 (mm)	d (mm)	k (mm)	lk (mm)				
1608207	●	M6 x 1	D5	Bottom (1.5P)	63.50	17.80	30.90	6.48	4.85	7.94				3
1608107	●	M6 x 1	D5	Plug (4P)	63.50	17.80	30.90	6.48	4.85	7.94				3
1608407	●	M8 x 1.25	D5	Bottom (1.5P)	69.10	18.80	33.60	8.08	6.05	9.53				4
1608307	●	M8 x 1.25	D5	Plug (4P)	69.10	18.80	33.60	8.08	6.05	9.53				4
1608607	●	M10 x 1.5	D6	Bottom (1.5P)	74.60	22.50	35.10	9.68	7.26	11.11				4
1608507	●	M10 x 1.5	D6	Plug (4P)	74.60	22.50	35.10	9.68	7.26	11.11				4
1608807	●	M12 x 1.75	D6	Bottom (1.5P)	85.70	27.20	46.00	9.32	6.99	11.11				4
1608707	●	M12 x 1.75	D6	Plug (4P)	85.70	27.20	46.00	9.32	6.99	11.11				4

● Stocked ○ Available Upon Request; MOQ May Apply ▲ Globally Stocked



P					M			K	N		S		H						
Steel					Stainless Steel			Cast Iron	Non-Ferrous		HRSA		Hardened Steel						
Carbon Steel			Alloy Steel	Die Steel					Aluminum		Nickel Alloy	Titanium							
Low	Medium	High			300	400	17-4 PH	6061 7075	Casting	Inconel			6Al4V (30 HRC)	~35 HRC	35-45 HRC	45-50 HRC	50-70 HRC		
1010	1035	1045	1065	4140	4340														
1018							○		○										
							25-75 SFM		40-65 SFM										

○ Good ○ Best






List 101

OSG GENERAL PURPOSE-HT

STRAIGHT FLUTE	HSS	BR	S/O	TiCN	TiN	C/1.5P	C/4P	C/9P	0°	PACKED 1 PIECE
----------------	-----	----	-----	------	-----	--------	------	------	----	-------------------



EDP	Thread Size	Thread Limit	Chamfer Type	Overall Length	Thread Length	Neck Length	Shank Diameter	Square Width	Square Length	Number of Flutes	Surface Treatment
				L (Inch)	Lc (Inch)	L1 (Inch)	d (Inch)	k (Inch)	lk (Inch)		
1100200	1/4 - 20 UNC	H1	Bottom (1.5P)	2.500	0.748	1.181	0.255	0.191	0.313	4	Bright
1100208	1/4 - 20 UNC	H1	Bottom (1.5P)	2.500	0.748	1.181	0.255	0.191	0.313	4	TiCN
1100100	1/4 - 20 UNC	H1	Plug (4P)	2.500	0.748	1.181	0.255	0.191	0.313	4	Bright
1100108	1/4 - 20 UNC	H1	Plug (4P)	2.500	0.748	1.181	0.255	0.191	0.313	4	TiCN
1100000	1/4 - 20 UNC	H1	Taper (9P)	2.500	0.748	1.181	0.255	0.191	0.313	4	Bright
1100008	1/4 - 20 UNC	H1	Taper (9P)	2.500	0.748	1.181	0.255	0.191	0.313	4	TiCN
1110200	1/4 - 20 UNC	H2	Bottom (1.5P)	2.500	0.748	1.181	0.255	0.191	0.313	4	Bright
1110208	1/4 - 20 UNC	H2	Bottom (1.5P)	2.500	0.748	1.181	0.255	0.191	0.313	4	TiCN
1110100	1/4 - 20 UNC	H2	Plug (4P)	2.500	0.748	1.181	0.255	0.191	0.313	4	Bright
1110108	1/4 - 20 UNC	H2	Plug (4P)	2.500	0.748	1.181	0.255	0.191	0.313	4	TiCN
1110000	1/4 - 20 UNC	H2	Taper (9P)	2.500	0.748	1.181	0.255	0.191	0.313	4	Bright
1110008	1/4 - 20 UNC	H2	Taper (9P)	2.500	0.748	1.181	0.255	0.191	0.313	4	TiCN
1120200	1/4 - 20 UNC	H3	Bottom (1.5P)	2.500	0.748	1.181	0.255	0.191	0.313	4	Bright
1120201	1/4 - 20 UNC	H3	Bottom (1.5P)	2.500	0.748	1.181	0.255	0.191	0.313	4	Steam Oxide
1120208	1/4 - 20 UNC	H3	Bottom (1.5P)	2.500	0.748	1.181	0.255	0.191	0.313	4	TiCN
1120100	1/4 - 20 UNC	H3	Plug (4P)	2.500	0.748	1.181	0.255	0.191	0.313	4	Bright
1120101	1/4 - 20 UNC	H3	Plug (4P)	2.500	0.748	1.181	0.255	0.191	0.313	4	Steam Oxide
1120108	1/4 - 20 UNC	H3	Plug (4P)	2.500	0.748	1.181	0.255	0.191	0.313	4	TiCN
1120105	1/4 - 20 UNC	H3	Plug (4P)	2.500	0.748	1.181	0.255	0.191	0.313	4	TiN
1120000	1/4 - 20 UNC	H3	Taper (9P)	2.500	0.748	1.181	0.255	0.191	0.313	4	Bright
1120001	1/4 - 20 UNC	H3	Taper (9P)	2.500	0.748	1.181	0.255	0.191	0.313	4	Steam Oxide
1120008	1/4 - 20 UNC	H3	Taper (9P)	2.500	0.748	1.181	0.255	0.191	0.313	4	TiCN
1140200	1/4 - 20 UNC	H5	Bottom (1.5P)	2.500	0.748	1.181	0.255	0.191	0.313	4	Bright
1140208	1/4 - 20 UNC	H5	Bottom (1.5P)	2.500	0.748	1.181	0.255	0.191	0.313	4	TiCN
1140100	1/4 - 20 UNC	H5	Plug (4P)	2.500	0.748	1.181	0.255	0.191	0.313	4	Bright
1140108	1/4 - 20 UNC	H5	Plug (4P)	2.500	0.748	1.181	0.255	0.191	0.313	4	TiCN
1100500	1/4 - 28 UNF	H1	Bottom (1.5P)	2.500	0.748	1.181	0.255	0.191	0.313	4	Bright
1100400	1/4 - 28 UNF	H1	Plug (4P)	2.500	0.748	1.181	0.255	0.191	0.313	4	Bright
1110500	1/4 - 28 UNF	H2	Bottom (1.5P)	2.500	0.748	1.181	0.255	0.191	0.313	4	Bright
1110508	1/4 - 28 UNF	H2	Bottom (1.5P)	2.500	0.748	1.181	0.255	0.191	0.313	4	TiCN
1110400	1/4 - 28 UNF	H2	Plug (4P)	2.500	0.748	1.181	0.255	0.191	0.313	4	Bright
1120500	1/4 - 28 UNF	H3	Bottom (1.5P)	2.500	0.748	1.181	0.255	0.191	0.313	4	Bright
1120501	1/4 - 28 UNF	H3	Bottom (1.5P)	2.500	0.748	1.181	0.255	0.191	0.313	4	Steam Oxide
1120508	1/4 - 28 UNF	H3	Bottom (1.5P)	2.500	0.748	1.181	0.255	0.191	0.313	4	TiCN
1120400	1/4 - 28 UNF	H3	Plug (4P)	2.500	0.748	1.181	0.255	0.191	0.313	4	Bright
1120401	1/4 - 28 UNF	H3	Plug (4P)	2.500	0.748	1.181	0.255	0.191	0.313	4	Steam Oxide
1120408	1/4 - 28 UNF	H3	Plug (4P)	2.500	0.748	1.181	0.255	0.191	0.313	4	TiCN
1120405	1/4 - 28 UNF	H3	Plug (4P)	2.500	0.748	1.181	0.255	0.191	0.313	4	TiN
1120300	1/4 - 28 UNF	H3	Taper (9P)	2.500	0.748	1.181	0.255	0.191	0.313	4	Bright
1120308	1/4 - 28 UNF	H3	Taper (9P)	2.500	0.748	1.181	0.255	0.191	0.313	4	TiCN
1130500	1/4 - 28 UNF	H4	Bottom (1.5P)	2.500	0.748	1.181	0.255	0.191	0.313	4	Bright
1130400	1/4 - 28 UNF	H4	Plug (4P)	2.500	0.748	1.181	0.255	0.191	0.313	4	Bright

● Stocked ○ Available Upon Request; MOQ May Apply ▲ Globally Stocked
 Note: Other coatings are available upon request.



CONTINUED

P					M			K	N		S		H			
Steel					Stainless Steel			Cast Iron	Non-Ferrous		HRSA		Hardened Steel			
Carbon Steel			Alloy Steel	Die Steel	300	400	17-4 PH		Aluminum		Nickel Alloy	Titanium	~35 HRC	35-45 HRC	45-50 HRC	50-70 HRC
Low	Medium	High							6061	Casting						
1010 1018	1035 1045	1065	4140 4340	6061 7075												
○	○	○					○	○	○							
25-80 SFM	20-50 SFM	20-45 SFM					25-75 SFM	40-80 SFM	40-65 SFM							

○ Good ⊗ Best





GENERAL PURPOSE

ABOUT OSG

DRILLING

THREADING

MILLING

HOLDERS

INDEX

List 101 (Continued)

OSG GENERAL PURPOSE-HT



EDP	Thread Size	Thread Limit	Chamfer Type	Overall Length	Thread Length	Neck Length	Shank Diameter	Square Width	Square Length	Number of Flutes	Surface Treatment
				L (Inch)	Lc (Inch)	L1 (Inch)	d (Inch)	k (Inch)	lk (Inch)		
1100800	5/16 - 18 UNC	H1	Bottom (1.5P)	2.720	0.835	1.323	0.318	0.238	0.375	4	Bright
1100700	5/16 - 18 UNC	H1	Plug (4P)	2.720	0.835	1.323	0.318	0.238	0.375	4	Bright
1110800	5/16 - 18 UNC	H2	Bottom (1.5P)	2.720	0.835	1.323	0.318	0.238	0.375	4	Bright
1110700	5/16 - 18 UNC	H2	Plug (4P)	2.720	0.835	1.323	0.318	0.238	0.375	4	Bright
1110708	5/16 - 18 UNC	H2	Plug (4P)	2.720	0.835	1.323	0.318	0.238	0.375	4	TiCN
1008800	5/16 - 18 UNC	H2	Taper (9P)	2.720	0.835	1.323	0.318	0.238	0.375	4	Bright
1120800	5/16 - 18 UNC	H3	Bottom (1.5P)	2.720	0.835	1.323	0.318	0.238	0.375	4	Bright
1120801	5/16 - 18 UNC	H3	Bottom (1.5P)	2.720	0.835	1.323	0.318	0.238	0.375	4	Steam Oxide
1120808	5/16 - 18 UNC	H3	Bottom (1.5P)	2.720	0.835	1.323	0.318	0.238	0.375	4	TiCN
1120700	5/16 - 18 UNC	H3	Plug (4P)	2.720	0.835	1.323	0.318	0.238	0.375	4	Bright
1120701	5/16 - 18 UNC	H3	Plug (4P)	2.720	0.835	1.323	0.318	0.238	0.375	4	Steam Oxide
1120708	5/16 - 18 UNC	H3	Plug (4P)	2.720	0.835	1.323	0.318	0.238	0.375	4	TiCN
1120705	5/16 - 18 UNC	H3	Plug (4P)	2.720	0.835	1.323	0.318	0.238	0.375	4	TiN
1120600	5/16 - 18 UNC	H3	Taper (9P)	2.720	0.835	1.323	0.318	0.238	0.375	4	Bright
1120601	5/16 - 18 UNC	H3	Taper (9P)	2.720	0.835	1.323	0.318	0.238	0.375	4	Steam Oxide
1120608	5/16 - 18 UNC	H3	Taper (9P)	2.720	0.835	1.323	0.318	0.238	0.375	4	TiCN
1140800	5/16 - 18 UNC	H5	Bottom (1.5P)	2.720	0.835	1.323	0.318	0.238	0.375	4	Bright
1140808	5/16 - 18 UNC	H5	Bottom (1.5P)	2.720	0.835	1.323	0.318	0.238	0.375	4	TiCN
1140700	5/16 - 18 UNC	H5	Plug (4P)	2.720	0.835	1.323	0.318	0.238	0.375	4	Bright
1140708	5/16 - 18 UNC	H5	Plug (4P)	2.720	0.835	1.323	0.318	0.238	0.375	4	TiCN
1101100	5/16 - 24 UNF	H1	Bottom (1.5P)	2.720	0.835	1.323	0.318	0.238	0.375	4	Bright
1101000	5/16 - 24 UNF	H1	Plug (4P)	2.720	0.835	1.323	0.318	0.238	0.375	4	Bright
1111100	5/16 - 24 UNF	H2	Bottom (1.5P)	2.720	0.835	1.323	0.318	0.238	0.375	4	Bright
1111108	5/16 - 24 UNF	H2	Bottom (1.5P)	2.720	0.835	1.323	0.318	0.238	0.375	4	TiCN
1111000	5/16 - 24 UNF	H2	Plug (4P)	2.720	0.835	1.323	0.318	0.238	0.375	4	Bright
1121100	5/16 - 24 UNF	H3	Bottom (1.5P)	2.720	0.835	1.323	0.318	0.238	0.375	4	Bright
1121101	5/16 - 24 UNF	H3	Bottom (1.5P)	2.720	0.835	1.323	0.318	0.238	0.375	4	Steam Oxide
1121108	5/16 - 24 UNF	H3	Bottom (1.5P)	2.720	0.835	1.323	0.318	0.238	0.375	4	TiCN
1121000	5/16 - 24 UNF	H3	Plug (4P)	2.720	0.835	1.323	0.318	0.238	0.375	4	Bright
1121001	5/16 - 24 UNF	H3	Plug (4P)	2.720	0.835	1.323	0.318	0.238	0.375	4	Steam Oxide
1121008	5/16 - 24 UNF	H3	Plug (4P)	2.720	0.835	1.323	0.318	0.238	0.375	4	TiCN
1121005	5/16 - 24 UNF	H3	Plug (4P)	2.720	0.835	1.323	0.318	0.238	0.375	4	TiN
1120900	5/16 - 24 UNF	H3	Taper (9P)	2.720	0.835	1.323	0.318	0.238	0.375	4	Bright
1120901	5/16 - 24 UNF	H3	Taper (9P)	2.720	0.835	1.323	0.318	0.238	0.375	4	Steam Oxide
1120908	5/16 - 24 UNF	H3	Taper (9P)	2.720	0.835	1.323	0.318	0.238	0.375	4	TiCN
1131100	5/16 - 24 UNF	H4	Bottom (1.5P)	2.720	0.835	1.323	0.318	0.238	0.375	4	Bright
1131108	5/16 - 24 UNF	H4	Bottom (1.5P)	2.720	0.835	1.323	0.318	0.238	0.375	4	TiCN
1131000	5/16 - 24 UNF	H4	Plug (4P)	2.720	0.835	1.323	0.318	0.238	0.375	4	Bright
1101400	3/8 - 16 UNC	H1	Bottom (1.5P)	2.937	0.937	1.413	0.381	0.286	0.438	4	Bright
1101300	3/8 - 16 UNC	H1	Plug (4P)	2.937	0.937	1.413	0.381	0.286	0.438	4	Bright
1111400	3/8 - 16 UNC	H2	Bottom (1.5P)	2.937	0.937	1.413	0.381	0.286	0.438	4	Bright
1111300	3/8 - 16 UNC	H2	Plug (4P)	2.937	0.937	1.413	0.381	0.286	0.438	4	Bright
1121400	3/8 - 16 UNC	H3	Bottom (1.5P)	2.937	0.937	1.413	0.381	0.286	0.438	4	Bright
1121401	3/8 - 16 UNC	H3	Bottom (1.5P)	2.937	0.937	1.413	0.381	0.286	0.438	4	Steam Oxide
1121408	3/8 - 16 UNC	H3	Bottom (1.5P)	2.937	0.937	1.413	0.381	0.286	0.438	4	TiCN
1121300	3/8 - 16 UNC	H3	Plug (4P)	2.937	0.937	1.413	0.381	0.286	0.438	4	Bright
1121301	3/8 - 16 UNC	H3	Plug (4P)	2.937	0.937	1.413	0.381	0.286	0.438	4	Steam Oxide
1121308	3/8 - 16 UNC	H3	Plug (4P)	2.937	0.937	1.413	0.381	0.286	0.438	4	TiCN
1121305	3/8 - 16 UNC	H3	Plug (4P)	2.937	0.937	1.413	0.381	0.286	0.438	4	TiN
1121200	3/8 - 16 UNC	H3	Taper (9P)	2.937	0.937	1.413	0.381	0.286	0.438	4	Bright
1121201	3/8 - 16 UNC	H3	Taper (9P)	2.937	0.937	1.413	0.381	0.286	0.438	4	Steam Oxide
1121208	3/8 - 16 UNC	H3	Taper (9P)	2.937	0.937	1.413	0.381	0.286	0.438	4	TiCN
1141400	3/8 - 16 UNC	H5	Bottom (1.5P)	2.937	0.937	1.413	0.381	0.286	0.438	4	Bright

● Stocked ○ Available Upon Request; MOQ May Apply ▲ Globally Stocked
Note: Other coatings are available upon request.





List 101 (Continued)

OSG GENERAL PURPOSE-HT

STRAIGHT FLUTE	HSS	BR	S/O	TiCN	TiN	C/1.5P	C/4P	C/9P	0°	PACKED 1 PIECE
----------------	-----	----	-----	------	-----	--------	------	------	----	----------------

EDP	Thread Size	Thread Limit	Chamfer Type	Overall Length		Thread Length		Neck Length		Shank Diameter		Square Width		Number of Flutes	Surface Treatment
				L (Inch)	Lc (Inch)	L1 (Inch)	d (Inch)	k (Inch)	lk (Inch)						
1141408	●	3/8 - 16 UNC	H5	Bottom (1.5P)	2.937	0.937	1.413	0.381	0.286	0.438	4	TiCN			
1141300	●	3/8 - 16 UNC	H5	Plug (4P)	2.937	0.937	1.413	0.381	0.286	0.438	4	Bright			
1141308	●	3/8 - 16 UNC	H5	Plug (4P)	2.937	0.937	1.413	0.381	0.286	0.438	4	TiCN			
1101700	●	3/8 - 24 UNF	H1	Bottom (1.5P)	2.937	0.937	1.413	0.381	0.286	0.438	4	Bright			
1101708	●	3/8 - 24 UNF	H1	Bottom (1.5P)	2.937	0.937	1.413	0.381	0.286	0.438	4	TiCN			
1101600	●	3/8 - 24 UNF	H1	Plug (4P)	2.937	0.937	1.413	0.381	0.286	0.438	4	Bright			
1111700	●	3/8 - 24 UNF	H2	Bottom (1.5P)	2.937	0.937	1.413	0.381	0.286	0.438	4	Bright			
1111600	●	3/8 - 24 UNF	H2	Plug (4P)	2.937	0.937	1.413	0.381	0.286	0.438	4	Bright			
1111608	●	3/8 - 24 UNF	H2	Plug (4P)	2.937	0.937	1.413	0.381	0.286	0.438	4	TiCN			
1121700	●	3/8 - 24 UNF	H3	Bottom (1.5P)	2.937	0.937	1.413	0.381	0.286	0.438	4	Bright			
1121701	●	3/8 - 24 UNF	H3	Bottom (1.5P)	2.937	0.937	1.413	0.381	0.286	0.438	4	Steam Oxide			
1121708	●	3/8 - 24 UNF	H3	Bottom (1.5P)	2.937	0.937	1.413	0.381	0.286	0.438	4	TiCN			
1121600	●	3/8 - 24 UNF	H3	Plug (4P)	2.937	0.937	1.413	0.381	0.286	0.438	4	Bright			
1121601	●	3/8 - 24 UNF	H3	Plug (4P)	2.937	0.937	1.413	0.381	0.286	0.438	4	Steam Oxide			
1121608	●	3/8 - 24 UNF	H3	Plug (4P)	2.937	0.937	1.413	0.381	0.286	0.438	4	TiCN			
1121605	●	3/8 - 24 UNF	H3	Plug (4P)	2.937	0.937	1.413	0.381	0.286	0.438	4	TiN			
1121500	●	3/8 - 24 UNF	H3	Taper (9P)	2.937	0.937	1.413	0.381	0.286	0.438	4	Bright			
1121501	●	3/8 - 24 UNF	H3	Taper (9P)	2.937	0.937	1.413	0.381	0.286	0.438	4	Steam Oxide			
1121508	●	3/8 - 24 UNF	H3	Taper (9P)	2.937	0.937	1.413	0.381	0.286	0.438	4	TiCN			
1131700	●	3/8 - 24 UNF	H4	Bottom (1.5P)	2.937	0.937	1.413	0.381	0.286	0.438	4	Bright			
1131708	●	3/8 - 24 UNF	H4	Bottom (1.5P)	2.937	0.937	1.413	0.381	0.286	0.438	4	TiCN			
1131600	●	3/8 - 24 UNF	H4	Plug (4P)	2.937	0.937	1.413	0.381	0.286	0.438	4	Bright			
1131608	●	3/8 - 24 UNF	H4	Plug (4P)	2.937	0.937	1.413	0.381	0.286	0.438	4	TiCN			
1051600	●	7/16 - 14 UNC	H2	Plug (4P)	3.157	1.071	1.689	0.323	0.242	0.406	4	Bright			
1051608	●	7/16 - 14 UNC	H2	Plug (4P)	3.157	1.071	1.689	0.323	0.242	0.406	4	TiCN			
1122000	●	7/16 - 14 UNC	H3	Bottom (1.5P)	3.157	1.071	1.689	0.323	0.242	0.406	4	Bright			
1122008	●	7/16 - 14 UNC	H3	Bottom (1.5P)	3.157	1.071	1.689	0.323	0.242	0.406	4	TiCN			
1121900	●	7/16 - 14 UNC	H3	Plug (4P)	3.157	1.071	1.689	0.323	0.242	0.406	4	Bright			
1121908	●	7/16 - 14 UNC	H3	Plug (4P)	3.157	1.071	1.689	0.323	0.242	0.406	4	TiCN			
1121800	●	7/16 - 14 UNC	H3	Taper (9P)	3.157	1.071	1.689	0.323	0.242	0.406	4	Bright			
1121808	●	7/16 - 14 UNC	H3	Taper (9P)	3.157	1.071	1.689	0.323	0.242	0.406	4	TiCN			
1142000	●	7/16 - 14 UNC	H5	Bottom (1.5P)	3.157	1.071	1.689	0.323	0.242	0.406	4	Bright			
1141900	●	7/16 - 14 UNC	H5	Plug (4P)	3.157	1.071	1.689	0.323	0.242	0.406	4	Bright			
1112200	●	7/16 - 20 UNF	H2	Plug (4P)	3.157	1.071	1.689	0.323	0.242	0.406	4	Bright			
1122300	●	7/16 - 20 UNF	H3	Bottom (1.5P)	3.157	1.071	1.689	0.323	0.242	0.406	4	Bright			
1122301	●	7/16 - 20 UNF	H3	Bottom (1.5P)	3.157	1.071	1.689	0.323	0.242	0.406	4	Steam Oxide			
1122308	●	7/16 - 20 UNF	H3	Bottom (1.5P)	3.157	1.071	1.689	0.323	0.242	0.406	4	TiCN			
1122200	●	7/16 - 20 UNF	H3	Plug (4P)	3.157	1.071	1.689	0.323	0.242	0.406	4	Bright			
1122201	●	7/16 - 20 UNF	H3	Plug (4P)	3.157	1.071	1.689	0.323	0.242	0.406	4	Steam Oxide			
1122208	●	7/16 - 20 UNF	H3	Plug (4P)	3.157	1.071	1.689	0.323	0.242	0.406	4	TiCN			
1122205	●	7/16 - 20 UNF	H3	Plug (4P)	3.157	1.071	1.689	0.323	0.242	0.406	4	TiN			
1122100	●	7/16 - 20 UNF	H3	Taper (9P)	3.157	1.071	1.689	0.323	0.242	0.406	4	Bright			
1122101	●	7/16 - 20 UNF	H3	Taper (9P)	3.157	1.071	1.689	0.323	0.242	0.406	4	Steam Oxide			
1122108	●	7/16 - 20 UNF	H3	Taper (9P)	3.157	1.071	1.689	0.323	0.242	0.406	4	TiCN			
1142300	●	7/16 - 20 UNF	H5	Bottom (1.5P)	3.157	1.071	1.689	0.323	0.242	0.406	4	Bright			
1142308	●	7/16 - 20 UNF	H5	Bottom (1.5P)	3.157	1.071	1.689	0.323	0.242	0.406	4	TiCN			
1142200	●	7/16 - 20 UNF	H5	Plug (4P)	3.157	1.071	1.689	0.323	0.242	0.406	4	Bright			
1142208	●	7/16 - 20 UNF	H5	Plug (4P)	3.157	1.071	1.689	0.323	0.242	0.406	4	TiCN			

● Stocked ○ Available Upon Request; MOQ May Apply ▲ Globally Stocked
 Note: Other coatings are available upon request.



CONTINUED

P				M			K	N		S		H				
Steel				Stainless Steel			Cast Iron	Non-Ferrous		HRSA		Hardened Steel				
Carbon Steel			Alloy Steel	Die Steel	300	400		17-4 PH	Aluminum		Nickel Alloy	Titanium	~35 HRC	35-45 HRC	45-50 HRC	50-70 HRC
Low	Medium	High							6061	7075						
1010	1035	1065	4140													
1018	1045	1065	4340													
○	○	○					○	○	○							
25-80 SFM	20-50 SFM	20-45 SFM					25-75 SFM	40-80 SFM	40-65 SFM							

○ Good ⊙ Best





GENERAL PURPOSE

List 101 (Continued)

OSG GENERAL PURPOSE-HT



ABOUT OSG

DRILLING

THREADING

MILLING

HOLDERS

INDEX

EDP	Thread Size	Thread Limit	Chamfer Type	Overall Length	Thread Length	Neck Length	Shank Diameter	Square Width	Square Length	Number of Flutes	Surface Treatment	
				L (Inch)	Lc (Inch)	L1 (Inch)	d (Inch)	k (Inch)	lk (Inch)			
1102600	●	1/2 - 13 UNC	H1	Bottom (1.5P)	3.374	1.154	1.811	0.367	0.275	0.438	4	Bright
1102500	●	1/2 - 13 UNC	H1	Plug (4P)	3.374	1.154	1.811	0.367	0.275	0.438	4	Bright
1112600	●	1/2 - 13 UNC	H2	Bottom (1.5P)	3.374	1.154	1.811	0.367	0.275	0.438	4	Bright
1112500	●	1/2 - 13 UNC	H2	Plug (4P)	3.374	1.154	1.811	0.367	0.275	0.438	4	Bright
1122600	●	1/2 - 13 UNC	H3	Bottom (1.5P)	3.374	1.154	1.811	0.367	0.275	0.438	4	Bright
1122601	●	1/2 - 13 UNC	H3	Bottom (1.5P)	3.374	1.154	1.811	0.367	0.275	0.438	4	Steam Oxide
1122608	●	1/2 - 13 UNC	H3	Bottom (1.5P)	3.374	1.154	1.811	0.367	0.275	0.438	4	TiCN
1122500	●	1/2 - 13 UNC	H3	Plug (4P)	3.374	1.154	1.811	0.367	0.275	0.438	4	Bright
1122501	●	1/2 - 13 UNC	H3	Plug (4P)	3.374	1.154	1.811	0.367	0.275	0.438	4	Steam Oxide
1122508	●	1/2 - 13 UNC	H3	Plug (4P)	3.374	1.154	1.811	0.367	0.275	0.438	4	TiCN
1122505	●	1/2 - 13 UNC	H3	Plug (4P)	3.374	1.154	1.811	0.367	0.275	0.438	4	TiN
1122400	●	1/2 - 13 UNC	H3	Taper (9P)	3.374	1.154	1.811	0.367	0.275	0.438	4	Bright
1122401	●	1/2 - 13 UNC	H3	Taper (9P)	3.374	1.154	1.811	0.367	0.275	0.438	4	Steam Oxide
1122408	●	1/2 - 13 UNC	H3	Taper (9P)	3.374	1.154	1.811	0.367	0.275	0.438	4	TiCN
1142600	●	1/2 - 13 UNC	H5	Bottom (1.5P)	3.374	1.154	1.811	0.367	0.275	0.438	4	Bright
1142500	●	1/2 - 13 UNC	H5	Plug (4P)	3.374	1.154	1.811	0.367	0.275	0.438	4	Bright
1142508	●	1/2 - 13 UNC	H5	Plug (4P)	3.374	1.154	1.811	0.367	0.275	0.438	4	TiCN
1102900	●	1/2 - 20 UNF	H1	Bottom (1.5P)	3.374	1.154	1.811	0.367	0.275	0.438	4	Bright
1102800	●	1/2 - 20 UNF	H1	Plug (4P)	3.374	1.154	1.811	0.367	0.275	0.438	4	Bright
1122900	●	1/2 - 20 UNF	H3	Bottom (1.5P)	3.374	1.154	1.811	0.367	0.275	0.438	4	Bright
1122901	●	1/2 - 20 UNF	H3	Bottom (1.5P)	3.374	1.154	1.811	0.367	0.275	0.438	4	Steam Oxide
1122908	●	1/2 - 20 UNF	H3	Bottom (1.5P)	3.374	1.154	1.811	0.367	0.275	0.438	4	TiCN
1122800	●	1/2 - 20 UNF	H3	Plug (4P)	3.374	1.154	1.811	0.367	0.275	0.438	4	Bright
1122801	●	1/2 - 20 UNF	H3	Plug (4P)	3.374	1.154	1.811	0.367	0.275	0.438	4	Steam Oxide
1122808	●	1/2 - 20 UNF	H3	Plug (4P)	3.374	1.154	1.811	0.367	0.275	0.438	4	TiCN
1122805	●	1/2 - 20 UNF	H3	Plug (4P)	3.374	1.154	1.811	0.367	0.275	0.438	4	TiN
1122700	●	1/2 - 20 UNF	H3	Taper (9P)	3.374	1.154	1.811	0.367	0.275	0.438	4	Bright
1122701	●	1/2 - 20 UNF	H3	Taper (9P)	3.374	1.154	1.811	0.367	0.275	0.438	4	Steam Oxide
1122708	●	1/2 - 20 UNF	H3	Taper (9P)	3.374	1.154	1.811	0.367	0.275	0.438	4	TiCN
1142900	●	1/2 - 20 UNF	H5	Bottom (1.5P)	3.374	1.154	1.811	0.367	0.275	0.438	4	Bright
1142908	●	1/2 - 20 UNF	H5	Bottom (1.5P)	3.374	1.154	1.811	0.367	0.275	0.438	4	TiCN
1142800	●	1/2 - 20 UNF	H5	Plug (4P)	3.374	1.154	1.811	0.367	0.275	0.438	4	Bright
1123200	●	9/16 - 12 UNC	H3	Bottom (1.5P)	3.594	1.252	1.941	0.429	0.322	0.500	4	Bright
1123201	●	9/16 - 12 UNC	H3	Bottom (1.5P)	3.594	1.252	1.941	0.429	0.322	0.500	4	Steam Oxide
1123208	●	9/16 - 12 UNC	H3	Bottom (1.5P)	3.594	1.252	1.941	0.429	0.322	0.500	4	TiCN
1123100	●	9/16 - 12 UNC	H3	Plug (4P)	3.594	1.252	1.941	0.429	0.322	0.500	4	Bright
1123101	●	9/16 - 12 UNC	H3	Plug (4P)	3.594	1.252	1.941	0.429	0.322	0.500	4	Steam Oxide
1123108	●	9/16 - 12 UNC	H3	Plug (4P)	3.594	1.252	1.941	0.429	0.322	0.500	4	TiCN
1123000	●	9/16 - 12 UNC	H3	Taper (9P)	3.594	1.252	1.941	0.429	0.322	0.500	4	Bright
1123001	●	9/16 - 12 UNC	H3	Taper (9P)	3.594	1.252	1.941	0.429	0.322	0.500	4	Steam Oxide
1123008	●	9/16 - 12 UNC	H3	Taper (9P)	3.594	1.252	1.941	0.429	0.322	0.500	4	TiCN
1061100	●	9/16 - 12 UNC	H5	Bottom (1.5P)	3.594	1.252	1.941	0.429	0.322	0.500	4	Bright
1061108	●	9/16 - 12 UNC	H5	Bottom (1.5P)	3.594	1.252	1.941	0.429	0.322	0.500	4	TiCN
1143100	●	9/16 - 12 UNC	H5	Plug (4P)	3.594	1.252	1.941	0.429	0.322	0.500	4	Bright
1143108	●	9/16 - 12 UNC	H5	Plug (4P)	3.594	1.252	1.941	0.429	0.322	0.500	4	TiCN
1113400	●	9/16 - 18 UNF	H2	Plug (4P)	3.594	1.252	1.941	0.429	0.322	0.500	4	Bright
1123500	●	9/16 - 18 UNF	H3	Bottom (1.5P)	3.594	1.252	1.941	0.429	0.322	0.500	4	Bright
1123501	●	9/16 - 18 UNF	H3	Bottom (1.5P)	3.594	1.252	1.941	0.429	0.322	0.500	4	Steam Oxide
1123508	●	9/16 - 18 UNF	H3	Bottom (1.5P)	3.594	1.252	1.941	0.429	0.322	0.500	4	TiCN
1123400	●	9/16 - 18 UNF	H3	Plug (4P)	3.594	1.252	1.941	0.429	0.322	0.500	4	Bright
1123401	●	9/16 - 18 UNF	H3	Plug (4P)	3.594	1.252	1.941	0.429	0.322	0.500	4	Steam Oxide
1123408	●	9/16 - 18 UNF	H3	Plug (4P)	3.594	1.252	1.941	0.429	0.322	0.500	4	TiCN
1123300	●	9/16 - 18 UNF	H3	Taper (9P)	3.594	1.252	1.941	0.429	0.322	0.500	4	Bright

● Stocked ○ Available Upon Request; MOQ May Apply ▲ Globally Stocked
Note: Other coatings are available upon request.





List 101 (Continued)

OSG GENERAL PURPOSE-HT

STRAIGHT FLUTE	HSS	BR	S/O	TiCN	TiN	C/1.5P	C/4P	C/9P	0°	PACKED 1 PIECE
----------------	-----	----	-----	------	-----	--------	------	------	----	-------------------

EDP	Thread Size	Thread Limit	Chamfer Type	Overall Length		Thread Length		Neck Length		Shank Diameter		Square Width		Number of Flutes	Surface Treatment
				L (Inch)	Lc (Inch)	L1 (Inch)	d (Inch)	k (Inch)	lk (Inch)						
1123301	●	9/16 - 18 UNF	H3	Taper (9P)	3.594	1.252	1.941	0.429	0.322	0.500	4	Steam Oxide			
1123308	●	9/16 - 18 UNF	H3	Taper (9P)	3.594	1.252	1.941	0.429	0.322	0.500	4	TiCN			
1143500	●	9/16 - 18 UNF	H5	Bottom (1.5P)	3.594	1.252	1.941	0.429	0.322	0.500	4	Bright			
1143508	●	9/16 - 18 UNF	H5	Bottom (1.5P)	3.594	1.252	1.941	0.429	0.322	0.500	4	TiCN			
1143400	●	9/16 - 18 UNF	H5	Plug (4P)	3.594	1.252	1.941	0.429	0.322	0.500	4	Bright			
1143408	●	9/16 - 18 UNF	H5	Plug (4P)	3.594	1.252	1.941	0.429	0.322	0.500	4	TiCN			
1103700	●	5/8 - 11 UNC	H1	Plug (4P)	3.811	1.362	2.000	0.480	0.360	0.563	4	Bright			
1063200	●	5/8 - 11 UNC	H2	Bottom (1.5P)	3.811	1.362	2.000	0.480	0.360	0.563	4	Bright			
1113700	●	5/8 - 11 UNC	H2	Plug (4P)	3.811	1.362	2.000	0.480	0.360	0.563	4	Bright			
1123800	●	5/8 - 11 UNC	H3	Bottom (1.5P)	3.811	1.362	2.000	0.480	0.360	0.563	4	Bright			
1123801	●	5/8 - 11 UNC	H3	Bottom (1.5P)	3.811	1.362	2.000	0.480	0.360	0.563	4	Steam Oxide			
1123808	●	5/8 - 11 UNC	H3	Bottom (1.5P)	3.811	1.362	2.000	0.480	0.360	0.563	4	TiCN			
1123700	●	5/8 - 11 UNC	H3	Plug (4P)	3.811	1.362	2.000	0.480	0.360	0.563	4	Bright			
1123701	●	5/8 - 11 UNC	H3	Plug (4P)	3.811	1.362	2.000	0.480	0.360	0.563	4	Steam Oxide			
1123708	●	5/8 - 11 UNC	H3	Plug (4P)	3.811	1.362	2.000	0.480	0.360	0.563	4	TiCN			
1123705	●	5/8 - 11 UNC	H3	Plug (4P)	3.811	1.362	2.000	0.480	0.360	0.563	4	TiN			
1123600	●	5/8 - 11 UNC	H3	Taper (9P)	3.811	1.362	2.000	0.480	0.360	0.563	4	Bright			
1123601	●	5/8 - 11 UNC	H3	Taper (9P)	3.811	1.362	2.000	0.480	0.360	0.563	4	Steam Oxide			
1123608	●	5/8 - 11 UNC	H3	Taper (9P)	3.811	1.362	2.000	0.480	0.360	0.563	4	TiCN			
1143800	●	5/8 - 11 UNC	H5	Bottom (1.5P)	3.811	1.362	2.000	0.480	0.360	0.563	4	Bright			
1143808	●	5/8 - 11 UNC	H5	Bottom (1.5P)	3.811	1.362	2.000	0.480	0.360	0.563	4	TiCN			
1143700	●	5/8 - 11 UNC	H5	Plug (4P)	3.811	1.362	2.000	0.480	0.360	0.563	4	Bright			
1143708	●	5/8 - 11 UNC	H5	Plug (4P)	3.811	1.362	2.000	0.480	0.360	0.563	4	TiCN			
1104000	●	5/8 - 18 UNF	H1	Plug (4P)	3.811	1.362	2.000	0.480	0.360	0.563	4	Bright			
1114000	●	5/8 - 18 UNF	H2	Plug (4P)	3.811	1.362	2.000	0.480	0.360	0.563	4	Bright			
1124100	●	5/8 - 18 UNF	H3	Bottom (1.5P)	3.811	1.362	2.000	0.480	0.360	0.563	4	Bright			
1124101	●	5/8 - 18 UNF	H3	Bottom (1.5P)	3.811	1.362	2.000	0.480	0.360	0.563	4	Steam Oxide			
1124108	●	5/8 - 18 UNF	H3	Bottom (1.5P)	3.811	1.362	2.000	0.480	0.360	0.563	4	TiCN			
1124000	●	5/8 - 18 UNF	H3	Plug (4P)	3.811	1.362	2.000	0.480	0.360	0.563	4	Bright			
1124001	●	5/8 - 18 UNF	H3	Plug (4P)	3.811	1.362	2.000	0.480	0.360	0.563	4	Steam Oxide			
1124008	●	5/8 - 18 UNF	H3	Plug (4P)	3.811	1.362	2.000	0.480	0.360	0.563	4	TiCN			
1124005	●	5/8 - 18 UNF	H3	Plug (4P)	3.811	1.362	2.000	0.480	0.360	0.563	4	TiN			
1123900	●	5/8 - 18 UNF	H3	Taper (9P)	3.811	1.362	2.000	0.480	0.360	0.563	4	Bright			
1123901	●	5/8 - 18 UNF	H3	Taper (9P)	3.811	1.362	2.000	0.480	0.360	0.563	4	Steam Oxide			
1123908	●	5/8 - 18 UNF	H3	Taper (9P)	3.811	1.362	2.000	0.480	0.360	0.563	4	TiCN			
1144100	●	5/8 - 18 UNF	H5	Bottom (1.5P)	3.811	1.362	2.000	0.480	0.360	0.563	4	Bright			
1144108	●	5/8 - 18 UNF	H5	Bottom (1.5P)	3.811	1.362	2.000	0.480	0.360	0.563	4	TiCN			
1144000	●	5/8 - 18 UNF	H5	Plug (4P)	3.811	1.362	2.000	0.480	0.360	0.563	4	Bright			
1144008	●	5/8 - 18 UNF	H5	Plug (4P)	3.811	1.362	2.000	0.480	0.360	0.563	4	TiCN			
1124400	●	11/16 - 11 NS	H3	Bottom (1.5P)	4.031	1.362	2.130	0.542	0.406	0.625	4	Bright			
1124408	●	11/16 - 11 NS	H3	Bottom (1.5P)	4.031	1.362	2.130	0.542	0.406	0.625	4	TiCN			
1124300	●	11/16 - 11 NS	H3	Plug (4P)	4.031	1.362	2.130	0.542	0.406	0.625	4	Bright			
1124308	●	11/16 - 11 NS	H3	Plug (4P)	4.031	1.362	2.130	0.542	0.406	0.625	4	TiCN			
1124200	●	11/16 - 11 NS	H3	Taper (9P)	4.031	1.362	2.130	0.542	0.406	0.625	4	Bright			
1124700	●	11/16 - 16 UN	H3	Bottom (1.5P)	4.031	1.362	2.130	0.542	0.406	0.625	4	Bright			
1124708	●	11/16 - 16 UN	H3	Bottom (1.5P)	4.031	1.362	2.130	0.542	0.406	0.625	4	TiCN			
1124600	●	11/16 - 16 UN	H3	Plug (4P)	4.031	1.362	2.130	0.542	0.406	0.625	4	Bright			
1124608	●	11/16 - 16 UN	H3	Plug (4P)	4.031	1.362	2.130	0.542	0.406	0.625	4	TiCN			

● Stocked ○ Available Upon Request; MOQ May Apply ▲ Globally Stocked
Note: Other coatings are available upon request.



CONTINUED ➔

P				M			K	N		S		H				
Steel				Stainless Steel			Cast Iron	Non-Ferrous		HRSA		Hardened Steel				
Carbon Steel			Alloy Steel	Die Steel	300	400		17-4 PH	Aluminum		Nickel Alloy	Titanium	~35 HRC	35-45 HRC	45-50 HRC	50-70 HRC
Low	Medium	High							6061	Casting						
1010	1035	1065	4140													
1018	1045		4340													
○	○	○					○	○	○							
25-80 SFM	20-50 SFM	20-45 SFM					25-75 SFM	40-80 SFM	40-65 SFM							

○ Good ⊙ Best






GENERAL PURPOSE

List 101 (Continued)

OSG GENERAL PURPOSE-HT



ABOUT OSG

DRILLING

THREADING

MILLING

HOLDERS

INDEX

EDP	Thread Size	Thread Limit	Chamfer Type	Overall Length	Thread Length	Neck Length	Shank Diameter	Square Width	Square Length	Number of Flutes	Surface Treatment	
				L (Inch)	Lc (Inch)	L1 (Inch)	d (Inch)	k (Inch)	lk (Inch)			
1124500	●	11/16 - 16 UN	H3	Taper (9P)	4.031	1.362	2.130	0.542	0.406	0.625	4	Bright
1124508	●	11/16 - 16 UN	H3	Taper (9P)	4.031	1.362	2.130	0.542	0.406	0.625	4	TiCN
1066500	●	3/4 - 10 UNC	H1	Bottom (1.5P)	4.252	1.500	2.220	0.590	0.442	0.688	4	Bright
1008900	●	3/4 - 10 UNC	H1	Plug (4P)	4.252	1.500	2.220	0.590	0.442	0.688	4	Bright
1114900	●	3/4 - 10 UNC	H2	Plug (4P)	4.252	1.500	2.220	0.590	0.442	0.688	4	Bright
1125000	●	3/4 - 10 UNC	H3	Bottom (1.5P)	4.252	1.500	2.220	0.590	0.442	0.688	4	Bright
1125001	●	3/4 - 10 UNC	H3	Bottom (1.5P)	4.252	1.500	2.220	0.590	0.442	0.688	4	Steam Oxide
1125008	●	3/4 - 10 UNC	H3	Bottom (1.5P)	4.252	1.500	2.220	0.590	0.442	0.688	4	TiCN
1124900	●	3/4 - 10 UNC	H3	Plug (4P)	4.252	1.500	2.220	0.590	0.442	0.688	4	Bright
1124901	●	3/4 - 10 UNC	H3	Plug (4P)	4.252	1.500	2.220	0.590	0.442	0.688	4	Steam Oxide
1124908	●	3/4 - 10 UNC	H3	Plug (4P)	4.252	1.500	2.220	0.590	0.442	0.688	4	TiCN
1124905	●	3/4 - 10 UNC	H3	Plug (4P)	4.252	1.500	2.220	0.590	0.442	0.688	4	TiN
1124800	●	3/4 - 10 UNC	H3	Taper (9P)	4.252	1.500	2.220	0.590	0.442	0.688	4	Bright
1124808	●	3/4 - 10 UNC	H3	Taper (9P)	4.252	1.500	2.220	0.590	0.442	0.688	4	TiCN
1145000	●	3/4 - 10 UNC	H5	Bottom (1.5P)	4.252	1.500	2.220	0.590	0.442	0.688	4	Bright
1145008	●	3/4 - 10 UNC	H5	Bottom (1.5P)	4.252	1.500	2.220	0.590	0.442	0.688	4	TiCN
1144900	●	3/4 - 10 UNC	H5	Plug (4P)	4.252	1.500	2.220	0.590	0.442	0.688	4	Bright
1144908	●	3/4 - 10 UNC	H5	Plug (4P)	4.252	1.500	2.220	0.590	0.442	0.688	4	TiCN
1105200	●	3/4 - 16 UNF	H1	Plug (4P)	4.252	1.500	2.220	0.590	0.442	0.688	4	Bright
1105208	●	3/4 - 16 UNF	H1	Plug (4P)	4.252	1.500	2.220	0.590	0.442	0.688	4	TiCN
1115200	●	3/4 - 16 UNF	H2	Plug (4P)	4.252	1.500	2.220	0.590	0.442	0.688	4	Bright
1125300	●	3/4 - 16 UNF	H3	Bottom (1.5P)	4.252	1.500	2.220	0.590	0.442	0.688	4	Bright
1125301	●	3/4 - 16 UNF	H3	Bottom (1.5P)	4.252	1.500	2.220	0.590	0.442	0.688	4	Steam Oxide
1125308	●	3/4 - 16 UNF	H3	Bottom (1.5P)	4.252	1.500	2.220	0.590	0.442	0.688	4	TiCN
1125200	●	3/4 - 16 UNF	H3	Plug (4P)	4.252	1.500	2.220	0.590	0.442	0.688	4	Bright
1125201	●	3/4 - 16 UNF	H3	Plug (4P)	4.252	1.500	2.220	0.590	0.442	0.688	4	Steam Oxide
1125208	●	3/4 - 16 UNF	H3	Plug (4P)	4.252	1.500	2.220	0.590	0.442	0.688	4	TiCN
1125205	●	3/4 - 16 UNF	H3	Plug (4P)	4.252	1.500	2.220	0.590	0.442	0.688	4	TiN
1125100	●	3/4 - 16 UNF	H3	Taper (9P)	4.252	1.500	2.220	0.590	0.442	0.688	4	Bright
1125108	●	3/4 - 16 UNF	H3	Taper (9P)	4.252	1.500	2.220	0.590	0.442	0.688	4	TiCN
1145300	●	3/4 - 16 UNF	H5	Bottom (1.5P)	4.252	1.500	2.220	0.590	0.442	0.688	4	Bright
1145308	●	3/4 - 16 UNF	H5	Bottom (1.5P)	4.252	1.500	2.220	0.590	0.442	0.688	4	TiCN
1145200	●	3/4 - 16 UNF	H5	Plug (4P)	4.252	1.500	2.220	0.590	0.442	0.688	4	Bright
1145208	●	3/4 - 16 UNF	H5	Plug (4P)	4.252	1.500	2.220	0.590	0.442	0.688	4	TiCN
1069200	●	7/8 - 9 UNC	H1	Bottom (1.5P)	4.689	1.665	2.500	0.697	0.523	0.750	4	Bright
1009000	●	7/8 - 9 UNC	H2	Plug (4P)	4.689	1.665	2.500	0.697	0.523	0.750	4	Bright
1135600	●	7/8 - 9 UNC	H4	Bottom (1.5P)	4.689	1.665	2.500	0.697	0.523	0.750	4	Bright
1135601	●	7/8 - 9 UNC	H4	Bottom (1.5P)	4.689	1.665	2.500	0.697	0.523	0.750	4	Steam Oxide
1135608	●	7/8 - 9 UNC	H4	Bottom (1.5P)	4.689	1.665	2.500	0.697	0.523	0.750	4	TiCN
1135500	●	7/8 - 9 UNC	H4	Plug (4P)	4.689	1.665	2.500	0.697	0.523	0.750	4	Bright
1135501	●	7/8 - 9 UNC	H4	Plug (4P)	4.689	1.665	2.500	0.697	0.523	0.750	4	Steam Oxide
1135508	●	7/8 - 9 UNC	H4	Plug (4P)	4.689	1.665	2.500	0.697	0.523	0.750	4	TiCN
1135505	●	7/8 - 9 UNC	H4	Plug (4P)	4.689	1.665	2.500	0.697	0.523	0.750	4	TiN
1135400	●	7/8 - 9 UNC	H4	Taper (9P)	4.689	1.665	2.500	0.697	0.523	0.750	4	Bright
1135408	●	7/8 - 9 UNC	H4	Taper (9P)	4.689	1.665	2.500	0.697	0.523	0.750	4	TiCN
1145500	●	7/8 - 9 UNC	H6	Plug (4P)	4.689	1.665	2.500	0.697	0.523	0.750	4	Bright
1145508	●	7/8 - 9 UNC	H6	Plug (4P)	4.689	1.665	2.500	0.697	0.523	0.750	4	TiN
1115800	●	7/8 - 14 UNF	H2	Plug (4P)	4.689	1.665	2.500	0.697	0.523	0.750	4	Bright
1135900	●	7/8 - 14 UNF	H4	Bottom (1.5P)	4.689	1.665	2.500	0.697	0.523	0.750	4	Bright
1135901	●	7/8 - 14 UNF	H4	Bottom (1.5P)	4.689	1.665	2.500	0.697	0.523	0.750	4	Steam Oxide
1135908	●	7/8 - 14 UNF	H4	Bottom (1.5P)	4.689	1.665	2.500	0.697	0.523	0.750	4	TiCN
1135800	●	7/8 - 14 UNF	H4	Plug (4P)	4.689	1.665	2.500	0.697	0.523	0.750	4	Bright
1135801	●	7/8 - 14 UNF	H4	Plug (4P)	4.689	1.665	2.500	0.697	0.523	0.750	4	Steam Oxide

● Stocked ○ Available Upon Request; MOQ May Apply ▲ Globally Stocked
Note: Other coatings are available upon request.





List 101 (Continued)

OSG GENERAL PURPOSE-HT



EDP	Thread Size	Thread Limit	Chamfer Type	Overall Length	Thread Length	Neck Length	Shank Diameter	Square Width	Square Length	Number of Flutes	Surface Treatment	
				L (Inch)	Lc (Inch)	L1 (Inch)	d (Inch)	k (Inch)	lk (Inch)			
1135808	●	7/8 - 14 UNF	H4	Plug (4P)	4.689	1.665	2.500	0.697	0.523	0.750	4	TiCN
1135805	●	7/8 - 14 UNF	H4	Plug (4P)	4.689	1.665	2.500	0.697	0.523	0.750	4	TiN
1135700	●	7/8 - 14 UNF	H4	Taper (9P)	4.689	1.665	2.500	0.697	0.523	0.750	4	Bright
1135708	●	7/8 - 14 UNF	H4	Taper (9P)	4.689	1.665	2.500	0.697	0.523	0.750	4	TiCN
1145800	●	7/8 - 14 UNF	H6	Plug (4P)	4.689	1.665	2.500	0.697	0.523	0.750	4	Bright
1145808	●	7/8 - 14 UNF	H6	Plug (4P)	4.689	1.665	2.500	0.697	0.523	0.750	4	TiCN
1071900	●	1 - 8 UNC	H1	Bottom (1.5P)	5.126	1.874	2.720	0.800	0.600	0.813	4	Bright
1071800	●	1 - 8 UNC	H1	Plug (4P)	5.126	1.874	2.720	0.800	0.600	0.813	4	Bright
1071808	●	1 - 8 UNC	H1	Plug (4P)	5.126	1.874	2.720	0.800	0.600	0.813	4	TiCN
1116100	●	1 - 8 UNC	H2	Plug (4P)	5.126	1.874	2.720	0.800	0.600	0.813	4	Bright
1136200	●	1 - 8 UNC	H4	Bottom (1.5P)	5.126	1.874	2.720	0.800	0.600	0.813	4	Bright
1136201	●	1 - 8 UNC	H4	Bottom (1.5P)	5.126	1.874	2.720	0.800	0.600	0.813	4	Steam Oxide
1136208	●	1 - 8 UNC	H4	Bottom (1.5P)	5.126	1.874	2.720	0.800	0.600	0.813	4	TiCN
1136100	●	1 - 8 UNC	H4	Plug (4P)	5.126	1.874	2.720	0.800	0.600	0.813	4	Bright
1136101	●	1 - 8 UNC	H4	Plug (4P)	5.126	1.874	2.720	0.800	0.600	0.813	4	Steam Oxide
1136108	●	1 - 8 UNC	H4	Plug (4P)	5.126	1.874	2.720	0.800	0.600	0.813	4	TiCN
1136105	●	1 - 8 UNC	H4	Plug (4P)	5.126	1.874	2.720	0.800	0.600	0.813	4	TiN
1136000	●	1 - 8 UNC	H4	Taper (9P)	5.126	1.874	2.720	0.800	0.600	0.813	4	Bright
1136001	●	1 - 8 UNC	H4	Taper (9P)	5.126	1.874	2.720	0.800	0.600	0.813	4	Steam Oxide
1136008	●	1 - 8 UNC	H4	Taper (9P)	5.126	1.874	2.720	0.800	0.600	0.813	4	TiCN
1146100	●	1 - 8 UNC	H6	Plug (4P)	5.126	1.874	2.720	0.800	0.600	0.813	4	Bright
1146108	●	1 - 8 UNC	H6	Plug (4P)	5.126	1.874	2.720	0.800	0.600	0.813	4	TiCN
1136500	●	1 - 12 UNF	H4	Bottom (1.5P)	5.126	1.874	2.720	0.800	0.600	0.813	4	Bright
1136508	●	1 - 12 UNF	H4	Bottom (1.5P)	5.126	1.874	2.720	0.800	0.600	0.813	4	TiCN
1136400	●	1 - 12 UNF	H4	Plug (4P)	5.126	1.874	2.720	0.800	0.600	0.813	4	Bright
1136408	●	1 - 12 UNF	H4	Plug (4P)	5.126	1.874	2.720	0.800	0.600	0.813	4	TiCN
1136300	●	1 - 12 UNF	H4	Taper (9P)	5.126	1.874	2.720	0.800	0.600	0.813	4	Bright
1136308	●	1 - 12 UNF	H4	Taper (9P)	5.126	1.874	2.720	0.800	0.600	0.813	4	TiCN
1116700	●	1 - 14 UNS	H2	Plug (4P)	5.126	1.874	2.720	0.800	0.600	0.813	4	Bright
1116708	●	1 - 14 UNS	H2	Plug (4P)	5.126	1.874	2.720	0.800	0.600	0.813	4	TiCN
1136800	●	1 - 14 UNS	H4	Bottom (1.5P)	5.126	1.874	2.720	0.800	0.600	0.813	4	Bright
1136801	●	1 - 14 UNS	H4	Bottom (1.5P)	5.126	1.874	2.720	0.800	0.600	0.813	4	Steam Oxide
1136808	●	1 - 14 UNS	H4	Bottom (1.5P)	5.126	1.874	2.720	0.800	0.600	0.813	4	TiCN
1136700	●	1 - 14 UNS	H4	Plug (4P)	5.126	1.874	2.720	0.800	0.600	0.813	4	Bright
1136701	●	1 - 14 UNS	H4	Plug (4P)	5.126	1.874	2.720	0.800	0.600	0.813	4	Steam Oxide
1136708	●	1 - 14 UNS	H4	Plug (4P)	5.126	1.874	2.720	0.800	0.600	0.813	4	TiCN
1136600	●	1 - 14 UNS	H4	Taper (9P)	5.126	1.874	2.720	0.800	0.600	0.813	4	Bright
1136601	●	1 - 14 UNS	H4	Taper (9P)	5.126	1.874	2.720	0.800	0.600	0.813	4	Steam Oxide
1136608	●	1 - 14 UNS	H4	Taper (9P)	5.126	1.874	2.720	0.800	0.600	0.813	4	TiCN
1137100	●	1- 1/8 - 7 UNC	H4	Bottom (1.5P)	5.437	2.142	2.941	0.896	0.672	0.875	4	Bright
1137101	●	1- 1/8 - 7 UNC	H4	Bottom (1.5P)	5.437	2.142	2.941	0.896	0.672	0.875	4	Steam Oxide
1137108	●	1- 1/8 - 7 UNC	H4	Bottom (1.5P)	5.437	2.142	2.941	0.896	0.672	0.875	4	TiCN
1137000	●	1- 1/8 - 7 UNC	H4	Plug (4P)	5.437	2.142	2.941	0.896	0.672	0.875	4	Bright
1137001	●	1- 1/8 - 7 UNC	H4	Plug (4P)	5.437	2.142	2.941	0.896	0.672	0.875	4	Steam Oxide
1137008	●	1- 1/8 - 7 UNC	H4	Plug (4P)	5.437	2.142	2.941	0.896	0.672	0.875	4	TiCN
1136900	●	1- 1/8 - 7 UNC	H4	Taper (9P)	5.437	2.142	2.941	0.896	0.672	0.875	4	Bright
1136908	●	1- 1/8 - 7 UNC	H4	Taper (9P)	5.437	2.142	2.941	0.896	0.672	0.875	4	TiCN
1137400	●	1- 1/8 - 12 UNF	H4	Bottom (1.5P)	5.437	1.874	2.941	0.896	0.672	0.875	4	Bright

● Stocked ○ Available Upon Request; MOQ May Apply ▲ Globally Stocked

Note: Other coatings are available upon request.



CONTINUED

P				M			K	N		S		H			
Steel				Stainless Steel			Cast Iron	Non-Ferrous		HRSA		Hardened Steel			
Carbon Steel			Alloy Steel	Die Steel	300	400		17-4 PH	Aluminum		Nickel Alloy	Titanium	~35 HRC	35-45 HRC	45-50 HRC
Low	Medium	High					6061		7075	Casting					
1010	1035	1065	4140												
1018	1045		4340												
○	○	○					○	○	○						
25-80 SFM	20-50 SFM	20-45 SFM					25-75 SFM	40-80 SFM	40-65 SFM						

○ Good ⊙ Best





GENERAL PURPOSE

ABOUT OSG

DRILLING

THREADING

MILLING

HOLDERS

INDEX

List 101 (Continued)

OSG GENERAL PURPOSE-HT



EDP	Thread Size	Thread Limit	Chamfer Type	Overall Length	Thread Length	Neck Length	Shank Diameter	Square Width	Square Length	Number of Flutes	Surface Treatment	
				L (Inch)	Lc (Inch)	L1 (Inch)	d (Inch)	k (Inch)	lk (Inch)			
1137401	●	1- 1/8 - 12 UNF	H4	Bottom (1.5P)	5.437	1.874	2.941	0.896	0.672	0.875	4	Steam Oxide
1137408	●	1- 1/8 - 12 UNF	H4	Bottom (1.5P)	5.437	1.874	2.941	0.896	0.672	0.875	4	TiCN
1137300	●	1- 1/8 - 12 UNF	H4	Plug (4P)	5.437	1.874	2.941	0.896	0.672	0.875	4	Bright
1137301	●	1- 1/8 - 12 UNF	H4	Plug (4P)	5.437	1.874	2.941	0.896	0.672	0.875	4	Steam Oxide
1137308	●	1- 1/8 - 12 UNF	H4	Plug (4P)	5.437	1.874	2.941	0.896	0.672	0.875	4	TiCN
1137200	●	1- 1/8 - 12 UNF	H4	Taper (9P)	5.437	1.874	2.941	0.896	0.672	0.875	4	Bright
1137201	●	1- 1/8 - 12 UNF	H4	Taper (9P)	5.437	1.874	2.941	0.896	0.672	0.875	4	Steam Oxide
1137208	●	1- 1/8 - 12 UNF	H4	Taper (9P)	5.437	1.874	2.941	0.896	0.672	0.875	4	TiCN
1137700	●	1- 1/4 - 7 UNC	H4	Bottom (1.5P)	5.752	2.142	3.000	1.021	0.766	1.000	4	Bright
1137701	●	1- 1/4 - 7 UNC	H4	Bottom (1.5P)	5.752	2.142	3.000	1.021	0.766	1.000	4	Steam Oxide
1137708	●	1- 1/4 - 7 UNC	H4	Bottom (1.5P)	5.752	2.142	3.000	1.021	0.766	1.000	4	TiCN
1137600	●	1- 1/4 - 7 UNC	H4	Plug (4P)	5.752	2.142	3.000	1.021	0.766	1.000	4	Bright
1137608	●	1- 1/4 - 7 UNC	H4	Plug (4P)	5.752	2.142	3.000	1.021	0.766	1.000	4	TiCN
1137500	●	1- 1/4 - 7 UNC	H4	Taper (9P)	5.752	2.142	3.000	1.021	0.766	1.000	4	Bright
1137508	●	1- 1/4 - 7 UNC	H4	Taper (9P)	5.752	2.142	3.000	1.021	0.766	1.000	4	TiCN
1138000	●	1- 1/4 - 12 UNF	H4	Bottom (1.5P)	5.752	1.874	3.000	1.021	0.766	1.000	6	Bright
1138001	●	1- 1/4 - 12 UNF	H4	Bottom (1.5P)	5.752	1.874	3.000	1.021	0.766	1.000	6	Steam Oxide
1138008	●	1- 1/4 - 12 UNF	H4	Bottom (1.5P)	5.752	1.874	3.000	1.021	0.766	1.000	6	TiCN
1137900	●	1- 1/4 - 12 UNF	H4	Plug (4P)	5.752	1.874	3.000	1.021	0.766	1.000	6	Bright
1137901	●	1- 1/4 - 12 UNF	H4	Plug (4P)	5.752	1.874	3.000	1.021	0.766	1.000	6	Steam Oxide
1137908	●	1- 1/4 - 12 UNF	H4	Plug (4P)	5.752	1.874	3.000	1.021	0.766	1.000	6	TiCN
1137800	●	1- 1/4 - 12 UNF	H4	Taper (9P)	5.752	1.874	3.000	1.021	0.766	1.000	6	Bright
1137808	●	1- 1/4 - 12 UNF	H4	Taper (9P)	5.752	1.874	3.000	1.021	0.766	1.000	6	TiCN
1138300	●	1- 3/8 - 6 UNC	H4	Bottom (1.5P)	6.063	2.500	3.161	1.108	0.831	1.063	4	Bright
1138308	●	1- 3/8 - 6 UNC	H4	Bottom (1.5P)	6.063	2.500	3.161	1.108	0.831	1.063	4	TiCN
1138200	●	1- 3/8 - 6 UNC	H4	Plug (4P)	6.063	2.500	3.161	1.108	0.831	1.063	4	Bright
1138208	●	1- 3/8 - 6 UNC	H4	Plug (4P)	6.063	2.500	3.161	1.108	0.831	1.063	4	TiCN
1138100	●	1- 3/8 - 6 UNC	H4	Taper (9P)	6.063	2.500	3.161	1.108	0.831	1.063	4	Bright
1138101	●	1- 3/8 - 6 UNC	H4	Taper (9P)	6.063	2.500	3.161	1.108	0.831	1.063	4	Steam Oxide
1138600	●	1- 3/8 - 12 UNF	H4	Bottom (1.5P)	6.063	1.874	3.161	1.108	0.831	1.063	6	Bright
1138601	●	1- 3/8 - 12 UNF	H4	Bottom (1.5P)	6.063	1.874	3.161	1.108	0.831	1.063	6	Steam Oxide
1138608	●	1- 3/8 - 12 UNF	H4	Bottom (1.5P)	6.063	1.874	3.161	1.108	0.831	1.063	6	TiCN
1138500	●	1- 3/8 - 12 UNF	H4	Plug (4P)	6.063	1.874	3.161	1.108	0.831	1.063	6	Bright
1138501	●	1- 3/8 - 12 UNF	H4	Plug (4P)	6.063	1.874	3.161	1.108	0.831	1.063	6	Steam Oxide
1138508	●	1- 3/8 - 12 UNF	H4	Plug (4P)	6.063	1.874	3.161	1.108	0.831	1.063	6	TiCN
1138400	●	1- 3/8 - 12 UNF	H4	Taper (9P)	6.063	1.874	3.161	1.108	0.831	1.063	6	Bright
1138401	●	1- 3/8 - 12 UNF	H4	Taper (9P)	6.063	1.874	3.161	1.108	0.831	1.063	6	Steam Oxide
1138408	●	1- 3/8 - 12 UNF	H4	Taper (9P)	6.063	1.874	3.161	1.108	0.831	1.063	6	TiCN
1138900	●	1- 1/2 - 6 UNC	H4	Bottom (1.5P)	6.374	2.500	3.382	1.233	0.925	1.125	4	Bright
1138901	●	1- 1/2 - 6 UNC	H4	Bottom (1.5P)	6.374	2.500	3.382	1.233	0.925	1.125	4	Steam Oxide
1138908	●	1- 1/2 - 6 UNC	H4	Bottom (1.5P)	6.374	2.500	3.382	1.233	0.925	1.125	4	TiCN
1138800	●	1- 1/2 - 6 UNC	H4	Plug (4P)	6.374	2.500	3.382	1.233	0.925	1.125	4	Bright
1138801	●	1- 1/2 - 6 UNC	H4	Plug (4P)	6.374	2.500	3.382	1.233	0.925	1.125	4	Steam Oxide
1138808	●	1- 1/2 - 6 UNC	H4	Plug (4P)	6.374	2.500	3.382	1.233	0.925	1.125	4	TiCN
1138700	●	1- 1/2 - 6 UNC	H4	Taper (9P)	6.374	2.500	3.382	1.233	0.925	1.125	4	Bright
1138701	●	1- 1/2 - 6 UNC	H4	Taper (9P)	6.374	2.500	3.382	1.233	0.925	1.125	4	Steam Oxide
1138708	●	1- 1/2 - 6 UNC	H4	Taper (9P)	6.374	2.500	3.382	1.233	0.925	1.125	4	TiCN
1139200	●	1- 1/2 - 12 UNF	H4	Bottom (1.5P)	6.374	1.874	3.382	1.233	0.925	1.125	6	Bright
1139201	●	1- 1/2 - 12 UNF	H4	Bottom (1.5P)	6.374	1.874	3.382	1.233	0.925	1.125	6	Steam Oxide
1139208	●	1- 1/2 - 12 UNF	H4	Bottom (1.5P)	6.374	1.874	3.382	1.233	0.925	1.125	6	TiCN
1139100	●	1- 1/2 - 12 UNF	H4	Plug (4P)	6.374	1.874	3.382	1.233	0.925	1.125	6	Bright
1139101	●	1- 1/2 - 12 UNF	H4	Plug (4P)	6.374	1.874	3.382	1.233	0.925	1.125	6	Steam Oxide

● Stocked ○ Available Upon Request; MOQ May Apply ▲ Globally Stocked
Note: Other coatings are available upon request.





List 101 (Continued)

OSG GENERAL PURPOSE-HT

STRAIGHT FLUTE	HSS	BR	S/O	TiCN	TiN	C/1.5P	C/4P	C/9P	0°	PACKED 1 PIECE
----------------	-----	----	-----	------	-----	--------	------	------	----	-------------------

EDP		Thread Size	Thread Limit	Chamfer Type	Overall Length	Thread Length	Neck Length	Shank Diameter	Square Width	Square Length	Number of Flutes	Surface Treatment
					L (Inch)	Lc (Inch)	L1 (Inch)	d (Inch)	k (Inch)	lk (Inch)		
1139108	●	1- 1/2 - 12 UNF	H4	Plug (4P)	6.374	1.874	3.382	1.233	0.925	1.125	6	TiCN
1139000	●	1- 1/2 - 12 UNF	H4	Taper (9P)	6.374	1.874	3.382	1.233	0.925	1.125	6	Bright
1139001	●	1- 1/2 - 12 UNF	H4	Taper (9P)	6.374	1.874	3.382	1.233	0.925	1.125	6	Steam Oxide
1139008	●	1- 1/2 - 12 UNF	H4	Taper (9P)	6.374	1.874	3.382	1.233	0.925	1.125	6	TiCN

● Stocked ○ Available Upon Request; MOQ May Apply ▲ Globally Stocked
 Note: Other coatings are available upon request.



ABOUT OSG

DRILLING

THREADING

MILLING

HOLDERS

INDEX

P					M			K	N		S		H			
Steel					Stainless Steel			Cast Iron	Non-Ferrous		HRSA		Hardened Steel			
Carbon Steel			Alloy Steel	Die Steel					Aluminum		Nickel Alloy	Titanium				
Low	Medium	High			4140 4340	300	400	17-4 PH	6061 7075	Casting			Inconel	6Al4V (30 HRC)	~35 HRC	35-45 HRC
1010 1018	1035 1045	1065														
○	○	○					○	○	○							
25-80 SFM	20-50 SFM	20-45 SFM					25-75 SFM	40-80 SFM	40-65 SFM							

○ Good ⊙ Best





List 102

OSG GENERAL PURPOSE-HT



EDP		Thread Size	Thread Limit	Chamfer Type	Overall Length	Thread Length	Neck Length	Shank Diameter	Square Width	Square Length	Number of Flutes	Surface Treatment
					L (Inch)	Lc (Inch)	L1 (Inch)	d (Inch)	k (Inch)	lk (Inch)		
1000200	●	No. 0 - 80 UNF	H1	Bottom (1.5P)	1.626	0.311	-	0.141	0.110	0.188	2	Bright
1000201	●	No. 0 - 80 UNF	H1	Bottom (1.5P)	1.626	0.311	-	0.141	0.110	0.188	2	Steam Oxide
1000208	●	No. 0 - 80 UNF	H1	Bottom (1.5P)	1.626	0.311	-	0.141	0.110	0.188	2	TiCN
1000205	●	No. 0 - 80 UNF	H1	Bottom (1.5P)	1.626	0.311	-	0.141	0.110	0.188	2	TiN
1000100	●	No. 0 - 80 UNF	H1	Plug (4P)	1.626	0.311	-	0.141	0.110	0.188	2	Bright
1000101	●	No. 0 - 80 UNF	H1	Plug (4P)	1.626	0.311	-	0.141	0.110	0.188	2	Steam Oxide
1000108	●	No. 0 - 80 UNF	H1	Plug (4P)	1.626	0.311	-	0.141	0.110	0.188	2	TiCN
1000105	●	No. 0 - 80 UNF	H1	Plug (4P)	1.626	0.311	-	0.141	0.110	0.188	2	TiN
1000000	●	No. 0 - 80 UNF	H1	Taper (9P)	1.626	0.311	-	0.141	0.110	0.188	2	Bright
1000001	●	No. 0 - 80 UNF	H1	Taper (9P)	1.626	0.311	-	0.141	0.110	0.188	2	Steam Oxide
1000008	●	No. 0 - 80 UNF	H1	Taper (9P)	1.626	0.311	-	0.141	0.110	0.188	2	TiCN
1010200	●	No. 0 - 80 UNF	H2	Bottom (1.5P)	1.626	0.311	-	0.141	0.110	0.188	2	Bright
1010208	●	No. 0 - 80 UNF	H2	Bottom (1.5P)	1.626	0.311	-	0.141	0.110	0.188	2	TiCN
1010100	●	No. 0 - 80 UNF	H2	Plug (4P)	1.626	0.311	-	0.141	0.110	0.188	2	Bright
1010108	●	No. 0 - 80 UNF	H2	Plug (4P)	1.626	0.311	-	0.141	0.110	0.188	2	TiCN
1010105	●	No. 0 - 80 UNF	H2	Plug (4P)	1.626	0.311	-	0.141	0.110	0.188	2	TiN
1000500	●	No. 1 - 64 UNC	H1	Bottom (1.5P)	1.689	0.370	-	0.141	0.110	0.188	2	Bright
1000501	●	No. 1 - 64 UNC	H1	Bottom (1.5P)	1.689	0.370	-	0.141	0.110	0.188	2	Steam Oxide
1000400	●	No. 1 - 64 UNC	H1	Plug (4P)	1.689	0.370	-	0.141	0.110	0.188	2	Bright
1000401	●	No. 1 - 64 UNC	H1	Plug (4P)	1.689	0.370	-	0.141	0.110	0.188	2	Steam Oxide
1000300	●	No. 1 - 64 UNC	H1	Taper (9P)	1.689	0.370	-	0.141	0.110	0.188	2	Bright
1008000	●	No. 1 - 64 UNC	H2	Bottom (1.5P)	1.689	0.370	-	0.141	0.110	0.188	2	Bright
1008008	●	No. 1 - 64 UNC	H2	Bottom (1.5P)	1.689	0.370	-	0.141	0.110	0.188	2	TiCN
1010400	●	No. 1 - 64 UNC	H2	Plug (4P)	1.689	0.370	-	0.141	0.110	0.188	2	Bright
1010408	●	No. 1 - 64 UNC	H2	Plug (4P)	1.689	0.370	-	0.141	0.110	0.188	2	TiCN
1000800	●	No. 1 - 72 UNF	H1	Bottom (1.5P)	1.689	0.370	-	0.141	0.110	0.188	2	Bright
1000801	●	No. 1 - 72 UNF	H1	Bottom (1.5P)	1.689	0.370	-	0.141	0.110	0.188	2	Steam Oxide
1000700	●	No. 1 - 72 UNF	H1	Plug (4P)	1.689	0.370	-	0.141	0.110	0.188	2	Bright
1000701	●	No. 1 - 72 UNF	H1	Plug (4P)	1.689	0.370	-	0.141	0.110	0.188	2	Steam Oxide
1000600	●	No. 1 - 72 UNF	H1	Taper (9P)	1.689	0.370	-	0.141	0.110	0.188	2	Bright
1000601	●	No. 1 - 72 UNF	H1	Taper (9P)	1.689	0.370	-	0.141	0.110	0.188	2	Steam Oxide
1000608	●	No. 1 - 72 UNF	H1	Taper (9P)	1.689	0.370	-	0.141	0.110	0.188	2	TiCN
1010800	●	No. 1 - 72 UNF	H2	Bottom (1.5P)	1.689	0.370	-	0.141	0.110	0.188	2	Bright
1010808	●	No. 1 - 72 UNF	H2	Bottom (1.5P)	1.689	0.370	-	0.141	0.110	0.188	2	TiCN
1010700	●	No. 1 - 72 UNF	H2	Plug (4P)	1.689	0.370	-	0.141	0.110	0.188	2	Bright
1010708	●	No. 1 - 72 UNF	H2	Plug (4P)	1.689	0.370	-	0.141	0.110	0.188	2	TiCN
1001100	●	No. 2 - 56 UNC	H1	Bottom (1.5P)	1.752	0.437	-	0.141	0.110	0.188	3	Bright
1001108	●	No. 2 - 56 UNC	H1	Bottom (1.5P)	1.752	0.437	-	0.141	0.110	0.188	3	TiCN
1001000	●	No. 2 - 56 UNC	H1	Plug (4P)	1.752	0.437	-	0.141	0.110	0.188	3	Bright
1000900	●	No. 2 - 56 UNC	H1	Taper (9P)	1.752	0.437	-	0.141	0.110	0.188	3	Bright
1011100	●	No. 2 - 56 UNC	H2	Bottom (1.5P)	1.752	0.437	-	0.141	0.110	0.188	3	Bright
1011101	●	No. 2 - 56 UNC	H2	Bottom (1.5P)	1.752	0.437	-	0.141	0.110	0.188	3	Steam Oxide
1011108	●	No. 2 - 56 UNC	H2	Bottom (1.5P)	1.752	0.437	-	0.141	0.110	0.188	3	TiCN
1011105	●	No. 2 - 56 UNC	H2	Bottom (1.5P)	1.752	0.437	-	0.141	0.110	0.188	3	TiN
1011000	●	No. 2 - 56 UNC	H2	Plug (4P)	1.752	0.437	-	0.141	0.110	0.188	3	Bright
1011001	●	No. 2 - 56 UNC	H2	Plug (4P)	1.752	0.437	-	0.141	0.110	0.188	3	Steam Oxide
1011008	●	No. 2 - 56 UNC	H2	Plug (4P)	1.752	0.437	-	0.141	0.110	0.188	3	TiCN
1011005	●	No. 2 - 56 UNC	H2	Plug (4P)	1.752	0.437	-	0.141	0.110	0.188	3	TiN
1010900	●	No. 2 - 56 UNC	H2	Taper (9P)	1.752	0.437	-	0.141	0.110	0.188	3	Bright
1010901	●	No. 2 - 56 UNC	H2	Taper (9P)	1.752	0.437	-	0.141	0.110	0.188	3	Steam Oxide
1010908	●	No. 2 - 56 UNC	H2	Taper (9P)	1.752	0.437	-	0.141	0.110	0.188	3	TiCN

● Stocked ○ Available Upon Request; MOQ May Apply ▲ Globally Stocked
 Note: Other coatings are available upon request.





List 102 (Continued)

OSG GENERAL PURPOSE-HT

STRAIGHT FLUTE	HSS	BR	S/O	TiCN	TiN	C/1.5P	C/4P	C/9P	0°	PACKED 1 PIECE
----------------	-----	----	-----	------	-----	--------	------	------	----	-------------------

EDP		Thread Size	Thread Limit	Chamfer Type	Overall Length	Thread Length	Neck Length	Shank Diameter	Square Width	Square Length	Number of Flutes	Surface Treatment
					L (Inch)	Lc (Inch)	L1 (Inch)	d (Inch)	k (Inch)	lk (Inch)		
1001400	●	No. 2 - 64 UNF	H1	Bottom (1.5P)	1.752	0.437	-	0.141	0.110	0.188	3	Bright
1001300	●	No. 2 - 64 UNF	H1	Plug (4P)	1.752	0.437	-	0.141	0.110	0.188	3	Bright
1011400	●	No. 2 - 64 UNF	H2	Bottom (1.5P)	1.752	0.437	-	0.141	0.110	0.188	3	Bright
1011401	●	No. 2 - 64 UNF	H2	Bottom (1.5P)	1.752	0.437	-	0.141	0.110	0.188	3	Steam Oxide
1011300	●	No. 2 - 64 UNF	H2	Plug (4P)	1.752	0.437	-	0.141	0.110	0.188	3	Bright
1011301	●	No. 2 - 64 UNF	H2	Plug (4P)	1.752	0.437	-	0.141	0.110	0.188	3	Steam Oxide
1011200	●	No. 2 - 64 UNF	H2	Taper (9P)	1.752	0.437	-	0.141	0.110	0.188	3	Bright
1001600	●	No. 3 - 48 UNC	H1	Plug (4P)	1.811	0.496	-	0.141	0.110	0.188	3	Bright
1011700	●	No. 3 - 48 UNC	H2	Bottom (1.5P)	1.811	0.496	-	0.141	0.110	0.188	3	Bright
1011701	●	No. 3 - 48 UNC	H2	Bottom (1.5P)	1.811	0.496	-	0.141	0.110	0.188	3	Steam Oxide
1011708	●	No. 3 - 48 UNC	H2	Bottom (1.5P)	1.811	0.496	-	0.141	0.110	0.188	3	TiCN
1011600	●	No. 3 - 48 UNC	H2	Plug (4P)	1.811	0.496	-	0.141	0.110	0.188	3	Bright
1011601	●	No. 3 - 48 UNC	H2	Plug (4P)	1.811	0.496	-	0.141	0.110	0.188	3	Steam Oxide
1011608	●	No. 3 - 48 UNC	H2	Plug (4P)	1.811	0.496	-	0.141	0.110	0.188	3	TiCN
1011500	●	No. 3 - 48 UNC	H2	Taper (9P)	1.811	0.496	-	0.141	0.110	0.188	3	Bright
1011501	●	No. 3 - 48 UNC	H2	Taper (9P)	1.811	0.496	-	0.141	0.110	0.188	3	Steam Oxide
1011508	●	No. 3 - 48 UNC	H2	Taper (9P)	1.811	0.496	-	0.141	0.110	0.188	3	TiCN
1001900	●	No. 3 - 56 UNF	H1	Plug (4P)	1.811	0.496	-	0.141	0.110	0.188	3	Bright
1012000	●	No. 3 - 56 UNF	H2	Bottom (1.5P)	1.811	0.496	-	0.141	0.110	0.188	3	Bright
1012001	●	No. 3 - 56 UNF	H2	Bottom (1.5P)	1.811	0.496	-	0.141	0.110	0.188	3	Steam Oxide
1012008	●	No. 3 - 56 UNF	H2	Bottom (1.5P)	1.811	0.496	-	0.141	0.110	0.188	3	TiCN
1011900	●	No. 3 - 56 UNF	H2	Plug (4P)	1.811	0.496	-	0.141	0.110	0.188	3	Bright
1011901	●	No. 3 - 56 UNF	H2	Plug (4P)	1.811	0.496	-	0.141	0.110	0.188	3	Steam Oxide
1011908	●	No. 3 - 56 UNF	H2	Plug (4P)	1.811	0.496	-	0.141	0.110	0.188	3	TiCN
1011800	●	No. 3 - 56 UNF	H2	Taper (9P)	1.811	0.496	-	0.141	0.110	0.188	3	Bright
1011801	●	No. 3 - 56 UNF	H2	Taper (9P)	1.811	0.496	-	0.141	0.110	0.188	3	Steam Oxide
1012900	●	No. 4 - 36 NS	H2	Bottom (1.5P)	1.874	0.370	0.681	0.141	0.110	0.188	3	Bright
1012901	●	No. 4 - 36 NS	H2	Bottom (1.5P)	1.874	0.370	0.681	0.141	0.110	0.188	3	Steam Oxide
1012800	●	No. 4 - 36 NS	H2	Plug (4P)	1.874	0.370	0.681	0.141	0.110	0.188	3	Bright
1012700	●	No. 4 - 36 NS	H2	Taper (9P)	1.874	0.370	0.681	0.141	0.110	0.188	3	Bright
1002300	●	No. 4 - 40 UNC	H1	Bottom (1.5P)	1.874	0.370	0.681	0.141	0.110	0.188	3	Bright
1002200	●	No. 4 - 40 UNC	H1	Plug (4P)	1.874	0.370	0.681	0.141	0.110	0.188	3	Bright
1002100	●	No. 4 - 40 UNC	H1	Taper (9P)	1.874	0.370	0.681	0.141	0.110	0.188	3	Bright
1012300	●	No. 4 - 40 UNC	H2	Bottom (1.5P)	1.874	0.370	0.681	0.141	0.110	0.188	3	Bright
1012301	●	No. 4 - 40 UNC	H2	Bottom (1.5P)	1.874	0.370	0.681	0.141	0.110	0.188	3	Steam Oxide
1012308	●	No. 4 - 40 UNC	H2	Bottom (1.5P)	1.874	0.370	0.681	0.141	0.110	0.188	3	TiCN
1012305	●	No. 4 - 40 UNC	H2	Bottom (1.5P)	1.874	0.370	0.681	0.141	0.110	0.188	3	TiN
1012200	●	No. 4 - 40 UNC	H2	Plug (4P)	1.874	0.370	0.681	0.141	0.110	0.188	3	Bright
1012201	●	No. 4 - 40 UNC	H2	Plug (4P)	1.874	0.370	0.681	0.141	0.110	0.188	3	Steam Oxide
1012208	●	No. 4 - 40 UNC	H2	Plug (4P)	1.874	0.370	0.681	0.141	0.110	0.188	3	TiCN
1012205	●	No. 4 - 40 UNC	H2	Plug (4P)	1.874	0.370	0.681	0.141	0.110	0.188	3	TiN
1012100	●	No. 4 - 40 UNC	H2	Taper (9P)	1.874	0.370	0.681	0.141	0.110	0.188	3	Bright
1012101	●	No. 4 - 40 UNC	H2	Taper (9P)	1.874	0.370	0.681	0.141	0.110	0.188	3	Steam Oxide
1012108	●	No. 4 - 40 UNC	H2	Taper (9P)	1.874	0.370	0.681	0.141	0.110	0.188	3	TiCN
1002500	●	No. 4 - 48 UNF	H1	Plug (4P)	1.874	0.370	0.681	0.141	0.110	0.188	3	Bright
1012600	●	No. 4 - 48 UNF	H2	Bottom (1.5P)	1.874	0.370	0.681	0.141	0.110	0.188	3	Bright

● Stocked ○ Available Upon Request; MOQ May Apply ▲ Globally Stocked
Note: Other coatings are available upon request.



CONTINUED ➔

P					M			K	N		S		H					
Steel					Stainless Steel			Cast Iron	Non-Ferrous		HRSA		Hardened Steel					
Carbon Steel			Alloy Steel	Die Steel					Aluminum		Nickel Alloy	Titanium						
Low	Medium	High			300	400	17-4 PH		6061	Casting			Inconel	6Al4V	~35 HRC	35-45 HRC	45-50 HRC	50-70 HRC
1010	1035	1065	4140															
1018	1045		4340						7075			(30 HRC)						
○	○	○					○	○	○									
25-80 SFM	20-50 SFM	20-45 SFM					25-75 SFM	40-80 SFM	40-65 SFM									

○ Good ⊗ Best





GENERAL PURPOSE

ABOUT OSG

DRILLING

THREADING


MILLING

HOLDERS

INDEX

List 102 (Continued)

OSG GENERAL PURPOSE-HT



EDP		Thread Size	Thread Limit	Chamfer Type	Overall Length	Thread Length	Neck Length	Shank Diameter	Square Width	Square Length	Number of Flutes	Surface Treatment
					L (Inch)	Lc (Inch)	L1 (Inch)	d (Inch)	k (Inch)	lk (Inch)		
1012601	●	No. 4 - 48 UNF	H2	Bottom (1.5P)	1.874	0.370	0.681	0.141	0.110	0.188	3	Steam Oxide
1012608	●	No. 4 - 48 UNF	H2	Bottom (1.5P)	1.874	0.370	0.681	0.141	0.110	0.188	3	TiCN
1012500	●	No. 4 - 48 UNF	H2	Plug (4P)	1.874	0.370	0.681	0.141	0.110	0.188	3	Bright
1012501	●	No. 4 - 48 UNF	H2	Plug (4P)	1.874	0.370	0.681	0.141	0.110	0.188	3	Steam Oxide
1012508	●	No. 4 - 48 UNF	H2	Plug (4P)	1.874	0.370	0.681	0.141	0.110	0.188	3	TiCN
1012400	●	No. 4 - 48 UNF	H2	Taper (9P)	1.874	0.370	0.681	0.141	0.110	0.188	3	Bright
1012408	●	No. 4 - 48 UNF	H2	Taper (9P)	1.874	0.370	0.681	0.141	0.110	0.188	3	TiCN
1003200	●	No. 5 - 40 UNC	H1	Bottom (1.5P)	1.937	0.374	0.744	0.141	0.110	0.188	3	Bright
1003100	●	No. 5 - 40 UNC	H1	Plug (4P)	1.937	0.374	0.744	0.141	0.110	0.188	3	Bright
1013200	●	No. 5 - 40 UNC	H2	Bottom (1.5P)	1.937	0.374	0.744	0.141	0.110	0.188	3	Bright
1013201	●	No. 5 - 40 UNC	H2	Bottom (1.5P)	1.937	0.374	0.744	0.141	0.110	0.188	3	Steam Oxide
1013208	●	No. 5 - 40 UNC	H2	Bottom (1.5P)	1.937	0.374	0.744	0.141	0.110	0.188	3	TiCN
1013205	●	No. 5 - 40 UNC	H2	Bottom (1.5P)	1.937	0.374	0.744	0.141	0.110	0.188	3	TiN
1013100	●	No. 5 - 40 UNC	H2	Plug (4P)	1.937	0.374	0.744	0.141	0.110	0.188	3	Bright
1013101	●	No. 5 - 40 UNC	H2	Plug (4P)	1.937	0.374	0.744	0.141	0.110	0.188	3	Steam Oxide
1013108	●	No. 5 - 40 UNC	H2	Plug (4P)	1.937	0.374	0.744	0.141	0.110	0.188	3	TiCN
1013105	●	No. 5 - 40 UNC	H2	Plug (4P)	1.937	0.374	0.744	0.141	0.110	0.188	3	TiN
1013000	●	No. 5 - 40 UNC	H2	Taper (9P)	1.937	0.374	0.744	0.141	0.110	0.188	3	Bright
1013001	●	No. 5 - 40 UNC	H2	Taper (9P)	1.937	0.374	0.744	0.141	0.110	0.188	3	Steam Oxide
1013008	●	No. 5 - 40 UNC	H2	Taper (9P)	1.937	0.374	0.744	0.141	0.110	0.188	3	TiCN
1003400	●	No. 5 - 44 UNF	H1	Plug (4P)	1.937	0.374	0.744	0.141	0.110	0.188	3	Bright
1003408	●	No. 5 - 44 UNF	H1	Plug (4P)	1.937	0.374	0.744	0.141	0.110	0.188	3	TiCN
1013500	●	No. 5 - 44 UNF	H2	Bottom (1.5P)	1.937	0.374	0.744	0.141	0.110	0.188	3	Bright
1013501	●	No. 5 - 44 UNF	H2	Bottom (1.5P)	1.937	0.374	0.744	0.141	0.110	0.188	3	Steam Oxide
1013508	●	No. 5 - 44 UNF	H2	Bottom (1.5P)	1.937	0.374	0.744	0.141	0.110	0.188	3	TiCN
1013400	●	No. 5 - 44 UNF	H2	Plug (4P)	1.937	0.374	0.744	0.141	0.110	0.188	3	Bright
1013401	●	No. 5 - 44 UNF	H2	Plug (4P)	1.937	0.374	0.744	0.141	0.110	0.188	3	Steam Oxide
1013408	●	No. 5 - 44 UNF	H2	Plug (4P)	1.937	0.374	0.744	0.141	0.110	0.188	3	TiCN
1013300	●	No. 5 - 44 UNF	H2	Taper (9P)	1.937	0.374	0.744	0.141	0.110	0.188	3	Bright
1013301	●	No. 5 - 44 UNF	H2	Taper (9P)	1.937	0.374	0.744	0.141	0.110	0.188	3	Steam Oxide
1013308	●	No. 5 - 44 UNF	H2	Taper (9P)	1.937	0.374	0.744	0.141	0.110	0.188	3	TiCN
1003800	●	No. 6 - 32 UNC	H1	Bottom (1.5P)	2.000	0.465	0.799	0.141	0.110	0.188	3	Bright
1003700	●	No. 6 - 32 UNC	H1	Plug (4P)	2.000	0.465	0.799	0.141	0.110	0.188	3	Bright
1003600	●	No. 6 - 32 UNC	H1	Taper (9P)	2.000	0.465	0.799	0.141	0.110	0.188	3	Bright
1013800	●	No. 6 - 32 UNC	H2	Bottom (1.5P)	2.000	0.465	0.799	0.141	0.110	0.188	3	Bright
1013808	●	No. 6 - 32 UNC	H2	Bottom (1.5P)	2.000	0.465	0.799	0.141	0.110	0.188	3	TiCN
1013805	●	No. 6 - 32 UNC	H2	Bottom (1.5P)	2.000	0.465	0.799	0.141	0.110	0.188	3	TiN
1013700	●	No. 6 - 32 UNC	H2	Plug (4P)	2.000	0.465	0.799	0.141	0.110	0.188	3	Bright
1013708	●	No. 6 - 32 UNC	H2	Plug (4P)	2.000	0.465	0.799	0.141	0.110	0.188	3	TiCN
1013705	●	No. 6 - 32 UNC	H2	Plug (4P)	2.000	0.465	0.799	0.141	0.110	0.188	3	TiN
1013600	●	No. 6 - 32 UNC	H2	Taper (9P)	2.000	0.465	0.799	0.141	0.110	0.188	3	Bright
1013608	●	No. 6 - 32 UNC	H2	Taper (9P)	2.000	0.465	0.799	0.141	0.110	0.188	3	TiCN
1023800	●	No. 6 - 32 UNC	H3	Bottom (1.5P)	2.000	0.465	0.799	0.141	0.110	0.188	3	Bright
1023801	●	No. 6 - 32 UNC	H3	Bottom (1.5P)	2.000	0.465	0.799	0.141	0.110	0.188	3	Steam Oxide
1023808	●	No. 6 - 32 UNC	H3	Bottom (1.5P)	2.000	0.465	0.799	0.141	0.110	0.188	3	TiCN
1023805	●	No. 6 - 32 UNC	H3	Bottom (1.5P)	2.000	0.465	0.799	0.141	0.110	0.188	3	TiN
1023700	●	No. 6 - 32 UNC	H3	Plug (4P)	2.000	0.465	0.799	0.141	0.110	0.188	3	Bright
1023701	●	No. 6 - 32 UNC	H3	Plug (4P)	2.000	0.465	0.799	0.141	0.110	0.188	3	Steam Oxide
1023708	●	No. 6 - 32 UNC	H3	Plug (4P)	2.000	0.465	0.799	0.141	0.110	0.188	3	TiCN
1023705	●	No. 6 - 32 UNC	H3	Plug (4P)	2.000	0.465	0.799	0.141	0.110	0.188	3	TiN
1023600	●	No. 6 - 32 UNC	H3	Taper (9P)	2.000	0.465	0.799	0.141	0.110	0.188	3	Bright

● Stocked ○ Available Upon Request; MOQ May Apply ▲ Globally Stocked
Note: Other coatings are available upon request.





List 102 (Continued)

OSG GENERAL PURPOSE-HT



EDP	Thread Size	Thread Limit	Chamfer Type	Overall Length	Thread Length	Neck Length	Shank Diameter	Square Width	Square Length	Number of Flutes	Surface Treatment	
				L (Inch)	Lc (Inch)	L1 (Inch)	d (Inch)	k (Inch)	lk (Inch)			
1023601	●	No. 6 - 32 UNC	H3	Taper (9P)	2.000	0.465	0.799	0.141	0.110	0.188	3	Steam Oxide
1023608	●	No. 6 - 32 UNC	H3	Taper (9P)	2.000	0.465	0.799	0.141	0.110	0.188	3	TiCN
1014100	●	No. 6 - 40 UNF	H2	Bottom (1.5P)	2.000	0.465	0.799	0.141	0.110	0.188	3	Bright
1014101	●	No. 6 - 40 UNF	H2	Bottom (1.5P)	2.000	0.465	0.799	0.141	0.110	0.188	3	Steam Oxide
1014105	●	No. 6 - 40 UNF	H2	Bottom (1.5P)	2.000	0.465	0.799	0.141	0.110	0.188	3	TiN
1068105	●	No. 6 - 40 UNF	H2	Plug (4P)	2.000	0.465	0.799	0.141	0.110	0.188	2	TiN
1014000	●	No. 6 - 40 UNF	H2	Plug (4P)	2.000	0.465	0.799	0.141	0.110	0.188	3	Bright
1014001	●	No. 6 - 40 UNF	H2	Plug (4P)	2.000	0.465	0.799	0.141	0.110	0.188	3	Steam Oxide
1014005	●	No. 6 - 40 UNF	H2	Plug (4P)	2.000	0.465	0.799	0.141	0.110	0.188	3	TiN
1013900	●	No. 6 - 40 UNF	H2	Taper (9P)	2.000	0.465	0.799	0.141	0.110	0.188	3	Bright
1013908	●	No. 6 - 40 UNF	H2	Taper (9P)	2.000	0.465	0.799	0.141	0.110	0.188	3	TiCN
1004400	●	No. 8 - 32 UNC	H1	Bottom (1.5P)	2.126	0.469	0.933	0.168	0.131	0.250	4	Bright
1004300	●	No. 8 - 32 UNC	H1	Plug (4P)	2.126	0.469	0.933	0.168	0.131	0.250	4	Bright
1004308	●	No. 8 - 32 UNC	H1	Plug (4P)	2.126	0.469	0.933	0.168	0.131	0.250	4	TiCN
1004200	●	No. 8 - 32 UNC	H1	Taper (9P)	2.126	0.469	0.933	0.168	0.131	0.250	4	Bright
1004208	●	No. 8 - 32 UNC	H1	Taper (9P)	2.126	0.469	0.933	0.168	0.131	0.250	4	TiCN
1014400	●	No. 8 - 32 UNC	H2	Bottom (1.5P)	2.126	0.469	0.933	0.168	0.131	0.250	4	Bright
1014405	●	No. 8 - 32 UNC	H2	Bottom (1.5P)	2.126	0.469	0.933	0.168	0.131	0.250	4	TiN
1014300	●	No. 8 - 32 UNC	H2	Plug (4P)	2.126	0.469	0.933	0.168	0.131	0.250	4	Bright
1014308	●	No. 8 - 32 UNC	H2	Plug (4P)	2.126	0.469	0.933	0.168	0.131	0.250	4	TiCN
1014305	●	No. 8 - 32 UNC	H2	Plug (4P)	2.126	0.469	0.933	0.168	0.131	0.250	4	TiN
1014200	●	No. 8 - 32 UNC	H2	Taper (9P)	2.126	0.469	0.933	0.168	0.131	0.250	4	Bright
1024400	●	No. 8 - 32 UNC	H3	Bottom (1.5P)	2.126	0.469	0.933	0.168	0.131	0.250	4	Bright
1024401	●	No. 8 - 32 UNC	H3	Bottom (1.5P)	2.126	0.469	0.933	0.168	0.131	0.250	4	Steam Oxide
1024408	●	No. 8 - 32 UNC	H3	Bottom (1.5P)	2.126	0.469	0.933	0.168	0.131	0.250	4	TiCN
1024405	●	No. 8 - 32 UNC	H3	Bottom (1.5P)	2.126	0.469	0.933	0.168	0.131	0.250	4	TiN
1024300	●	No. 8 - 32 UNC	H3	Plug (4P)	2.126	0.469	0.933	0.168	0.131	0.250	4	Bright
1024301	●	No. 8 - 32 UNC	H3	Plug (4P)	2.126	0.469	0.933	0.168	0.131	0.250	4	Steam Oxide
1024308	●	No. 8 - 32 UNC	H3	Plug (4P)	2.126	0.469	0.933	0.168	0.131	0.250	4	TiCN
1024305	●	No. 8 - 32 UNC	H3	Plug (4P)	2.126	0.469	0.933	0.168	0.131	0.250	4	TiN
1024200	●	No. 8 - 32 UNC	H3	Taper (9P)	2.126	0.469	0.933	0.168	0.131	0.250	4	Bright
1024201	●	No. 8 - 32 UNC	H3	Taper (9P)	2.126	0.469	0.933	0.168	0.131	0.250	4	Steam Oxide
1024208	●	No. 8 - 32 UNC	H3	Taper (9P)	2.126	0.469	0.933	0.168	0.131	0.250	4	TiCN
1004600	●	No. 8 - 36 UNF	H1	Plug (4P)	2.126	0.469	0.933	0.168	0.131	0.250	4	Bright
1014700	●	No. 8 - 36 UNF	H2	Bottom (1.5P)	2.126	0.469	0.933	0.168	0.131	0.250	4	Bright
1014701	●	No. 8 - 36 UNF	H2	Bottom (1.5P)	2.126	0.469	0.933	0.168	0.131	0.250	4	Steam Oxide
1014705	●	No. 8 - 36 UNF	H2	Bottom (1.5P)	2.126	0.469	0.933	0.168	0.131	0.250	4	TiN
1014600	●	No. 8 - 36 UNF	H2	Plug (4P)	2.126	0.469	0.933	0.168	0.131	0.250	4	Bright
1014601	●	No. 8 - 36 UNF	H2	Plug (4P)	2.126	0.469	0.933	0.168	0.131	0.250	4	Steam Oxide
1014605	●	No. 8 - 36 UNF	H2	Plug (4P)	2.126	0.469	0.933	0.168	0.131	0.250	4	TiN
1014500	●	No. 8 - 36 UNF	H2	Taper (9P)	2.126	0.469	0.933	0.168	0.131	0.250	4	Bright
1014501	●	No. 8 - 36 UNF	H2	Taper (9P)	2.126	0.469	0.933	0.168	0.131	0.250	4	Steam Oxide
1005000	●	No. 10 - 24 UNC	H1	Bottom (1.5P)	2.374	0.618	1.047	0.194	0.152	0.250	4	Bright
1005001	●	No. 10 - 24 UNC	H1	Bottom (1.5P)	2.374	0.618	1.047	0.194	0.152	0.250	4	Steam Oxide
1004900	●	No. 10 - 24 UNC	H1	Plug (4P)	2.374	0.618	1.047	0.194	0.152	0.250	4	Bright
1004800	●	No. 10 - 24 UNC	H1	Taper (9P)	2.374	0.618	1.047	0.194	0.152	0.250	4	Bright

● Stocked ○ Available Upon Request; MOQ May Apply ▲ Globally Stocked
 Note: Other coatings are available upon request.



CONTINUED

P					M			K	N		S		H			
Steel					Stainless Steel			Cast Iron	Non-Ferrous		HRSA		Hardened Steel			
Carbon Steel			Alloy Steel	Die Steel	300	400	17-4 PH		Aluminum		Nickel Alloy	Titanium	~35 HRC	35-45 HRC	45-50 HRC	50-70 HRC
Low	Medium	High							6061	7075						
1010	1035	1065	4140	4340				6061	7075	Casting	Inconel	6Al4V (30 HRC)				
○	○	○						○	○	○						
25-80 SFM	20-50 SFM	20-45 SFM						25-75 SFM	40-80 SFM	40-65 SFM						

○ Good ⊗ Best





GENERAL PURPOSE

ABOUT OSG

DRILLING

THREADING

MILLING

HOLDERS

INDEX

List 102 (Continued)

OSG GENERAL PURPOSE-HT



EDP		Thread Size	Thread Limit	Chamfer Type	Overall Length	Thread Length	Neck Length	Shank Diameter	Square Width	Square Length	Number of Flutes	Surface Treatment
					L (Inch)	Lc (Inch)	L1 (Inch)	d (Inch)	k (Inch)	lk (Inch)		
1015000	●	No. 10 - 24 UNC	H2	Bottom (1.5P)	2.374	0.618	1.047	0.194	0.152	0.250	4	Bright
1015008	●	No. 10 - 24 UNC	H2	Bottom (1.5P)	2.374	0.618	1.047	0.194	0.152	0.250	4	TiCN
1014900	●	No. 10 - 24 UNC	H2	Plug (4P)	2.374	0.618	1.047	0.194	0.152	0.250	4	Bright
1014800	●	No. 10 - 24 UNC	H2	Taper (9P)	2.374	0.618	1.047	0.194	0.152	0.250	4	Bright
1014808	●	No. 10 - 24 UNC	H2	Taper (9P)	2.374	0.618	1.047	0.194	0.152	0.250	4	TiCN
1014805	●	No. 10 - 24 UNC	H2	Taper (9P)	2.374	0.618	1.047	0.194	0.152	0.250	4	TiN
1025000	●	No. 10 - 24 UNC	H3	Bottom (1.5P)	2.374	0.618	1.047	0.194	0.152	0.250	4	Bright
1025001	●	No. 10 - 24 UNC	H3	Bottom (1.5P)	2.374	0.618	1.047	0.194	0.152	0.250	4	Steam Oxide
1025008	●	No. 10 - 24 UNC	H3	Bottom (1.5P)	2.374	0.618	1.047	0.194	0.152	0.250	4	TiCN
1025005	●	No. 10 - 24 UNC	H3	Bottom (1.5P)	2.374	0.618	1.047	0.194	0.152	0.250	4	TiN
1024900	●	No. 10 - 24 UNC	H3	Plug (4P)	2.374	0.618	1.047	0.194	0.152	0.250	4	Bright
1024901	●	No. 10 - 24 UNC	H3	Plug (4P)	2.374	0.618	1.047	0.194	0.152	0.250	4	Steam Oxide
1024908	●	No. 10 - 24 UNC	H3	Plug (4P)	2.374	0.618	1.047	0.194	0.152	0.250	4	TiCN
1024905	●	No. 10 - 24 UNC	H3	Plug (4P)	2.374	0.618	1.047	0.194	0.152	0.250	4	TiN
1024800	●	No. 10 - 24 UNC	H3	Taper (9P)	2.374	0.618	1.047	0.194	0.152	0.250	4	Bright
1024801	●	No. 10 - 24 UNC	H3	Taper (9P)	2.374	0.618	1.047	0.194	0.152	0.250	4	Steam Oxide
1005300	●	No. 10 - 32 UNF	H1	Bottom (1.5P)	2.374	0.618	1.047	0.194	0.152	0.250	4	Bright
1005200	●	No. 10 - 32 UNF	H1	Plug (4P)	2.374	0.618	1.047	0.194	0.152	0.250	4	Bright
1005100	●	No. 10 - 32 UNF	H1	Taper (9P)	2.374	0.618	1.047	0.194	0.152	0.250	4	Bright
1015300	●	No. 10 - 32 UNF	H2	Bottom (1.5P)	2.374	0.618	1.047	0.194	0.152	0.250	4	Bright
1015308	●	No. 10 - 32 UNF	H2	Bottom (1.5P)	2.374	0.618	1.047	0.194	0.152	0.250	4	TiCN
1015305	●	No. 10 - 32 UNF	H2	Bottom (1.5P)	2.374	0.618	1.047	0.194	0.152	0.250	4	TiN
1015200	●	No. 10 - 32 UNF	H2	Plug (4P)	2.374	0.618	1.047	0.194	0.152	0.250	4	Bright
1015208	●	No. 10 - 32 UNF	H2	Plug (4P)	2.374	0.618	1.047	0.194	0.152	0.250	4	TiCN
1015100	●	No. 10 - 32 UNF	H2	Taper (9P)	2.374	0.618	1.047	0.194	0.152	0.250	4	Bright
1015105	●	No. 10 - 32 UNF	H2	Taper (9P)	2.374	0.618	1.047	0.194	0.152	0.250	4	TiN
1025300	●	No. 10 - 32 UNF	H3	Bottom (1.5P)	2.374	0.618	1.047	0.194	0.152	0.250	4	Bright
1025301	●	No. 10 - 32 UNF	H3	Bottom (1.5P)	2.374	0.618	1.047	0.194	0.152	0.250	4	Steam Oxide
1025308	●	No. 10 - 32 UNF	H3	Bottom (1.5P)	2.374	0.618	1.047	0.194	0.152	0.250	4	TiCN
1025305	●	No. 10 - 32 UNF	H3	Bottom (1.5P)	2.374	0.618	1.047	0.194	0.152	0.250	4	TiN
1025200	●	No. 10 - 32 UNF	H3	Plug (4P)	2.374	0.618	1.047	0.194	0.152	0.250	4	Bright
1025201	●	No. 10 - 32 UNF	H3	Plug (4P)	2.374	0.618	1.047	0.194	0.152	0.250	4	Steam Oxide
1025208	●	No. 10 - 32 UNF	H3	Plug (4P)	2.374	0.618	1.047	0.194	0.152	0.250	4	TiCN
1025205	●	No. 10 - 32 UNF	H3	Plug (4P)	2.374	0.618	1.047	0.194	0.152	0.250	4	TiN
1025100	●	No. 10 - 32 UNF	H3	Taper (9P)	2.374	0.618	1.047	0.194	0.152	0.250	4	Bright
1025101	●	No. 10 - 32 UNF	H3	Taper (9P)	2.374	0.618	1.047	0.194	0.152	0.250	4	Steam Oxide
1025108	●	No. 10 - 32 UNF	H3	Taper (9P)	2.374	0.618	1.047	0.194	0.152	0.250	4	TiCN
1025105	●	No. 10 - 32 UNF	H3	Taper (9P)	2.374	0.618	1.047	0.194	0.152	0.250	4	TiN
1005500	●	No. 12 - 24 UNC	H1	Plug (4P)	2.374	0.622	1.110	0.220	0.165	0.281	4	Bright
1025600	●	No. 12 - 24 UNC	H3	Bottom (1.5P)	2.374	0.622	1.110	0.220	0.165	0.281	4	Bright
1025601	●	No. 12 - 24 UNC	H3	Bottom (1.5P)	2.374	0.622	1.110	0.220	0.165	0.281	4	Steam Oxide
1025608	●	No. 12 - 24 UNC	H3	Bottom (1.5P)	2.374	0.622	1.110	0.220	0.165	0.281	4	TiCN
1025500	●	No. 12 - 24 UNC	H3	Plug (4P)	2.374	0.622	1.110	0.220	0.165	0.281	4	Bright
1025501	●	No. 12 - 24 UNC	H3	Plug (4P)	2.374	0.622	1.110	0.220	0.165	0.281	4	Steam Oxide
1025508	●	No. 12 - 24 UNC	H3	Plug (4P)	2.374	0.622	1.110	0.220	0.165	0.281	4	TiCN
1025505	●	No. 12 - 24 UNC	H3	Plug (4P)	2.374	0.622	1.110	0.220	0.165	0.281	4	TiN
1025400	●	No. 12 - 24 UNC	H3	Taper (9P)	2.374	0.622	1.110	0.220	0.165	0.281	4	Bright
1025401	●	No. 12 - 24 UNC	H3	Taper (9P)	2.374	0.622	1.110	0.220	0.165	0.281	4	Steam Oxide
1025408	●	No. 12 - 24 UNC	H3	Taper (9P)	2.374	0.622	1.110	0.220	0.165	0.281	4	TiCN
1005800	●	No. 12 - 28 UNF	H1	Plug (4P)	2.374	0.622	1.110	0.220	0.165	0.281	4	Bright
1025900	●	No. 12 - 28 UNF	H3	Bottom (1.5P)	2.374	0.622	1.110	0.220	0.165	0.281	4	Bright

● Stocked ○ Available Upon Request; MOQ May Apply ▲ Globally Stocked
Note: Other coatings are available upon request.





List 102 (Continued)

OSG GENERAL PURPOSE-HT

STRAIGHT FLUTE	HSS	BR	S/O	TiCN	TiN	C/1.5P	C/4P	C/9P	0°	PACKED 1 PIECE
----------------	-----	----	-----	------	-----	--------	------	------	----	----------------

EDP		Thread Size	Thread Limit	Chamfer Type	Overall Length	Thread Length	Neck Length	Shank Diameter	Square Width	Square Length	Number of Flutes	Surface Treatment
					L (Inch)	Lc (Inch)	L1 (Inch)	d (Inch)	k (Inch)	lk (Inch)		
1025901	●	No. 12 - 28 UNF	H3	Bottom (1.5P)	2.374	0.622	1.110	0.220	0.165	0.281	4	Steam Oxide
1025908	●	No. 12 - 28 UNF	H3	Bottom (1.5P)	2.374	0.622	1.110	0.220	0.165	0.281	4	TiCN
1025905	●	No. 12 - 28 UNF	H3	Bottom (1.5P)	2.374	0.622	1.110	0.220	0.165	0.281	4	TiN
1025800	●	No. 12 - 28 UNF	H3	Plug (4P)	2.374	0.622	1.110	0.220	0.165	0.281	4	Bright
1025801	●	No. 12 - 28 UNF	H3	Plug (4P)	2.374	0.622	1.110	0.220	0.165	0.281	4	Steam Oxide
1025808	●	No. 12 - 28 UNF	H3	Plug (4P)	2.374	0.622	1.110	0.220	0.165	0.281	4	TiCN
1025700	●	No. 12 - 28 UNF	H3	Taper (9P)	2.374	0.622	1.110	0.220	0.165	0.281	4	Bright
1025701	●	No. 12 - 28 UNF	H3	Taper (9P)	2.374	0.622	1.110	0.220	0.165	0.281	4	Steam Oxide
1025708	●	No. 12 - 28 UNF	H3	Taper (9P)	2.374	0.622	1.110	0.220	0.165	0.281	4	TiCN

● Stocked ○ Available Upon Request; MOQ May Apply ▲ Globally Stocked
 Note: Other coatings are available upon request.



ABOUT OSG

DRILLING

THREADING

MILLING

HOLDERS

INDEX

P					M			K	N		S		H					
Steel					Stainless Steel			Cast Iron	Non-Ferrous		HRSA		Hardened Steel					
Carbon Steel			Alloy Steel	Die Steel					Aluminum		Nickel Alloy	Titanium						
Low	Medium	High			300	400	17-4 PH		6061 7075	Casting			Inconel	6Al4V (30 HRC)	~35 HRC	35-45 HRC	45-50 HRC	50-70 HRC
1010	1035	1045	1065	4140	4340													
○	○	○					○	○	○									
25-80 SFM	20-50 SFM	20-45 SFM					25-75 SFM	40-80 SFM	40-65 SFM									

○ Good ⊙ Best





GENERAL PURPOSE

ABOUT OSG

DRILLING

THREADING

MILLING

HOLDERS

INDEX

List 101H

OSG GENERAL PURPOSE-HT, +0.005 OVERSIZE

STRAIGHT FLUTE	HSS	BR	S/O	TiCN	4 FLUTE	C/1.5P	C/4P	0°	PACKED 1 PIECE
----------------	-----	----	-----	------	---------	--------	------	----	-------------------



EDP	Thread Size	Thread Limit	Chamfer Type	Overall Length	Thread Length	Neck Length	Shank Diameter	Square Width	Square Length	Number of Flutes	Surface Treatment
				L (Inch)	Lc (Inch)	L1 (Inch)	d (Inch)	k (Inch)	lk (Inch)		
1009100	1/4 - 20 UNC	2B +0.005"	Bottom (1.5P)	2.500	0.748	1.181	0.255	0.191	0.313	4	Bright
1009108	1/4 - 20 UNC	2B +0.005"	Bottom (1.5P)	2.500	0.748	1.181	0.255	0.191	0.313	4	TiCN
1590100	1/4 - 20 UNC	2B +0.005"	Plug (4P)	2.500	0.748	1.181	0.255	0.191	0.313	4	Bright
1590101	1/4 - 20 UNC	2B +0.005"	Plug (4P)	2.500	0.748	1.181	0.255	0.191	0.313	4	Steam Oxide
1590108	1/4 - 20 UNC	2B +0.005"	Plug (4P)	2.500	0.748	1.181	0.255	0.191	0.313	4	TiCN
1590300	1/4 - 28 UNF	2B +0.005"	Plug (4P)	2.500	0.748	1.181	0.255	0.191	0.313	4	Bright
1590301	1/4 - 28 UNF	2B +0.005"	Plug (4P)	2.500	0.748	1.181	0.255	0.191	0.313	4	Steam Oxide
1590308	1/4 - 28 UNF	2B +0.005"	Plug (4P)	2.500	0.748	1.181	0.255	0.191	0.313	4	TiCN
1009200	5/16 - 18 UNC	2B +0.005"	Bottom (1.5P)	2.720	0.835	1.323	0.318	0.238	0.375	4	Bright
1009208	5/16 - 18 UNC	2B +0.005"	Bottom (1.5P)	2.720	0.835	1.323	0.318	0.238	0.375	4	TiCN
1590700	5/16 - 18 UNC	2B +0.005"	Plug (4P)	2.720	0.835	1.323	0.318	0.238	0.375	4	Bright
1590701	5/16 - 18 UNC	2B +0.005"	Plug (4P)	2.720	0.835	1.323	0.318	0.238	0.375	4	Steam Oxide
1590708	5/16 - 18 UNC	2B +0.005"	Plug (4P)	2.720	0.835	1.323	0.318	0.238	0.375	4	TiCN
1591100	5/16 - 24 UNF	2B +0.005"	Plug (4P)	2.720	0.835	1.323	0.318	0.238	0.375	4	Bright
1591108	5/16 - 24 UNF	2B +0.005"	Plug (4P)	2.720	0.835	1.323	0.318	0.238	0.375	4	TiCN
1009300	3/8 - 16 UNC	2B +0.005"	Bottom (1.5P)	2.937	0.937	1.413	0.381	0.286	0.438	4	Bright
1009308	3/8 - 16 UNC	2B +0.005"	Bottom (1.5P)	2.937	0.937	1.413	0.381	0.286	0.438	4	TiCN
1591300	3/8 - 16 UNC	2B +0.005"	Plug (4P)	2.937	0.937	1.413	0.381	0.286	0.438	4	Bright
1591308	3/8 - 16 UNC	2B +0.005"	Plug (4P)	2.937	0.937	1.413	0.381	0.286	0.438	4	TiCN
1591500	3/8 - 24 UNF	2B +0.005"	Plug (4P)	2.937	0.937	1.413	0.381	0.286	0.438	4	Bright
1591508	3/8 - 24 UNF	2B +0.005"	Plug (4P)	2.937	0.937	1.413	0.381	0.286	0.438	4	TiCN
1591900	7/16 - 14 UNC	2B +0.005"	Plug (4P)	3.157	1.071	1.689	0.323	0.242	0.406	4	Bright
1592100	7/16 - 20 UNF	2B +0.005"	Plug (4P)	3.157	1.071	1.689	0.323	0.242	0.406	4	Bright
1009400	1/2 - 13 UNC	2B +0.005"	Bottom (1.5P)	3.374	1.154	1.811	0.367	0.275	0.438	4	Bright
1009408	1/2 - 13 UNC	2B +0.005"	Bottom (1.5P)	3.374	1.154	1.811	0.367	0.275	0.438	4	TiCN
1592500	1/2 - 13 UNC	2B +0.005"	Plug (4P)	3.374	1.154	1.811	0.367	0.275	0.438	4	Bright
1592508	1/2 - 13 UNC	2B +0.005"	Plug (4P)	3.374	1.154	1.811	0.367	0.275	0.438	4	TiCN
1592700	1/2 - 20 UNF	2B +0.005"	Plug (4P)	3.374	1.154	1.811	0.367	0.275	0.438	4	Bright
1592708	1/2 - 20 UNF	2B +0.005"	Plug (4P)	3.374	1.154	1.811	0.367	0.275	0.438	4	TiCN
1125700	5/8 - 11 UNC	2B +0.005"	Bottom (1.5P)	3.811	1.362	2.000	0.480	0.360	0.563	4	Bright
1125708	5/8 - 11 UNC	2B +0.005"	Bottom (1.5P)	3.811	1.362	2.000	0.480	0.360	0.563	4	TiCN
1593700	5/8 - 11 UNC	2B +0.005"	Plug (4P)	3.811	1.362	2.000	0.480	0.360	0.563	4	Bright
1593708	5/8 - 11 UNC	2B +0.005"	Plug (4P)	3.811	1.362	2.000	0.480	0.360	0.563	4	TiCN
1125900	5/8 - 18 UNF	2B +0.005"	Plug (4P)	3.811	1.362	2.000	0.480	0.360	0.563	4	Bright
1125901	5/8 - 18 UNF	2B +0.005"	Plug (4P)	3.811	1.362	2.000	0.480	0.360	0.563	4	Steam Oxide
1125908	5/8 - 18 UNF	2B +0.005"	Plug (4P)	3.811	1.362	2.000	0.480	0.360	0.563	4	TiCN
1594700	3/4 - 10 UNC	2B +0.005"	Plug (4P)	4.252	1.500	2.220	0.590	0.442	0.688	4	Bright
1594701	3/4 - 10 UNC	2B +0.005"	Plug (4P)	4.252	1.500	2.220	0.590	0.442	0.688	4	Steam Oxide

● Stocked ○ Available Upon Request; MOQ May Apply ▲ Globally Stocked

Note: Other coatings are available upon request.



P					M			K	N		S		H			
Steel					Stainless Steel			Cast Iron	Non-Ferrous		HRSA		Hardened Steel			
Carbon Steel			Alloy Steel	Die Steel	300	400	17-4 PH		Aluminum		Nickel Alloy	Titanium	~35 HRC	35-45 HRC	45-50 HRC	50-70 HRC
Low	Medium	High							6061	Casting						
1010	1035	1065	4140									6061				
1018	1045		4340					7075								
○	○	○						○	○	○						
25-80 SFM	20-50 SFM	20-45 SFM						25-75 SFM	40-80 SFM	40-65 SFM						

○ Good ⊗ Best





List 102H

OSG GENERAL PURPOSE-HT, +0.005 OVERSIZE

STRAIGHT FLUTE	HSS	BR	S/O	C/4P	0°	PACKED 1 PIECE
----------------	-----	----	-----	------	----	-------------------



EDP		Thread Size	Class of Fit	Overall Length	Thread Length	Neck Length	Shank Diameter	Square Width	Square Length	Number of Flutes	Surface Treatment
				L (Inch)	Lc (Inch)	L1 (Inch)	d (Inch)	k (Inch)	lk (Inch)		
1593500	●	No. 6 - 32 UNC	2B +0.005"	2.000	0.465	0.799	0.141	0.110	0.188	3	Bright
1594300	●	No. 8 - 32 UNC	2B +0.005"	2.126	0.469	0.933	0.168	0.131	0.250	4	Bright
1594900	●	No. 10 - 24 UNC	2B +0.005"	2.374	0.618	1.047	0.194	0.152	0.250	4	Bright
1595100	●	No. 10 - 32 UNF	2B +0.005"	2.374	0.618	1.047	0.194	0.152	0.250	4	Bright
1595101	●	No. 10 - 32 UNF	2B +0.005"	2.374	0.618	1.047	0.194	0.152	0.250	4	Steam Oxide

● Stocked ○ Available Upon Request; MOQ May Apply ▲ Globally Stocked
 Note: Other coatings are available upon request.



ABOUT OSG

DRILLING

THREADING

MILLING

HOLDERS

INDEX

P					M			K	N		S		H						
Steel					Stainless Steel			Cast Iron	Non-Ferrous		HRSA		Hardened Steel						
Carbon Steel			Alloy Steel	Die Steel					Aluminum		Nickel Alloy	Titanium							
Low	Medium	High			300	400	17-4 PH		6061 7075	Casting			Inconel	6Al4V (30 HRC)	~35 HRC	35-45 HRC	45-50 HRC	50-70 HRC	
1010	1035	1065	4140	4340															
○	○	○					○	○	○										
25-80 SFM	20-50 SFM	20-45 SFM					25-75 SFM	40-80 SFM	40-65 SFM										

○ Good ⊙ Best





GENERAL PURPOSE

ABOUT OSG

DRILLING

THREADING


MILLING

HOLDERS

INDEX

List 103

OSG GENERAL PURPOSE-HT



EDP		Thread Size	Thread Limit	Chamfer Type	Overall Length	Thread Length	Neck Length	Shank Diameter	Square Width	Square Length	Surface Treatment
					L (Inch)	Lc (Inch)	L1 (Inch)	d (Inch)	k (Inch)	lk (Inch)	
1040200	●	No. 8 - 32 UNC	H1	Bottom (1.5P)	2.126	0.469	0.933	0.168	0.131	0.250	Bright
1040100	●	No. 8 - 32 UNC	H1	Plug (4P)	2.126	0.469	0.933	0.168	0.131	0.250	Bright
1045200	●	No. 8 - 32 UNC	H2	Bottom (1.5P)	2.126	0.469	0.933	0.168	0.131	0.250	Bright
1045100	●	No. 8 - 32 UNC	H2	Plug (4P)	2.126	0.469	0.933	0.168	0.131	0.250	Bright
1050200	●	No. 8 - 32 UNC	H3	Bottom (1.5P)	2.126	0.469	0.933	0.168	0.131	0.250	Bright
1050100	●	No. 8 - 32 UNC	H3	Plug (4P)	2.126	0.469	0.933	0.168	0.131	0.250	Bright
1019900	●	No. 8 - 32 UNC	H7	Bottom (1.5P)	2.126	0.469	0.933	0.168	0.131	0.250	Bright
1019800	●	No. 8 - 32 UNC	H7	Plug (4P)	2.126	0.469	0.933	0.168	0.131	0.250	Bright
1040700	●	No. 10 - 24 UNC	H1	Plug (4P)	2.374	0.618	1.047	0.194	0.152	0.250	Bright
1045700	●	No. 10 - 24 UNC	H2	Plug (4P)	2.374	0.618	1.047	0.194	0.152	0.250	Bright
1050800	●	No. 10 - 24 UNC	H3	Bottom (1.5P)	2.374	0.618	1.047	0.194	0.152	0.250	Bright
1050700	●	No. 10 - 24 UNC	H3	Plug (4P)	2.374	0.618	1.047	0.194	0.152	0.250	Bright
1008700	●	No. 10 - 24 UNC	H7	Bottom (1.5P)	2.374	0.618	1.047	0.194	0.152	0.250	Bright
1008600	●	No. 10 - 24 UNC	H7	Plug (4P)	2.374	0.618	1.047	0.194	0.152	0.250	Bright
1046100	●	No. 10 - 32 UNF	H2	Bottom (1.5P)	2.374	0.618	1.047	0.194	0.152	0.250	Bright
1046000	●	No. 10 - 32 UNF	H2	Plug (4P)	2.374	0.618	1.047	0.194	0.152	0.250	Bright
1051100	●	No. 10 - 32 UNF	H3	Bottom (1.5P)	2.374	0.618	1.047	0.194	0.152	0.250	Bright
1051101	●	No. 10 - 32 UNF	H3	Bottom (1.5P)	2.374	0.618	1.047	0.194	0.152	0.250	Steam Oxide
1051105	●	No. 10 - 32 UNF	H3	Bottom (1.5P)	2.374	0.618	1.047	0.194	0.152	0.250	TiN
1051000	●	No. 10 - 32 UNF	H3	Plug (4P)	2.374	0.618	1.047	0.194	0.152	0.250	Bright
1051001	●	No. 10 - 32 UNF	H3	Plug (4P)	2.374	0.618	1.047	0.194	0.152	0.250	Steam Oxide
1051005	●	No. 10 - 32 UNF	H3	Plug (4P)	2.374	0.618	1.047	0.194	0.152	0.250	TiN
1028600	●	No. 10 - 32 UNF	H7	Bottom (1.5P)	2.374	0.618	1.047	0.194	0.152	0.250	Bright
1028500	●	No. 10 - 32 UNF	H7	Plug (4P)	2.374	0.618	1.047	0.194	0.152	0.250	Bright
1059300	●	1/4 - 20 UNC	H1	Bottom (1.5P)	2.500	0.748	1.181	0.255	0.191	0.313	Bright
1160100	●	1/4 - 20 UNC	H1	Plug (4P)	2.500	0.748	1.181	0.255	0.191	0.313	Bright
1035600	●	1/4 - 20 UNC	H2	Bottom (1.5P)	2.500	0.748	1.181	0.255	0.191	0.313	Bright
1165100	●	1/4 - 20 UNC	H2	Plug (4P)	2.500	0.748	1.181	0.255	0.191	0.313	Bright
1170200	●	1/4 - 20 UNC	H3	Bottom (1.5P)	2.500	0.748	1.181	0.255	0.191	0.313	Bright
1170201	●	1/4 - 20 UNC	H3	Bottom (1.5P)	2.500	0.748	1.181	0.255	0.191	0.313	Steam Oxide
1170205	●	1/4 - 20 UNC	H3	Bottom (1.5P)	2.500	0.748	1.181	0.255	0.191	0.313	TiN
1170100	●	1/4 - 20 UNC	H3	Plug (4P)	2.500	0.748	1.181	0.255	0.191	0.313	Bright
1170101	●	1/4 - 20 UNC	H3	Plug (4P)	2.500	0.748	1.181	0.255	0.191	0.313	Steam Oxide
1170105	●	1/4 - 20 UNC	H3	Plug (4P)	2.500	0.748	1.181	0.255	0.191	0.313	TiN
1180200	●	1/4 - 20 UNC	H5	Bottom (1.5P)	2.500	0.748	1.181	0.255	0.191	0.313	Bright
1180100	●	1/4 - 20 UNC	H5	Plug (4P)	2.500	0.748	1.181	0.255	0.191	0.313	Bright
1170500	●	1/4 - 28 UNF	H3	Bottom (1.5P)	2.500	0.748	1.181	0.255	0.191	0.313	Bright
1170501	●	1/4 - 28 UNF	H3	Bottom (1.5P)	2.500	0.748	1.181	0.255	0.191	0.313	Steam Oxide
1170505	●	1/4 - 28 UNF	H3	Bottom (1.5P)	2.500	0.748	1.181	0.255	0.191	0.313	TiN
1170400	●	1/4 - 28 UNF	H3	Plug (4P)	2.500	0.748	1.181	0.255	0.191	0.313	Bright
1170401	●	1/4 - 28 UNF	H3	Plug (4P)	2.500	0.748	1.181	0.255	0.191	0.313	Steam Oxide
1170405	●	1/4 - 28 UNF	H3	Plug (4P)	2.500	0.748	1.181	0.255	0.191	0.313	TiN
1160700	●	5/16 - 18 UNC	H1	Plug (4P)	2.720	0.835	1.323	0.318	0.238	0.375	Bright
1170800	●	5/16 - 18 UNC	H3	Bottom (1.5P)	2.720	0.835	1.323	0.318	0.238	0.375	Bright
1170700	●	5/16 - 18 UNC	H3	Plug (4P)	2.720	0.835	1.323	0.318	0.238	0.375	Bright
1170705	●	5/16 - 18 UNC	H3	Plug (4P)	2.720	0.835	1.323	0.318	0.238	0.375	TiN
1180800	●	5/16 - 18 UNC	H5	Bottom (1.5P)	2.720	0.835	1.323	0.318	0.238	0.375	Bright
1180700	●	5/16 - 18 UNC	H5	Plug (4P)	2.720	0.835	1.323	0.318	0.238	0.375	Bright
1171100	●	5/16 - 24 UNF	H3	Bottom (1.5P)	2.720	0.835	1.323	0.318	0.238	0.375	Bright
1171101	●	5/16 - 24 UNF	H3	Bottom (1.5P)	2.720	0.835	1.323	0.318	0.238	0.375	Steam Oxide
1171105	●	5/16 - 24 UNF	H3	Bottom (1.5P)	2.720	0.835	1.323	0.318	0.238	0.375	TiN

● Stocked ○ Available Upon Request; MOQ May Apply ▲ Globally Stocked
Note: Other coatings are available upon request.





List 103 (Continued)

OSG GENERAL PURPOSE-HT



EDP	Thread Size	Thread Limit	Chamfer Type	Overall Length	Thread Length	Neck Length	Shank Diameter	Square Width	Square Length	Surface Treatment	
				L (Inch)	Lc (Inch)	L1 (Inch)	d (Inch)	k (Inch)	lk (Inch)		
1171000	●	5/16 - 24 UNF	H3	Plug (4P)	2.720	0.835	1.323	0.318	0.238	0.375	Bright
1171001	●	5/16 - 24 UNF	H3	Plug (4P)	2.720	0.835	1.323	0.318	0.238	0.375	Steam Oxide
1171005	●	5/16 - 24 UNF	H3	Plug (4P)	2.720	0.835	1.323	0.318	0.238	0.375	TiN
1046200	●	3/8 - 16 UNC	H1	Bottom (1.5P)	2.937	0.937	1.413	0.381	0.286	0.438	Bright
1161300	●	3/8 - 16 UNC	H1	Plug (4P)	2.937	0.937	1.413	0.381	0.286	0.438	Bright
1171400	●	3/8 - 16 UNC	H3	Bottom (1.5P)	2.937	0.937	1.413	0.381	0.286	0.438	Bright
1171401	●	3/8 - 16 UNC	H3	Bottom (1.5P)	2.937	0.937	1.413	0.381	0.286	0.438	Steam Oxide
1171405	●	3/8 - 16 UNC	H3	Bottom (1.5P)	2.937	0.937	1.413	0.381	0.286	0.438	TiN
1171300	●	3/8 - 16 UNC	H3	Plug (4P)	2.937	0.937	1.413	0.381	0.286	0.438	Bright
1171301	●	3/8 - 16 UNC	H3	Plug (4P)	2.937	0.937	1.413	0.381	0.286	0.438	Steam Oxide
1171305	●	3/8 - 16 UNC	H3	Plug (4P)	2.937	0.937	1.413	0.381	0.286	0.438	TiN
1181400	●	3/8 - 16 UNC	H5	Bottom (1.5P)	2.937	0.937	1.413	0.381	0.286	0.438	Bright
1181300	●	3/8 - 16 UNC	H5	Plug (4P)	2.937	0.937	1.413	0.381	0.286	0.438	Bright
1171700	●	3/8 - 24 UNF	H3	Bottom (1.5P)	2.937	0.937	1.413	0.381	0.286	0.438	Bright
1171701	●	3/8 - 24 UNF	H3	Bottom (1.5P)	2.937	0.937	1.413	0.381	0.286	0.438	Steam Oxide
1171705	●	3/8 - 24 UNF	H3	Bottom (1.5P)	2.937	0.937	1.413	0.381	0.286	0.438	TiN
1171600	●	3/8 - 24 UNF	H3	Plug (4P)	2.937	0.937	1.413	0.381	0.286	0.438	Bright
1171601	●	3/8 - 24 UNF	H3	Plug (4P)	2.937	0.937	1.413	0.381	0.286	0.438	Steam Oxide
1171605	●	3/8 - 24 UNF	H3	Plug (4P)	2.937	0.937	1.413	0.381	0.286	0.438	TiN
1172000	●	7/16 - 14 UNC	H3	Bottom (1.5P)	3.157	1.071	1.689	0.323	0.242	0.406	Bright
1171900	●	7/16 - 14 UNC	H3	Plug (4P)	3.157	1.071	1.689	0.323	0.242	0.406	Bright
1054700	●	7/16 - 20 UNF	H3	Bottom (1.5P)	3.157	1.071	1.689	0.323	0.242	0.406	Bright
1172200	●	7/16 - 20 UNF	H3	Plug (4P)	3.157	1.071	1.689	0.323	0.242	0.406	Bright
1172600	●	1/2 - 13 UNC	H3	Bottom (1.5P)	3.374	1.154	1.811	0.367	0.275	0.438	Bright
1172601	●	1/2 - 13 UNC	H3	Bottom (1.5P)	3.374	1.154	1.811	0.367	0.275	0.438	Steam Oxide
1172605	●	1/2 - 13 UNC	H3	Bottom (1.5P)	3.374	1.154	1.811	0.367	0.275	0.438	TiN
1172500	●	1/2 - 13 UNC	H3	Plug (4P)	3.374	1.154	1.811	0.367	0.275	0.438	Bright
1172501	●	1/2 - 13 UNC	H3	Plug (4P)	3.374	1.154	1.811	0.367	0.275	0.438	Steam Oxide
1172505	●	1/2 - 13 UNC	H3	Plug (4P)	3.374	1.154	1.811	0.367	0.275	0.438	TiN
1172800	●	1/2 - 20 UNF	H3	Plug (4P)	3.374	1.154	1.811	0.367	0.275	0.438	Bright

● Stocked ○ Available Upon Request; MOQ May Apply ▲ Globally Stocked
 Note: Other coatings are available upon request.



P					M			K	N		S		H					
Steel					Stainless Steel			Cast Iron	Non-Ferrous		HRSA		Hardened Steel					
Carbon Steel			Alloy Steel	Die Steel					Aluminum		Nickel Alloy	Titanium						
Low	Medium	High			300	400	17-4 PH		6061 7075	Casting			Inconel	6Al4V (30 HRC)	~35 HRC	35-45 HRC	45-50 HRC	50-70 HRC
1010	1035	1065	4140	4340														
1018	1045																	
○	○	○						○	○	○								
25-80 SFM	20-50 SFM	20-45 SFM						25-75 SFM	40-80 SFM	40-65 SFM								

○ Good ⊙ Best



ABOUT OSG
DRILLING
THREADING
MILLING
HOLDERS
INDEX




GENERAL PURPOSE

List 104

OSG GENERAL PURPOSE-HT

STRAIGHT FLUTE	HSS	BR	S/O	2 FLUTE	C/1.5P	C/4P	0°	PACKED 1 PIECE
----------------	-----	----	-----	---------	--------	------	----	-------------------



ABOUT OSG

DRILLING

THREADING

MILLING

HOLDERS

INDEX

EDP		Thread Size	Thread Limit	Chamfer Type	Overall Length	Thread Length	Neck Length	Shank Diameter	Square Width	Square Length	Surface Treatment
					L (Inch)	Lc (Inch)	L1 (Inch)	d (Inch)	k (Inch)	lk (Inch)	
1060200	●	No. 2 - 56 UNC	H1	Bottom (1.5P)	1.752	0.472	0.512	0.141	0.110	0.188	Bright
1060100	●	No. 2 - 56 UNC	H1	Plug (4P)	1.752	0.472	0.512	0.141	0.110	0.188	Bright
1065200	●	No. 2 - 56 UNC	H2	Bottom (1.5P)	1.752	0.472	0.512	0.141	0.110	0.188	Bright
1065100	●	No. 2 - 56 UNC	H2	Plug (4P)	1.752	0.472	0.512	0.141	0.110	0.188	Bright
1065800	●	No. 3 - 48 UNC	H2	Bottom (1.5P)	1.811	0.539	0.579	0.141	0.110	0.188	Bright
1065700	●	No. 3 - 48 UNC	H2	Plug (4P)	1.811	0.539	0.579	0.141	0.110	0.188	Bright
1007900	●	No. 4 - 40 UNC	H1	Bottom (1.5P)	1.874	0.370	0.681	0.141	0.110	0.188	Bright
1061300	●	No. 4 - 40 UNC	H1	Plug (4P)	1.874	0.370	0.681	0.141	0.110	0.188	Bright
1066400	●	No. 4 - 40 UNC	H2	Bottom (1.5P)	1.874	0.370	0.681	0.141	0.110	0.188	Bright
1066300	●	No. 4 - 40 UNC	H2	Plug (4P)	1.874	0.370	0.681	0.141	0.110	0.188	Bright
1067300	●	No. 5 - 40 UNC	H2	Bottom (1.5P)	1.937	0.425	0.795	0.141	0.110	0.188	Bright
1067200	●	No. 5 - 40 UNC	H2	Plug (4P)	1.937	0.425	0.795	0.141	0.110	0.188	Bright
1067500	●	No. 5 - 44 UNF	H2	Plug (4P)	1.937	0.425	0.795	0.141	0.110	0.188	Bright
1008100	●	No. 6 - 32 UNC	H1	Bottom (1.5P)	2.000	0.524	0.858	0.141	0.110	0.188	Bright
1062800	●	No. 6 - 32 UNC	H1	Plug (4P)	2.000	0.524	0.858	0.141	0.110	0.188	Bright
1067900	●	No. 6 - 32 UNC	H2	Bottom (1.5P)	2.000	0.524	0.858	0.141	0.110	0.188	Bright
1067800	●	No. 6 - 32 UNC	H2	Plug (4P)	2.000	0.524	0.858	0.141	0.110	0.188	Bright
1072900	●	No. 6 - 32 UNC	H3	Bottom (1.5P)	2.000	0.524	0.858	0.141	0.110	0.188	Bright
1072901	●	No. 6 - 32 UNC	H3	Bottom (1.5P)	2.000	0.524	0.858	0.141	0.110	0.188	Steam Oxide
1072800	●	No. 6 - 32 UNC	H3	Plug (4P)	2.000	0.524	0.858	0.141	0.110	0.188	Bright
1072801	●	No. 6 - 32 UNC	H3	Plug (4P)	2.000	0.524	0.858	0.141	0.110	0.188	Steam Oxide
1016400	●	No. 6 - 40 UNF	H2	Bottom (1.5P)	2.000	0.524	0.858	0.141	0.110	0.188	Bright
1068100	●	No. 6 - 40 UNF	H2	Plug (4P)	2.000	0.524	0.858	0.141	0.110	0.188	Bright
1068500	●	No. 8 - 32 UNC	H2	Bottom (1.5P)	2.126	0.539	1.004	0.168	0.131	0.250	Bright
1068400	●	No. 8 - 32 UNC	H2	Plug (4P)	2.126	0.539	1.004	0.168	0.131	0.250	Bright
1073500	●	No. 8 - 32 UNC	H3	Bottom (1.5P)	2.126	0.539	1.004	0.168	0.131	0.250	Bright
1073501	●	No. 8 - 32 UNC	H3	Bottom (1.5P)	2.126	0.539	1.004	0.168	0.131	0.250	Steam Oxide
1073400	●	No. 8 - 32 UNC	H3	Plug (4P)	2.126	0.539	1.004	0.168	0.131	0.250	Bright
1073401	●	No. 8 - 32 UNC	H3	Plug (4P)	2.126	0.539	1.004	0.168	0.131	0.250	Steam Oxide
1069100	●	No. 10 - 24 UNC	H2	Bottom (1.5P)	2.374	0.701	1.130	0.194	0.152	0.250	Bright
1069000	●	No. 10 - 24 UNC	H2	Plug (4P)	2.374	0.701	1.130	0.194	0.152	0.250	Bright
1074100	●	No. 10 - 24 UNC	H3	Bottom (1.5P)	2.374	0.701	1.130	0.194	0.152	0.250	Bright
1074101	●	No. 10 - 24 UNC	H3	Bottom (1.5P)	2.374	0.701	1.130	0.194	0.152	0.250	Steam Oxide
1074000	●	No. 10 - 24 UNC	H3	Plug (4P)	2.374	0.701	1.130	0.194	0.152	0.250	Bright
1074001	●	No. 10 - 24 UNC	H3	Plug (4P)	2.374	0.701	1.130	0.194	0.152	0.250	Steam Oxide
1026200	●	No. 10 - 32 UNF	H1	Bottom (1.5P)	2.374	0.701	1.130	0.194	0.152	0.250	Bright
1026100	●	No. 10 - 32 UNF	H1	Plug (4P)	2.374	0.701	1.130	0.194	0.152	0.250	Bright
1069400	●	No. 10 - 32 UNF	H2	Bottom (1.5P)	2.374	0.701	1.130	0.194	0.152	0.250	Bright
1069300	●	No. 10 - 32 UNF	H2	Plug (4P)	2.374	0.701	1.130	0.194	0.152	0.250	Bright
1074400	●	No. 10 - 32 UNF	H3	Bottom (1.5P)	2.374	0.701	1.130	0.194	0.152	0.250	Bright
1074401	●	No. 10 - 32 UNF	H3	Bottom (1.5P)	2.374	0.701	1.130	0.194	0.152	0.250	Steam Oxide
1074300	●	No. 10 - 32 UNF	H3	Plug (4P)	2.374	0.701	1.130	0.194	0.152	0.250	Bright
1074301	●	No. 10 - 32 UNF	H3	Plug (4P)	2.374	0.701	1.130	0.194	0.152	0.250	Steam Oxide
1195200	●	1/4 - 20 UNC	H3	Bottom (1.5P)	2.500	0.854	1.287	0.255	0.191	0.313	Bright
1195201	●	1/4 - 20 UNC	H3	Bottom (1.5P)	2.500	0.854	1.287	0.255	0.191	0.313	Steam Oxide
1195100	●	1/4 - 20 UNC	H3	Plug (4P)	2.500	0.854	1.287	0.255	0.191	0.313	Bright
1195101	●	1/4 - 20 UNC	H3	Plug (4P)	2.500	0.854	1.287	0.255	0.191	0.313	Steam Oxide
1195500	●	1/4 - 28 UNF	H3	Bottom (1.5P)	2.500	0.854	1.287	0.255	0.191	0.313	Bright
1195501	●	1/4 - 28 UNF	H3	Bottom (1.5P)	2.500	0.854	1.287	0.255	0.191	0.313	Steam Oxide
1195400	●	1/4 - 28 UNF	H3	Plug (4P)	2.500	0.854	1.287	0.255	0.191	0.313	Bright
1195401	●	1/4 - 28 UNF	H3	Plug (4P)	2.500	0.854	1.287	0.255	0.191	0.313	Steam Oxide

● Stocked ○ Available Upon Request; MOQ May Apply ▲ Globally Stocked
 Note: Other coatings are available upon request.





List 104 (Continued)

OSG GENERAL PURPOSE-HT

STRAIGHT FLUTE	HSS	BR	S/O	2 FLUTE	C/1.5P	C/4P	0°	PACKED 1 PIECE
----------------	-----	----	-----	---------	--------	------	----	-------------------

EDP	Thread Size	Thread Limit	Chamfer Type	Overall Length	Thread Length	Neck Length	Shank Diameter	Square Width	Square Length	Surface Treatment
				L (Inch)	Lc (Inch)	L1 (Inch)	d (Inch)	k (Inch)	lk (Inch)	
1195800	<input checked="" type="radio"/> 5/16 - 18 UNC	H3	Bottom (1.5P)	2.720	0.854	1.323	0.318	0.238	0.375	Bright
1195700	<input checked="" type="radio"/> 5/16 - 18 UNC	H3	Plug (4P)	2.720	0.854	1.323	0.318	0.238	0.375	Bright

Stocked Available Upon Request; MOQ May Apply Globally Stocked
 Note: Other coatings are available upon request.



ABOUT OSG

DRILLING

THREADING

MILLING

HOLDERS

INDEX

P					M			K	N		S		H				
Steel					Stainless Steel			Cast Iron	Non-Ferrous		HRSA		Hardened Steel				
Carbon Steel			Alloy Steel	Die Steel					Aluminum		Nickel Alloy	Titanium					
Low	Medium	High			300	400	17-4 PH		6061 7075	Casting			Inconel	6Al4V (30 HRC)	~35 HRC	35-45 HRC	45-50 HRC
<input type="radio"/>	<input type="radio"/>	<input type="radio"/>					<input type="radio"/>	<input type="radio"/>	<input type="radio"/>								
25-80 SFM	20-50 SFM	20-45 SFM					25-75 SFM	40-80 SFM	40-65 SFM								

Good Best



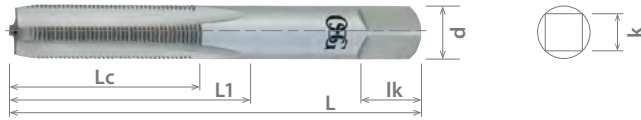


GENERAL PURPOSE

List 101N

OSG GENERAL PURPOSE-HT, UNEF

STRAIGHT FLUTE	HSS	BR	C/1.5P	C/4P	0°	PACKED 1 PIECE
----------------	-----	----	--------	------	----	-------------------



EDP	Thread Size	Thread Limit	Chamfer Type	Overall Length	Thread Length	Neck Length	Shank Diameter	Square Width	Square Length	Number of Flutes	
				L (Inch)	Lc (Inch)	L1 (Inch)	d (Inch)	k (Inch)	lk (Inch)		
1670200	●	No. 12 - 32 UNEF	H3	Bottom (1.5P)	2.374	0.622	1.110	0.220	0.165	0.281	4
1670100	●	No. 12 - 32 UNEF	H3	Plug (4P)	2.374	0.622	1.110	0.220	0.165	0.281	4
1680200	●	1/4 - 32 UNEF	H3	Bottom (1.5P)	2.500	0.748	1.181	0.255	0.191	0.313	4
1680100	●	1/4 - 32 UNEF	H3	Plug (4P)	2.500	0.748	1.181	0.255	0.191	0.313	4
1680400	●	5/16 - 32 UNEF	H3	Bottom (1.5P)	2.720	0.835	1.323	0.318	0.238	0.375	4
1680300	●	5/16 - 32 UNEF	H3	Plug (4P)	2.720	0.835	1.323	0.318	0.238	0.375	4
1680600	●	3/8 - 32 UNEF	H3	Bottom (1.5P)	2.937	0.937	1.413	0.381	0.286	0.438	4
1680500	●	3/8 - 32 UNEF	H3	Plug (4P)	2.937	0.937	1.413	0.381	0.286	0.438	4
1680800	●	7/16 - 28 UNEF	H3	Bottom (1.5P)	3.157	0.992	1.689	0.323	0.242	0.406	4
1680700	●	7/16 - 28 UNEF	H3	Plug (4P)	3.157	0.992	1.689	0.323	0.242	0.406	4
1681000	●	1/2 - 28 UNEF	H3	Bottom (1.5P)	3.374	1.154	1.811	0.367	0.275	0.438	4
1680900	●	1/2 - 28 UNEF	H3	Plug (4P)	3.374	1.154	1.811	0.367	0.275	0.438	4
1681200	●	9/16 - 24 UNEF	H3	Bottom (1.5P)	3.594	1.252	1.941	0.429	0.322	0.500	4
1681100	●	9/16 - 24 UNEF	H3	Plug (4P)	3.594	1.252	1.941	0.429	0.322	0.500	4
1681400	●	5/8 - 24 UNEF	H3	Bottom (1.5P)	3.811	1.362	2.000	0.480	0.360	0.563	6
1681300	●	5/8 - 24 UNEF	H3	Plug (4P)	3.811	1.362	2.000	0.480	0.360	0.563	6
1681600	●	11/16 - 24 UNEF	H3	Bottom (1.5P)	4.031	1.362	2.130	0.542	0.406	0.625	6
1681500	●	11/16 - 24 UNEF	H3	Plug (4P)	4.031	1.362	2.130	0.542	0.406	0.625	6
1681800	●	3/4 - 20 UNEF	H3	Bottom (1.5P)	4.252	1.500	2.220	0.590	0.442	0.688	6
1681700	●	3/4 - 20 UNEF	H3	Plug (4P)	4.252	1.500	2.220	0.590	0.442	0.688	6
1682000	●	13/16 - 20 UNEF	H3	Bottom (1.5P)	4.469	1.500	2.382	0.652	0.489	0.688	6
1681900	●	13/16 - 20 UNEF	H3	Plug (4P)	4.469	1.500	2.382	0.652	0.489	0.688	6
1682200	●	7/8 - 20 UNEF	H3	Bottom (1.5P)	4.689	1.665	2.500	0.697	0.523	0.750	6
1682100	●	7/8 - 20 UNEF	H3	Plug (4P)	4.689	1.665	2.500	0.697	0.523	0.750	6
1682400	●	15/16 - 20 UNEF	H3	Bottom (1.5P)	4.906	1.500	2.500	0.760	0.570	0.750	6
1682300	●	15/16 - 20 UNEF	H3	Plug (4P)	4.906	1.500	2.500	0.760	0.570	0.750	6
1682600	●	1 - 20 UNEF	H3	Bottom (1.5P)	5.126	1.874	2.720	0.800	0.600	0.813	6
1682500	●	1 - 20 UNEF	H3	Plug (4P)	5.126	1.874	2.720	0.800	0.600	0.813	6

● Stocked ○ Available Upon Request; MOQ May Apply ▲ Globally Stocked
 Note: Other coatings are available upon request.



P					M			K	N		S		H						
Steel					Stainless Steel			Cast Iron	Non-Ferrous		HRSA		Hardened Steel						
Carbon Steel			Alloy Steel	Die Steel					Aluminum		Nickel Alloy	Titanium							
Low	Medium	High			300	400	17-4 PH	6061 7075	Casting	Inconel			6Al4V (30 HRC)	~35 HRC	35-45 HRC	45-50 HRC	50-70 HRC		
1010	1035	1045	1065	4140	4340														
○	○	○					○	○	○										
25-80 SFM	20-50 SFM	20-45 SFM					25-75 SFM	40-80 SFM	40-65 SFM										

○ Good ⊗ Best

ABOUT OSG

DRILLING

THREADING

MILLING

HOLDERS

INDEX





List 141

OSG GENERAL PURPOSE-HT



EDP	Thread Size	Thread Limit	Chamfer Type	Overall Length	Thread Length	Neck Length	Shank Diameter	Square Width	Square Length	Number of Flutes	Surface Treatment
				L (mm)	Lc (mm)	L1 (mm)	d (mm)	k (mm)	lk (mm)		
1978800	M1.6 x 0.35	D3	Plug (4P)	41.30	7.90	8.90	3.58	2.79	4.76	3	Bright
1977400	M2 x 0.4	D3	Bottom (1.5P)	44.50	11.10	12.10	3.58	2.79	4.76	3	Bright
1977300	M2 x 0.4	D3	Plug (4P)	44.50	11.10	12.10	3.58	2.79	4.76	3	Bright
1972300	M2.5 x 0.45	D3	Bottom (1.5P)	46.00	12.80	13.80	3.58	2.79	4.76	3	Bright
1972301	M2.5 x 0.45	D3	Bottom (1.5P)	46.00	12.80	13.80	3.58	2.79	4.76	3	Steam Oxide
1972200	M2.5 x 0.45	D3	Plug (4P)	46.00	12.80	13.80	3.58	2.79	4.76	3	Bright
1972201	M2.5 x 0.45	D3	Plug (4P)	46.00	12.80	13.80	3.58	2.79	4.76	3	Steam Oxide
1970200	M3 x 0.5	D3	Bottom (1.5P)	49.20	7.50	18.90	3.58	2.79	4.76	3	Bright
1970201	M3 x 0.5	D3	Bottom (1.5P)	49.20	7.50	18.90	3.58	2.79	4.76	3	Steam Oxide
1970100	M3 x 0.5	D3	Plug (4P)	49.20	7.50	18.90	3.58	2.79	4.76	3	Bright
1970101	M3 x 0.5	D3	Plug (4P)	49.20	7.50	18.90	3.58	2.79	4.76	3	Steam Oxide
1970000	M3 x 0.5	D3	Taper (9P)	49.20	7.50	18.90	3.58	2.79	4.76	3	Bright
1972600	M3.5 x 0.6	D4	Bottom (1.5P)	50.80	9.00	20.40	3.58	2.79	4.76	3	Bright
1972601	M3.5 x 0.6	D4	Bottom (1.5P)	50.80	9.00	20.40	3.58	2.79	4.76	3	Steam Oxide
1972500	M3.5 x 0.6	D4	Plug (4P)	50.80	9.00	20.40	3.58	2.79	4.76	3	Bright
1972501	M3.5 x 0.6	D4	Plug (4P)	50.80	9.00	20.40	3.58	2.79	4.76	3	Steam Oxide
1970500	M4 x 0.7	D4	Bottom (1.5P)	54.00	10.50	23.70	4.27	3.33	6.35	4	Bright
1970501	M4 x 0.7	D4	Bottom (1.5P)	54.00	10.50	23.70	4.27	3.33	6.35	4	Steam Oxide
1970400	M4 x 0.7	D4	Plug (4P)	54.00	10.50	23.70	4.27	3.33	6.35	4	Bright
1970401	M4 x 0.7	D4	Plug (4P)	54.00	10.50	23.70	4.27	3.33	6.35	4	Steam Oxide
1970300	M4 x 0.7	D4	Taper (9P)	54.00	10.50	23.70	4.27	3.33	6.35	4	Bright
1972900	M4.5 x 0.75	D4	Bottom (1.5P)	60.30	12.20	26.70	4.93	3.86	6.35	4	Bright
1972901	M4.5 x 0.75	D4	Bottom (1.5P)	60.30	12.20	26.70	4.93	3.86	6.35	4	Steam Oxide
1972800	M4.5 x 0.75	D4	Plug (4P)	60.30	12.20	26.70	4.93	3.86	6.35	4	Bright
1972801	M4.5 x 0.75	D4	Plug (4P)	60.30	12.20	26.70	4.93	3.86	6.35	4	Steam Oxide
1970800	M5 x 0.8	D4	Bottom (1.5P)	60.30	12.10	26.90	4.93	3.86	6.35	4	Bright
1970801	M5 x 0.8	D4	Bottom (1.5P)	60.30	12.10	26.90	4.93	3.86	6.35	4	Steam Oxide
1970700	M5 x 0.8	D4	Plug (4P)	60.30	12.10	26.90	4.93	3.86	6.35	4	Bright
1970701	M5 x 0.8	D4	Plug (4P)	60.30	12.10	26.90	4.93	3.86	6.35	4	Steam Oxide
1970600	M5 x 0.8	D4	Taper (9P)	60.30	12.10	26.90	4.93	3.86	6.35	4	Bright
1971100	M6 x 1	D5	Bottom (1.5P)	63.50	15.90	30.00	6.48	4.85	7.94	4	Bright
1971101	M6 x 1	D5	Bottom (1.5P)	63.50	15.90	30.00	6.48	4.85	7.94	4	Steam Oxide
1971000	M6 x 1	D5	Plug (4P)	63.50	15.90	30.00	6.48	4.85	7.94	4	Bright
1971001	M6 x 1	D5	Plug (4P)	63.50	15.90	30.00	6.48	4.85	7.94	4	Steam Oxide
1970900	M6 x 1	D5	Taper (9P)	63.50	15.90	30.00	6.48	4.85	7.94	4	Bright
1973200	M7 x 1	D5	Bottom (1.5P)	69.10	15.00	33.60	8.08	6.05	9.53	4	Bright
1973201	M7 x 1	D5	Bottom (1.5P)	69.10	15.00	33.60	8.08	6.05	9.53	4	Steam Oxide
1973100	M7 x 1	D5	Plug (4P)	69.10	15.00	33.60	8.08	6.05	9.53	4	Bright
1973101	M7 x 1	D5	Plug (4P)	69.10	15.00	33.60	8.08	6.05	9.53	4	Steam Oxide
1973500	M8 x 1	D5	Bottom (1.5P)	69.10	18.80	33.60	8.08	6.05	9.53	4	Bright

● Stocked ○ Available Upon Request; MOQ May Apply ▲ Globally Stocked

Note: Other coatings are available upon request.



CONTINUED

P					M			K	N		S		H			
Steel					Stainless Steel			Cast Iron	Non-Ferrous		HRSA		Hardened Steel			
Carbon Steel			Alloy Steel	Die Steel	300	400	17-4 PH		Aluminum		Nickel Alloy	Titanium	~35 HRC	35-45 HRC	45-50 HRC	50-70 HRC
Low	Medium	High							6061	Casting						
1010	1035	1065	4140	4340							6061	7075				
1018	1045															
○	○	○						○	○	○						
25-80 SFM	20-50 SFM	20-45 SFM						25-75 SFM	40-80 SFM	40-65 SFM						

○ Good ⊗ Best





GENERAL PURPOSE

List 141 (Continued)

OSG GENERAL PURPOSE-HT



ABOUT OSG

DRILLING

THREADING

MILLING

HOLDERS

INDEX

EDP		Thread Size	Thread Limit	Chamfer Type	Overall Length	Thread Length	Neck Length	Shank Diameter	Square Width	Square Length	Number of Flutes	Surface Treatment
					L (mm)	Lc (mm)	L1 (mm)	d (mm)	k (mm)	lk (mm)		
1973501	●	M8 x 1	D5	Bottom (1.5P)	69.10	18.80	33.60	8.08	6.05	9.53	4	Steam Oxide
1973400	●	M8 x 1	D5	Plug (4P)	69.10	18.80	33.60	8.08	6.05	9.53	4	Bright
1973401	●	M8 x 1	D5	Plug (4P)	69.10	18.80	33.60	8.08	6.05	9.53	4	Steam Oxide
1971400	●	M8 x 1.25	D5	Bottom (1.5P)	69.10	18.80	33.60	8.08	6.05	9.53	4	Bright
1971401	●	M8 x 1.25	D5	Bottom (1.5P)	69.10	18.80	33.60	8.08	6.05	9.53	4	Steam Oxide
1971300	●	M8 x 1.25	D5	Plug (4P)	69.10	18.80	33.60	8.08	6.05	9.53	4	Bright
1971301	●	M8 x 1.25	D5	Plug (4P)	69.10	18.80	33.60	8.08	6.05	9.53	4	Steam Oxide
1971200	●	M8 x 1.25	D5	Taper (9P)	69.10	18.80	33.60	8.08	6.05	9.53	4	Bright
1973800	●	M10 x 1	D5	Bottom (1.5P)	74.60	22.50	35.10	9.68	7.26	11.11	4	Bright
1973801	●	M10 x 1	D5	Bottom (1.5P)	74.60	22.50	35.10	9.68	7.26	11.11	4	Steam Oxide
1973700	●	M10 x 1	D5	Plug (4P)	74.60	22.50	35.10	9.68	7.26	11.11	4	Bright
1973701	●	M10 x 1	D5	Plug (4P)	74.60	22.50	35.10	9.68	7.26	11.11	4	Steam Oxide
1974100	●	M10 x 1.25	D5	Bottom (1.5P)	74.60	22.50	35.10	9.68	7.26	11.11	4	Bright
1974101	●	M10 x 1.25	D5	Bottom (1.5P)	74.60	22.50	35.10	9.68	7.26	11.11	4	Steam Oxide
1974000	●	M10 x 1.25	D5	Plug (4P)	74.60	22.50	35.10	9.68	7.26	11.11	4	Bright
1974001	●	M10 x 1.25	D5	Plug (4P)	74.60	22.50	35.10	9.68	7.26	11.11	4	Steam Oxide
1971700	●	M10 x 1.5	D6	Bottom (1.5P)	74.60	22.50	35.10	9.68	7.26	11.11	4	Bright
1971701	●	M10 x 1.5	D6	Bottom (1.5P)	74.60	22.50	35.10	9.68	7.26	11.11	4	Steam Oxide
1971600	●	M10 x 1.5	D6	Plug (4P)	74.60	22.50	35.10	9.68	7.26	11.11	4	Bright
1971601	●	M10 x 1.5	D6	Plug (4P)	74.60	22.50	35.10	9.68	7.26	11.11	4	Steam Oxide
1971500	●	M10 x 1.5	D6	Taper (9P)	74.60	22.50	35.10	9.68	7.26	11.11	4	Bright
1974400	●	M12 x 1.25	D5	Bottom (1.5P)	85.70	26.30	46.00	9.32	6.99	11.11	4	Bright
1974401	●	M12 x 1.25	D5	Bottom (1.5P)	85.70	26.30	46.00	9.32	6.99	11.11	4	Steam Oxide
1974300	●	M12 x 1.25	D5	Plug (4P)	85.70	26.30	46.00	9.32	6.99	11.11	4	Bright
1974301	●	M12 x 1.25	D5	Plug (4P)	85.70	26.30	46.00	9.32	6.99	11.11	4	Steam Oxide
1974700	●	M12 x 1.5	D6	Bottom (1.5P)	85.70	26.30	46.00	9.32	6.99	11.11	4	Bright
1974600	●	M12 x 1.5	D6	Plug (4P)	85.70	26.30	46.00	9.32	6.99	11.11	4	Bright
1972000	●	M12 x 1.75	D6	Bottom (1.5P)	85.70	27.20	46.00	9.32	6.99	11.11	4	Bright
1972001	●	M12 x 1.75	D6	Bottom (1.5P)	85.70	27.20	46.00	9.32	6.99	11.11	4	Steam Oxide
1971900	●	M12 x 1.75	D6	Plug (4P)	85.70	27.20	46.00	9.32	6.99	11.11	4	Bright
1971901	●	M12 x 1.75	D6	Plug (4P)	85.70	27.20	46.00	9.32	6.99	11.11	4	Steam Oxide
1971800	●	M12 x 1.75	D6	Taper (9P)	85.70	27.20	46.00	9.32	6.99	11.11	4	Bright
1975000	●	M14 x 1.25	D5	Bottom (1.5P)	91.30	30.00	49.30	10.90	8.18	12.70	4	Bright
1974900	●	M14 x 1.25	D5	Plug (4P)	91.30	30.00	49.30	10.90	8.18	12.70	4	Bright
1977700	●	M14 x 1.5	D6	Bottom (1.5P)	91.30	30.80	49.30	10.90	8.18	12.70	4	Bright
1977600	●	M14 x 1.5	D6	Plug (4P)	91.30	30.80	49.30	10.90	8.18	12.70	4	Bright
1975300	●	M14 x 2	D7	Bottom (1.5P)	91.30	31.00	49.30	10.90	8.18	12.70	4	Bright
1975200	●	M14 x 2	D7	Plug (4P)	91.30	31.00	49.30	10.90	8.18	12.70	4	Bright
1975201	●	M14 x 2	D7	Plug (4P)	91.30	31.00	49.30	10.90	8.18	12.70	4	Steam Oxide
1975100	●	M14 x 2	D7	Taper (9P)	91.30	31.00	49.30	10.90	8.18	12.70	4	Bright
1975600	●	M16 x 1.5	D6	Bottom (1.5P)	96.80	30.00	50.80	12.19	9.14	14.29	4	Bright
1975601	●	M16 x 1.5	D6	Bottom (1.5P)	96.80	30.00	50.80	12.19	9.14	14.29	4	Steam Oxide
1975500	●	M16 x 1.5	D6	Plug (4P)	96.80	30.00	50.80	12.19	9.14	14.29	4	Bright
1975501	●	M16 x 1.5	D6	Plug (4P)	96.80	30.00	50.80	12.19	9.14	14.29	4	Steam Oxide
1975900	●	M16 x 2	D7	Bottom (1.5P)	96.80	31.00	50.80	12.19	9.14	14.29	4	Bright
1975901	●	M16 x 2	D7	Bottom (1.5P)	96.80	31.00	50.80	12.19	9.14	14.29	4	Steam Oxide
1975800	●	M16 x 2	D7	Plug (4P)	96.80	31.00	50.80	12.19	9.14	14.29	4	Bright
1975801	●	M16 x 2	D7	Plug (4P)	96.80	31.00	50.80	12.19	9.14	14.29	4	Steam Oxide
1975700	●	M16 x 2	D7	Taper (9P)	96.80	31.00	50.80	12.19	9.14	14.29	4	Bright
1976200	●	M18 x 1.5	D6	Bottom (1.5P)	102.40	37.50	54.10	13.77	10.31	15.88	4	Bright
1976201	●	M18 x 1.5	D6	Bottom (1.5P)	102.40	37.50	54.10	13.77	10.31	15.88	4	Steam Oxide

● Stocked ○ Available Upon Request; MOQ May Apply ▲ Globally Stocked
Note: Other coatings are available upon request.





List 141 (Continued)

OSG GENERAL PURPOSE-HT



EDP	Thread Size	Thread Limit	Chamfer Type	Overall Length		Thread Length		Neck Length		Shank Diameter		Square Width		Number of Flutes	Surface Treatment
				L (mm)	Lc (mm)	L1 (mm)	d (mm)	k (mm)	lk (mm)						
1976100	●	M18 x 1.5	D6	Plug (4P)	102.40	37.50	54.10	13.77	10.31	15.88	4	Bright			
1976500	●	M18 x 2.5	D7	Bottom (1.5P)	102.40	38.80	54.10	13.77	10.31	15.88	4	Bright			
1976400	●	M18 x 2.5	D7	Plug (4P)	102.40	38.80	54.10	13.77	10.31	15.88	4	Bright			
1976401	●	M18 x 2.5	D7	Plug (4P)	102.40	38.80	54.10	13.77	10.31	15.88	4	Steam Oxide			
1976800	●	M20 x 1.5	D6	Bottom (1.5P)	113.50	37.50	60.50	16.56	12.42	17.46	4	Bright			
1976801	●	M20 x 1.5	D6	Bottom (1.5P)	113.50	37.50	60.50	16.56	12.42	17.46	4	Steam Oxide			
1976700	●	M20 x 1.5	D6	Plug (4P)	113.50	37.50	60.50	16.56	12.42	17.46	4	Bright			
1977100	●	M20 x 2.5	D7	Bottom (1.5P)	113.50	38.80	60.50	16.56	12.42	17.46	4	Bright			
1977101	●	M20 x 2.5	D7	Bottom (1.5P)	113.50	38.80	60.50	16.56	12.42	17.46	4	Steam Oxide			
1977000	●	M20 x 2.5	D7	Plug (4P)	113.50	38.80	60.50	16.56	12.42	17.46	4	Bright			
1977001	●	M20 x 2.5	D7	Plug (4P)	113.50	38.80	60.50	16.56	12.42	17.46	4	Steam Oxide			
1966900	●	M20 x 2.5	D7	Taper (9P)	113.50	38.80	60.50	16.56	12.42	17.46	4	Bright			
1977200	●	M24 x 3	D8	Bottom (1.5P)	124.60	45.00	63.50	19.30	14.48	19.05	4	Bright			
1977500	●	M24 x 3	D8	Plug (4P)	124.60	45.00	63.50	19.30	14.48	19.05	4	Bright			
1978000	●	M24 x 3	D8	Taper (9P)	124.60	45.00	63.50	19.30	14.48	19.05	4	Bright			
1978200	●	M30 x 3.5	D9	Bottom (1.5P)	138.10	52.50	74.70	25.93	19.46	25.40	4	Bright			
1978300	●	M30 x 3.5	D9	Plug (4P)	138.10	52.50	74.70	25.93	19.46	25.40	4	Bright			
1978400	●	M30 x 3.5	D9	Taper (9P)	138.10	52.50	74.70	25.93	19.46	25.40	4	Bright			
1978600	●	M36 x 4	D9	Plug (4P)	154.00	60.00	80.00	31.32	23.50	28.58	4	Bright			
1978700	●	M36 x 4	D9	Taper (9P)	154.00	60.00	80.00	31.32	23.50	28.58	4	Bright			

● Stocked ○ Available Upon Request; MOQ May Apply ▲ Globally Stocked
 Note: Other coatings are available upon request.



ABOUT OSG

DRILLING

THREADING

MILLING

HOLDERS

INDEX

P					M			K	N		S		H				
Steel					Stainless Steel			Cast Iron	Non-Ferrous		HRSA		Hardened Steel				
Carbon Steel			Alloy Steel	Die Steel					Aluminum		Nickel Alloy	Titanium					
Low	Medium	High							6061	Casting			Inconel	6Al4V	~35 HRC	35-45 HRC	45-50 HRC
1010	1035	1045	1065	4140	4340				6061	7075		6Al4V	(30 HRC)				
25-80 SFM	20-50 SFM	20-45 SFM				300	400	17-4 PH									
○	○	○							○	○	○						
									25-75 SFM	40-80 SFM	40-65 SFM						

○ Good ⊗ Best





GENERAL PURPOSE

List 121

OSG GENERAL PURPOSE-HT, JIS

STRAIGHT FLUTE	HSS	BR	S/O	C/1.5P	C/4P	C/9P	0°	PACKED 1 PIECE
----------------	-----	----	-----	--------	------	------	----	-------------------



EDP	Thread Size	Thread Limit	Chamfer Type	Overall Length	Thread Length	Neck Length	Shank Diameter	Square Width	Square Length	Number of Flutes	Surface Treatment
				L (mm)	Lc (mm)	L1 (mm)	d (mm)	k (mm)	lk (mm)		
233	M2 x 0.4	OH2	Bottom (1.5P)	40.00	8.00	12.00	3.00	2.50	5.00	3	Bright
232	M2 x 0.4	OH2	Plug (5P)	40.00	8.00	12.00	3.00	2.50	5.00	3	Bright
293	M2.3 x 0.4	OH2	Bottom (1.5P)	42.00	9.00	-	3.00	2.50	5.00	3	Bright
292	M2.3 x 0.4	OH2	Plug (5P)	42.00	9.00	-	3.00	2.50	5.00	3	Bright
353	M2.6 x 0.45	OH2	Bottom (1.5P)	44.00	9.00	-	3.00	2.50	5.00	3	Bright
352	M2.6 x 0.45	OH2	Plug (5P)	44.00	9.00	-	3.00	2.50	5.00	3	Bright
393	M3 x 0.5	OH2	Bottom (1.5P)	46.00	11.00	19.00	4.00	3.20	6.00	3	Bright
22606	M3 x 0.5	OH2	Bottom (1.5P)	46.00	11.00	19.00	4.00	3.20	6.00	3	Steam Oxide
392	M3 x 0.5	OH2	Plug (5P)	46.00	11.00	19.00	4.00	3.20	6.00	3	Bright
22605	M3 x 0.5	OH2	Plug (5P)	46.00	11.00	19.00	4.00	3.20	6.00	3	Steam Oxide
391	M3 x 0.5	OH2	Taper (9P)	46.00	11.00	19.00	4.00	3.20	6.00	3	Bright
413	M3.5 x 0.6	OH2	Bottom (1.5P)	48.00	13.00	20.00	4.00	3.20	6.00	3	Bright
412	M3.5 x 0.6	OH2	Plug (5P)	48.00	13.00	20.00	4.00	3.20	6.00	3	Bright
411	M3.5 x 0.6	OH2	Taper (9P)	48.00	13.00	20.00	4.00	3.20	6.00	3	Bright
453	M4 x 0.7	OH2	Bottom (1.5P)	52.00	13.00	21.00	5.00	4.00	7.00	3	Bright
22612	M4 x 0.7	OH2	Bottom (1.5P)	52.00	13.00	21.00	5.00	4.00	7.00	3	Steam Oxide
452	M4 x 0.7	OH2	Plug (5P)	52.00	13.00	21.00	5.00	4.00	7.00	3	Bright
22611	M4 x 0.7	OH2	Plug (5P)	52.00	13.00	21.00	5.00	4.00	7.00	3	Steam Oxide
451	M4 x 0.7	OH2	Taper (9P)	52.00	13.00	21.00	5.00	4.00	7.00	3	Bright
482	M4.5 x 0.75	OH2	Plug (5P)	55.00	13.00	21.00	5.00	4.00	7.00	3	Bright
513	M5 x 0.8	OH2	Bottom (1.5P)	60.00	16.00	24.00	5.50	4.50	7.00	3	Bright
22618	M5 x 0.8	OH2	Bottom (1.5P)	60.00	16.00	24.00	5.50	4.50	7.00	3	Steam Oxide
512	M5 x 0.8	OH2	Plug (5P)	60.00	16.00	24.00	5.50	4.50	7.00	3	Bright
22617	M5 x 0.8	OH2	Plug (5P)	60.00	16.00	24.00	5.50	4.50	7.00	3	Steam Oxide
511	M5 x 0.8	OH2	Taper (9P)	60.00	16.00	24.00	5.50	4.50	7.00	3	Bright
593	M6 x 0.75	OH2	Bottom (1.5P)	62.00	19.00	29.00	6.00	4.50	7.00	3	Bright
592	M6 x 0.75	OH2	Plug (5P)	62.00	19.00	29.00	6.00	4.50	7.00	3	Bright
591	M6 x 0.75	OH2	Taper (9P)	62.00	19.00	29.00	6.00	4.50	7.00	3	Bright
583	M6 x 1	OH2	Bottom (1.5P)	62.00	19.00	29.00	6.00	4.50	7.00	3	Bright
22622	M6 x 1	OH2	Bottom (1.5P)	62.00	19.00	29.00	6.00	4.50	7.00	3	Steam Oxide
582	M6 x 1	OH2	Plug (5P)	62.00	19.00	29.00	6.00	4.50	7.00	3	Bright
22621	M6 x 1	OH2	Plug (5P)	62.00	19.00	29.00	6.00	4.50	7.00	3	Steam Oxide
581	M6 x 1	OH2	Taper (9P)	62.00	19.00	29.00	6.00	4.50	7.00	3	Bright
612	M7 x 1	OH2	Plug (5P)	65.00	19.00	33.00	6.20	5.00	8.00	4	Bright
662	M8 x 0.75	OH2	Plug (5P)	70.00	20.00	35.00	6.20	5.00	8.00	4	Bright
653	M8 x 1	OH2	Bottom (1.5P)	70.00	22.00	37.00	6.20	5.00	8.00	4	Bright
652	M8 x 1	OH2	Plug (5P)	70.00	22.00	37.00	6.20	5.00	8.00	4	Bright
651	M8 x 1	OH2	Taper (9P)	70.00	22.00	37.00	6.20	5.00	8.00	4	Bright
643	M8 x 1.25	OH2	Bottom (1.5P)	70.00	22.00	37.00	6.20	5.00	8.00	4	Bright
22628	M8 x 1.25	OH2	Bottom (1.5P)	70.00	22.00	37.00	6.20	5.00	8.00	4	Steam Oxide
642	M8 x 1.25	OH2	Plug (5P)	70.00	22.00	37.00	6.20	5.00	8.00	4	Bright
22627	M8 x 1.25	OH2	Plug (5P)	70.00	22.00	37.00	6.20	5.00	8.00	4	Steam Oxide
641	M8 x 1.25	OH2	Taper (9P)	70.00	22.00	37.00	6.20	5.00	8.00	4	Bright
692	M9 x 1.25	OH2	Plug (5P)	72.00	22.00	38.00	7.00	5.50	8.00	4	Bright
753	M10 x 1	OH2	Bottom (1.5P)	75.00	24.00	41.00	7.00	5.50	8.00	4	Bright
752	M10 x 1	OH2	Plug (5P)	75.00	24.00	41.00	7.00	5.50	8.00	4	Bright
751	M10 x 1	OH2	Taper (9P)	75.00	24.00	41.00	7.00	5.50	8.00	4	Bright
743	M10 x 1.25	OH2	Bottom (1.5P)	75.00	24.00	41.00	7.00	5.50	8.00	4	Bright
22638	M10 x 1.25	OH2	Bottom (1.5P)	75.00	24.00	41.00	7.00	5.50	8.00	4	Steam Oxide
742	M10 x 1.25	OH2	Plug (5P)	75.00	24.00	41.00	7.00	5.50	8.00	4	Bright
22637	M10 x 1.25	OH2	Plug (5P)	75.00	24.00	41.00	7.00	5.50	8.00	4	Steam Oxide
741	M10 x 1.25	OH2	Taper (9P)	75.00	24.00	41.00	7.00	5.50	8.00	4	Bright
733	M10 x 1.5	OH2	Bottom (1.5P)	75.00	24.00	41.00	7.00	5.50	8.00	4	Bright

● Stocked ○ Available Upon Request; MOQ May Apply ▲ Globally Stocked
 Note: Other coatings are available upon request.



ABOUT OSG

DRILLING

THREADING

MILLING

HOLDERS

INDEX





List 121 (Continued)

OSG GENERAL PURPOSE-HT, JIS



EDP	Thread Size	Thread Limit	Chamfer Type	Overall Length	Thread Length	Neck Length	Shank Diameter	Square Width	Square Length	Number of Flutes	Surface Treatment	
				L (mm)	Lc (mm)	L1 (mm)	d (mm)	k (mm)	lk (mm)			
22634	●	M10 x 1.5	OH2	Bottom (1.5P)	75.00	24.00	41.00	7.00	5.50	8.00	4	Steam Oxide
732	●	M10 x 1.5	OH2	Plug (5P)	75.00	24.00	41.00	7.00	5.50	8.00	4	Bright
22633	●	M10 x 1.5	OH2	Plug (5P)	75.00	24.00	41.00	7.00	5.50	8.00	4	Steam Oxide
731	●	M10 x 1.5	OH2	Taper (9P)	75.00	24.00	41.00	7.00	5.50	8.00	4	Bright
792	●	M11 x 1.5	OH2	Plug (5P)	80.00	25.00	48.00	8.00	6.00	9.00	4	Bright
883	●	M12 x 1	OH2	Bottom (1.5P)	82.00	29.00	48.00	8.50	6.50	9.00	4	Bright
882	●	M12 x 1	OH2	Plug (5P)	82.00	29.00	48.00	8.50	6.50	9.00	4	Bright
881	●	M12 x 1	OH2	Taper (9P)	82.00	29.00	48.00	8.50	6.50	9.00	4	Bright
873	●	M12 x 1.25	OH2	Bottom (1.5P)	82.00	29.00	48.00	8.50	6.50	9.00	4	Bright
872	●	M12 x 1.25	OH2	Plug (5P)	82.00	29.00	48.00	8.50	6.50	9.00	4	Bright
871	●	M12 x 1.25	OH2	Taper (9P)	82.00	29.00	48.00	8.50	6.50	9.00	4	Bright
862	●	M12 x 1.5	OH2	Plug (5P)	82.00	29.00	48.00	8.50	6.50	9.00	4	Bright
853	●	M12 x 1.75	OH2	Bottom (1.5P)	82.00	29.00	48.00	8.50	6.50	9.00	4	Bright
22644	●	M12 x 1.75	OH2	Bottom (1.5P)	82.00	29.00	48.00	8.50	6.50	9.00	4	Steam Oxide
852	●	M12 x 1.75	OH2	Plug (5P)	82.00	29.00	48.00	8.50	6.50	9.00	4	Bright
22643	●	M12 x 1.75	OH2	Plug (5P)	82.00	29.00	48.00	8.50	6.50	9.00	4	Steam Oxide
851	●	M12 x 1.75	OH2	Taper (9P)	82.00	29.00	48.00	8.50	6.50	9.00	4	Bright
1003	●	M14 x 1.25	OH2	Bottom (1.5P)	88.00	30.00	48.00	10.50	8.00	11.00	4	Bright
1002	●	M14 x 1.25	OH2	Plug (5P)	88.00	30.00	48.00	10.50	8.00	11.00	4	Bright
993	●	M14 x 1.5	OH2	Bottom (1.5P)	88.00	30.00	48.00	10.50	8.00	11.00	4	Bright
992	●	M14 x 1.5	OH2	Plug (5P)	88.00	30.00	48.00	10.50	8.00	11.00	4	Bright
983	●	M14 x 2	OH2	Bottom (1.5P)	88.00	30.00	48.00	10.50	8.00	11.00	4	Bright
982	●	M14 x 2	OH2	Plug (5P)	88.00	30.00	48.00	10.50	8.00	11.00	4	Bright
1142	●	M16 x 1	OH2	Plug (5P)	95.00	30.00	50.00	12.50	10.00	13.00	4	Bright
1123	●	M16 x 1.5	OH2	Bottom (1.5P)	95.00	32.00	52.00	12.50	10.00	13.00	4	Bright
1122	●	M16 x 1.5	OH2	Plug (5P)	95.00	32.00	52.00	12.50	10.00	13.00	4	Bright
1113	●	M16 x 2	OH2	Bottom (1.5P)	95.00	32.00	52.00	12.50	10.00	13.00	4	Bright
1112	●	M16 x 2	OH2	Plug (5P)	95.00	32.00	52.00	12.50	10.00	13.00	4	Bright
1273	●	M18 x 1.5	OH2	Bottom (1.5P)	100.00	37.00	55.00	14.00	11.00	14.00	4	Bright
1272	●	M18 x 1.5	OH2	Plug (5P)	100.00	37.00	55.00	14.00	11.00	14.00	4	Bright
1262	●	M18 x 2	OH2	Plug (5P)	100.00	37.00	55.00	14.00	11.00	14.00	4	Bright
1253	●	M18 x 2.5	OH2	Bottom (1.5P)	100.00	37.00	55.00	14.00	11.00	14.00	4	Bright
1252	●	M18 x 2.5	OH2	Plug (5P)	100.00	37.00	55.00	14.00	11.00	14.00	4	Bright
1413	●	M20 x 1.5	OH2	Bottom (1.5P)	105.00	37.00	58.00	15.00	12.00	15.00	4	Bright
1412	●	M20 x 1.5	OH2	Plug (5P)	105.00	37.00	58.00	15.00	12.00	15.00	4	Bright
1393	●	M20 x 2.5	OH2	Bottom (1.5P)	105.00	37.00	58.00	15.00	12.00	15.00	4	Bright
1392	●	M20 x 2.5	OH2	Plug (5P)	105.00	37.00	58.00	15.00	12.00	15.00	4	Bright
1523	●	M22 x 1.5	OH2	Bottom (1.5P)	115.00	38.00	63.00	17.00	13.00	16.00	4	Bright
1522	●	M22 x 1.5	OH2	Plug (5P)	115.00	38.00	63.00	17.00	13.00	16.00	4	Bright
1503	●	M22 x 2.5	OH2	Bottom (1.5P)	115.00	38.00	63.00	17.00	13.00	16.00	4	Bright
1502	●	M22 x 2.5	OH2	Plug (5P)	115.00	38.00	63.00	17.00	13.00	16.00	4	Bright
1632	●	M24 x 1.5	OH2	Plug (5P)	120.00	45.00	66.00	19.00	15.00	18.00	4	Bright
1603	●	M24 x 3	OH2	Bottom (1.5P)	120.00	45.00	66.00	19.00	15.00	18.00	4	Bright
1602	●	M24 x 3	OH2	Plug (5P)	120.00	45.00	66.00	19.00	15.00	18.00	4	Bright
1733	●	M26 x 1.5	OH2	Bottom (1.5P)	130.00	45.00	71.00	20.00	15.00	18.00	4	Bright
1732	●	M26 x 1.5	OH2	Plug (5P)	130.00	45.00	71.00	20.00	15.00	18.00	4	Bright
1713	●	M26 x 3	OH2	Bottom (1.5P)	130.00	45.00	71.00	20.00	15.00	18.00	4	Bright
1712	●	M26 x 3	OH2	Plug (5P)	130.00	45.00	71.00	20.00	15.00	18.00	4	Bright

● Stocked ○ Available Upon Request; MOQ May Apply ▲ Globally Stocked
 Note: Other coatings are available upon request.



CONTINUED ➔

P					M			K	N		S		H			
Steel					Stainless Steel			Cast Iron	Non-Ferrous		HRSA		Hardened Steel			
Carbon Steel			Alloy Steel	Die Steel	300	400	17-4 PH		Aluminum		Nickel Alloy	Titanium	~35 HRC	35-45 HRC	45-50 HRC	50-70 HRC
Low	Medium	High							6061	Casting						
1010	1035	1065	4140					6061								
1018	1045		4340					7075								
○	○	○						○	○	○						
25-80 SFM	20-50 SFM	20-45 SFM						25-75 SFM	40-80 SFM	40-65 SFM						

○ Good ⊗ Best





GENERAL PURPOSE

ABOUT OSG

DRILLING

THREADING

MILLING

HOLDERS

INDEX

List 121 (Continued)

OSG GENERAL PURPOSE-HT, JIS

STRAIGHT FLUTE	HSS	BR	S/O	C/1.5P	C/4P	C/9P	0°	PACKED 1 PIECE
----------------	-----	----	-----	--------	------	------	----	-------------------



EDP	Thread Size	Thread Limit	Chamfer Type	Overall Length		Thread Length		Neck Length		Shank Diameter		Square Width		Number of Flutes	Surface Treatment
				L (mm)	Lc (mm)	L1 (mm)	d (mm)	k (mm)	lk (mm)						
1823	●	M28 x 1.5	OH2	Bottom (1.5P)	130.00	45.00	60.00	21.00	17.00	20.00	4	Bright			
1822	●	M28 x 1.5	OH2	Plug (5P)	130.00	45.00	60.00	21.00	17.00	20.00	4	Bright			
1873	●	M30 x 1.5	OH2	Bottom (1.5P)	130.00	45.00	60.00	23.00	17.00	20.00	4	Bright			
1872	●	M30 x 1.5	OH2	Plug (5P)	130.00	45.00	60.00	23.00	17.00	20.00	4	Bright			
1843	●	M30 x 3.5	OH2	Bottom (1.5P)	135.00	51.00	74.00	23.00	17.00	20.00	4	Bright			
1842	●	M30 x 3.5	OH2	Plug (5P)	135.00	51.00	74.00	23.00	17.00	20.00	4	Bright			
1933	●	M32 x 1.5	OH2	Bottom (1.5P)	105.00	37.00	47.00	24.00	19.00	22.00	4	Bright			
1932	●	M32 x 1.5	OH2	Plug (5P)	105.00	37.00	47.00	24.00	19.00	22.00	4	Bright			
1983	●	M33 x 1.5	OH2	Bottom (1.5P)	110.00	37.00	47.00	25.00	19.00	22.00	4	Bright			
1982	●	M33 x 1.5	OH2	Plug (5P)	110.00	37.00	47.00	25.00	19.00	22.00	4	Bright			
2033	●	M34 x 1.5	OH2	Bottom (1.5P)	110.00	37.00	47.00	26.00	21.00	24.00	4	Bright			
2032	●	M34 x 1.5	OH2	Plug (5P)	110.00	37.00	47.00	26.00	21.00	24.00	4	Bright			
2143	●	M36 x 1.5	OH2	Bottom (1.5P)	110.00	37.00	47.00	28.00	21.00	24.00	4	Bright			
2142	●	M36 x 1.5	OH2	Plug (5P)	110.00	37.00	47.00	28.00	21.00	24.00	4	Bright			

● Stocked ○ Available Upon Request; MOQ May Apply ▲ Globally Stocked
 Note: Other coatings are available upon request.



P					M			K	N		S		H				
Steel					Stainless Steel			Cast Iron	Non-Ferrous		HRSA		Hardened Steel				
Carbon Steel			Alloy Steel	Die Steel					Aluminum		Nickel Alloy	Titanium					
Low	Medium	High							6061	Casting			Inconel	6Al4V (30 HRC)	~35 HRC	35-45 HRC	45-50 HRC
1010	1035	1065	4140	4340	300	400	17-4 PH	○	○	○							
1018	1045	1065	4340					○	○								
○	○	○						○	○								
25-80 SFM	20-50 SFM	20-45 SFM						25-75 SFM	40-80 SFM	40-65 SFM							

○ Good ⊗ Best





List 916

OSG GENERAL PURPOSE-LS-HT, Long Shank

STRAIGHT FLUTE	HSS	S/O	4 FLUTE	C/4P	0°	PACKED 1 PIECE
----------------	-----	-----	---------	------	----	-------------------



EDP		Thread Size	Thread Limit	Overall Length	Thread Length	Neck Length	Shank Diameter	Square Width	Square Length
				L (Inch)	Lc (Inch)	L1 (Inch)	d (Inch)	k (Inch)	lk (Inch)
1290001	●	1/4 - 20 UNC	H3	6.000	1.000	1.689	0.255	0.191	0.313
1290201	●	1/4 - 20 UNC	H3	8.000	1.000	1.689	0.255	0.191	0.313
1290401	●	5/16 - 18 UNC	H3	6.000	1.126	1.756	0.318	0.238	0.374
1290601	●	5/16 - 18 UNC	H3	8.000	1.126	1.756	0.318	0.238	0.374
1290801	●	3/8 - 16 UNC	H3	6.000	1.252	1.882	0.381	0.286	0.437
1291001	●	3/8 - 16 UNC	H3	8.000	1.252	1.882	0.381	0.286	0.437
1291201	●	3/8 - 16 UNC	H3	10.000	1.252	1.882	0.381	0.286	0.437
1291401	●	7/16 - 14 UNC	H3	6.000	1.437	2.224	0.444	0.333	0.500
1291601	●	7/16 - 14 UNC	H3	8.000	1.437	2.224	0.444	0.333	0.500
1292001	●	1/2 - 13 UNC	H3	6.000	1.657	2.445	0.507	0.380	0.563
1292201	●	1/2 - 13 UNC	H3	8.000	1.657	2.445	0.507	0.380	0.563
1292401	●	1/2 - 13 UNC	H3	10.000	1.657	2.445	0.507	0.380	0.563
1292601	●	1/2 - 13 UNC	H3	12.000	1.657	2.445	0.507	0.380	0.563
1292801	●	5/8 - 11 UNC	H3	6.000	1.811	2.598	0.633	0.554	0.689
1293001	●	5/8 - 11 UNC	H3	8.000	1.811	2.598	0.633	0.554	0.689
1293201	●	5/8 - 11 UNC	H3	10.000	1.811	2.598	0.633	0.554	0.689
1293401	●	5/8 - 11 UNC	H3	12.000	1.811	2.598	0.633	0.554	0.689
1293601	●	3/4 - 10 UNC	H3	10.000	2.000	2.787	0.759	0.569	0.748
1293801	●	3/4 - 10 UNC	H3	12.000	2.000	2.787	0.759	0.569	0.748

● Stocked ○ Available Upon Request; MOQ May Apply ▲ Globally Stocked



P					M			K	N		S		H			
Steel					Stainless Steel			Cast Iron	Non-Ferrous		HRSA		Hardened Steel			
Carbon Steel			Alloy Steel	Die Steel	Aluminum		Nickel Alloy		Titanium							
Low	Medium	High			6061	Casting				Inconel	6Al4V (30 HRC)	~35 HRC	35-45 HRC	45-50 HRC	50-70 HRC	
1010	1035	1065	4140	4340	300	400	17-4 PH	6061	7075	Casting	Inconel	6Al4V (30 HRC)	~35 HRC	35-45 HRC	45-50 HRC	50-70 HRC
○	○	○						○								
25-80 SFM	20-50 SFM	20-45 SFM						25-75 SFM								

○ Good ⊙ Best





GENERAL PURPOSE

Miniature Taps

ABOUT OSG

DRILLING

THREADING

MILLING

HOLDERS

INDEX

List S110

OSG GENERAL PURPOSE-HT MINIATURE

STRAIGHT FLUTE	HSS	BR	2 FLUTE	C/1.5P	C/4P	0°	PACKED 1 PIECE
----------------	-----	----	---------	--------	------	----	-------------------



EDP	Thread Size	Thread Limit	Chamfer Type	Overall Length		Thread Length		Neck Length		Shank Diameter		Square Width		Square Length	
				L (Inch)	Lc (Inch)	L1 (Inch)	d (Inch)	k (Inch)	lk (Inch)						
1020000	●	No. 000 - 120 NS	H1	Bottom (1.5P)	1.571	0.201	0.260	0.141	0.110	0.188					
1010000	●	No. 000 - 120 NS	H1	Plug (4P)	1.571	0.201	0.260	0.141	0.110	0.188					
2054000	●	No. 000 - 120 NS	H2	Bottom (1.5P)	1.571	0.201	0.260	0.141	0.110	0.188					
1929000	●	No. 000 - 120 NS	H2	Plug (4P)	1.571	0.201	0.260	0.141	0.110	0.188					
1040000	●	No. 00 - 90 NS	H1	Bottom (1.5P)	1.728	0.280	0.339	0.141	0.110	0.188					
1030000	●	No. 00 - 90 NS	H1	Plug (4P)	1.728	0.280	0.339	0.141	0.110	0.188					
2055000	●	No. 00 - 90 NS	H2	Bottom (1.5P)	1.728	0.280	0.339	0.141	0.110	0.188					
3370000	●	No. 00 - 90 NS	H2	Plug (4P)	1.728	0.280	0.339	0.141	0.110	0.188					
1070000	●	No. 00 - 96 NS	H1	Bottom (1.5P)	1.728	0.280	0.339	0.141	0.110	0.188					
1060000	●	No. 00 - 96 NS	H1	Plug (4P)	1.728	0.280	0.339	0.141	0.110	0.188					
1322000	●	No. 00 - 96 NS	H2	Bottom (1.5P)	1.728	0.280	0.339	0.141	0.110	0.188					
3380000	●	No. 00 - 96 NS	H2	Plug (4P)	1.728	0.280	0.339	0.141	0.110	0.188					

● Stocked ○ Available Upon Request; MOQ May Apply ▲ Globally Stocked

Note: Other coatings are available upon request.



Suggested Hole Size Limits for Different Lengths of Engagement

Tap Size	Basic O.D.	Basic P.D.	Depth of Thread Hole					
			Up to 1/3D		1/3 to 1/2D		1/2 to 3D	
			Min.	Max.	Min.	Max.	Min.	Max.
000-120	0.0340	0.0286	0.0260	0.0270	0.0270	0.0280	0.0275	0.0285
00-90	0.0470	0.0398	0.0373	0.0385	0.0380	0.0392	0.0388	0.0400
00-96	0.0470	0.0402	0.0379	0.0393	0.0388	0.0406	0.0397	0.0415

P					M			K	N		S		H					
Steel					Stainless Steel			Cast Iron	Non-Ferrous		HRSA		Hardened Steel					
Carbon Steel			Alloy Steel	Die Steel	300	400	17-4 PH		Aluminum		Nickel Alloy	Titanium						
Low	Medium	High							6061	Casting			Inconel	6Al4V	~35 HRC	35-45 HRC	45-50 HRC	50-70 HRC
1010	1035	1065	4140	4340					6061	7075		6Al4V	(30 HRC)					
○	○	○						○	○	○								
25-80 SFM	20-50 SFM	20-45 SFM						25-75 SFM	40-80 SFM	40-65 SFM								

○ Good ⊗ Best





List 114

OSG GENERAL PURPOSE-HT

STRAIGHT FLUTE	HSS-Co	N	C/1.5P	C/4P	0°	PACKED 1 PIECE
----------------	--------	---	--------	------	----	-------------------



EDP		Thread Size	Class of Fit	Thread Limit	Chamfer Type	Overall Length	Thread Length	Neck Length	Shank Diameter	Square Width	Square Length	Number of Flutes
						L (Inch)	Lc (Inch)	L1 (Inch)	d (Inch)	k (Inch)	lk (Inch)	
3141303	●	No. 2 - 56 UNC	-	H7	Bottom (1.5P)	1.752	0.437	-	0.141	0.110	0.188	3
3141203	●	No. 2 - 56 UNC	-	H7	Plug (4P)	1.752	0.437	-	0.141	0.110	0.188	3
3141903	●	No. 2 - 56 UNC	2B+	-	Bottom (1.5P)	1.752	0.437	-	0.141	0.110	0.188	3
3141803	●	No. 2 - 56 UNC	2B+	-	Plug (4P)	1.752	0.437	-	0.141	0.110	0.188	3
3142303	●	No. 4 - 40 UNC	-	H7	Bottom (1.5P)	1.874	0.295	0.559	0.141	0.110	0.188	4
3142203	●	No. 4 - 40 UNC	-	H7	Plug (4P)	1.874	0.295	0.559	0.141	0.110	0.188	4
3142903	●	No. 4 - 40 UNC	2B+	-	Bottom (1.5P)	1.874	0.295	0.559	0.141	0.110	0.188	4
3142803	●	No. 4 - 40 UNC	2B+	-	Plug (4P)	1.874	0.295	0.559	0.141	0.110	0.188	4
3144303	●	No. 6 - 32 UNC	-	H7	Bottom (1.5P)	2.000	0.362	0.685	0.141	0.110	0.188	4
3144203	●	No. 6 - 32 UNC	-	H7	Plug (4P)	2.000	0.362	0.685	0.141	0.110	0.188	4
3144903	●	No. 6 - 32 UNC	2B+	-	Bottom (1.5P)	2.000	0.370	0.685	0.141	0.110	0.188	4
3144803	●	No. 6 - 32 UNC	2B+	-	Plug (4P)	2.000	0.370	0.685	0.141	0.110	0.188	4
3145303	●	No. 8 - 32 UNC	-	H7	Bottom (1.5P)	2.126	0.374	0.752	0.168	0.131	0.250	4
3145203	●	No. 8 - 32 UNC	-	H7	Plug (4P)	2.126	0.374	0.752	0.168	0.131	0.250	4
3145903	●	No. 8 - 32 UNC	2B+	-	Bottom (1.5P)	2.126	0.374	0.752	0.168	0.131	0.250	4
3145803	●	No. 8 - 32 UNC	2B+	-	Plug (4P)	2.126	0.374	0.752	0.168	0.131	0.250	4
3146303	●	No. 10 - 24 UNC	-	H7	Bottom (1.5P)	2.374	0.492	0.866	0.194	0.152	0.250	4
3146203	●	No. 10 - 24 UNC	-	H7	Plug (4P)	2.374	0.492	0.866	0.194	0.152	0.250	4
3146903	●	No. 10 - 24 UNC	2B+	-	Bottom (1.5P)	2.374	0.492	0.866	0.194	0.152	0.250	4
3146803	●	No. 10 - 24 UNC	2B+	-	Plug (4P)	2.374	0.492	0.866	0.194	0.152	0.250	4
3146703	●	No. 10 - 32 UNF	-	H7	Bottom (1.5P)	2.374	0.492	0.866	0.194	0.152	0.250	4
3146603	●	No. 10 - 32 UNF	-	H7	Plug (4P)	2.374	0.492	0.866	0.194	0.152	0.250	4
3146503	●	No. 10 - 32 UNF	2B+	-	Bottom (1.5P)	2.374	0.492	0.866	0.194	0.152	0.250	4
3146403	●	No. 10 - 32 UNF	2B+	-	Plug (4P)	2.374	0.492	0.866	0.194	0.152	0.250	4
3147303	●	1/4 - 20 UNC	-	H7	Bottom (1.5P)	2.500	0.594	0.996	0.255	0.191	0.313	4
3147203	●	1/4 - 20 UNC	-	H7	Plug (4P)	2.500	0.594	0.996	0.255	0.191	0.313	4
3147903	●	1/4 - 20 UNC	2B+	-	Bottom (1.5P)	2.500	0.594	0.996	0.255	0.191	0.313	4
3147803	●	1/4 - 20 UNC	2B+	-	Plug (4P)	2.500	0.594	0.996	0.255	0.191	0.313	4

● Stocked ○ Available Upon Request; MOQ May Apply ▲ Globally Stocked

Note: Taps with class of fit 2B+ are designed for tapping thermosetting, reinforced plastics and laminated plastics such as epoxy, bakelite, fiberglass, etc. The 2B+ limit is based on the actual products limit and machining properties, taking the guess work out of H limit selection. Oversize 2B+ Series = +.0005" ~.001" over 2B thread limit.



P				M			K	N			S		Other			
Steel				Stainless Steel			Cast Iron	Non-Ferrous			HRSA		Fiberglass	Cobalt-Chrome	Thermo-Plastics	Thermo-setting Plastics
Carbon Steel			Alloy Steel					Die Steel	Aluminum	MMC (Metal Matrix Composites)	Copper Alloys	Nickel Alloy				
Low	Medium	High		4140 4340	300	400	17-4 PH		6061 7075	Casting	Inconel	6Al4V (30 HRC)	33-66 SFM	33-66 SFM		
1010	1035	1065														
1018	1045															

○ Good ○ Best





GENERAL PURPOSE

8 Pitch Taps

ABOUT OSG

DRILLING

THREADING

MILLING

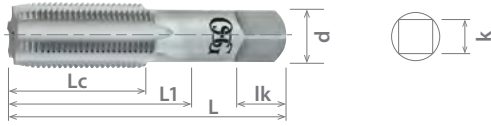
HOLDERS

INDEX

List 180

OSG GENERAL PURPOSE-HT, 8 PITCH

STRAIGHT FLUTE	HSS	BR	C/1.5P	C/4P	0°	PACKED 1 PIECE
----------------	-----	----	--------	------	----	-------------------



EDP	Thread Size	Thread Limit	Chamfer Type	Overall Length	Thread Length	Neck Length	Shank Diameter	Square Width	Square Length	Number of Flutes	
				L (Inch)	Lc (Inch)	L1 (Inch)	d (Inch)	k (Inch)	lk (Inch)		
1690200	●	1- 1/8 - 8 UN	H5	Bottom (1.5P)	5.437	1.874	2.941	0.896	0.672	0.875	4
1690100	●	1- 1/8 - 8 UN	H5	Plug (4P)	5.437	1.874	2.941	0.896	0.672	0.875	4
1690500	●	1- 1/4 - 8 UN	H5	Bottom (1.5P)	5.752	1.874	3.000	1.021	0.766	1.000	4
1690400	●	1- 1/4 - 8 UN	H5	Plug (4P)	5.752	1.874	3.000	1.021	0.766	1.000	4
1690800	●	1- 3/8 - 8 UN	H5	Bottom (1.5P)	6.063	1.874	3.161	1.108	0.831	1.063	6
1690700	●	1- 3/8 - 8 UN	H5	Plug (4P)	6.063	1.874	3.161	1.108	0.831	1.063	6
1691100	●	1- 1/2 - 8 UN	H5	Bottom (1.5P)	6.374	1.874	3.382	1.233	0.925	1.125	6
1691000	●	1- 1/2 - 8 UN	H5	Plug (4P)	6.374	1.874	3.382	1.233	0.925	1.125	6
1691400	●	1- 5/8 - 8 UN	H6	Bottom (1.5P)	6.689	1.874	3.382	1.305	0.979	1.125	6
1691300	●	1- 5/8 - 8 UN	H6	Plug (4P)	6.689	1.874	3.382	1.305	0.979	1.125	6
1691700	●	1- 3/4 - 8 UN	H6	Bottom (1.5P)	7.000	1.874	3.591	1.430	1.072	1.250	6
1691600	●	1- 3/4 - 8 UN	H6	Plug (4P)	7.000	1.874	3.591	1.430	1.072	1.250	6
1692300	●	2 - 8 UNC	H6	Bottom (1.5P)	7.626	1.874	3.811	1.644	1.233	1.375	6
1692200	●	2 - 8 UNC	H6	Plug (4P)	7.626	1.874	3.811	1.644	1.233	1.375	6
8020000	●	2- 1/4 - 8 UN	H6	Bottom (1.5P)	8.252	1.874	4.000	1.894	1.420	1.438	6
8019000	●	2- 1/4 - 8 UN	H6	Plug (4P)	8.252	1.874	4.000	1.894	1.420	1.438	6

● Stocked ○ Available Upon Request; MOQ May Apply ▲ Globally Stocked
 Note: Other coatings are available upon request.



P					M			K	N		S		H							
Steel					Stainless Steel			Cast Iron	Non-Ferrous		HRSA		Hardened Steel							
Carbon Steel			Alloy Steel	Die Steel					Aluminum		Nickel Alloy	Titanium								
Low	Medium	High			300	400	17-4 PH		6061 7075	Casting			Inconel	6Al4V (30 HRC)	~35 HRC	35-45 HRC	45-50 HRC	50-70 HRC		
1010	1035	1065	4140	4340																
1018	1045																			
○	○	○						○	○	○										
25-80 SFM	20-50 SFM	20-45 SFM						25-75 SFM	40-80 SFM	40-65 SFM										

○ Good ⊗ Best






List 101L

OSG GENERAL PURPOSE-HT

STRAIGHT FLUTE	HSS	BR	LH	C/1.5P	C/4P	0°	PACKED 1 PIECE
----------------	-----	----	----	--------	------	----	-------------------



EDP	Thread Size	Thread Limit	Chamfer Type	Overall Length		Thread Length		Neck Length		Shank Diameter		Square Width		Number of Flutes
				L (Inch)	Lc (Inch)	L1 (Inch)	d (Inch)	k (Inch)	Lk (Inch)					
1650200	●	No. 6 - 32 UNC	H3	Bottom (1.5P)	2.000	0.523	0.858	0.141	0.110	0.188	3			
1650100	●	No. 6 - 32 UNC	H3	Plug (4P)	2.000	0.523	0.858	0.141	0.110	0.188	3			
1650400	●	No. 6 - 40 UNF	H2	Bottom (1.5P)	2.000	0.523	0.858	0.141	0.110	0.188	3			
1650300	●	No. 6 - 40 UNF	H2	Plug (4P)	2.000	0.523	0.858	0.141	0.110	0.188	3			
1650600	●	No. 8 - 32 UNC	H3	Bottom (1.5P)	2.126	0.539	1.003	0.168	0.131	0.250	4			
1650500	●	No. 8 - 32 UNC	H3	Plug (4P)	2.126	0.539	1.003	0.168	0.131	0.250	4			
1650800	●	No. 8 - 36 UNF	H2	Bottom (1.5P)	2.126	0.539	1.003	0.168	0.131	0.250	4			
1650700	●	No. 8 - 36 UNF	H2	Plug (4P)	2.126	0.539	1.003	0.168	0.131	0.250	4			
1651000	●	No. 10 - 24 UNC	H3	Bottom (1.5P)	2.374	0.700	1.129	0.194	0.152	0.250	4			
1650900	●	No. 10 - 24 UNC	H3	Plug (4P)	2.374	0.700	1.129	0.194	0.152	0.250	4			
1651200	●	No. 10 - 32 UNF	H3	Bottom (1.5P)	2.374	0.700	1.129	0.194	0.152	0.250	4			
1651100	●	No. 10 - 32 UNF	H3	Plug (4P)	2.374	0.700	1.129	0.194	0.152	0.250	4			
1660200	●	1/4 - 20 UNC	H3	Bottom (1.5P)	2.500	0.854	1.287	0.255	0.191	0.313	4			
1660100	●	1/4 - 20 UNC	H3	Plug (4P)	2.500	0.854	1.287	0.255	0.191	0.313	4			
1660400	●	1/4 - 28 UNF	H3	Bottom (1.5P)	2.500	0.854	1.287	0.255	0.191	0.313	4			
1660300	●	1/4 - 28 UNF	H3	Plug (4P)	2.500	0.854	1.287	0.255	0.191	0.313	4			
1660600	●	5/16 - 18 UNC	H3	Bottom (1.5P)	2.720	0.834	1.322	0.318	0.238	0.375	4			
1660500	●	5/16 - 18 UNC	H3	Plug (4P)	2.720	0.834	1.322	0.318	0.238	0.375	4			
1660800	●	5/16 - 24 UNF	H3	Bottom (1.5P)	2.720	0.834	1.322	0.318	0.238	0.375	4			
1660700	●	5/16 - 24 UNF	H3	Plug (4P)	2.720	0.834	1.322	0.318	0.238	0.375	4			
1661000	●	3/8 - 16 UNC	H3	Bottom (1.5P)	2.937	0.937	1.413	0.381	0.286	0.438	4			
1660900	●	3/8 - 16 UNC	H3	Plug (4P)	2.937	0.937	1.413	0.381	0.286	0.438	4			
1661200	●	3/8 - 24 UNF	H3	Bottom (1.5P)	2.937	0.937	1.413	0.381	0.286	0.438	4			
1661100	●	3/8 - 24 UNF	H3	Plug (4P)	2.937	0.937	1.413	0.381	0.286	0.438	4			
1661400	●	7/16 - 14 UNC	H3	Bottom (1.5P)	3.157	1.070	1.688	0.323	0.242	0.406	4			
1661300	●	7/16 - 14 UNC	H3	Plug (4P)	3.157	1.070	1.688	0.323	0.242	0.406	4			
1661600	●	7/16 - 20 UNF	H3	Bottom (1.5P)	3.157	1.070	1.688	0.323	0.242	0.406	4			
1661500	●	7/16 - 20 UNF	H3	Plug (4P)	3.157	1.070	1.688	0.323	0.242	0.406	4			
1661800	●	1/2 - 13 UNC	H3	Bottom (1.5P)	3.374	1.153	1.811	0.367	0.275	0.438	4			
1661700	●	1/2 - 13 UNC	H3	Plug (4P)	3.374	1.153	1.811	0.367	0.275	0.438	4			
1662000	●	1/2 - 20 UNF	H3	Bottom (1.5P)	3.374	1.153	1.811	0.367	0.275	0.438	4			
1661900	●	1/2 - 20 UNF	H3	Plug (4P)	3.374	1.153	1.811	0.367	0.275	0.438	4			
1662200	●	9/16 - 12 UNC	H3	Bottom (1.5P)	3.594	1.251	1.940	0.429	0.322	0.500	4			
1662100	●	9/16 - 12 UNC	H3	Plug (4P)	3.594	1.251	1.940	0.429	0.322	0.500	4			
1662400	●	9/16 - 18 UNF	H3	Bottom (1.5P)	3.594	1.251	1.940	0.429	0.322	0.500	4			
1662300	●	9/16 - 18 UNF	H3	Plug (4P)	3.594	1.251	1.940	0.429	0.322	0.500	4			
1662600	●	5/8 - 11 UNC	H3	Bottom (1.5P)	3.811	1.362	2.000	0.480	0.360	0.563	4			
1662500	●	5/8 - 11 UNC	H3	Plug (4P)	3.811	1.362	2.000	0.480	0.360	0.563	4			
1662800	●	5/8 - 18 UNF	H3	Bottom (1.5P)	3.811	1.362	2.000	0.480	0.360	0.563	4			
1662700	●	5/8 - 18 UNF	H3	Plug (4P)	3.811	1.362	2.000	0.480	0.360	0.563	4			
1663400	●	3/4 - 10 UNC	H3	Bottom (1.5P)	4.252	1.500	2.220	0.590	0.442	0.688	4			
1663300	●	3/4 - 10 UNC	H3	Plug (4P)	4.252	1.500	2.220	0.590	0.442	0.688	4			

● Stocked ○ Available Upon Request; MOQ May Apply ▲ Globally Stocked
 Note: Other coatings are available upon request.



CONTINUED

P					M			K	N		S		H					
Steel					Stainless Steel			Cast Iron	Non-Ferrous		HRSA		Hardened Steel					
Carbon Steel			Alloy Steel	Die Steel	300	400	17-4 PH		Aluminum		Nickel Alloy	Titanium						
Low	Medium	High							6061	Casting			Inconel	6Al4V	~35 HRC	35-45 HRC	45-50 HRC	50-70 HRC
1010	1035	1065	4140								6061							
1018	1045		4340					7075										
○	○	○						○	○									
25-80 SFM	20-50 SFM	20-45 SFM						25-75 SFM	40-80 SFM	40-65 SFM								

○ Good ⊗ Best





GENERAL PURPOSE

Left Hand Taps

ABOUT OSG

DRILLING

THREADING

MILLING


HOLDERS

INDEX

List 101L (Continued)

OSG GENERAL PURPOSE-HT, LEFT HAND

STRAIGHT FLUTE	HSS	BR	LH	C/1.5P	C/4P	0°	PACKED 1 PIECE
----------------	-----	----	----	--------	------	----	-------------------



EDP	Thread Size	Thread Limit	Chamfer Type	Overall Length	Thread Length	Neck Length	Shank Diameter	Square Width	Square Length	Number of Flutes	
				L (Inch)	Lc (Inch)	L1 (Inch)	d (Inch)	k (Inch)	lk (Inch)		
1663600	●	3/4 - 16 UNF	H3	Bottom (1.5P)	4.252	1.500	2.220	0.590	0.442	0.688	4
1663500	●	3/4 - 16 UNF	H3	Plug (4P)	4.252	1.500	2.220	0.590	0.442	0.688	4
1663800	●	7/8 - 9 UNC	H4	Bottom (1.5P)	4.689	1.665	2.500	0.697	0.523	0.750	4
1663700	●	7/8 - 9 UNC	H4	Plug (4P)	4.689	1.665	2.500	0.697	0.523	0.750	4
1664000	●	7/8 - 14 UNF	H4	Bottom (1.5P)	4.689	1.665	2.500	0.697	0.523	0.750	4
1663900	●	7/8 - 14 UNF	H4	Plug (4P)	4.689	1.665	2.500	0.697	0.523	0.750	4
1664200	●	1 - 8 UNC	H4	Bottom (1.5P)	5.126	1.874	2.720	0.800	0.600	0.813	4
1664100	●	1 - 8 UNC	H4	Plug (4P)	5.126	1.874	2.720	0.800	0.600	0.813	4
1664400	●	1 - 12 UNF	H4	Bottom (1.5P)	5.126	1.874	2.720	0.800	0.600	0.813	4
1664300	●	1 - 12 UNF	H4	Plug (4P)	5.126	1.874	2.720	0.800	0.600	0.813	4

● Stocked ○ Available Upon Request; MOQ May Apply ▲ Globally Stocked
 Note: Other coatings are available upon request.



P					M			K	N		S		H				
Steel					Stainless Steel			Cast Iron	Non-Ferrous		HRSA		Hardened Steel				
Carbon Steel			Alloy Steel	Die Steel	Aluminum		Nickel Alloy		Titanium								
Low	Medium	High			6061	Casting				Inconel	6Al4V (30 HRC)	~35 HRC	35-45 HRC	45-50 HRC	50-70 HRC		
1010	1035	1045	4140	4340	300	400	17-4 PH	6061 7075									
○	○	○						○	○	○							
25-80 SFM	20-50 SFM	20-45 SFM						25-75 SFM	40-80 SFM	40-65 SFM							

○ Good ⊙ Best






List 16260

EXOPRO® HL-S-XPF STI, DIN Overall Length



FORMING	HSS-Co	V	C/2.5P	STI	PACKED 1 PIECE
---------	--------	---	--------	-----	-------------------



EDP		Thread Size	Thread Limit	Overall Length	Thread Length	Neck Length	Shank Diameter	Square Width	Square Length	Tap Drill Size	
				L (Inch)	Lc (Inch)	L1 (Inch)	d (Inch)	k (Inch)	lk (Inch)	Min (Inch)	Max (Inch)
1626000108	●	No. 2 - 56 UNC STI	H1	2.274	0.261	0.718	0.141	0.110	0.188	0.099	0.101
1626000208	●	No. 2 - 56 UNC STI	H2	2.274	0.261	0.718	0.141	0.110	0.188	0.099	0.101
1626000308	●	No. 4 - 40 UNC STI	H2	2.554	0.365	0.841	0.141	0.110	0.188	0.131	0.133
1626000408	●	No. 4 - 40 UNC STI	H3	2.554	0.364	0.841	0.141	0.110	0.188	0.131	0.133
1626000508	●	No. 4 - 48 UNF STI	H2	2.274	0.362	0.800	0.141	0.110	0.188	0.128	0.130
1626000608	●	No. 4 - 48 UNF STI	H3	2.274	0.362	0.800	0.141	0.110	0.188	0.128	0.130
1626000708	●	No. 6 - 32 UNC STI	H2	2.858	0.456	1.003	0.194	0.152	0.250	0.161	0.164
1626000808	●	No. 6 - 32 UNC STI	H3	2.858	0.456	1.003	0.194	0.152	0.250	0.161	0.164
1626000908	●	No. 6 - 40 UNF STI	H2	2.839	0.449	0.996	0.168	0.131	0.250	0.157	0.159
1626001008	●	No. 6 - 40 UNF STI	H3	2.839	0.449	0.996	0.168	0.131	0.250	0.157	0.159
1626001108	●	No. 8 - 32 UNC STI	H2	3.257	0.454	1.198	0.220	0.165	0.281	0.187	0.190
1626001208	●	No. 8 - 32 UNC STI	H3	3.257	0.454	1.198	0.220	0.165	0.281	0.187	0.190
1626001308	●	No. 8 - 36 UNF STI	H2	3.257	0.452	1.196	0.220	0.165	0.281	0.185	0.187
1626001408	●	No. 8 - 36 UNF STI	H3	3.257	0.452	1.196	0.220	0.165	0.281	0.185	0.187
1626001508	●	No. 10 - 24 UNC STI	H3	3.257	0.605	1.203	0.255	0.191	0.313	0.221	0.224
1626001608	●	No. 10 - 24 UNC STI	H4	3.257	0.605	1.203	0.255	0.191	0.313	0.221	0.224
1626001708	●	No. 10 - 32 UNF STI	H3	3.246	0.600	1.199	0.255	0.191	0.313	0.214	0.216
1626001808	●	No. 10 - 32 UNF STI	H4	3.246	0.600	1.199	0.255	0.191	0.313	0.214	0.216
1626001908	●	1/4 - 20 UNC STI	H3	3.543	0.500	1.377	0.318	0.238	0.375	0.287	0.290
1626002008	●	1/4 - 20 UNC STI	H4	3.543	0.500	1.377	0.318	0.238	0.375	0.287	0.290
1626002108	●	1/4 - 28 UNF STI	H3	3.543	0.500	1.377	0.318	0.238	0.375	0.277	0.279
1626002208	●	1/4 - 28 UNF STI	H4	3.543	0.500	1.377	0.318	0.238	0.375	0.277	0.279
1626002308	●	5/16 - 18 UNC STI	H4	3.937	0.555	1.535	0.381	0.286	0.438	0.354	0.357
1626002408	●	5/16 - 18 UNC STI	H5	3.937	0.555	1.535	0.381	0.286	0.438	0.354	0.357
1626002508	●	5/16 - 24 UNF STI	H4	3.543	0.555	1.377	0.381	0.286	0.438	0.344	0.346
1626002608	●	5/16 - 24 UNF STI	H5	3.543	0.555	1.377	0.381	0.286	0.438	0.344	0.346
1626002708	●	3/8 - 16 UNC STI	H5	3.937	0.625	1.933	0.367	0.275	0.438	0.422	0.425
1626002808	●	3/8 - 16 UNC STI	H6	3.937	0.625	1.933	0.367	0.275	0.438	0.422	0.425
1626002908	●	3/8 - 24 UNF STI	H5	3.543	0.625	1.712	0.323	0.242	0.406	0.407	0.409
1626003008	●	3/8 - 24 UNF STI	H6	3.543	0.625	1.712	0.323	0.242	0.406	0.407	0.409
1626003108	●	7/16 - 14 UNC STI	H5	4.331	0.712	1.972	0.429	0.322	0.500	0.491	0.494
1626003208	●	7/16 - 14 UNC STI	H7	4.331	0.712	1.972	0.429	0.322	0.500	0.491	0.494
1626003308	●	7/16 - 20 UNF STI	H5	3.937	0.712	1.933	0.367	0.275	0.438	0.476	0.478
1626003408	●	7/16 - 20 UNF STI	H7	3.937	0.712	1.933	0.367	0.275	0.438	0.476	0.478
1626003508	●	1/2 - 13 UNC STI	H5	4.331	0.767	2.125	0.480	0.360	0.563	0.557	0.560
1626003608	●	1/2 - 13 UNC STI	H7	4.331	0.767	2.125	0.480	0.360	0.563	0.557	0.560
1626003708	●	1/2 - 20 UNF STI	H5	3.937	0.767	1.972	0.429	0.322	0.500	0.538	0.540
1626003808	●	1/2 - 20 UNF STI	H7	3.937	0.767	1.972	0.429	0.322	0.500	0.538	0.540
1626003908	●	9/16 - 12 UNC STI	H7	4.331	0.834	2.165	0.542	0.406	0.625	0.625	0.628
1626004008	●	9/16 - 12 UNC STI	H9	4.331	0.834	2.165	0.542	0.406	0.625	0.625	0.628
1626004108	●	9/16 - 18 UNF STI	H7	3.937	0.834	2.125	0.480	0.360	0.563	0.606	0.608
1626004208	●	9/16 - 18 UNF STI	H9	3.937	0.834	2.125	0.480	0.360	0.563	0.606	0.608

● Stocked ○ Available Upon Request; MOQ May Apply ▲ Globally Stocked
Note: Other coatings are available upon request.



CONTINUED

P					M			K	N		S		H				
Steel					Stainless Steel			Cast Iron	Non-Ferrous		HRSA		Hardened Steel				
Carbon Steel			Alloy Steel	Die Steel	300	400	17-4 PH		Aluminum		Nickel Alloy	Titanium					
Low	Medium	High							6061	7075			Casting	Inconel	6Al4V (30 HRC)	~35 HRC	35-45 HRC
1010	1035	1045	1065	4140				4340									
○	○	○	○	○	○*	○*	○*		○	○	○	○	○	○			
50-115 SFM	50-115 SFM	50-85 SFM	50-85 SFM	20-65 SFM	15-40 SFM	15-35 SFM	10-30 SFM		65-115 SFM	65-90 SFM	8-12 SFM	8-15 SFM	50-100 SFM	12-25 SFM			

*For Stainless Steel, please use non-water-soluble coolant.

○ Good ○ Best





List 16260 (Continued)

EXOPRO[®] HL-S-XPF STI, DIN Overall Length




FORMING

HSS-Co

V

C/2.5P

STI

PACKED
1 PIECE

EDP		Thread Size	Thread Limit	Overall Length	Thread Length	Neck Length	Shank Diameter	Square Width	Square Length	Tap Drill Size	
				L (Inch)	Lc (Inch)	L1 (Inch)	d (Inch)	k (Inch)	lk (Inch)	Min (Inch)	Max (Inch)
1626004308	●	5/8 - 11 UNC STI	H7	4.921	0.909	2.433	0.590	0.442	0.688	0.693	0.696
1626004408	●	5/8 - 11 UNC STI	H9	4.921	0.909	2.433	0.590	0.442	0.688	0.693	0.696
1626004508	●	5/8 - 18 UNF STI	H7	4.331	0.909	2.165	0.542	0.406	0.625	0.668	0.670
1626004608	●	5/8 - 18 UNF STI	H9	4.331	0.909	2.165	0.542	0.406	0.625	0.668	0.670
1626004708	●	3/4 - 10 UNC STI	H7	5.512	1.000	2.653	0.697	0.523	0.750	0.824	0.828
1626004808	●	3/4 - 10 UNC STI	H9	5.512	1.000	2.653	0.697	0.523	0.750	0.824	0.828
1626004908	●	3/4 - 16 UNF STI	H7	4.921	1.000	2.433	0.652	0.489	0.688	0.798	0.800
1626005008	●	3/4 - 16 UNF STI	H9	4.921	1.000	2.433	0.652	0.489	0.688	0.798	0.800
1626005108	●	7/8 - 9 UNC STI	H7	6.299	1.110	3.011	0.800	0.600	0.813	0.957	0.961
1626005208	●	7/8 - 9 UNC STI	H10	6.299	1.110	3.011	0.800	0.600	0.813	0.957	0.961
1626005308	●	7/8 - 14 UNF STI	H7	5.512	1.110	3.011	0.800	0.600	0.813	0.930	0.932
1626005408	●	7/8 - 14 UNF STI	H10	5.512	1.110	3.011	0.800	0.600	0.813	0.930	0.932
1626005508	●	1 - 8 UNC STI	H8	7.087	1.251	3.114	1.021	0.766	1.000	1.093	1.097
1626005608	●	1 - 8 UNC STI	H11	7.087	1.251	3.114	1.021	0.766	1.000	1.093	1.097
1626005708	●	1 - 12 UNF STI	H8	5.512	1.251	3.114	0.896	0.672	0.875	1.064	1.066
1626005808	●	1 - 12 UNF STI	H11	5.512	1.251	3.114	0.896	0.672	0.875	1.064	1.066

● Stocked ○ Available Upon Request; MOQ May Apply ▲ Globally Stocked
Note: Other coatings are available upon request.

EP

P					M			K	N		S		H			
Steel					Stainless Steel			Cast Iron	Non-Ferrous		HRSA		Hardened Steel			
Carbon Steel			Alloy Steel	Die Steel	300	400	17-4 PH		Aluminum		Nickel Alloy	Titanium	~35 HRC	35-45 HRC	45-50 HRC	50-70 HRC
Low	Medium	High							6061	Casting						
1010 1018	1035 1045	1065	4140 4340	7075												
○	○	○	○	○	○*	○*	○*		○	○	○	○	○			
50-115 SFM	50-115 SFM	50-85 SFM	50-85 SFM	20-65 SFM	15-40 SFM	15-35 SFM	10-30 SFM		65-115 SFM	65-90 SFM	8-12 SFM	8-15 SFM	50-100 SFM	12-25 SFM		

*For Stainless Steel, please use non-water-soluble coolant.

○ Good ○ Best






List 16360

EXOPRO® HL-S-XPF STI, DIN Overall Length

FORMING	HSS-Co	V	C/2.SP	STI	PACKED 1 PIECE
---------	--------	---	--------	-----	-------------------



EDP	Thread Size	Thread Limit	Overall Length	Thread Length	Neck Length	Shank Diameter	Square Width	Square Length	Tap Drill Size	
			L (mm)	Lc (mm)	L1 (mm)	d (mm)	k (mm)	lk (mm)	Min (mm)	Max (mm)
1636000108	M2 x 0.4	D3	50.00	8.00	9.21	3.58	2.79	4.76	2.32	2.35
1636000208	M2.5 x 0.45	D3	56.00	6.00	18.26	3.58	2.79	4.76	2.85	2.89
1636000308	M3 x 0.5	D3	63.00	7.00	21.32	3.58	2.79	4.76	3.39	3.43
1636000408	M4 x 0.7	D4	70.00	10.00	25.37	4.93	3.86	6.35	4.54	4.59
1636000508	M5 x 0.8	D4	80.00	11.00	30.46	6.48	4.85	7.94	5.61	5.67
1636000608	M6 x 1	D5	90.00	10.00	35.00	8.08	6.05	9.53	6.76	6.83
1636000708	M8 x 1.25	D6	100.00	12.00	39.00	9.68	7.26	11.11	8.95	9.03
1636000808	M10 x 1.5	D8	100.00	15.00	49.10	9.32	6.99	11.11	11.15	11.23
1636000908	M12 x 1.75	D9	110.00	17.00	50.10	10.90	8.18	12.70	13.33	13.43
1636001008	M14 x 2	D10	110.00	20.00	55.00	13.77	10.31	15.88	15.52	15.63
1636001108	M16 x 2	D10	125.00	20.00	61.80	14.99	11.23	17.46	17.52	17.63
1636001208	M18 x 2.5	D10	140.00	25.00	67.40	17.70	13.28	19.05	19.87	20.00
1636001308	M20 x 2.5	D10	160.00	25.00	68.40	19.30	14.48	19.05	21.87	22.00
1636001408	M22 x 2.5	D10	160.00	25.00	76.50	20.32	15.24	20.64	23.87	24.00
1636001508	M24 x 3	D11	160.00	30.00	79.10	22.76	17.07	22.23	26.23	26.38

● Stocked ○ Available Upon Request; MOQ May Apply ▲ Globally Stocked



ABOUT OSG

DRILLING

THREADING

MILLING

HOLDERS

INDEX

P					M			K	N		S		H				
Steel					Stainless Steel				Cast Iron	Non-Ferrous		HRSA		Hardened Steel			
Carbon Steel			Alloy Steel	Die Steel	300	400	17-4 PH			Aluminum		Nickel Alloy	Titanium				
Low	Medium	High						6061	7075	Casting	Inconel			6Al4V (30 HRC)	~35 HRC	35-45 HRC	45-50 HRC
1010	1035	1065	4140	4340	⊗*	⊗*	⊗*	⊗	⊗	○	○	⊗	○				
50-115 SFM	50-115 SFM	50-85 SFM	50-85 SFM	20-65 SFM	15-40 SFM	15-35 SFM	10-30 SFM		65-115 SFM	65-90 SFM	8-12 SFM	8-15 SFM	50-100 SFM	12-25 SFM			

*For Stainless Steel, please use non-water-soluble coolant.

○ Good ⊗ Best





EXOTAP® VC-10 Ti

Ideal for Difficult to Machine Materials

ABOUT OSG

DRILLING

THREADING

MILLING

HOLDERS

INDEX

List 315Ti

EXOTAP® VC-10 V-HL-Ti-SFT STI

SPIRAL FLUTE	VC10	V	3 FLUTE	C/2.5P	10°	STI	PACKED 1 PIECE
--------------	------	---	---------	--------	-----	-----	-------------------



EDP		Thread Size	Thread Limit	Overall Length	Thread Length	Neck Length	Shank Diameter	Square Width	Square Length
				L (Inch)	Lc (Inch)	L1 (Inch)	d (Inch)	k (Inch)	lk (Inch)
31540108	●	No. 2 - 56 UNC STI	H2	1.944	0.574	0.614	0.141	0.110	0.188
31540208	●	No. 4 - 40 UNC STI	H2	2.058	0.688	-	0.141	0.110	0.188
31540308	●	No. 6 - 32 UNC STI	H3	2.451	0.870	1.660	0.194	0.152	0.250
31540408	●	No. 8 - 32 UNC STI	H3	2.464	0.937	-	0.220	0.165	0.281
31540508	●	No. 10 - 32 UNF STI	H3	2.500	1.000	1.196	0.255	0.191	0.313
31540608	●	1/4 - 28 UNF STI	H3	2.720	0.500	1.125	0.318	0.238	0.375
31540708	●	5/16 - 24 UNF STI	H3	2.937	0.555	1.251	0.381	0.286	0.438
31540808	●	3/8 - 24 UNF STI	H3	3.157	0.625	1.712	0.323	0.242	0.406
31540908	●	7/16 - 20 UNF STI	H4	3.374	0.712	1.933	0.367	0.275	0.438
31541008	●	1/2 - 20 UNF STI	H4	3.594	0.767	1.972	0.429	0.322	0.500

● Stocked ○ Available Upon Request; MOQ May Apply ▲ Globally Stocked

EXT

P					M			K	N		S		H			
Steel					Stainless Steel			Cast Iron	Non-Ferrous		HRSA		Hardened Steel			
Carbon Steel			Alloy Steel	Die Steel	Aluminum		Nickel Alloy		Titanium							
Low	Medium	High			6061	Casting				Inconel	6Al4V (30 HRC)	~35 HRC	35-45 HRC	45-50 HRC	50-70 HRC	
1010	1035	1065	4140	4340	300	400	17-4 PH	6061	7075			6Al4V (30 HRC)	~35 HRC	35-45 HRC	45-50 HRC	50-70 HRC
			○				○					○	○			
			15-30 SFM				8-20 SFM					8-15 SFM	8-15 SFM	15-35 SFM	10-20 SFM	

○ Good ⊗ Best






List 315Ni

EXOTAP® VC-10 V-HL-Ni-SFT STI

SPIRAL FLUTE	VC10	V	STI	10°	3 FLUTE	C/2.5P	10°	STI	PACKED 1 PIECE
--------------	------	---	-----	-----	---------	--------	-----	-----	-------------------



EDP		Thread Size	Thread Limit	Overall Length	Thread Length	Neck Length	Shank Diameter	Square Width	Square Length
				L (Inch)	Lc (Inch)	L1 (Inch)	d (Inch)	k (Inch)	lk (Inch)
31520108	●	No. 2 - 56 UNC STI	H2	1.880	0.559	0.598	0.141	0.110	0.188
31520208	●	No. 4 - 40 UNC STI	H2	2.058	0.688	-	0.141	0.110	0.188
31520308	●	No. 6 - 32 UNC STI	H3	2.380	0.870	1.669	0.194	0.152	0.250
31520408	●	No. 8 - 32 UNC STI	H3	2.380	0.937	-	0.220	0.165	0.281
31520508	●	No. 10 - 32 UNF STI	H3	2.500	1.000	1.197	0.255	0.191	0.313
31520608	●	1/4 - 28 UNF STI	H3	2.720	0.500	1.125	0.318	0.238	0.375
31520708	●	5/16 - 24 UNF STI	H3	2.937	0.555	1.251	0.381	0.286	0.438
31520808	●	3/8 - 24 UNF STI	H3	3.157	0.625	1.712	0.323	0.242	0.406
31520908	●	7/16 - 20 UNF STI	H4	3.374	0.712	1.933	0.367	0.275	0.438
31521008	●	1/2 - 20 UNF STI	H4	3.594	0.767	1.972	0.429	0.322	0.500

● Stocked ○ Available Upon Request; MOQ May Apply ▲ Globally Stocked

EXT

P					M			K	N		S		H						
Steel					Stainless Steel			Cast Iron	Non-Ferrous		HRSA		Hardened Steel						
Carbon Steel			Alloy Steel	Die Steel	Aluminum		Nickel Alloy		Titanium										
Low	Medium	High			6061	7075				Casting	Inconel	6Al4V (30 HRC)	~35 HRC	35-45 HRC	45-50 HRC	50-70 HRC			
1010	1035	1045	1065	4140	4340	300	400	17-4 PH											
								○				⊗	○	○	○				
								8-20 SFM				8-15 SFM	8-15 SFM	15-35 SFM	10-20 SFM				

○ Good ⊗ Best






EXOTAP® VC-10

Ideal for Difficult to Machine Materials

List 315

EXOTAP® VC-10 V-HL-SFT STI

SPIRAL FLUTE	VC10	S/O	V	C/2.SP	15°	STI	PACKED 1 PIECE
--------------	------	-----	---	--------	-----	-----	-------------------



ABOUT OSG

DRILLING

THREADING

MILLING

HOLDERS

INDEX

EDP	Thread Size	Thread Limit	Overall Length	Thread Length	Neck Length	Shank Diameter	Square Width	Square Length	Number of Flutes	Surface Treatment	
			L (Inch)	Lc (Inch)	L1 (Inch)	d (Inch)	k (Inch)	lk (Inch)			
1715701	●	No. 2 - 56 UNC STI	H2	1.933	0.177	0.562	0.141	0.110	0.188	2	Steam Oxide
1715708	●	No. 2 - 56 UNC STI	H2	1.933	0.177	0.562	0.141	0.110	0.188	2	V
31500101	●	No. 3 - 48 UNC STI	H2	1.996	0.208	0.625	0.141	0.110	0.188	2	Steam Oxide
31500108	●	No. 3 - 48 UNC STI	H2	1.996	0.208	0.625	0.141	0.110	0.188	2	V
1715801	●	No. 4 - 40 UNC STI	H2	2.059	0.251	0.688	0.141	0.110	0.188	2	Steam Oxide
1715808	●	No. 4 - 40 UNC STI	H2	2.059	0.251	0.688	0.141	0.110	0.188	2	V
31500201	●	No. 4 - 48 UNF STI	H2	2.075	0.267	0.740	0.141	0.110	0.188	2	Steam Oxide
31500208	●	No. 4 - 48 UNF STI	H2	2.075	0.267	0.740	0.141	0.110	0.188	2	V
1715901	●	No. 6 - 32 UNC STI	H2	2.457	0.311	0.874	0.194	0.152	0.250	3	Steam Oxide
1715908	●	No. 6 - 32 UNC STI	H2	2.457	0.311	0.874	0.194	0.152	0.250	3	V
1716001	●	No. 6 - 32 UNC STI	H3	2.457	0.311	0.874	0.194	0.152	0.250	3	Steam Oxide
1716008	●	No. 6 - 32 UNC STI	H3	2.457	0.311	0.874	0.194	0.152	0.250	3	V
31500301	●	No. 6 - 40 UNF STI	H2	2.213	0.326	0.767	0.168	0.131	0.250	3	Steam Oxide
31500308	●	No. 6 - 40 UNF STI	H2	2.213	0.326	0.767	0.168	0.131	0.250	3	V
1716101	●	No. 8 - 32 UNC STI	H2	2.465	0.311	0.937	0.220	0.165	0.281	3	Steam Oxide
1716108	●	No. 8 - 32 UNC STI	H2	2.465	0.311	0.937	0.220	0.165	0.281	3	V
1716201	●	No. 8 - 32 UNC STI	H3	2.465	0.311	0.937	0.220	0.165	0.281	3	Steam Oxide
1716208	●	No. 8 - 32 UNC STI	H3	2.465	0.311	0.937	0.220	0.165	0.281	3	V
31500401	●	No. 8 - 36 UNF STI	H2	2.484	0.330	0.956	0.220	0.165	0.281	3	Steam Oxide
31500408	●	No. 8 - 36 UNF STI	H2	2.484	0.330	0.956	0.220	0.165	0.281	3	V
31500501	●	No. 10 - 24 UNC STI	H2	2.524	0.440	1.230	0.255	0.191	0.313	3	Steam Oxide
31500508	●	No. 10 - 24 UNC STI	H2	2.524	0.440	1.230	0.255	0.191	0.313	3	V
31500601	●	No. 10 - 24 UNC STI	H3	2.524	0.440	1.230	0.255	0.191	0.313	3	Steam Oxide
31500608	●	No. 10 - 24 UNC STI	H3	2.524	0.440	1.230	0.255	0.191	0.313	3	V
1716301	●	No. 10 - 32 UNF STI	H2	2.500	0.417	1.000	0.255	0.191	0.313	3	Steam Oxide
1716308	●	No. 10 - 32 UNF STI	H2	2.500	0.417	1.000	0.255	0.191	0.313	3	V
1716401	●	No. 10 - 32 UNF STI	H3	2.500	0.417	1.000	0.255	0.191	0.313	3	Steam Oxide
1716408	●	No. 10 - 32 UNF STI	H3	2.500	0.417	1.000	0.255	0.191	0.313	3	V
31500701	●	1/4 - 20 UNC STI	H2	2.720	0.500	1.125	0.318	0.238	0.375	3	Steam Oxide
31500708	●	1/4 - 20 UNC STI	H2	2.720	0.500	1.125	0.318	0.238	0.375	3	V
31500801	●	1/4 - 20 UNC STI	H3	2.720	0.500	1.125	0.318	0.238	0.375	3	Steam Oxide
31500808	●	1/4 - 20 UNC STI	H3	2.720	0.500	1.125	0.318	0.238	0.375	3	V
1716501	●	1/4 - 28 UNF STI	H2	2.720	0.500	1.125	0.318	0.238	0.375	3	Steam Oxide
1716508	●	1/4 - 28 UNF STI	H2	2.720	0.500	1.125	0.318	0.238	0.375	3	V
1716601	●	1/4 - 28 UNF STI	H3	2.720	0.500	1.125	0.318	0.238	0.375	3	Steam Oxide
1716608	●	1/4 - 28 UNF STI	H3	2.720	0.500	1.125	0.318	0.238	0.375	3	V
31500901	●	5/16 - 18 UNC STI	H3	2.937	0.555	1.251	0.381	0.286	0.438	3	Steam Oxide
31500908	●	5/16 - 18 UNC STI	H3	2.937	0.555	1.251	0.381	0.286	0.438	3	V
31501001	●	5/16 - 18 UNC STI	H4	2.937	0.555	1.251	0.381	0.286	0.438	3	Steam Oxide
31501008	●	5/16 - 18 UNC STI	H4	2.937	0.555	1.251	0.381	0.286	0.438	3	V
31501101	●	5/16 - 24 UNF STI	H2	2.937	0.555	1.251	0.381	0.286	0.438	3	Steam Oxide
31501108	●	5/16 - 24 UNF STI	H2	2.937	0.555	1.251	0.381	0.286	0.438	3	V
1716701	●	5/16 - 24 UNF STI	H3	2.937	0.555	1.251	0.381	0.286	0.438	3	Steam Oxide
1716708	●	5/16 - 24 UNF STI	H3	2.937	0.555	1.251	0.381	0.286	0.438	3	V
31501201	●	3/8 - 16 UNC STI	H3	3.374	0.625	1.933	0.367	0.275	0.438	3	Steam Oxide
31501208	●	3/8 - 16 UNC STI	H3	3.374	0.625	1.933	0.367	0.275	0.438	3	V
31501301	●	3/8 - 16 UNC STI	H4	3.374	0.625	1.933	0.367	0.275	0.438	3	Steam Oxide
31501308	●	3/8 - 16 UNC STI	H4	3.374	0.625	1.933	0.367	0.275	0.438	3	V
31501401	●	3/8 - 24 UNF STI	H2	3.157	0.625	1.712	0.323	0.242	0.406	3	Steam Oxide
31501408	●	3/8 - 24 UNF STI	H2	3.157	0.625	1.712	0.323	0.242	0.406	3	V
31501501	●	3/8 - 24 UNF STI	H3	3.157	0.625	1.712	0.323	0.242	0.406	3	Steam Oxide
31501508	●	3/8 - 24 UNF STI	H3	3.157	0.625	1.712	0.323	0.242	0.406	3	V
31501601	●	7/16 - 14 UNC STI	H3	3.594	0.712	1.972	0.429	0.322	0.500	3	Steam Oxide

● Stocked ○ Available Upon Request; MOQ May Apply ▲ Globally Stocked





List 315 (Continued)

EXOTAP® VC-10 V-HL-SFT STI

SPIRAL FLUTE	VC10	S/O	V	C/2.5P	15°	STI	PACKED 1 PIECE
--------------	------	-----	---	--------	-----	-----	-------------------

EDP		Thread Size	Thread Limit	Overall Length	Thread Length	Neck Length	Shank Diameter	Square Width	Square Length	Number of Flutes	Surface Treatment
				L (Inch)	Lc (Inch)	L1 (Inch)	d (Inch)	k (Inch)	lk (Inch)		
31501608	●	7/16 - 14 UNC STI	H3	3.594	0.712	1.972	0.429	0.322	0.500	3	V
31501701	●	7/16 - 14 UNC STI	H4	3.594	0.712	1.972	0.429	0.322	0.500	3	Steam Oxide
31501708	●	7/16 - 14 UNC STI	H4	3.594	0.712	1.972	0.429	0.322	0.500	3	V
31501801	●	7/16 - 20 UNF STI	H3	3.374	0.712	1.933	0.367	0.275	0.438	3	Steam Oxide
31501808	●	7/16 - 20 UNF STI	H3	3.374	0.712	1.933	0.367	0.275	0.438	3	V
31501901	●	7/16 - 20 UNF STI	H4	3.374	0.712	1.933	0.367	0.275	0.438	3	Steam Oxide
31501908	●	7/16 - 20 UNF STI	H4	3.374	0.712	1.933	0.367	0.275	0.438	3	V
31502001	●	1/2 - 13 UNC STI	H3	3.811	0.767	2.125	0.480	0.360	0.563	3	Steam Oxide
31502008	●	1/2 - 13 UNC STI	H3	3.811	0.767	2.125	0.480	0.360	0.563	3	V
31502101	●	1/2 - 13 UNC STI	H4	3.811	0.767	2.125	0.480	0.360	0.563	3	Steam Oxide
31502108	●	1/2 - 13 UNC STI	H4	3.811	0.767	2.125	0.480	0.360	0.563	3	V
31502201	●	1/2 - 20 UNF STI	H3	3.594	0.767	1.972	0.429	0.322	0.500	3	Steam Oxide
31502208	●	1/2 - 20 UNF STI	H3	3.594	0.767	1.972	0.429	0.322	0.500	3	V
31502301	●	1/2 - 20 UNF STI	H4	3.594	0.767	1.972	0.429	0.322	0.500	3	Steam Oxide
31502308	●	1/2 - 20 UNF STI	H4	3.594	0.767	1.972	0.429	0.322	0.500	3	V
31502401	●	9/16 - 12 UNC STI	H3	4.031	0.834	2.165	0.542	0.406	0.625	4	Steam Oxide
31502408	●	9/16 - 12 UNC STI	H3	4.031	0.834	2.165	0.542	0.406	0.625	4	V
31502501	●	9/16 - 12 UNC STI	H4	4.031	0.834	2.165	0.542	0.406	0.625	4	Steam Oxide
31502508	●	9/16 - 12 UNC STI	H4	4.031	0.834	2.165	0.542	0.406	0.625	4	V
31502601	●	9/16 - 18 UNF STI	H3	3.811	0.834	2.125	0.480	0.360	0.563	4	Steam Oxide
31502608	●	9/16 - 18 UNF STI	H3	3.811	0.834	2.125	0.480	0.360	0.563	4	V
31502701	●	9/16 - 18 UNF STI	H4	3.811	0.834	2.125	0.480	0.360	0.563	4	Steam Oxide
31502708	●	9/16 - 18 UNF STI	H4	3.811	0.834	2.125	0.480	0.360	0.563	4	V
31502801	●	5/8 - 11 UNC STI	H3	4.252	0.909	2.433	0.590	0.442	0.688	4	Steam Oxide
31502808	●	5/8 - 11 UNC STI	H3	4.252	0.909	2.433	0.590	0.442	0.688	4	V
31502901	●	5/8 - 11 UNC STI	H4	4.252	0.909	2.433	0.590	0.442	0.688	4	Steam Oxide
31502908	●	5/8 - 11 UNC STI	H4	4.252	0.909	2.433	0.590	0.442	0.688	4	V
31503001	●	5/8 - 18 UNF STI	H3	4.031	0.909	2.165	0.542	0.406	0.625	4	Steam Oxide
31503008	●	5/8 - 18 UNF STI	H3	4.031	0.909	2.165	0.542	0.406	0.625	4	V
31503101	●	5/8 - 18 UNF STI	H4	4.031	0.909	2.165	0.542	0.406	0.625	4	Steam Oxide
31503108	●	5/8 - 18 UNF STI	H4	4.031	0.909	2.165	0.542	0.406	0.625	4	V
31503201	●	3/4 - 10 UNC STI	H3	4.689	1.000	2.653	0.697	0.523	0.750	4	Steam Oxide
31503208	●	3/4 - 10 UNC STI	H3	4.689	1.000	2.653	0.697	0.523	0.750	4	V
31503301	●	3/4 - 10 UNC STI	H5	4.689	1.000	2.653	0.697	0.523	0.750	4	Steam Oxide
31503308	●	3/4 - 10 UNC STI	H5	4.689	1.000	2.653	0.697	0.523	0.750	4	V
31503401	●	3/4 - 16 UNF STI	H3	4.469	1.000	2.433	0.652	0.489	0.688	4	Steam Oxide
31503408	●	3/4 - 16 UNF STI	H3	4.469	1.000	2.433	0.652	0.489	0.688	4	V
31503501	●	3/4 - 16 UNF STI	H4	4.469	1.000	2.433	0.652	0.489	0.688	4	Steam Oxide
31503508	●	3/4 - 16 UNF STI	H4	4.469	1.000	2.433	0.652	0.489	0.688	4	V
31503601	●	7/8 - 9 UNC STI	H3	5.126	1.110	3.110	0.800	0.600	0.813	4	Steam Oxide
31503608	●	7/8 - 9 UNC STI	H3	5.126	1.110	3.110	0.800	0.600	0.813	4	V
31503701	●	7/8 - 9 UNC STI	H5	5.126	1.110	3.110	0.800	0.600	0.813	4	Steam Oxide
31503708	●	7/8 - 9 UNC STI	H5	5.126	1.110	3.110	0.800	0.600	0.813	4	V
31503801	●	7/8 - 14 UNF STI	H3	5.126	1.110	3.110	0.800	0.600	0.813	4	Steam Oxide
31503808	●	7/8 - 14 UNF STI	H3	5.126	1.110	3.110	0.800	0.600	0.813	4	V
31503901	●	7/8 - 14 UNF STI	H4	5.126	1.110	3.110	0.800	0.600	0.813	4	Steam Oxide
31503908	●	7/8 - 14 UNF STI	H4	5.126	1.110	3.110	0.800	0.600	0.813	4	V
31504001	●	1 - 8 UNC STI	H4	5.572	1.251	3.114	1.021	0.766	1.000	4	Steam Oxide

● Stocked ○ Available Upon Request; MOQ May Apply ▲ Globally Stocked



CONTINUED ➔

P					M			K	N		S		H						
Steel					Stainless Steel			Cast Iron	Non-Ferrous		HRSA		Hardened Steel						
Carbon Steel			Alloy Steel	Die Steel	300	400	17-4 PH		Aluminum		Nickel Alloy	Titanium							
Low	Medium	High							6061	Casting			Inconel	6Al4V (30 HRC)	~35 HRC	35-45 HRC	45-50 HRC	50-70 HRC	
1010	1035	1065	4140					6061											
1018	1045		4340					7075											
			15-30 SFM	10-25 SFM															

○ Good ⊗ Best





EXOTAP® VC-10

Ideal for Difficult to Machine Materials

ABOUT OSG

DRILLING

THREADING

MILLING


HOLDERS

INDEX

List 315 (Continued)

EXOTAP® VC-10 V-HL-SFT STI

SPIRAL FLUTE	VC10	S/O	V	C/2.5P	15°	STI	PACKED 1 PIECE
--------------	------	-----	---	--------	-----	-----	-------------------



EDP	Thread Size	Thread Limit	Overall Length			Thread Length			Neck Length			Number of Flutes	Surface Treatment
			L (Inch)	Lc (Inch)	L1 (Inch)	d (Inch)	k (Inch)	Lk (Inch)	d (Inch)	k (Inch)	Lk (Inch)		
31504008	1 - 8 UNC STI	H4	5.572	1.251	3.114	1.021	0.766	1.000	4	V			
31504101	1 - 8 UNC STI	H6	5.572	1.251	3.114	1.021	0.766	1.000	4	Steam Oxide			
31504108	1 - 8 UNC STI	H6	5.572	1.251	3.114	1.021	0.766	1.000	4	V			
31504201	1 - 12 UNF STI	H4	5.437	1.251	3.114	0.896	0.672	0.875	4	Steam Oxide			
31504208	1 - 12 UNF STI	H4	5.437	1.251	3.114	0.896	0.672	0.875	4	V			
31504301	1 - 12 UNF STI	H6	5.437	1.251	3.114	0.896	0.672	0.875	4	Steam Oxide			
31504308	1 - 12 UNF STI	H6	5.437	1.251	3.114	0.896	0.672	0.875	4	V			

● Stocked ○ Available Upon Request; MOQ May Apply ▲ Globally Stocked

EXT

P					M			K	N		S		H				
Steel					Stainless Steel			Cast Iron	Non-Ferrous		HRSA		Hardened Steel				
Carbon Steel			Alloy Steel	Die Steel					Aluminum		Nickel Alloy	Titanium					
Low	Medium	High			300	400	17-4 PH		6061 7075	Casting			Inconel	6Al4V (30 HRC)	~35 HRC	35-45 HRC	45-50 HRC
1010	1035	1065	4140	○													
1018	1045	1065	4340														
			15-30 SFM	10-25 SFM													

○ Good ⊙ Best






List 345STI

EXOTAP® VC-10 SFT STI

SPIRAL FLUTE	VC10	S/O	V	C/2.5P	15°	STI	PACKED 1 PIECE
--------------	------	-----	---	--------	-----	-----	-------------------



EDP	Thread Size	Thread Limit	Overall Length	Thread Length	Neck Length	Shank Diameter	Square Width	Square Length	Number of Flutes	Surface Treatment
			L (mm)	Lc (mm)	L1 (mm)	d (mm)	k (mm)	lk (mm)		
34500101	M2 x 0.4	D2	47.80	12.00	13.90	3.58	2.79	4.76	2	Steam Oxide
34500108	M2 x 0.4	D2	47.80	12.00	13.90	3.58	2.79	4.76	2	V
34500201	M2.5 x 0.45	D2	49.30	4.00	15.90	3.58	2.79	4.76	2	Steam Oxide
34500208	M2.5 x 0.45	D2	49.30	4.00	15.90	3.58	2.79	4.76	2	V
34500301	M3 x 0.5	D2	50.80	5.00	17.60	3.58	2.79	4.76	3	Steam Oxide
34500308	M3 x 0.5	D2	50.80	5.00	17.60	3.58	2.79	4.76	3	V
34500401	M4 x 0.7	D3	60.50	7.00	22.20	4.93	3.86	6.35	3	Steam Oxide
34500408	M4 x 0.7	D3	60.50	7.00	22.20	4.93	3.86	6.35	3	V
34500501	M5 x 0.8	D3	63.50	8.00	25.50	6.48	4.85	7.94	3	Steam Oxide
34500508	M5 x 0.8	D3	63.50	8.00	25.50	6.48	4.85	7.94	3	V
34500601	M6 x 1	D3	69.10	10.00	28.60	8.08	6.05	9.53	3	Steam Oxide
34500608	M6 x 1	D3	69.10	10.00	28.60	8.08	6.05	9.53	3	V
34500701	M8 x 1.25	D3	74.70	12.00	31.80	9.68	7.26	11.11	3	Steam Oxide
34500708	M8 x 1.25	D3	74.70	12.00	31.80	9.68	7.26	11.11	3	V
34500801	M10 x 1.5	D4	85.90	15.00	49.10	9.32	6.99	11.11	3	Steam Oxide
34500808	M10 x 1.5	D4	85.90	15.00	49.10	9.32	6.99	11.11	3	V
34500901	M12 x 1.75	D4	91.30	17.00	5.10	10.90	8.18	12.70	3	Steam Oxide
34500908	M12 x 1.75	D4	91.30	17.00	5.10	10.90	8.18	12.70	3	V
34501001	M14 x 2	D5	102.40	20.00	55.00	13.77	10.31	15.88	4	Steam Oxide
34501008	M14 x 2	D5	102.40	20.00	55.00	13.77	10.31	15.88	4	V
34501101	M16 x 2	D5	108.00	20.00	61.80	14.99	11.23	17.46	4	Steam Oxide
34501108	M16 x 2	D5	108.00	20.00	61.80	14.99	11.23	17.46	4	V
34501201	M18 x 2.5	D5	119.10	25.00	67.40	17.70	13.28	19.05	4	Steam Oxide
34501208	M18 x 2.5	D5	119.10	25.00	67.40	17.70	13.28	19.05	4	V
34501301	M20 x 2.5	D5	124.60	25.00	68.40	19.30	14.48	19.05	4	Steam Oxide
34501308	M20 x 2.5	D5	124.60	25.00	68.40	19.30	14.48	19.05	4	V
34501401	M22 x 2.5	D5	130.20	25.00	76.50	20.32	15.24	20.64	4	Steam Oxide
34501408	M22 x 2.5	D5	130.20	25.00	76.50	20.32	15.24	20.64	4	V
34501501	M24 x 3	D6	138.10	30.00	79.10	22.76	17.07	22.23	4	Steam Oxide
34501508	M24 x 3	D6	138.10	30.00	79.10	22.76	17.07	22.23	4	V

● Stocked ○ Available Upon Request; MOQ May Apply ▲ Globally Stocked



P					M			K	N		S		H						
Steel					Stainless Steel			Cast Iron	Non-Ferrous		HRSA		Hardened Steel						
Carbon Steel			Alloy Steel	Die Steel	300	400	17-4 PH		Aluminum		Nickel Alloy	Titanium	Hardened Steel						
Low	Medium	High							6061	7075			Casting	Inconel	6Al4V (30 HRC)	~35 HRC	35-45 HRC	45-50 HRC	50-70 HRC
1010	1035	1065	4140	4340															
1018	1045																		
			15-30 SFM	10-25 SFM		12-45 SFM	8-20 SFM					8-15 SFM	8-15 SFM	15-35 SFM	10-20 SFM				


○ Good ⊙ Best





List 302

EXOTAP® VA-3 SFT STI



EDP	Thread Size	Thread Limit	Chamfer Type	Overall Length	Thread Length	Neck Length	Shank Diameter	Square Width	Square Length	Number of Flutes	Surface Treatment
				L (Inch)	Lc (Inch)	L1 (Inch)	d (Inch)	k (Inch)	lk (Inch)		
0144701	● No. 2 - 56 UNC STI	H2	Bottom (1.5P)	1.882	0.176	0.565	0.141	0.110	0.188	2	Steam Oxide
0144708	● No. 2 - 56 UNC STI	H2	Bottom (1.5P)	1.882	0.176	0.565	0.141	0.110	0.188	2	V
1713501	● No. 2 - 56 UNC STI	H2	Modified Bottom (2.5P)	1.882	0.176	0.565	0.141	0.110	0.188	2	Steam Oxide
30200101	● No. 3 - 48 UNC STI	H2	Bottom (1.5P)	1.941	0.209	0.626	0.141	0.110	0.188	2	Steam Oxide
30200108	● No. 3 - 48 UNC STI	H2	Bottom (1.5P)	1.941	0.209	0.626	0.141	0.110	0.188	2	V
0144801	● No. 4 - 40 UNC STI	H2	Bottom (1.5P)	2.000	0.252	0.689	0.141	0.110	0.188	3	Steam Oxide
0144808	● No. 4 - 40 UNC STI	H2	Bottom (1.5P)	2.000	0.252	0.689	0.141	0.110	0.188	3	V
1713601	● No. 4 - 40 UNC STI	H2	Modified Bottom (2.5P)	2.000	0.252	0.689	0.141	0.110	0.188	3	Steam Oxide
30200201	● No. 4 - 48 UNF STI	H2	Bottom (1.5P)	2.000	0.252	0.689	0.141	0.110	0.188	3	Steam Oxide
30200208	● No. 4 - 48 UNF STI	H2	Bottom (1.5P)	2.000	0.252	0.689	0.141	0.110	0.188	3	V
0144901	● No. 6 - 32 UNC STI	H2	Bottom (1.5P)	2.382	0.313	0.876	0.194	0.152	0.250	3	Steam Oxide
0144908	● No. 6 - 32 UNC STI	H2	Bottom (1.5P)	2.382	0.313	0.876	0.194	0.152	0.250	3	V
1713701	● No. 6 - 32 UNC STI	H2	Modified Bottom (2.5P)	2.382	0.313	0.876	0.194	0.152	0.250	3	Steam Oxide
0145001	● No. 6 - 32 UNC STI	H3	Bottom (1.5P)	2.382	0.313	0.876	0.194	0.152	0.250	3	Steam Oxide
0145008	● No. 6 - 32 UNC STI	H3	Bottom (1.5P)	2.382	0.313	0.876	0.194	0.152	0.250	3	V
1713801	● No. 6 - 32 UNC STI	H3	Modified Bottom (2.5P)	2.382	0.313	0.876	0.194	0.152	0.250	3	Steam Oxide
0145101	● No. 6 - 40 UNF STI	H2	Bottom (1.5P)	2.130	0.313	0.754	0.168	0.131	0.250	3	Steam Oxide
0145108	● No. 6 - 40 UNF STI	H2	Bottom (1.5P)	2.130	0.313	0.754	0.168	0.131	0.250	3	V
30200301	● No. 6 - 40 UNF STI	H2	Modified Bottom (2.5P)	2.130	0.313	0.754	0.168	0.131	0.250	3	Steam Oxide
30200308	● No. 6 - 40 UNF STI	H2	Modified Bottom (2.5P)	2.130	0.313	0.754	0.168	0.131	0.250	3	V
0145201	● No. 8 - 32 UNC STI	H2	Bottom (1.5P)	2.382	0.311	0.937	0.220	0.165	0.281	3	Steam Oxide
0145208	● No. 8 - 32 UNC STI	H2	Bottom (1.5P)	2.382	0.311	0.937	0.220	0.165	0.281	3	V
1713901	● No. 8 - 32 UNC STI	H2	Modified Bottom (2.5P)	2.382	0.311	0.937	0.220	0.165	0.281	3	Steam Oxide
0145301	● No. 8 - 32 UNC STI	H3	Bottom (1.5P)	2.382	0.311	0.937	0.220	0.165	0.281	3	Steam Oxide
0145308	● No. 8 - 32 UNC STI	H3	Bottom (1.5P)	2.382	0.311	0.937	0.220	0.165	0.281	3	V
1714001	● No. 8 - 32 UNC STI	H3	Modified Bottom (2.5P)	2.382	0.311	0.937	0.220	0.165	0.281	3	Steam Oxide
0145401	● No. 8 - 32 UNC STI	H4	Bottom (1.5P)	2.382	0.311	0.937	0.220	0.165	0.281	3	Steam Oxide
0145408	● No. 8 - 32 UNC STI	H4	Bottom (1.5P)	2.382	0.311	0.937	0.220	0.165	0.281	3	V
30200401	● No. 8 - 32 UNC STI	H4	Modified Bottom (2.5P)	2.382	0.311	0.937	0.220	0.165	0.281	3	Steam Oxide
30200408	● No. 8 - 32 UNC STI	H4	Modified Bottom (2.5P)	2.382	0.311	0.937	0.220	0.165	0.281	3	V
30200501	● No. 8 - 36 UNF STI	H2	Bottom (1.5P)	2.382	0.311	0.937	0.220	0.165	0.281	3	Steam Oxide
30200508	● No. 8 - 36 UNF STI	H2	Bottom (1.5P)	2.382	0.311	0.937	0.220	0.165	0.281	3	V
0145501	● No. 10 - 24 UNC STI	H2	Bottom (1.5P)	2.500	0.418	1.000	0.255	0.191	0.313	3	Steam Oxide
0145508	● No. 10 - 24 UNC STI	H2	Bottom (1.5P)	2.500	0.418	1.000	0.255	0.191	0.313	3	V
30200701	● No. 10 - 24 UNC STI	H2	Modified Bottom (2.5P)	2.500	0.418	1.000	0.255	0.191	0.313	3	Steam Oxide
30200708	● No. 10 - 24 UNC STI	H2	Modified Bottom (2.5P)	2.500	0.418	1.000	0.255	0.191	0.313	3	V
0145601	● No. 10 - 24 UNC STI	H3	Bottom (1.5P)	2.500	0.418	1.000	0.255	0.191	0.313	3	Steam Oxide
0145608	● No. 10 - 24 UNC STI	H3	Bottom (1.5P)	2.500	0.418	1.000	0.255	0.191	0.313	3	V
30200801	● No. 10 - 24 UNC STI	H3	Modified Bottom (2.5P)	2.500	0.418	1.000	0.255	0.191	0.313	3	Steam Oxide
30200808	● No. 10 - 24 UNC STI	H3	Modified Bottom (2.5P)	2.500	0.418	1.000	0.255	0.191	0.313	3	V
0145701	● No. 10 - 32 UNF STI	H2	Bottom (1.5P)	2.500	0.419	1.001	0.255	0.191	0.313	3	Steam Oxide
0145708	● No. 10 - 32 UNF STI	H2	Bottom (1.5P)	2.500	0.419	1.001	0.255	0.191	0.313	3	V
1714101	● No. 10 - 32 UNF STI	H2	Modified Bottom (2.5P)	2.500	0.419	1.001	0.255	0.191	0.313	3	Steam Oxide
0145801	● No. 10 - 32 UNF STI	H3	Bottom (1.5P)	2.500	0.419	1.001	0.255	0.191	0.313	3	Steam Oxide
0145808	● No. 10 - 32 UNF STI	H3	Bottom (1.5P)	2.500	0.419	1.001	0.255	0.191	0.313	3	V
1714201	● No. 10 - 32 UNF STI	H3	Modified Bottom (2.5P)	2.500	0.419	1.001	0.255	0.191	0.313	3	Steam Oxide
0145901	● No. 10 - 32 UNF STI	H4	Bottom (1.5P)	2.500	0.419	1.001	0.255	0.191	0.313	3	Steam Oxide
0145908	● No. 10 - 32 UNF STI	H4	Bottom (1.5P)	2.500	0.419	1.001	0.255	0.191	0.313	3	V
0146001	● 1/4 - 20 UNC STI	H2	Bottom (1.5P)	2.720	0.500	1.126	0.318	0.238	0.375	3	Steam Oxide
0146008	● 1/4 - 20 UNC STI	H2	Bottom (1.5P)	2.720	0.500	1.126	0.318	0.238	0.375	3	V
30201001	● 1/4 - 20 UNC STI	H2	Modified Bottom (2.5P)	2.720	0.500	1.126	0.318	0.238	0.375	3	Steam Oxide
30201008	● 1/4 - 20 UNC STI	H2	Modified Bottom (2.5P)	2.720	0.500	1.126	0.318	0.238	0.375	3	V
0146101	● 1/4 - 20 UNC STI	H3	Bottom (1.5P)	2.720	0.500	1.126	0.318	0.238	0.375	3	Steam Oxide

● Stocked ○ Available Upon Request; MOQ May Apply ▲ Globally Stocked





List 302 (Continued)

EXOTAP® VA-3 SFT STI, Spiral Fluted

SPIRAL FLUTE	HSSE	S/O	V	C/1.5P	C/2.5P	45°	STI	PACKED 1 PIECE
--------------	------	-----	---	--------	--------	-----	-----	-------------------

EDP		Thread Size	Thread Limit	Chamfer Type	Overall Length	Thread Length	Neck Length	Shank Diameter	Square Width	Square Length	Number of Flutes	Surface Treatment
					L (Inch)	Lc (Inch)	L1 (Inch)	d (Inch)	k (Inch)	lk (Inch)		
0146108	●	1/4 - 20 UNC STI	H3	Bottom (1.5P)	2.720	0.500	1.126	0.318	0.238	0.375	3	V
30201101	●	1/4 - 20 UNC STI	H3	Modified Bottom (2.5P)	2.720	0.500	1.126	0.318	0.238	0.375	3	Steam Oxide
30201108	●	1/4 - 20 UNC STI	H3	Modified Bottom (2.5P)	2.720	0.500	1.126	0.318	0.238	0.375	3	V
0146201	●	1/4 - 28 UNF STI	H2	Bottom (1.5P)	2.720	0.500	1.126	0.318	0.238	0.375	3	Steam Oxide
0146208	●	1/4 - 28 UNF STI	H2	Bottom (1.5P)	2.720	0.500	1.126	0.318	0.238	0.375	3	V
1714301	●	1/4 - 28 UNF STI	H2	Modified Bottom (2.5P)	2.720	0.500	1.126	0.318	0.238	0.375	3	Steam Oxide
0146301	●	1/4 - 28 UNF STI	H3	Bottom (1.5P)	2.720	0.500	1.126	0.318	0.238	0.375	3	Steam Oxide
0146308	●	1/4 - 28 UNF STI	H3	Bottom (1.5P)	2.720	0.500	1.126	0.318	0.238	0.375	3	V
1714401	●	1/4 - 28 UNF STI	H3	Modified Bottom (2.5P)	2.720	0.500	1.126	0.318	0.238	0.375	3	Steam Oxide
0146401	●	5/16 - 18 UNC STI	H3	Bottom (1.5P)	2.941	0.555	1.252	0.381	0.286	0.438	3	Steam Oxide
0146408	●	5/16 - 18 UNC STI	H3	Bottom (1.5P)	2.941	0.555	1.252	0.381	0.286	0.438	3	V
30201201	●	5/16 - 18 UNC STI	H3	Modified Bottom (2.5P)	2.941	0.555	1.252	0.381	0.286	0.438	3	Steam Oxide
30201208	●	5/16 - 18 UNC STI	H3	Modified Bottom (2.5P)	2.941	0.555	1.252	0.381	0.286	0.438	3	V
0146501	●	5/16 - 18 UNC STI	H4	Bottom (1.5P)	2.941	0.555	1.252	0.381	0.286	0.438	3	Steam Oxide
0146508	●	5/16 - 18 UNC STI	H4	Bottom (1.5P)	2.941	0.555	1.252	0.381	0.286	0.438	3	V
30201301	●	5/16 - 18 UNC STI	H4	Modified Bottom (2.5P)	2.941	0.555	1.252	0.381	0.286	0.438	3	Steam Oxide
30201308	●	5/16 - 18 UNC STI	H4	Modified Bottom (2.5P)	2.941	0.555	1.252	0.381	0.286	0.438	3	V
0146601	●	5/16 - 24 UNF STI	H2	Bottom (1.5P)	2.941	0.555	1.252	0.381	0.286	0.438	3	Steam Oxide
0146608	●	5/16 - 24 UNF STI	H2	Bottom (1.5P)	2.941	0.555	1.252	0.381	0.286	0.438	3	V
1714501	●	5/16 - 24 UNF STI	H2	Modified Bottom (2.5P)	2.941	0.555	1.252	0.381	0.286	0.438	3	Steam Oxide
0146701	●	5/16 - 24 UNF STI	H3	Bottom (1.5P)	2.941	0.555	1.252	0.381	0.286	0.438	3	Steam Oxide
0146708	●	5/16 - 24 UNF STI	H3	Bottom (1.5P)	2.941	0.555	1.252	0.381	0.286	0.438	3	V
30201401	●	5/16 - 24 UNF STI	H3	Modified Bottom (2.5P)	2.941	0.555	1.252	0.381	0.286	0.438	3	Steam Oxide
30201408	●	5/16 - 24 UNF STI	H3	Modified Bottom (2.5P)	2.941	0.555	1.252	0.381	0.286	0.438	3	V
0146801	●	3/8 - 16 UNC STI	H3	Bottom (1.5P)	3.382	0.626	1.933	0.367	0.275	0.438	3	Steam Oxide
0146808	●	3/8 - 16 UNC STI	H3	Bottom (1.5P)	3.382	0.626	1.933	0.367	0.275	0.438	3	V
30201501	●	3/8 - 16 UNC STI	H3	Modified Bottom (2.5P)	3.382	0.626	1.933	0.367	0.275	0.438	3	Steam Oxide
30201508	●	3/8 - 16 UNC STI	H3	Modified Bottom (2.5P)	3.382	0.626	1.933	0.367	0.275	0.438	3	V
0146901	●	3/8 - 16 UNC STI	H4	Bottom (1.5P)	3.382	0.626	1.933	0.367	0.275	0.438	3	Steam Oxide
0146908	●	3/8 - 16 UNC STI	H4	Bottom (1.5P)	3.382	0.626	1.933	0.367	0.275	0.438	3	V
30201601	●	3/8 - 16 UNC STI	H4	Modified Bottom (2.5P)	3.382	0.626	1.933	0.367	0.275	0.438	3	Steam Oxide
30201608	●	3/8 - 16 UNC STI	H4	Modified Bottom (2.5P)	3.382	0.626	1.933	0.367	0.275	0.438	3	V
0147001	●	3/8 - 24 UNF STI	H2	Bottom (1.5P)	3.161	0.626	1.713	0.323	0.242	0.406	3	Steam Oxide
0147008	●	3/8 - 24 UNF STI	H2	Bottom (1.5P)	3.161	0.626	1.713	0.323	0.242	0.406	3	V
30201701	●	3/8 - 24 UNF STI	H2	Modified Bottom (2.5P)	3.161	0.626	1.713	0.323	0.242	0.406	3	Steam Oxide
30201708	●	3/8 - 24 UNF STI	H2	Modified Bottom (2.5P)	3.161	0.626	1.713	0.323	0.242	0.406	3	V
0147101	●	3/8 - 24 UNF STI	H3	Bottom (1.5P)	3.161	0.626	1.713	0.323	0.242	0.406	3	Steam Oxide
0147108	●	3/8 - 24 UNF STI	H3	Bottom (1.5P)	3.161	0.626	1.713	0.323	0.242	0.406	3	V
30201801	●	3/8 - 24 UNF STI	H3	Modified Bottom (2.5P)	3.161	0.626	1.713	0.323	0.242	0.406	3	Steam Oxide
30201808	●	3/8 - 24 UNF STI	H3	Modified Bottom (2.5P)	3.161	0.626	1.713	0.323	0.242	0.406	3	V
0147201	●	7/16 - 14 UNC STI	H3	Bottom (1.5P)	3.591	0.713	1.972	0.429	0.322	0.500	3	Steam Oxide
0147208	●	7/16 - 14 UNC STI	H3	Bottom (1.5P)	3.591	0.713	1.972	0.429	0.322	0.500	3	V
30201901	●	7/16 - 14 UNC STI	H3	Modified Bottom (2.5P)	3.591	0.713	1.972	0.429	0.322	0.500	3	Steam Oxide
30201908	●	7/16 - 14 UNC STI	H3	Modified Bottom (2.5P)	3.591	0.713	1.972	0.429	0.322	0.500	3	V
0147301	●	7/16 - 14 UNC STI	H4	Bottom (1.5P)	3.591	0.713	1.972	0.429	0.322	0.500	3	Steam Oxide
0147308	●	7/16 - 14 UNC STI	H4	Bottom (1.5P)	3.591	0.713	1.972	0.429	0.322	0.500	3	V
30202101	●	7/16 - 14 UNC STI	H4	Modified Bottom (2.5P)	3.591	0.713	1.972	0.429	0.322	0.500	3	Steam Oxide
30202108	●	7/16 - 14 UNC STI	H4	Modified Bottom (2.5P)	3.591	0.713	1.972	0.429	0.322	0.500	3	V

● Stocked ○ Available Upon Request; MOQ May Apply ▲ Globally Stocked



CONTINUED ➔

P					M			K	N		S		H			
Steel					Stainless Steel			Cast Iron	Non-Ferrous		HRSA		Hardened Steel			
Carbon Steel			Alloy Steel	Die Steel	300	400	17-4 PH		Aluminum		Nickel Alloy	Titanium	~35 HRC	35-45 HRC	45-50 HRC	50-70 HRC
Low	Medium	High							6061	7075						
1010	1035	1065	4140													
1018	1045		4340													
○	○	○			○	○	○									
25-80 SFM	20-50 SFM	20-45 SFM			20-45 SFM	20-45 SFM	8-20 SFM									

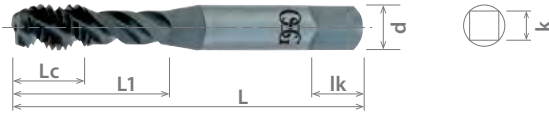
○ Good ○ Best





List 302 (Continued)

EXOTAP® VA-3 SFT STI, Spiral Fluted



ABOUT OSG

DRILLING

THREADING

MILLING

HOLDERS

INDEX

EDP	Thread Size	Thread Limit	Chamfer Type	Overall Length	Thread Length	Neck Length	Shank Diameter	Square Width	Square Length	Number of Flutes	Surface Treatment
				L (Inch)	Lc (Inch)	L1 (Inch)	d (Inch)	k (Inch)	lk (Inch)		
0147401	7/16 - 20 UNF STI	H3	Bottom (1.5P)	3.382	0.713	1.933	0.367	0.275	0.438	3	Steam Oxide
0147408	7/16 - 20 UNF STI	H3	Bottom (1.5P)	3.382	0.713	1.933	0.367	0.275	0.438	3	V
30202201	7/16 - 20 UNF STI	H3	Modified Bottom (2.5P)	3.382	0.713	1.933	0.367	0.275	0.438	3	Steam Oxide
30202208	7/16 - 20 UNF STI	H3	Modified Bottom (2.5P)	3.382	0.713	1.933	0.367	0.275	0.438	3	V
0147501	7/16 - 20 UNF STI	H4	Bottom (1.5P)	3.382	0.713	1.933	0.367	0.275	0.438	3	Steam Oxide
0147508	7/16 - 20 UNF STI	H4	Bottom (1.5P)	3.382	0.713	1.933	0.367	0.275	0.438	3	V
30202301	7/16 - 20 UNF STI	H4	Modified Bottom (2.5P)	3.382	0.713	1.933	0.367	0.275	0.438	3	Steam Oxide
30202308	7/16 - 20 UNF STI	H4	Modified Bottom (2.5P)	3.382	0.713	1.933	0.367	0.275	0.438	3	V
0147601	1/2 - 13 UNC STI	H3	Bottom (1.5P)	3.811	0.768	2.126	0.480	0.360	0.563	4	Steam Oxide
0147608	1/2 - 13 UNC STI	H3	Bottom (1.5P)	3.811	0.768	2.126	0.480	0.360	0.563	4	V
30202401	1/2 - 13 UNC STI	H3	Modified Bottom (2.5P)	3.811	0.768	2.126	0.480	0.360	0.563	4	Steam Oxide
30202408	1/2 - 13 UNC STI	H3	Modified Bottom (2.5P)	3.811	0.768	2.126	0.480	0.360	0.563	4	V
0147701	1/2 - 13 UNC STI	H4	Bottom (1.5P)	3.811	0.768	2.126	0.480	0.360	0.563	4	Steam Oxide
0147708	1/2 - 13 UNC STI	H4	Bottom (1.5P)	3.811	0.768	2.126	0.480	0.360	0.563	4	V
30202501	1/2 - 13 UNC STI	H4	Modified Bottom (2.5P)	3.811	0.768	2.126	0.480	0.360	0.563	4	Steam Oxide
30202508	1/2 - 13 UNC STI	H4	Modified Bottom (2.5P)	3.811	0.768	2.126	0.480	0.360	0.563	4	V
0147801	1/2 - 20 UNF STI	H3	Bottom (1.5P)	3.591	0.768	1.972	0.429	0.322	0.500	4	Steam Oxide
0147808	1/2 - 20 UNF STI	H3	Bottom (1.5P)	3.591	0.768	1.972	0.429	0.322	0.500	4	V
30202601	1/2 - 20 UNF STI	H3	Modified Bottom (2.5P)	3.591	0.768	1.972	0.429	0.322	0.500	4	Steam Oxide
30202608	1/2 - 20 UNF STI	H3	Modified Bottom (2.5P)	3.591	0.768	1.972	0.429	0.322	0.500	4	V
0147901	1/2 - 20 UNF STI	H4	Bottom (1.5P)	3.591	0.768	1.972	0.429	0.322	0.500	4	Steam Oxide
0147908	1/2 - 20 UNF STI	H4	Bottom (1.5P)	3.591	0.768	1.972	0.429	0.322	0.500	4	V
30202701	1/2 - 20 UNF STI	H4	Modified Bottom (2.5P)	3.591	0.768	1.972	0.429	0.322	0.500	4	Steam Oxide
30202708	1/2 - 20 UNF STI	H4	Modified Bottom (2.5P)	3.591	0.768	1.972	0.429	0.322	0.500	4	V
30202901	9/16 - 12 UNC STI	H3	Bottom (1.5P)	4.031	0.835	2.126	0.542	0.406	0.625	4	Steam Oxide
30202908	9/16 - 12 UNC STI	H3	Bottom (1.5P)	4.031	0.835	2.126	0.542	0.406	0.625	4	V
30202801	9/16 - 12 UNC STI	H3	Modified Bottom (2.5P)	4.031	0.835	2.126	0.542	0.406	0.625	4	Steam Oxide
30202808	9/16 - 12 UNC STI	H3	Modified Bottom (2.5P)	4.031	0.835	2.126	0.542	0.406	0.625	4	V
30203201	9/16 - 12 UNC STI	H4	Bottom (1.5P)	4.031	0.835	2.126	0.542	0.406	0.625	4	Steam Oxide
30203208	9/16 - 12 UNC STI	H4	Bottom (1.5P)	4.031	0.835	2.126	0.542	0.406	0.625	4	V
30203101	9/16 - 12 UNC STI	H4	Modified Bottom (2.5P)	4.031	0.835	2.126	0.542	0.406	0.625	4	Steam Oxide
30203108	9/16 - 12 UNC STI	H4	Modified Bottom (2.5P)	4.031	0.835	2.126	0.542	0.406	0.625	4	V
0148001	9/16 - 18 UNF STI	H3	Bottom (1.5P)	3.810	0.835	2.126	0.480	0.360	0.563	4	Steam Oxide
0148008	9/16 - 18 UNF STI	H3	Bottom (1.5P)	3.810	0.835	2.126	0.480	0.360	0.563	4	V
30203301	9/16 - 18 UNF STI	H3	Modified Bottom (2.5P)	3.810	0.835	2.126	0.480	0.360	0.563	4	Steam Oxide
30203308	9/16 - 18 UNF STI	H3	Modified Bottom (2.5P)	3.810	0.835	2.126	0.480	0.360	0.563	4	V
30203501	9/16 - 18 UNF STI	H4	Bottom (1.5P)	3.810	0.835	2.126	0.480	0.360	0.563	4	Steam Oxide
30203508	9/16 - 18 UNF STI	H4	Bottom (1.5P)	3.810	0.835	2.126	0.480	0.360	0.563	4	V
30203401	9/16 - 18 UNF STI	H4	Modified Bottom (2.5P)	3.810	0.835	2.126	0.480	0.360	0.563	4	Steam Oxide
30203408	9/16 - 18 UNF STI	H4	Modified Bottom (2.5P)	3.810	0.835	2.126	0.480	0.360	0.563	4	V
30203701	5/8 - 11 UNC STI	H3	Bottom (1.5P)	4.252	0.909	2.433	0.590	0.442	0.688	4	Steam Oxide
30203708	5/8 - 11 UNC STI	H3	Bottom (1.5P)	4.252	0.909	2.433	0.590	0.442	0.688	4	V
30203601	5/8 - 11 UNC STI	H3	Modified Bottom (2.5P)	4.252	0.909	2.433	0.590	0.442	0.688	4	Steam Oxide
30203608	5/8 - 11 UNC STI	H3	Modified Bottom (2.5P)	4.252	0.909	2.433	0.590	0.442	0.688	4	V
30203901	5/8 - 11 UNC STI	H4	Bottom (1.5P)	4.252	0.909	2.433	0.590	0.442	0.688	4	Steam Oxide
30203908	5/8 - 11 UNC STI	H4	Bottom (1.5P)	4.252	0.909	2.433	0.590	0.442	0.688	4	V
30203801	5/8 - 11 UNC STI	H4	Modified Bottom (2.5P)	4.252	0.909	2.433	0.590	0.442	0.688	4	Steam Oxide
30203808	5/8 - 11 UNC STI	H4	Modified Bottom (2.5P)	4.252	0.909	2.433	0.590	0.442	0.688	4	V
0148101	5/8 - 18 UNF STI	H3	Bottom (1.5P)	4.031	0.909	2.165	0.542	0.406	0.625	4	Steam Oxide
0148108	5/8 - 18 UNF STI	H3	Bottom (1.5P)	4.031	0.909	2.165	0.542	0.406	0.625	4	V
30204101	5/8 - 18 UNF STI	H3	Modified Bottom (2.5P)	4.031	0.909	2.165	0.542	0.406	0.625	4	Steam Oxide
30204108	5/8 - 18 UNF STI	H3	Modified Bottom (2.5P)	4.031	0.909	2.165	0.542	0.406	0.625	4	V
30204301	5/8 - 18 UNF STI	H4	Bottom (1.5P)	4.031	0.909	2.165	0.542	0.406	0.625	4	Steam Oxide

● Stocked ○ Available Upon Request; MOQ May Apply ▲ Globally Stocked





List 302 (Continued)

EXOTAP® VA-3 SFT STI, Spiral Fluted

	HSSE						STI	PACKED 1 PIECE
--	------	--	--	--	--	--	-----	-------------------

EDP	Thread Size	Thread Limit	Chamfer Type	Overall Length	Thread Length	Neck Length	Shank Diameter	Square Width	Square Length	Number of Flutes	Surface Treatment
				L (Inch)	Lc (Inch)	L1 (Inch)	d (Inch)	k (Inch)	lk (Inch)		
30204308	5/8 - 18 UNF STI	H4	Bottom (1.5P)	4.031	0.909	2.165	0.542	0.406	0.625	4	V
30204201	5/8 - 18 UNF STI	H4	Modified Bottom (2.5P)	4.031	0.909	2.165	0.542	0.406	0.625	4	Steam Oxide
30204208	5/8 - 18 UNF STI	H4	Modified Bottom (2.5P)	4.031	0.909	2.165	0.542	0.406	0.625	4	V
30204501	3/4 - 10 UNC STI	H3	Bottom (1.5P)	4.689	1.000	2.654	0.697	0.523	0.750	4	Steam Oxide
30204508	3/4 - 10 UNC STI	H3	Bottom (1.5P)	4.689	1.000	2.654	0.697	0.523	0.750	4	V
30204401	3/4 - 10 UNC STI	H3	Modified Bottom (2.5P)	4.689	1.000	2.654	0.697	0.523	0.750	4	Steam Oxide
30204408	3/4 - 10 UNC STI	H3	Modified Bottom (2.5P)	4.689	1.000	2.654	0.697	0.523	0.750	4	V
30204701	3/4 - 10 UNC STI	H5	Bottom (1.5P)	4.689	1.000	2.654	0.697	0.523	0.750	4	Steam Oxide
30204708	3/4 - 10 UNC STI	H5	Bottom (1.5P)	4.689	1.000	2.654	0.697	0.523	0.750	4	V
30204601	3/4 - 10 UNC STI	H5	Modified Bottom (2.5P)	4.689	1.000	2.654	0.697	0.523	0.750	4	Steam Oxide
30204608	3/4 - 10 UNC STI	H5	Modified Bottom (2.5P)	4.689	1.000	2.654	0.697	0.523	0.750	4	V
30204901	3/4 - 16 UNF STI	H3	Bottom (1.5P)	4.467	1.000	2.433	0.652	0.489	0.688	4	Steam Oxide
30204908	3/4 - 16 UNF STI	H3	Bottom (1.5P)	4.467	1.000	2.433	0.652	0.489	0.688	4	V
30204801	3/4 - 16 UNF STI	H3	Modified Bottom (2.5P)	4.467	1.000	2.433	0.652	0.489	0.688	4	Steam Oxide
30204808	3/4 - 16 UNF STI	H3	Modified Bottom (2.5P)	4.467	1.000	2.433	0.652	0.489	0.688	4	V
0148201	3/4 - 16 UNF STI	H4	Bottom (1.5P)	4.467	1.000	2.433	0.652	0.489	0.688	4	Steam Oxide
0148208	3/4 - 16 UNF STI	H4	Bottom (1.5P)	4.467	1.000	2.433	0.652	0.489	0.688	4	V
30205101	3/4 - 16 UNF STI	H4	Modified Bottom (2.5P)	4.467	1.000	2.433	0.652	0.489	0.688	4	Steam Oxide
30205108	3/4 - 16 UNF STI	H4	Modified Bottom (2.5P)	4.467	1.000	2.433	0.652	0.489	0.688	4	V
30205301	7/8 - 9 UNC STI	H3	Bottom (1.5P)	5.130	1.110	3.012	0.800	0.600	0.813	4	Steam Oxide
30205308	7/8 - 9 UNC STI	H3	Bottom (1.5P)	5.130	1.110	3.012	0.800	0.600	0.813	4	V
30205201	7/8 - 9 UNC STI	H3	Modified Bottom (2.5P)	5.130	1.110	3.012	0.800	0.600	0.813	4	Steam Oxide
30205208	7/8 - 9 UNC STI	H3	Modified Bottom (2.5P)	5.130	1.110	3.012	0.800	0.600	0.813	4	V
30205501	7/8 - 9 UNC STI	H5	Bottom (1.5P)	5.130	1.110	3.012	0.800	0.600	0.813	4	Steam Oxide
30205508	7/8 - 9 UNC STI	H5	Bottom (1.5P)	5.130	1.110	3.012	0.800	0.600	0.813	4	V
30205401	7/8 - 9 UNC STI	H5	Modified Bottom (2.5P)	5.130	1.110	3.012	0.800	0.600	0.813	4	Steam Oxide
30205408	7/8 - 9 UNC STI	H5	Modified Bottom (2.5P)	5.130	1.110	3.012	0.800	0.600	0.813	4	V
30205701	7/8 - 14 UNF STI	H3	Bottom (1.5P)	5.130	1.110	3.012	0.800	0.600	0.813	4	Steam Oxide
30205708	7/8 - 14 UNF STI	H3	Bottom (1.5P)	5.130	1.110	3.012	0.800	0.600	0.813	4	V
30205601	7/8 - 14 UNF STI	H3	Modified Bottom (2.5P)	5.130	1.110	3.012	0.800	0.600	0.813	4	Steam Oxide
30205608	7/8 - 14 UNF STI	H3	Modified Bottom (2.5P)	5.130	1.110	3.012	0.800	0.600	0.813	4	V
0148301	7/8 - 14 UNF STI	H4	Bottom (1.5P)	5.130	1.110	3.012	0.800	0.600	0.813	4	Steam Oxide
0148308	7/8 - 14 UNF STI	H4	Bottom (1.5P)	5.130	1.110	3.012	0.800	0.600	0.813	4	V
30205901	7/8 - 14 UNF STI	H4	Modified Bottom (2.5P)	5.130	1.110	3.012	0.800	0.600	0.813	4	Steam Oxide
30205908	7/8 - 14 UNF STI	H4	Modified Bottom (2.5P)	5.130	1.110	3.012	0.800	0.600	0.813	4	V
30206301	1 - 8 UNC STI	H4	Bottom (1.5P)	5.752	1.252	3.075	1.021	0.766	1.000	4	Steam Oxide
30206308	1 - 8 UNC STI	H4	Bottom (1.5P)	5.752	1.252	3.075	1.021	0.766	1.000	4	V
30206201	1 - 8 UNC STI	H4	Modified Bottom (2.5P)	5.752	1.252	3.075	1.021	0.766	1.000	4	Steam Oxide
30206208	1 - 8 UNC STI	H4	Modified Bottom (2.5P)	5.752	1.252	3.075	1.021	0.766	1.000	4	V
30206501	1 - 8 UNC STI	H6	Bottom (1.5P)	5.752	1.252	3.075	1.021	0.766	1.000	4	Steam Oxide
30206508	1 - 8 UNC STI	H6	Bottom (1.5P)	5.752	1.252	3.075	1.021	0.766	1.000	4	V
30206401	1 - 8 UNC STI	H6	Modified Bottom (2.5P)	5.752	1.252	3.075	1.021	0.766	1.000	4	Steam Oxide
30206408	1 - 8 UNC STI	H6	Modified Bottom (2.5P)	5.752	1.252	3.075	1.021	0.766	1.000	4	V
30206701	1 - 12 UNF STI	H4	Bottom (1.5P)	5.441	1.252	3.075	0.896	0.672	0.875	4	Steam Oxide
30206708	1 - 12 UNF STI	H4	Bottom (1.5P)	5.441	1.252	3.075	0.896	0.672	0.875	4	V
30206601	1 - 12 UNF STI	H4	Modified Bottom (2.5P)	5.441	1.252	3.075	0.896	0.672	0.875	4	Steam Oxide
30206608	1 - 12 UNF STI	H4	Modified Bottom (2.5P)	5.441	1.252	3.075	0.896	0.672	0.875	4	V
30206901	1 - 12 UNF STI	H6	Bottom (1.5P)	5.441	1.252	3.075	0.896	0.672	0.875	4	Steam Oxide

● Stocked ○ Available Upon Request; MOQ May Apply ▲ Globally Stocked



CONTINUED ➔

P					M			K	N		S		H			
Steel					Stainless Steel			Cast Iron	Non-Ferrous		HRSA		Hardened Steel			
Carbon Steel			Alloy Steel	Die Steel	300	400	17-4 PH		Aluminum		Nickel Alloy	Titanium	~35 HRC	35-45 HRC	45-50 HRC	50-70 HRC
Low	Medium	High							6061	7075						
1010	1018	1035	1045	1065	4140	4340										
○	○	○			○	○	○									
25-80 SFM	20-50 SFM	20-45 SFM			20-45 SFM	20-45 SFM	8-20 SFM									

○ Good ○ Best





EXOTAP VA-3®

Ideal for Stainless Steel

ABOUT OSG

DRILLING

THREADING

MILLING


HOLDERS

INDEX

List 302 (Continued)

EXOTAP® VA-3 SFT STI, Spiral Fluted

SPIRAL FLUTE	HSSE	S/O	V	C/1.5P	C/2.5P	45°	STI	PACKED 1 PIECE
--------------	------	-----	---	--------	--------	-----	-----	-------------------



EDP	Thread Size	Thread Limit	Chamfer Type	Overall Length	Thread Length	Neck Length	Shank Diameter	Square Width	Square Length	Number of Flutes	Surface Treatment
				L (Inch)	Lc (Inch)	L1 (Inch)	d (Inch)	k (Inch)	lk (Inch)		
30206908	1 - 12 UNF STI	H6	Bottom (1.5P)	5.441	1.252	3.075	0.896	0.672	0.875	4	V
30206801	1 - 12 UNF STI	H6	Modified Bottom (2.5P)	5.441	1.252	3.075	0.896	0.672	0.875	4	Steam Oxide
30206808	1 - 12 UNF STI	H6	Modified Bottom (2.5P)	5.441	1.252	3.075	0.896	0.672	0.875	4	V

● Stocked ○ Available Upon Request; MOQ May Apply ▲ Globally Stocked



P					M			K	N		S		H				
Steel					Stainless Steel			Cast Iron	Non-Ferrous		HRSA		Hardened Steel				
Carbon Steel			Alloy Steel	Die Steel	Aluminum		Nickel Alloy		Titanium								
Low	Medium	High			6061	Casting				Inconel	6Al4V (30 HRC)	~35 HRC	35-45 HRC	45-50 HRC	50-70 HRC		
1010	1035	1065	4140	4340	300	400	17-4 PH	6061	7075								
1018	1045																
○	○	○			○	○	○										
25-80 SFM	20-50 SFM	20-45 SFM			20-45 SFM	20-45 SFM	8-20 SFM										

○ Good ○ Best






List 343STI

EXOTAP® VA-3 SFT STI

SPIRAL FLUTE	HSSE	S/O	V	C/2.5P	45°	STI	PACKED 1 PIECE
--------------	------	-----	---	--------	-----	-----	-------------------



EDP	Thread Size	Thread Limit	Overall Length	Thread Length	Neck Length	Shank Diameter	Square Width	Square Length	Number of Flutes	Surface Treatment
			L (mm)	Lc (mm)	L1 (mm)	d (mm)	k (mm)	lk (mm)		
34300101	M2 x 0.4	D2	46.00	12.70	13.70	3.58	2.79	4.76	2	Steam Oxide
34300108	M2 x 0.4	D2	46.00	12.70	13.70	3.58	2.79	4.76	2	V
34300201	M2.5 x 0.45	D2	49.30	4.60	16.00	3.58	2.79	4.76	2	Steam Oxide
34300208	M2.5 x 0.45	D2	49.30	4.60	16.00	3.58	2.79	4.76	2	V
34300301	M3 x 0.5	D2	50.80	5.20	17.70	3.58	2.79	4.76	3	Steam Oxide
34300308	M3 x 0.5	D2	50.80	5.20	17.70	3.58	2.79	4.76	3	V
34300401	M4 x 0.7	D3	60.50	7.10	22.30	4.93	3.86	6.35	3	Steam Oxide
34300408	M4 x 0.7	D3	60.50	7.10	22.30	4.93	3.86	6.35	3	V
34300501	M5 x 0.8	D3	63.50	8.10	25.50	6.48	4.85	7.94	3	Steam Oxide
34300508	M5 x 0.8	D3	63.50	8.10	25.50	6.48	4.85	7.94	3	V
34300601	M6 x 1	D3	69.10	10.00	28.60	8.08	6.05	9.53	3	Steam Oxide
34300608	M6 x 1	D3	69.10	10.00	28.60	8.08	6.05	9.53	3	V
34300701	M8 x 1.25	D3	74.70	12.50	31.80	9.68	7.26	11.11	3	Steam Oxide
34300708	M8 x 1.25	D3	74.70	12.50	31.80	9.68	7.26	11.11	3	V
34300801	M10 x 1.5	D4	85.90	15.00	49.10	9.32	6.99	11.11	3	Steam Oxide
34300808	M10 x 1.5	D4	85.90	15.00	49.10	9.32	6.99	11.11	3	V
34300901	M12 x 1.75	D4	91.20	17.50	5.10	10.90	8.18	12.70	3	Steam Oxide
34300908	M12 x 1.75	D4	91.20	17.50	5.10	10.90	8.18	12.70	3	V
34301001	M14 x 2	D5	102.40	20.00	55.00	13.77	10.31	15.88	4	Steam Oxide
34301008	M14 x 2	D5	102.40	20.00	55.00	13.77	10.31	15.88	4	V
34301101	M16 x 2	D5	108.00	20.00	61.80	14.99	11.23	17.46	4	Steam Oxide
34301108	M16 x 2	D5	108.00	20.00	61.80	14.99	11.23	17.46	4	V
34301201	M18 x 2.5	D5	119.10	25.00	67.40	17.70	13.28	19.05	4	Steam Oxide
34301208	M18 x 2.5	D5	119.10	25.00	67.40	17.70	13.28	19.05	4	V
34301301	M20 x 2.5	D5	124.60	25.00	68.40	19.30	14.48	19.05	4	Steam Oxide
34301308	M20 x 2.5	D5	124.60	25.00	68.40	19.30	14.48	19.05	4	V
34301401	M22 x 2.5	D5	130.20	25.00	76.50	20.32	15.24	20.64	4	Steam Oxide
34301408	M22 x 2.5	D5	130.20	25.00	76.50	20.32	15.24	20.64	4	V
34301501	M24 x 3	D6	138.10	30.00	79.10	22.76	17.07	22.23	4	Steam Oxide
34301508	M24 x 3	D6	138.10	30.00	79.10	22.76	17.07	22.23	4	V

● Stocked ○ Available Upon Request; MOQ May Apply ▲ Globally Stocked



P					M			K Cast Iron	N		S		H			
Steel					Stainless Steel				Non-Ferrous		HRSA		Hardened Steel			
Carbon Steel			Alloy Steel	Die Steel					Aluminum		Nickel Alloy	Titanium				
Low	Medium	High			300	400	17-4 PH		6061 7075	Casting	Inconel	6Al4V (30 HRC)	~35 HRC	35-45 HRC	45-50 HRC	50-70 HRC
○	○	○			○	○	○									
25-80 SFM	20-50 SFM	20-45 SFM			20-45 SFM	20-45 SFM	8-20 SFM									

○ Good ○ Best





HY-PRO® AL

High Performance Spiral Flute Tap for Aluminum

List 13039

HY-PRO® AL-SFT STI

SPIRAL FLUTE	HSSE	BR	V	2 FLUTE	C/2.5P	50°	STI	PACKED 1 PIECE
--------------	------	----	---	---------	--------	-----	-----	-------------------



EDP		Thread Size	Thread Limit	Overall Length	Thread Length	Neck Length	Shank Diameter	Square Width	Square Length	Surface Treatment
				L (Inch)	Lc (Inch)	L1 (Inch)	d (Inch)	k (Inch)	lk (Inch)	
1303900100	●	No. 2 - 56 UNC STI	H2	1.882	0.177	0.562	0.141	0.110	0.188	Bright
1303900108	●	No. 2 - 56 UNC STI	H2	1.882	0.177	0.562	0.141	0.110	0.188	V
1303900200	●	No. 4 - 40 UNC STI	H2	2.000	0.251	0.688	0.141	0.110	0.188	Bright
1303900208	●	No. 4 - 40 UNC STI	H2	2.000	0.251	0.688	0.141	0.110	0.188	V
1303900300	●	No. 6 - 32 UNC STI	H2	2.382	0.311	0.874	0.194	0.152	0.250	Bright
1303900308	●	No. 6 - 32 UNC STI	H2	2.382	0.311	0.874	0.194	0.152	0.250	V
1303900400	●	No. 8 - 32 UNC STI	H2	2.382	0.311	0.937	0.220	0.165	0.281	Bright
1303900408	●	No. 8 - 32 UNC STI	H2	2.382	0.311	0.937	0.220	0.165	0.281	V
1303900500	●	No. 10 - 32 UNF STI	H2	2.500	0.417	1.000	0.255	0.191	0.313	Bright
1303900508	●	No. 10 - 32 UNF STI	H2	2.500	0.417	1.000	0.255	0.191	0.313	V
1303900600	●	1/4 - 20 UNC STI	H3	2.720	0.500	1.125	0.318	0.238	0.375	Bright
1303900608	●	1/4 - 20 UNC STI	H3	2.720	0.500	1.125	0.318	0.238	0.375	V
1303900700	●	1/4 - 28 UNF STI	H3	2.720	0.500	1.125	0.318	0.238	0.375	Bright
1303900708	●	1/4 - 28 UNF STI	H3	2.720	0.500	1.125	0.318	0.238	0.375	V
1303900800	●	5/16 - 18 UNC STI	H3	2.941	0.555	1.251	0.381	0.286	0.438	Bright
1303900808	●	5/16 - 18 UNC STI	H3	2.941	0.555	1.251	0.381	0.286	0.438	V
1303900900	●	5/16 - 24 UNF STI	H3	2.941	0.555	1.251	0.381	0.286	0.438	Bright
1303900908	●	5/16 - 24 UNF STI	H3	2.941	0.555	1.251	0.381	0.286	0.438	V
1303901000	●	3/8 - 16 UNC STI	H3	3.382	0.625	1.933	0.367	0.275	0.438	Bright
1303901008	●	3/8 - 16 UNC STI	H3	3.382	0.625	1.933	0.367	0.275	0.438	V
1303901100	●	3/8 - 24 UNF STI	H3	3.161	0.625	1.712	0.323	0.242	0.406	Bright
1303901108	●	3/8 - 24 UNF STI	H3	3.161	0.625	1.712	0.323	0.242	0.406	V
1303901200	●	7/16 - 20 UNF STI	H4	3.382	0.712	1.933	0.367	0.275	0.438	Bright
1303901208	●	7/16 - 20 UNF STI	H4	3.382	0.712	1.933	0.367	0.275	0.438	V
1303901300	●	1/2 - 20 UNF STI	H4	3.591	0.767	1.972	0.429	0.322	0.500	Bright
1303901308	●	1/2 - 20 UNF STI	H4	3.591	0.767	1.972	0.429	0.322	0.500	V

● Stocked ○ Available Upon Request; MOQ May Apply ▲ Globally Stocked
 Note: Other coatings available upon request.



P					M			K	N		S		H				
Steel					Stainless Steel			Cast Iron	Non-Ferrous		HRSA		Hardened Steel				
Carbon Steel			Alloy Steel	Die Steel	Aluminum		Nickel Alloy		Titanium								
Low	Medium	High			6061	7075				Casting	Inconel	6Al4V (30 HRC)	~35 HRC	35-45 HRC	45-50 HRC	50-70 HRC	
1010	1035	1065	4140	4340	300	400	17-4 PH										
1018	1045								⊙	⊙							
									40-80 SFM	40-65 SFM							

○ Good ⊙ Best

ABOUT OSG

DRILLING

THREADING

MILLING

HOLDERS

INDEX






List S108

OSG GENERAL PURPOSE-SFT STI

SPIRAL FLUTE	HSS	BR	C/1.5P	50°	STI	PACKED 1 PIECE
--------------	-----	----	--------	-----	-----	-------------------



EDP	Thread Size	Thread Limit	Overall Length	Thread Length	Neck Length	Shank Diameter	Square Width	Square Length	Number of Flutes
			L (Inch)	Lc (Inch)	L1 (Inch)	d (Inch)	k (Inch)	lk (Inch)	
8003000	● No. 2 - 56 UNC STI	H2	1.882	0.188	0.574	0.141	0.110	0.188	2
10800100	● No. 3 - 48 UNC STI	H2	1.941	0.208	0.625	0.141	0.110	0.188	2
8003600	● No. 4 - 40 UNC STI	H2	2.000	0.251	0.688	0.141	0.110	0.188	2
10800200	● No. 4 - 48 UNF STI	H2	2.000	0.251	0.688	0.141	0.110	0.188	3
8005400	● No. 6 - 32 UNC STI	H2	2.382	0.314	0.885	0.194	0.152	0.250	3
8005700	● No. 6 - 32 UNC STI	H3	2.382	0.314	0.885	0.194	0.152	0.250	3
10800300	● No. 6 - 40 UNF STI	H2	2.130	0.314	0.755	0.168	0.131	0.250	3
8006900	● No. 8 - 32 UNC STI	H2	2.382	0.311	0.940	0.220	0.165	0.281	3
8007200	● No. 8 - 32 UNC STI	H3	2.382	0.311	0.940	0.220	0.165	0.281	3
10800400	● No. 8 - 36 UNF STI	H2	2.382	0.311	0.937	0.220	0.165	0.281	3
8007800	● No. 10 - 24 UNC STI	H2	2.500	0.417	1.000	0.255	0.191	0.313	3
8008100	● No. 10 - 24 UNC STI	H3	2.500	0.417	1.000	0.255	0.191	0.313	3
8008700	● No. 10 - 32 UNF STI	H2	2.500	0.417	1.000	0.255	0.191	0.313	3
8009000	● No. 10 - 32 UNF STI	H3	2.500	0.417	1.000	0.255	0.191	0.313	3
8010900	● 1/4 - 20 UNC STI	H2	2.720	0.500	1.129	0.318	0.238	0.375	3
8011200	● 1/4 - 20 UNC STI	H3	2.720	0.500	1.129	0.318	0.238	0.375	3
8011800	● 1/4 - 28 UNF STI	H2	2.720	0.500	1.129	0.318	0.238	0.375	3
8012100	● 1/4 - 28 UNF STI	H3	2.720	0.500	1.129	0.318	0.238	0.375	3
8013000	● 5/16 - 18 UNC STI	H3	2.937	0.555	1.251	0.381	0.286	0.438	3
8013300	● 5/16 - 18 UNC STI	H4	2.937	0.555	1.251	0.381	0.286	0.438	3
8013600	● 5/16 - 24 UNF STI	H2	2.937	0.555	1.251	0.381	0.286	0.438	3
8013700	● 5/16 - 24 UNF STI	H3	2.937	0.555	1.251	0.381	0.286	0.438	3
8015400	● 3/8 - 16 UNC STI	H3	3.374	0.625	1.933	0.367	0.275	0.438	3
8015700	● 3/8 - 16 UNC STI	H4	3.374	0.625	1.933	0.367	0.275	0.438	3
8015800	● 3/8 - 24 UNF STI	H2	3.157	0.625	1.712	0.323	0.242	0.406	3
8015900	● 3/8 - 24 UNF STI	H3	3.157	0.625	1.712	0.323	0.242	0.406	3
8017000	● 7/16 - 14 UNC STI	H3	3.594	0.712	1.972	0.429	0.322	0.500	4
10800500	● 7/16 - 14 UNC STI	H4	3.594	0.712	1.972	0.429	0.322	0.500	4
8017400	● 7/16 - 20 UNF STI	H3	3.374	0.712	1.933	0.367	0.275	0.438	3
8017500	● 7/16 - 20 UNF STI	H4	3.374	0.712	1.933	0.367	0.275	0.438	3
8018000	● 1/2 - 13 UNC STI	H3	3.811	0.767	2.125	0.480	0.360	0.563	4
10800600	● 1/2 - 13 UNC STI	H4	3.811	0.767	2.125	0.480	0.360	0.563	4
8018400	● 1/2 - 20 UNF STI	H3	3.594	0.767	1.972	0.429	0.322	0.500	4
10800700	● 1/2 - 20 UNF STI	H4	3.594	0.767	1.972	0.429	0.322	0.500	4
10800800	● 9/16 - 12 UNC STI	H3	4.031	0.834	2.125	0.542	0.406	0.625	4
10800900	● 9/16 - 12 UNC STI	H4	4.031	0.834	2.125	0.542	0.406	0.625	4
10801000	● 9/16 - 18 UNF STI	H3	3.811	0.834	2.125	0.480	0.360	0.563	4
10801100	● 9/16 - 18 UNF STI	H4	3.811	0.834	2.125	0.480	0.360	0.563	4
10801200	● 5/8 - 11 UNC STI	H3	4.252	0.909	2.433	0.590	0.442	0.688	4
10801300	● 5/8 - 11 UNC STI	H4	4.252	0.909	2.433	0.590	0.442	0.688	4
10801400	● 5/8 - 18 UNF STI	H3	4.031	0.909	2.165	0.542	0.406	0.625	4
10801500	● 5/8 - 18 UNF STI	H4	4.031	0.909	2.165	0.542	0.406	0.625	4

● Stocked ○ Available Upon Request; MOQ May Apply ▲ Globally Stocked
 Note: Other coatings available upon request.



CONTINUED ➔

P					M			K	N		S		H					
Steel					Stainless Steel			Cast Iron	Non-Ferrous		HRSA		Hardened Steel					
Carbon Steel			Alloy Steel	Die Steel	300	400	17-4 PH		Aluminum		Nickel Alloy	Titanium						
Low	Medium	High							6061	7075			Casting	Inconel	6Al4V (30 HRC)	~35 HRC	35-45 HRC	45-50 HRC
1010	1035	1045	1065	4140	4340													
1018	1045	1065		4340														
○	○	○						○	○	○								
25-80 SFM	20-50 SFM	20-45 SFM						25-75 SFM	40-80 SFM	40-65 SFM								

○ Good ⊗ Best






List S108 (Continued)

OSG GENERAL PURPOSE-SFT STI

SPIRAL FLUTE	HSS	BR	C/1.5P	50°	STI	PACKED 1 PIECE
--------------	-----	----	--------	-----	-----	-------------------



EDP		Thread Size	Thread Limit	Overall Length	Thread Length	Neck Length	Shank Diameter	Square Width	Square Length	Number of Flutes
				L (Inch)	Lc (Inch)	L1 (Inch)	d (Inch)	k (Inch)	lk (Inch)	
10801600	●	3/4 - 10 UNC STI	H3	4.689	1.000	2.653	0.697	0.523	0.750	4
10801700	●	3/4 - 10 UNC STI	H5	4.689	1.000	2.653	0.697	0.523	0.750	4
10801800	●	3/4 - 16 UNF STI	H3	4.469	1.000	2.433	0.652	0.489	0.688	4
10801900	●	3/4 - 16 UNF STI	H4	4.469	1.000	2.433	0.652	0.489	0.688	4
10802000	●	7/8 - 9 UNC STI	H3	5.126	1.110	3.110	0.800	0.600	0.813	4
10802100	●	7/8 - 9 UNC STI	H5	5.126	1.110	3.110	0.800	0.600	0.813	4
10802200	●	7/8 - 14 UNF STI	H3	5.126	1.110	3.110	0.800	0.600	0.813	4
10802300	●	7/8 - 14 UNF STI	H4	5.126	1.110	3.110	0.800	0.600	0.813	4
10802400	●	1 - 8 UNC STI	H4	5.752	1.251	3.075	1.021	0.766	1.000	4
10802500	●	1 - 8 UNC STI	H6	5.752	1.251	3.075	1.021	0.766	1.000	4
10802600	●	1 - 12 UNF STI	H4	5.437	1.251	3.075	0.896	0.672	0.875	4
10802700	●	1 - 12 UNF STI	H6	5.437	1.251	3.075	0.896	0.672	0.875	4

● Stocked ○ Available Upon Request; MOQ May Apply ▲ Globally Stocked
 Note: Other coatings available upon request.



P					M			K	N		S		H					
Steel					Stainless Steel			Cast Iron	Non-Ferrous		HRSA		Hardened Steel					
Carbon Steel			Alloy Steel	Die Steel					Aluminum		Nickel Alloy	Titanium						
Low	Medium	High			300	400	17-4 PH		6061 7075	Casting			Inconel	6Al4V (30 HRC)	~35 HRC	35-45 HRC	45-50 HRC	50-70 HRC
1010	1035	1065	4140	4340														
○	○	○					○	○	○									
25-80 SFM	20-50 SFM	20-45 SFM					25-75 SFM	40-80 SFM	40-65 SFM									

○ Good ⊗ Best






List S109

OSG GENERAL PURPOSE-SFT STI

SPIRAL FLUTE	HSS	BR	C/2.5P	50°	STI	PACKED 1 PIECE
--------------	-----	----	--------	-----	-----	-------------------



EDP	Thread Size	Thread Limit	Overall Length			Shank Diameter	Square Width	Square Length	Number of Flutes
			L (mm)	Lc (mm)	L1 (mm)				
10900100	M2 x 0.4	D2	46.00	12.70	-	3.58	2.79	4.76	2
10900200	M2.5 x 0.45	D2	49.30	4.50	15.90	3.58	2.79	4.76	2
10900300	M3 x 0.5	D2	50.80	5.00	17.50	3.58	2.79	4.76	3
10900400	M4 x 0.7	D3	60.50	7.00	22.20	4.93	3.86	6.35	3
10900500	M5 x 0.8	D3	63.50	8.00	25.40	6.48	4.85	7.94	3
10900600	M6 x 1	D3	69.10	10.00	28.60	8.08	6.05	9.53	3
10900700	M8 x 1.25	D3	74.70	12.50	31.80	9.68	7.26	11.11	3
10900800	M10 x 1.5	D4	85.90	15.00	49.10	9.32	6.99	11.11	3
10900900	M12 x 1.75	D4	91.20	17.50	51.00	10.90	8.18	12.70	3
10901000	M14 x 2	D5	102.40	20.00	55.00	13.77	10.31	15.88	4
10901100	M16 x 2	D5	108.00	20.00	61.80	14.99	11.23	17.46	4
10901200	M18 x 2.5	D5	119.10	25.00	67.40	17.70	13.28	19.05	4
10901300	M20 x 2.5	D5	124.60	25.00	68.40	19.30	14.48	19.05	4
10901400	M22 x 2.5	D5	130.20	25.00	76.50	20.32	15.24	20.64	4
10901500	M24 x 3	D6	138.10	30.00	79.10	22.76	17.07	22.23	4

● Stocked ○ Available Upon Request; MOQ May Apply ▲ Globally Stocked
 Note: Other coatings available upon request.



ABOUT OSG

DRILLING

THREADING

MILLING

HOLDERS

INDEX

P					M			K	N		S		H					
Steel					Stainless Steel			Cast Iron	Non-Ferrous		HRSA		Hardened Steel					
Carbon Steel			Alloy Steel	Die Steel					Aluminum		Nickel Alloy	Titanium						
Low	Medium	High			300	400	17-4 PH		6061	Casting			Inconel	6Al4V	~35 HRC	35-45 HRC	45-50 HRC	50-70 HRC
1010	1035	1045	1065	4140	4340				6061	7075		6Al4V	(30 HRC)					
○	○	○					○	○	○									
25-80 SFM	20-50 SFM	20-45 SFM					25-75 SFM	40-80 SFM	40-65 SFM									

○ Good ⊗ Best





EXOTAP® VC-10 Ti

Taps Designed for Titanium Alloys

ABOUT OSG

DRILLING

THREADING

MILLING


HOLDERS

INDEX

List 314Ti

EXOTAP® VC-10 V-HL-Ti-POT STI

SPIRAL POINT	VC10	V	C/4P	0°	STI	PACKED 1 PIECE
--------------	------	---	------	----	-----	-------------------



EDP	Thread Size	Thread Limit	Overall Length			Shank Diameter		Square Width		Number of Flutes
			L (Inch)	Lc (Inch)	L1 (Inch)	d (Inch)	k (Inch)	Ik (Inch)		
31440108	No. 2 - 56 UNC STI	H2	1.882	0.562	0.601	0.141	0.110	0.188	2	
31440208	No. 4 - 40 UNC STI	H2	2.000	0.688	-	0.141	0.110	0.188	3	
31440308	No. 6 - 32 UNC STI	H3	2.382	0.874	1.071	0.194	0.152	0.250	3	
31440408	No. 8 - 32 UNC STI	H3	2.382	0.933	-	0.220	0.165	0.281	3	
31440508	No. 10 - 32 UNF STI	H3	2.500	1.000	1.197	0.255	0.191	0.313	3	
31440608	1/4 - 28 UNF STI	H3	2.720	0.696	1.122	0.318	0.238	0.375	3	
31440708	5/16 - 24 UNF STI	H3	2.941	0.779	1.251	0.381	0.286	0.438	3	
31440808	3/8 - 24 UNF STI	H3	3.161	0.874	1.307	0.323	0.242	0.406	3	
31440908	7/16 - 20 UNF STI	H4	3.382	1.000	1.433	0.367	0.275	0.438	3	
31441008	1/2 - 20 UNF STI	H4	3.591	1.078	1.551	0.429	0.322	0.500	3	

● Stocked ○ Available Upon Request; MOQ May Apply ▲ Globally Stocked

EXT

P					M			K	N		S		H				
Steel					Stainless Steel			Cast Iron	Non-Ferrous		HRSA		Hardened Steel				
Carbon Steel			Alloy Steel	Die Steel	Aluminum		Nickel Alloy		Titanium								
Low	Medium	High			6061	Casting				Inconel	6Al4V (30 HRC)	~35 HRC	35-45 HRC	45-50 HRC	50-70 HRC		
1010	1035	1065	4140	○	300	400	17-4 PH	○	6061	7075	Casting	Inconel	6Al4V (30 HRC)	○	○		
1018	1045		4340					○						○	○		
			15-30 SFM				8-20 SFM					8-15 SFM	8-15 SFM	15-35 SFM	10-20 SFM		

○ Good ⊙ Best






List 314Ni

EXOTAP® VC-10 V-HL-Ni-POT STI

SPIRAL POINT	VC10	V	3 FLUTE	C/4P	0°	STI	PACKED 1 PIECE
--------------	------	---	---------	------	----	-----	-------------------



EDP		Thread Size	Thread Limit	Overall Length	Thread Length	Neck Length	Shank Diameter	Square Width	Square Length
				L (Inch)	Lc (Inch)	L1 (Inch)	d (Inch)	k (Inch)	lk (Inch)
31420108	●	No. 2 - 56 UNC STI	H2	1.933	0.562	0.602	0.141	0.110	0.188
31420208	●	No. 4 - 40 UNC STI	H2	2.059	0.688	-	0.141	0.110	0.188
31420308	●	No. 6 - 32 UNC STI	H3	2.457	0.874	1.070	0.194	0.152	0.250
31420408	●	No. 8 - 32 UNC STI	H3	2.461	0.933	-	0.220	0.165	0.281
31420508	●	No. 10 - 32 UNF STI	H3	2.579	1.000	1.196	0.255	0.191	0.313
31420608	●	1/4 - 28 UNF STI	H3	2.815	0.696	1.122	0.318	0.238	0.375
31420708	●	5/16 - 24 UNF STI	H3	3.055	0.779	1.251	0.381	0.286	0.438
31420808	●	3/8 - 24 UNF STI	H3	3.157	0.874	1.307	0.323	0.242	0.406
31420908	●	7/16 - 20 UNF STI	H4	3.374	1.000	1.433	0.367	0.275	0.438
31421008	●	1/2 - 20 UNF STI	H4	3.594	1.078	1.551	0.429	0.322	0.500

● Stocked ○ Available Upon Request; MOQ May Apply ▲ Globally Stocked

EXT

P					M			K	N		S		H				
Steel					Stainless Steel			Cast Iron	Non-Ferrous		HRSA		Hardened Steel				
Carbon Steel			Alloy Steel	Die Steel	Aluminum		Nickel Alloy		Titanium								
Low	Medium	High			6061	7075				Casting	Inconel	6Al4V (30 HRC)	~35 HRC	35-45 HRC	45-50 HRC	50-70 HRC	
1010	1035	1065	4140	Die Steel	300	400	17-4 PH										
1018	1045		4340					○			⊗	○	○	○			
							8-20 SFM				8-15 SFM	8-15 SFM	15-35 SFM	10-20 SFM			

○ Good ⊗ Best





EXOTAP® VC-10

Ideal for Difficult to Machine Materials

ABOUT OSG

DRILLING

THREADING

MILLING


HOLDERS

INDEX

List 314

EXOTAP® VC-10 POT STI

SPIRAL POINT	VC10	S/O	V	C/SP	0°	STI	PACKED 1 PIECE
--------------	------	-----	---	------	----	-----	-------------------



EDP	Thread Size	Thread Limit	Overall Length	Thread Length	Neck Length	Shank Diameter	Square Width	Square Length	Number of Flutes	Surface Treatment
			L (Inch)	Lc (Inch)	L1 (Inch)	d (Inch)	k (Inch)	lk (Inch)		
1714601	● No. 2 - 56 UNC STI	H2	1.882	0.299	0.610	0.141	0.110	0.188	2	Steam Oxide
1714608	● No. 2 - 56 UNC STI	H2	1.882	0.299	0.610	0.141	0.110	0.188	2	V
31400101	● No. 3 - 48 UNC STI	H2	1.941	0.346	0.681	0.141	0.110	0.188	3	Steam Oxide
31400108	● No. 3 - 48 UNC STI	H2	1.941	0.346	0.681	0.141	0.110	0.188	3	V
1714701	● No. 4 - 40 UNC STI	H2	2.000	0.413	0.751	0.141	0.110	0.188	3	Steam Oxide
1714708	● No. 4 - 40 UNC STI	H2	2.000	0.413	0.751	0.141	0.110	0.188	3	V
31400201	● No. 4 - 48 UNF STI	H2	2.000	0.413	0.751	0.141	0.110	0.188	3	Steam Oxide
31400208	● No. 4 - 48 UNF STI	H2	2.000	0.413	0.751	0.141	0.110	0.188	3	V
1714801	● No. 6 - 32 UNC STI	H2	2.382	0.515	0.952	0.194	0.152	0.250	3	Steam Oxide
1714808	● No. 6 - 32 UNC STI	H2	2.382	0.515	0.952	0.194	0.152	0.250	3	V
1714901	● No. 6 - 32 UNC STI	H3	2.382	0.515	0.952	0.194	0.152	0.250	3	Steam Oxide
1714908	● No. 6 - 32 UNC STI	H3	2.382	0.515	0.952	0.194	0.152	0.250	3	V
31400301	● No. 6 - 40 UNF STI	H2	2.130	0.515	0.830	0.168	0.131	0.250	3	Steam Oxide
31400308	● No. 6 - 40 UNF STI	H2	2.130	0.515	0.830	0.168	0.131	0.250	3	V
1715001	● No. 8 - 32 UNC STI	H2	2.382	0.527	1.027	0.220	0.165	0.281	3	Steam Oxide
1715008	● No. 8 - 32 UNC STI	H2	2.382	0.527	1.027	0.220	0.165	0.281	3	V
1715101	● No. 8 - 32 UNC STI	H3	2.382	0.527	1.027	0.220	0.165	0.281	3	Steam Oxide
1715108	● No. 8 - 32 UNC STI	H3	2.382	0.527	1.027	0.220	0.165	0.281	3	V
31400401	● No. 8 - 36 UNF STI	H2	2.382	0.527	1.027	0.220	0.165	0.281	3	Steam Oxide
31400408	● No. 8 - 36 UNF STI	H2	2.382	0.527	1.027	0.220	0.165	0.281	3	V
31400501	● No. 10 - 24 UNC STI	H2	2.500	0.688	1.106	0.255	0.191	0.313	3	Steam Oxide
31400508	● No. 10 - 24 UNC STI	H2	2.500	0.688	1.106	0.255	0.191	0.313	3	V
31400601	● No. 10 - 24 UNC STI	H3	2.500	0.688	1.106	0.255	0.191	0.313	3	Steam Oxide
31400608	● No. 10 - 24 UNC STI	H3	2.500	0.688	1.106	0.255	0.191	0.313	3	V
1715201	● No. 10 - 32 UNF STI	H2	2.500	0.688	1.106	0.255	0.191	0.313	3	Steam Oxide
1715208	● No. 10 - 32 UNF STI	H2	2.500	0.688	1.106	0.255	0.191	0.313	3	V
1715301	● No. 10 - 32 UNF STI	H3	2.500	0.688	1.106	0.255	0.191	0.313	3	Steam Oxide
1715308	● No. 10 - 32 UNF STI	H3	2.500	0.688	1.106	0.255	0.191	0.313	3	V
31400701	● 1/4 - 20 UNC STI	H2	2.720	0.842	1.267	0.318	0.238	0.375	3	Steam Oxide
31400708	● 1/4 - 20 UNC STI	H2	2.720	0.842	1.267	0.318	0.238	0.375	3	V
31400801	● 1/4 - 20 UNC STI	H3	2.720	0.842	1.267	0.318	0.238	0.375	3	Steam Oxide
31400808	● 1/4 - 20 UNC STI	H3	2.720	0.842	1.267	0.318	0.238	0.375	3	V
1715401	● 1/4 - 28 UNC STI	H2	2.720	0.838	1.263	0.318	0.238	0.375	3	Steam Oxide
1715408	● 1/4 - 28 UNC STI	H2	2.720	0.838	1.263	0.318	0.238	0.375	3	V
1715501	● 1/4 - 28 UNC STI	H3	2.720	0.838	1.263	0.318	0.238	0.375	3	Steam Oxide
1715508	● 1/4 - 28 UNC STI	H3	2.720	0.838	1.263	0.318	0.238	0.375	3	V
31400901	● 5/16 - 18 UNC STI	H2	2.941	0.956	1.429	0.381	0.286	0.438	3	Steam Oxide
31400908	● 5/16 - 18 UNC STI	H2	2.941	0.956	1.429	0.381	0.286	0.438	3	V
31401001	● 5/16 - 18 UNC STI	H3	2.941	0.956	1.429	0.381	0.286	0.438	3	Steam Oxide
31401008	● 5/16 - 18 UNC STI	H3	2.941	0.956	1.429	0.381	0.286	0.438	3	V
31401101	● 5/16 - 24 UNF STI	H2	2.941	0.952	1.425	0.381	0.286	0.438	3	Steam Oxide
31401108	● 5/16 - 24 UNF STI	H2	2.941	0.952	1.425	0.381	0.286	0.438	3	V
1715601	● 5/16 - 24 UNF STI	H3	2.941	0.952	1.251	0.381	0.286	0.438	3	Steam Oxide
1715608	● 5/16 - 24 UNF STI	H3	2.941	0.952	1.251	0.381	0.286	0.438	3	V
31401201	● 3/8 - 16 UNC STI	H3	3.382	0.874	1.307	0.367	0.275	0.438	3	Steam Oxide
31401208	● 3/8 - 16 UNC STI	H3	3.382	0.874	1.307	0.367	0.275	0.438	3	V
31401301	● 3/8 - 16 UNC STI	H4	3.382	0.874	1.307	0.367	0.275	0.438	3	Steam Oxide
31401308	● 3/8 - 16 UNC STI	H4	3.382	0.874	1.307	0.367	0.275	0.438	3	V
31401401	● 3/8 - 24 UNF STI	H2	3.382	0.874	1.307	0.323	0.242	0.406	3	Steam Oxide
31401408	● 3/8 - 24 UNF STI	H2	3.382	0.874	1.307	0.323	0.242	0.406	3	V
31401501	● 3/8 - 24 UNF STI	H3	3.382	0.874	1.307	0.323	0.242	0.406	3	Steam Oxide
31401508	● 3/8 - 24 UNF STI	H3	3.382	0.874	1.307	0.323	0.242	0.406	3	V
31401601	● 7/16 - 14 UNC STI	H3	3.594	1.000	1.472	0.429	0.322	0.500	3	Steam Oxide

● Stocked ○ Available Upon Request; MOQ May Apply ▲ Globally Stocked





List 314 (Continued)

EXOTAP® VC-10 POT STI

SPIRAL POINT	VC10	S/O	V	C/SP	0°	STI	PACKED 1 PIECE
--------------	------	-----	---	------	----	-----	-------------------

EDP		Thread Size	Thread Limit	Overall Length	Thread Length	Neck Length	Shank Diameter	Square Width	Square Length	Number of Flutes	Surface Treatment
				L (Inch)	Lc (Inch)	L1 (Inch)	d (Inch)	k (Inch)	lk (Inch)		
31401608	●	7/16 - 14 UNC STI	H3	3.594	1.000	1.472	0.429	0.322	0.500	3	V
31401701	●	7/16 - 14 UNC STI	H4	3.594	1.000	1.472	0.429	0.322	0.500	3	Steam Oxide
31401708	●	7/16 - 14 UNC STI	H4	3.594	1.000	1.472	0.429	0.322	0.500	3	V
31401801	●	7/16 - 20 UNF STI	H3	3.382	1.000	1.433	0.367	0.275	0.438	3	Steam Oxide
31401808	●	7/16 - 20 UNF STI	H3	3.382	1.000	1.433	0.367	0.275	0.438	3	V
31401901	●	7/16 - 20 UNF STI	H4	3.382	1.000	1.433	0.367	0.275	0.438	3	Steam Oxide
31401908	●	7/16 - 20 UNF STI	H4	3.382	1.000	1.433	0.367	0.275	0.438	3	V
31402001	●	1/2 - 13 UNC STI	H3	3.811	1.078	1.551	0.480	0.360	0.563	3	Steam Oxide
31402008	●	1/2 - 13 UNC STI	H3	3.811	1.078	1.551	0.480	0.360	0.563	3	V
31402101	●	1/2 - 13 UNC STI	H4	3.811	1.078	1.551	0.480	0.360	0.563	3	Steam Oxide
31402108	●	1/2 - 13 UNC STI	H4	3.811	1.078	1.551	0.480	0.360	0.563	3	V
31402201	●	1/2 - 20 UNF STI	H3	3.591	1.078	1.551	0.429	0.322	0.500	3	Steam Oxide
31402208	●	1/2 - 20 UNF STI	H3	3.591	1.078	1.551	0.429	0.322	0.500	3	V
31402301	●	1/2 - 20 UNF STI	H4	3.591	1.078	1.551	0.429	0.322	0.500	3	Steam Oxide
31402308	●	1/2 - 20 UNF STI	H4	3.591	1.078	1.551	0.429	0.322	0.500	3	V
31402401	●	9/16 - 12 UNC STI	H3	4.031	1.165	1.677	0.542	0.406	0.625	4	Steam Oxide
31402408	●	9/16 - 12 UNC STI	H3	4.031	1.165	1.677	0.542	0.406	0.625	4	V
31402501	●	9/16 - 12 UNC STI	H4	4.031	1.165	1.677	0.542	0.406	0.625	4	Steam Oxide
31402508	●	9/16 - 12 UNC STI	H4	4.031	1.165	1.677	0.542	0.406	0.625	4	V
31402601	●	9/16 - 18 UNF STI	H3	3.811	1.165	1.677	0.480	0.360	0.563	4	Steam Oxide
31402608	●	9/16 - 18 UNF STI	H3	3.811	1.165	1.677	0.480	0.360	0.563	4	V
31402701	●	9/16 - 18 UNF STI	H4	3.811	1.165	1.677	0.480	0.360	0.563	4	Steam Oxide
31402708	●	9/16 - 18 UNF STI	H4	3.811	1.165	1.677	0.480	0.360	0.563	4	V
31402801	●	5/8 - 11 UNC STI	H3	4.252	1.271	1.822	0.590	0.442	0.688	4	Steam Oxide
31402808	●	5/8 - 11 UNC STI	H3	4.252	1.271	1.822	0.590	0.442	0.688	4	V
31402901	●	5/8 - 11 UNC STI	H4	4.252	1.271	1.822	0.590	0.442	0.688	4	Steam Oxide
31402908	●	5/8 - 11 UNC STI	H4	4.252	1.271	1.822	0.590	0.442	0.688	4	V
31403001	●	5/8 - 18 UNF STI	H3	4.031	1.271	1.783	0.542	0.406	0.625	4	Steam Oxide
31403008	●	5/8 - 18 UNF STI	H3	4.031	1.271	1.783	0.542	0.406	0.625	4	V
31403101	●	5/8 - 18 UNF STI	H4	4.031	1.271	1.783	0.542	0.406	0.625	4	Steam Oxide
31403108	●	5/8 - 18 UNF STI	H4	4.031	1.271	1.783	0.542	0.406	0.625	4	V
31403201	●	3/4 - 10 UNC STI	H3	4.689	1.401	1.992	0.697	0.523	0.750	4	Steam Oxide
31403208	●	3/4 - 10 UNC STI	H3	4.689	1.401	1.992	0.697	0.523	0.750	4	V
31403301	●	3/4 - 10 UNC STI	H5	4.689	1.401	1.992	0.697	0.523	0.750	4	Steam Oxide
31403308	●	3/4 - 10 UNC STI	H5	4.689	1.401	1.992	0.697	0.523	0.750	4	V
31403401	●	3/4 - 16 UNF STI	H3	4.469	1.401	1.952	0.652	0.489	0.688	4	Steam Oxide
31403408	●	3/4 - 16 UNF STI	H3	4.469	1.401	1.952	0.652	0.489	0.688	4	V
31403501	●	3/4 - 16 UNF STI	H4	4.469	1.401	1.952	0.652	0.489	0.688	4	Steam Oxide
31403508	●	3/4 - 16 UNF STI	H4	4.469	1.401	1.952	0.652	0.489	0.688	4	V
31403601	●	7/8 - 9 UNC STI	H3	5.126	1.555	2.145	0.800	0.600	0.813	4	Steam Oxide
31403608	●	7/8 - 9 UNC STI	H3	5.126	1.555	2.145	0.800	0.600	0.813	4	V
31403701	●	7/8 - 9 UNC STI	H5	5.126	1.555	2.145	0.800	0.600	0.813	4	Steam Oxide
31403708	●	7/8 - 9 UNC STI	H5	5.126	1.555	2.145	0.800	0.600	0.813	4	V
31403801	●	7/8 - 14 UNF STI	H3	5.126	1.555	2.145	0.800	0.600	0.813	4	Steam Oxide
31403808	●	7/8 - 14 UNF STI	H3	5.126	1.555	2.145	0.800	0.600	0.813	4	V
31403901	●	7/8 - 14 UNF STI	H4	5.126	1.555	2.145	0.800	0.600	0.813	4	Steam Oxide
31403908	●	7/8 - 14 UNF STI	H4	5.126	1.555	2.145	0.800	0.600	0.813	4	V
31404001	●	1 - 8 UNC STI	H4	5.752	1.751	2.381	1.021	0.766	1.000	4	Steam Oxide

● Stocked ○ Available Upon Request; MOQ May Apply ▲ Globally Stocked

EXT

CONTINUED ➔

P					M			K	N		S		H						
Steel					Stainless Steel			Cast Iron	Non-Ferrous		HRSA		Hardened Steel						
Carbon Steel			Alloy Steel	Die Steel	300	400	17-4 PH		Aluminum		Nickel Alloy	Titanium							
Low	Medium	High							6061	7075			Casting	Inconel	6Al4V (30 HRC)	~35 HRC	35-45 HRC	45-50 HRC	50-70 HRC
1010	1035	1065	4140	4340															
1018	1045																		
			15-30 SFM	10-25 SFM			12-45 SFM	8-20 SFM				8-15 SFM	8-15 SFM	15-35 SFM	10-20 SFM				

○ Good ⊗ Best





EXOTAP® VC-10

Ideal for Difficult to Machine Materials

ABOUT OSG

DRILLING

THREADING

MILLING

HOLDERS

INDEX

List 314 (Continued)

EXOTAP® VC-10 POT STI

SPIRAL POINT	VC10	S/O	V	C/SP	0°	STI	PACKED 1 PIECE
--------------	------	-----	---	------	----	-----	-------------------



EDP	Thread Size	Thread Limit	Overall Length	Thread Length	Neck Length	Shank Diameter	Square Width	Square Length	Number of Flutes	Surface Treatment
			L (Inch)	Lc (Inch)	L1 (Inch)	d (Inch)	k (Inch)	lk (Inch)		
31404008	1 - 8 UNC STI	H4	5.752	1.751	2.381	1.021	0.766	1.000	4	V
31404101	1 - 8 UNC STI	H6	5.752	1.751	2.381	1.021	0.766	1.000	4	Steam Oxide
31404108	1 - 8 UNC STI	H6	5.752	1.751	2.381	1.021	0.766	1.000	4	V
31404201	1 - 12 UNF STI	H4	5.441	1.751	2.381	0.896	0.672	0.875	4	Steam Oxide
31404208	1 - 12 UNF STI	H4	5.441	1.751	2.381	0.896	0.672	0.875	4	V
31404301	1 - 12 UNF STI	H6	5.441	1.751	2.381	0.896	0.672	0.875	4	Steam Oxide
31404308	1 - 12 UNF STI	H6	5.441	1.751	2.381	0.896	0.672	0.875	4	V

● Stocked ○ Available Upon Request; MOQ May Apply ▲ Globally Stocked

EXT

P					M			K	N		S		H					
Steel					Stainless Steel			Cast Iron	Non-Ferrous		HRSA		Hardened Steel					
Carbon Steel			Alloy Steel	Die Steel	Aluminum		Inconel		Titanium									
Low	Medium	High			6061	7075				Casting	~35 HRC	35-45 HRC	45-50 HRC	50-70 HRC				
1010	1035	1065	4140		300	400	17-4 PH				6Al4V (30 HRC)							
1018	1045		4340															
			15-30 SFM	10-25 SFM		12-45 SFM	8-20 SFM				8-15 SFM	8-15 SFM	15-35 SFM	10-20 SFM				

○ Good ⊙ Best





List 344STI

EXOTAP® VC-10 POT STI

SPIRAL POINT	VC10	S/O	V	C/SP	0°	STI	PACKED 1 PIECE
--------------	------	-----	---	------	----	-----	-------------------



EDP		Thread Size	Thread Limit	Overall Length	Thread Length	Neck Length	Shank Diameter	Square Width	Square Length	Number of Flutes	Surface Treatment
				L (mm)	Lc (mm)	L1 (mm)	d (mm)	k (mm)	lk (mm)		
34400101	●	M2 x 0.4	D2	48.59	12.65	-	3.58	2.79	4.76	2	Steam Oxide
34400108	●	M2 x 0.4	D2	48.59	12.65	-	3.58	2.79	4.76	2	V
34400201	●	M2.5 x 0.45	D2	49.30	6.30	15.90	3.58	2.79	4.76	2	Steam Oxide
34400208	●	M2.5 x 0.45	D2	49.30	6.30	15.90	3.58	2.79	4.76	2	V
34400301	●	M3 x 0.5	D2	50.80	7.21	17.70	3.58	2.79	4.76	3	Steam Oxide
34400308	●	M3 x 0.5	D2	50.80	7.21	17.70	3.58	2.79	4.76	3	V
34400401	●	M4 x 0.7	D3	60.50	9.93	22.35	4.93	3.86	6.35	3	Steam Oxide
34400408	●	M4 x 0.7	D3	60.50	9.93	22.35	4.93	3.86	6.35	3	V
34400501	●	M5 x 0.8	D3	63.50	11.38	25.58	6.48	4.85	7.94	3	Steam Oxide
34400508	●	M5 x 0.8	D3	63.50	11.38	25.58	6.48	4.85	7.94	3	V
34400601	●	M6 x 1	D3	69.09	14.22	28.83	8.08	6.05	9.53	3	Steam Oxide
34400608	●	M6 x 1	D3	69.09	14.22	28.83	8.08	6.05	9.53	3	V
34400701	●	M8 x 1.25	D3	74.70	17.91	32.00	9.68	7.26	11.11	3	Steam Oxide
34400708	●	M8 x 1.25	D3	74.70	17.91	32.00	9.68	7.26	11.11	3	V
34400801	●	M10 x 1.5	D4	85.90	21.01	32.00	9.32	6.99	11.11	3	Steam Oxide
34400808	●	M10 x 1.5	D4	85.90	21.01	32.00	9.32	6.99	11.11	3	V
34400901	●	M12 x 1.75	D4	91.21	24.51	36.50	10.90	8.18	12.70	3	Steam Oxide
34400908	●	M12 x 1.75	D4	91.21	24.51	36.50	10.90	8.18	12.70	3	V
34401001	●	M14 x 2	D5	102.39	27.99	41.00	13.77	10.31	15.88	4	Steam Oxide
34401008	●	M14 x 2	D5	102.39	27.99	41.00	13.77	10.31	15.88	4	V
34401101	●	M16 x 2	D5	108.00	27.99	42.01	14.99	11.23	17.46	4	Steam Oxide
34401108	●	M16 x 2	D5	108.00	27.99	42.01	14.99	11.23	17.46	4	V
34401201	●	M18 x 2.5	D5	119.10	35.00	49.00	17.70	13.28	19.05	4	Steam Oxide
34401208	●	M18 x 2.5	D5	119.10	35.00	49.00	17.70	13.28	19.05	4	V
34401301	●	M20 x 2.5	D5	124.61	35.00	50.01	19.30	14.48	19.05	4	Steam Oxide
34401308	●	M20 x 2.5	D5	124.61	35.00	50.01	19.30	14.48	19.05	4	V
34401401	●	M22 x 2.5	D5	130.20	35.00	50.01	20.32	15.24	20.64	4	Steam Oxide
34401408	●	M22 x 2.5	D5	130.20	35.00	50.01	20.32	15.24	20.64	4	V
34401501	●	M24 x 3	D6	138.10	42.01	57.99	22.76	17.07	22.23	4	Steam Oxide
34401508	●	M24 x 3	D6	138.10	42.01	57.99	22.76	17.07	22.23	4	V

● Stocked ○ Available Upon Request; MOQ May Apply ▲ Globally Stocked

EXT

P					M			K	N		S		H			
Steel					Stainless Steel			Cast Iron	Non-Ferrous		HRSA		Hardened Steel			
Carbon Steel			Alloy Steel	Die Steel	Aluminum		Nickel Alloy		Titanium							
Low	Medium	High			300	400		17-4 PH		6061	Casting	Inconel	6Al4V (30 HRC)	~35 HRC	35-45 HRC	45-50 HRC
1010	1035	1065	4140				7075									
			○	○												
			○	○												
			○	○												
			○	○												

○ Good ○ Best





List 301

EXOTAP® VA-3 POT STI



EDP		Thread Size	Thread Limit	Overall Length	Thread Length	Neck Length	Shank Diameter	Square Width	Square Length	Number of Flutes	Surface Treatment
				L (Inch)	Lc (Inch)	L1 (Inch)	d (Inch)	k (Inch)	lk (Inch)		
1712401	●	No. 2 - 56 UNC STI	H2	1.882	0.259	0.570	0.141	0.110	0.188	2	Steam Oxide
1712408	●	No. 2 - 56 UNC STI	H2	1.882	0.259	0.570	0.141	0.110	0.188	2	V
30100101	●	No. 3 - 48 UNC STI	H2	1.941	0.307	0.633	0.141	0.110	0.188	2	Steam Oxide
30100108	●	No. 3 - 48 UNC STI	H2	1.941	0.307	0.633	0.141	0.110	0.188	2	V
1712501	●	No. 4 - 40 UNC STI	H2	2.000	0.362	0.700	0.141	0.110	0.188	2	Steam Oxide
1712508	●	No. 4 - 40 UNC STI	H2	2.000	0.362	0.700	0.141	0.110	0.188	2	V
30100201	●	No. 4 - 48 UNF STI	H2	2.000	0.362	0.700	0.141	0.110	0.188	2	Steam Oxide
30100208	●	No. 4 - 48 UNF STI	H2	2.000	0.362	0.700	0.141	0.110	0.188	2	V
1712601	●	No. 6 - 32 UNC STI	H2	2.382	0.440	0.877	0.194	0.152	0.250	3	Steam Oxide
1712608	●	No. 6 - 32 UNC STI	H2	2.382	0.440	0.877	0.194	0.152	0.250	3	V
1712701	●	No. 6 - 32 UNC STI	H3	2.382	0.440	0.877	0.194	0.152	0.250	3	Steam Oxide
1712708	●	No. 6 - 32 UNC STI	H3	2.382	0.440	0.877	0.194	0.152	0.250	3	V
30100301	●	No. 6 - 40 UNF STI	H3	2.130	0.381	0.759	0.168	0.131	0.250	3	Steam Oxide
30100308	●	No. 6 - 40 UNF STI	H3	2.130	0.381	0.759	0.168	0.131	0.250	3	V
1712801	●	No. 8 - 32 UNC STI	H2	2.382	0.440	0.940	0.220	0.165	0.281	3	Steam Oxide
1712808	●	No. 8 - 32 UNC STI	H2	2.382	0.440	0.940	0.220	0.165	0.281	3	V
1712901	●	No. 8 - 32 UNC STI	H3	2.382	0.440	0.940	0.220	0.165	0.281	3	Steam Oxide
1712908	●	No. 8 - 32 UNC STI	H3	2.382	0.440	0.940	0.220	0.165	0.281	3	V
30100401	●	No. 8 - 36 UNF STI	H2	2.382	0.440	0.940	0.220	0.165	0.281	3	Steam Oxide
30100408	●	No. 8 - 36 UNF STI	H2	2.382	0.440	0.940	0.220	0.165	0.281	3	V
30100501	●	No. 10 - 24 UNC STI	H2	2.500	0.590	1.007	0.255	0.191	0.313	3	Steam Oxide
30100508	●	No. 10 - 24 UNC STI	H2	2.500	0.590	1.007	0.255	0.191	0.313	3	V
30100601	●	No. 10 - 24 UNC STI	H3	2.500	0.590	1.007	0.255	0.191	0.313	3	Steam Oxide
30100608	●	No. 10 - 24 UNC STI	H3	2.500	0.590	1.007	0.255	0.191	0.313	3	V
1713001	●	No. 10 - 32 UNF STI	H2	2.500	0.590	1.007	0.255	0.191	0.313	3	Steam Oxide
1713008	●	No. 10 - 32 UNF STI	H2	2.500	0.590	1.007	0.255	0.191	0.313	3	V
1713101	●	No. 10 - 32 UNF STI	H3	2.500	0.590	1.007	0.255	0.191	0.313	3	Steam Oxide
1713108	●	No. 10 - 32 UNF STI	H3	2.500	0.590	1.007	0.255	0.191	0.313	3	V
30100701	●	1/4 - 20 UNC STI	H2	2.720	0.708	1.133	0.318	0.238	0.375	3	Steam Oxide
30100708	●	1/4 - 20 UNC STI	H2	2.720	0.708	1.133	0.318	0.238	0.375	3	V
30100801	●	1/4 - 20 UNC STI	H3	2.720	0.708	1.133	0.318	0.238	0.375	3	Steam Oxide
30100808	●	1/4 - 20 UNC STI	H3	2.720	0.708	1.133	0.318	0.238	0.375	3	V
1713201	●	1/4 - 28 UNF STI	H2	2.720	0.708	1.133	0.318	0.238	0.375	3	Steam Oxide
1713208	●	1/4 - 28 UNF STI	H2	2.720	0.708	1.133	0.318	0.238	0.375	3	V
1713301	●	1/4 - 28 UNF STI	H3	2.720	0.708	1.133	0.318	0.238	0.375	3	Steam Oxide
1713308	●	1/4 - 28 UNF STI	H3	2.720	0.708	1.133	0.318	0.238	0.375	3	V
30100901	●	5/16 - 18 UNC STI	H3	2.941	0.791	1.263	0.381	0.286	0.438	3	Steam Oxide
30100908	●	5/16 - 18 UNC STI	H3	2.941	0.791	1.263	0.381	0.286	0.438	3	V
30101101	●	5/16 - 18 UNC STI	H4	2.941	0.791	1.263	0.381	0.286	0.438	3	Steam Oxide
30101108	●	5/16 - 18 UNC STI	H4	2.941	0.791	1.263	0.381	0.286	0.438	3	V
30101201	●	5/16 - 24 UNF STI	H2	2.941	0.791	1.263	0.381	0.286	0.438	3	Steam Oxide
30101208	●	5/16 - 24 UNF STI	H2	2.941	0.791	1.263	0.381	0.286	0.438	3	V
1713401	●	5/16 - 24 UNF STI	H3	2.941	0.791	1.263	0.381	0.286	0.438	3	Steam Oxide
1713408	●	5/16 - 24 UNF STI	H3	2.941	0.791	1.263	0.381	0.286	0.438	3	V
30101301	●	3/8 - 16 UNC STI	H3	3.374	0.921	1.354	0.367	0.275	0.438	3	Steam Oxide
30101308	●	3/8 - 16 UNC STI	H3	3.374	0.921	1.354	0.367	0.275	0.438	3	V
30101401	●	3/8 - 16 UNC STI	H4	3.374	0.921	1.354	0.367	0.275	0.438	3	Steam Oxide
30101408	●	3/8 - 16 UNC STI	H4	3.374	0.921	1.354	0.367	0.275	0.438	3	V
30101501	●	3/8 - 24 UNF STI	H2	3.157	0.858	1.291	0.323	0.242	0.406	3	Steam Oxide
30101508	●	3/8 - 24 UNF STI	H2	3.157	0.858	1.291	0.323	0.242	0.406	3	V
30101601	●	3/8 - 24 UNF STI	H3	3.157	0.858	1.291	0.323	0.242	0.406	3	Steam Oxide
30101608	●	3/8 - 24 UNF STI	H3	3.157	0.858	1.291	0.323	0.242	0.406	3	V
30101701	●	7/16 - 14 UNC STI	H3	3.594	1.000	1.472	0.429	0.322	0.500	3	Steam Oxide

● Stocked ○ Available Upon Request; MOQ May Apply ▲ Globally Stocked





List 301 (Continued)

EXOTAP® VA-3 POT STI

SPIRAL POINT	HSSE	S/O	V	C/4P	0°	STI	PACKED 1 PIECE
--------------	------	-----	---	------	----	-----	-------------------

EDP	Thread Size	Thread Limit	Overall Length	Thread Length	Neck Length	Shank Diameter	Square Width	Square Length	Number of Flutes	Surface Treatment	
			L (Inch)	Lc (Inch)	L1 (Inch)	d (Inch)	k (Inch)	lk (Inch)			
30101708	●	7/16 - 14 UNC STI	H3	3.594	1.000	1.472	0.429	0.322	0.500	3	V
30101801	●	7/16 - 14 UNC STI	H4	3.594	1.000	1.472	0.429	0.322	0.500	3	Steam Oxide
30101808	●	7/16 - 14 UNC STI	H4	3.594	1.000	1.472	0.429	0.322	0.500	3	V
30101901	●	7/16 - 20 UNF STI	H3	3.374	0.921	1.354	0.367	0.275	0.438	3	Steam Oxide
30101908	●	7/16 - 20 UNF STI	H3	3.374	0.921	1.354	0.367	0.275	0.438	3	V
30102101	●	7/16 - 20 UNF STI	H4	3.374	0.921	1.354	0.367	0.275	0.438	3	Steam Oxide
30102108	●	7/16 - 20 UNF STI	H4	3.374	0.921	1.354	0.367	0.275	0.438	3	V
30102201	●	1/2 - 13 UNC STI	H3	3.811	1.090	1.562	0.480	0.360	0.563	3	Steam Oxide
30102208	●	1/2 - 13 UNC STI	H3	3.811	1.090	1.562	0.480	0.360	0.563	3	V
30102301	●	1/2 - 13 UNC STI	H4	3.811	1.090	1.562	0.480	0.360	0.563	3	Steam Oxide
30102308	●	1/2 - 13 UNC STI	H4	3.811	1.090	1.562	0.480	0.360	0.563	3	V
30102401	●	1/2 - 20 UNF STI	H3	3.594	1.000	1.472	0.429	0.322	0.500	3	Steam Oxide
30102408	●	1/2 - 20 UNF STI	H3	3.594	1.000	1.472	0.429	0.322	0.500	3	V
30102501	●	1/2 - 20 UNF STI	H4	3.594	1.000	1.472	0.429	0.322	0.500	3	Steam Oxide
30102508	●	1/2 - 20 UNF STI	H4	3.594	1.000	1.472	0.429	0.322	0.500	3	V
30102601	●	9/16 - 12 UNC STI	H3	4.031	1.200	1.712	0.542	0.406	0.625	3	Steam Oxide
30102608	●	9/16 - 12 UNC STI	H3	4.031	1.200	1.712	0.542	0.406	0.625	3	V
30102701	●	9/16 - 12 UNC STI	H4	4.031	1.200	1.712	0.542	0.406	0.625	3	Steam Oxide
30102708	●	9/16 - 12 UNC STI	H4	4.031	1.200	1.712	0.542	0.406	0.625	3	V
30102801	●	9/16 - 18 UNF STI	H3	3.811	1.090	1.562	0.480	0.360	0.563	3	Steam Oxide
30102808	●	9/16 - 18 UNF STI	H3	3.811	1.090	1.562	0.480	0.360	0.563	3	V
30102901	●	9/16 - 18 UNF STI	H4	3.811	1.090	1.562	0.480	0.360	0.563	3	Steam Oxide
30102908	●	9/16 - 18 UNF STI	H4	3.811	1.090	1.562	0.480	0.360	0.563	3	V
30103101	●	5/8 - 11 UNC STI	H3	4.252	1.200	1.712	0.590	0.442	0.688	3	Steam Oxide
30103108	●	5/8 - 11 UNC STI	H3	4.252	1.200	1.712	0.590	0.442	0.688	3	V
30103201	●	5/8 - 11 UNC STI	H4	4.252	1.200	1.712	0.590	0.442	0.688	3	Steam Oxide
30103208	●	5/8 - 11 UNC STI	H4	4.252	1.200	1.712	0.590	0.442	0.688	3	V
30103301	●	5/8 - 18 UNF STI	H3	4.031	1.200	1.712	0.542	0.406	0.625	3	Steam Oxide
30103308	●	5/8 - 18 UNF STI	H3	4.031	1.200	1.712	0.542	0.406	0.625	3	V
30103401	●	5/8 - 18 UNF STI	H4	4.031	1.200	1.712	0.542	0.406	0.625	3	Steam Oxide
30103408	●	5/8 - 18 UNF STI	H4	4.031	1.200	1.712	0.542	0.406	0.625	3	V
30103501	●	3/4 - 10 UNC STI	H3	4.689	1.334	1.885	0.697	0.523	0.750	3	Steam Oxide
30103508	●	3/4 - 10 UNC STI	H3	4.689	1.334	1.885	0.697	0.523	0.750	3	V
30103601	●	3/4 - 10 UNC STI	H5	4.689	1.334	1.885	0.697	0.523	0.750	3	Steam Oxide
30103608	●	3/4 - 10 UNC STI	H5	4.689	1.334	1.885	0.697	0.523	0.750	3	V
30103701	●	3/4 - 16 UNF STI	H3	4.469	1.334	1.885	0.652	0.489	0.688	3	Steam Oxide
30103708	●	3/4 - 16 UNF STI	H3	4.469	1.334	1.885	0.652	0.489	0.688	3	V
30103801	●	3/4 - 16 UNF STI	H4	4.469	1.334	1.885	0.652	0.489	0.688	3	Steam Oxide
30103808	●	3/4 - 16 UNF STI	H4	4.469	1.334	1.885	0.652	0.489	0.688	3	V
30103901	●	7/8 - 9 UNC STI	H3	5.126	1.500	2.090	0.800	0.600	0.813	3	Steam Oxide
30103908	●	7/8 - 9 UNC STI	H3	5.126	1.500	2.090	0.800	0.600	0.813	3	V
30104101	●	7/8 - 9 UNC STI	H5	5.126	1.500	2.090	0.800	0.600	0.813	3	Steam Oxide
30104108	●	7/8 - 9 UNC STI	H5	5.126	1.500	2.090	0.800	0.600	0.813	3	V
30104201	●	7/8 - 14 UNF STI	H3	5.126	1.500	2.090	0.800	0.600	0.813	3	Steam Oxide
30104208	●	7/8 - 14 UNF STI	H3	5.126	1.500	2.090	0.800	0.600	0.813	3	V
30104301	●	7/8 - 14 UNF STI	H4	5.126	1.500	2.090	0.800	0.600	0.813	3	Steam Oxide
30104308	●	7/8 - 14 UNF STI	H4	5.126	1.500	2.090	0.800	0.600	0.813	3	V
30104401	●	1 - 8 UNC STI	H4	5.752	1.712	2.381	1.021	0.766	1.000	3	Steam Oxide

● Stocked ○ Available Upon Request; MOQ May Apply ▲ Globally Stocked

EXT

CONTINUED

P					Die Steel	M			K Cast Iron	N		S		H			
Steel						Stainless Steel				Non-Ferrous		HRSA		Hardened Steel			
Carbon Steel			Alloy Steel	Die Steel		300	400	17-4 PH		Aluminum		Nickel Alloy	Titanium	~35 HRC	35-45 HRC	45-50 HRC	50-70 HRC
Low	Medium	High								6061	Casting						
1010	1035	1065	4140		○	○	○	6061									
1018	1045		4340		○	○		7075									
○	○	○			○	○											
25-80 SFM	20-50 SFM	20-45 SFM			20-45 SFM	20-45 SFM	8-20 SFM										

○ Good ○ Best





EXOTAP VA-3®

Ideal for Stainless Steel

ABOUT OSG

DRILLING

THREADING

MILLING

HOLDERS

INDEX

List 301 (Continued)

EXOTAP® VA-3 POT STI

SPIRAL POINT	HSSE	S/O	V	C/4P	0°	STI	PACKED 1 PIECE
--------------	------	-----	---	------	----	-----	-------------------



EDP	Thread Size	Thread Limit	Overall Length	Thread Length	Neck Length	Shank Diameter	Square Width	Square Length	Number of Flutes	Surface Treatment
			L (Inch)	Lc (Inch)	L1 (Inch)	d (Inch)	k (Inch)	lk (Inch)		
30104408	1 - 8 UNC STI	H4	5.752	1.712	2.381	1.021	0.766	1.000	3	V
30104501	1 - 8 UNC STI	H6	5.752	1.712	2.381	1.021	0.766	1.000	3	Steam Oxide
30104508	1 - 8 UNC STI	H6	5.752	1.712	2.381	1.021	0.766	1.000	3	V
30104601	1 - 12 UNF STI	H4	5.437	1.712	2.303	0.896	0.672	0.875	3	Steam Oxide
30104608	1 - 12 UNF STI	H4	5.437	1.712	2.303	0.896	0.672	0.875	3	V
30104701	1 - 12 UNF STI	H6	5.437	1.712	2.303	0.896	0.672	0.875	3	Steam Oxide
30104708	1 - 12 UNF STI	H6	5.437	1.712	2.303	0.896	0.672	0.875	3	V

● Stocked ○ Available Upon Request; MOQ May Apply ▲ Globally Stocked



P					M			K	N		S	H					
Steel					Stainless Steel			Cast Iron	Non-Ferrous		HRSA		Hardened Steel				
Carbon Steel			Alloy Steel	Die Steel	Aluminum		Nickel Alloy		Titanium								
Low	Medium	High			6061	Casting				Inconel	6Al4V (30 HRC)	~35 HRC	35-45 HRC	45-50 HRC	50-70 HRC		
1010	1035	1065	4140	4340	300	400	17-4 PH	6061	7075								
○	○	○			○	○	○										
25-80 SFM	20-50 SFM	20-45 SFM			20-45 SFM	20-45 SFM	8-20 SFM										

○ Good ○ Best






List 342STI

EXOTAP® VA-3 POT STI

SPIRAL POINT	HSSE	S/O	V	C/4P	0°	STI	PACKED 1 PIECE
--------------	------	-----	---	------	----	-----	----------------



EDP		Thread Size	Thread Limit	Overall Length	Thread Length	Neck Length	Shank Diameter	Square Width	Square Length	Number of Flutes	Surface Treatment
				L (mm)	Lc (mm)	L1 (mm)	d (mm)	k (mm)	lk (mm)		
34200101	●	M2 x 0.4	D2	46.00	6.40	13.10	3.58	2.79	4.76	2	Steam Oxide
34200108	●	M2 x 0.4	D2	46.00	6.40	13.10	3.58	2.79	4.76	2	V
34200201	●	M2.5 x 0.45	D2	49.30	7.60	15.90	3.58	2.79	4.76	2	Steam Oxide
34200208	●	M2.5 x 0.45	D2	49.30	7.60	15.90	3.58	2.79	4.76	2	V
34200301	●	M3 x 0.5	D2	50.80	9.50	17.50	3.58	2.79	4.76	3	Steam Oxide
34200308	●	M3 x 0.5	D2	50.80	9.50	17.50	3.58	2.79	4.76	3	V
34200401	●	M4 x 0.7	D3	60.50	12.70	22.20	4.93	3.86	6.35	3	Steam Oxide
34200408	●	M4 x 0.7	D3	60.50	12.70	22.20	4.93	3.86	6.35	3	V
34200501	●	M5 x 0.8	D3	63.50	15.20	25.40	6.48	4.85	7.94	3	Steam Oxide
34200508	●	M5 x 0.8	D3	63.50	15.20	25.40	6.48	4.85	7.94	3	V
34200601	●	M6 x 1	D3	69.10	16.90	28.60	8.08	6.05	9.53	3	Steam Oxide
34200608	●	M6 x 1	D3	69.10	16.90	28.60	8.08	6.05	9.53	3	V
34200701	●	M8 x 1.25	D3	74.70	19.20	31.90	9.68	7.26	11.11	3	Steam Oxide
34200708	●	M8 x 1.25	D3	74.70	19.20	31.90	9.68	7.26	11.11	3	V
34200801	●	M10 x 1.5	D4	85.90	23.40	34.40	9.32	6.99	11.11	3	Steam Oxide
34200808	●	M10 x 1.5	D4	85.90	23.40	34.40	9.32	6.99	11.11	3	V
34200901	●	M12 x 1.75	D4	91.20	25.40	37.40	10.90	8.18	12.70	3	Steam Oxide
34200908	●	M12 x 1.75	D4	91.20	25.40	37.40	10.90	8.18	12.70	3	V
34201001	●	M14 x 2	D5	102.40	27.70	40.70	13.77	10.31	15.88	3	Steam Oxide
34201008	●	M14 x 2	D5	102.40	27.70	40.70	13.77	10.31	15.88	3	V
34201101	●	M16 x 2	D5	108.00	30.50	43.50	14.99	11.23	17.46	3	Steam Oxide
34201108	●	M16 x 2	D5	108.00	30.50	43.50	14.99	11.23	17.46	3	V
34201201	●	M18 x 2.5	D5	119.10	33.90	47.90	17.70	13.28	19.05	3	Steam Oxide
34201208	●	M18 x 2.5	D5	119.10	33.90	47.90	17.70	13.28	19.05	3	V
34201301	●	M20 x 2.5	D5	124.60	33.90	47.90	19.30	14.48	19.05	3	Steam Oxide
34201308	●	M20 x 2.5	D5	124.60	33.90	47.90	19.30	14.48	19.05	3	V
34201401	●	M22 x 2.5	D5	130.20	38.10	53.10	20.32	15.24	20.64	3	Steam Oxide
34201408	●	M22 x 2.5	D5	130.20	38.10	53.10	20.32	15.24	20.64	3	V
34201501	●	M24 x 3	D6	138.10	43.50	58.50	22.76	17.07	22.23	4	Steam Oxide
34201508	●	M24 x 3	D6	138.10	43.50	58.50	22.76	17.07	22.23	4	V

● Stocked ○ Available Upon Request; MOQ May Apply ▲ Globally Stocked



P					M			K	N		S		H			
Steel					Stainless Steel			Cast Iron	Non-Ferrous		HRSA		Hardened Steel			
Carbon Steel			Alloy Steel	Die Steel					Aluminum		Nickel Alloy	Titanium				
Low	Medium	High			300	400	17-4 PH	6061 7075	Casting	Inconel			6Al4V (30 HRC)	~35 HRC	35-45 HRC	45-50 HRC
1010	1035	1065	4140	4340	300	400	17-4 PH	6061 7075	Casting	Inconel	6Al4V (30 HRC)	~35 HRC	35-45 HRC	45-50 HRC	50-70 HRC	
○	○	○			○	○	○									
25-80 SFM	20-50 SFM	20-45 SFM			20-45 SFM	20-45 SFM	8-20 SFM									

○ Good ○ Best





HY-PRO® AL

High Performance Spiral Flute Tap for Aluminum

List 11036

HY-PRO® AL-POT STI

SPIRAL POINT	HSSE	BR	V	C/4P	0°	STI	PACKED 1 PIECE
--------------	------	----	---	------	----	-----	-------------------



ABOUT OSG

DRILLING

THREADING

MILLING

HOLDERS

INDEX

EDP	Thread Size	Thread Limit	Overall Length			Shank Diameter	Square Width	Square Length	Number of Flutes	Surface Treatment
			L (Inch)	Lc (Inch)	L1 (Inch)					
1103600100	● No. 2 - 56 UNC STI	H2	1.88	0.30	0.56	0.14	0.11	0.19	2	Bright
1103600108	● No. 2 - 56 UNC STI	H2	1.88	0.30	0.56	0.14	0.11	0.19	2	V
1103600200	● No. 4 - 40 UNC STI	H2	2.00	0.37	0.68	0.14	0.11	0.19	2	Bright
1103600208	● No. 4 - 40 UNC STI	H2	2.00	0.37	0.68	0.14	0.11	0.19	2	V
1103600300	● No. 6 - 32 UNC STI	H2	2.38	0.49	0.87	0.19	0.15	0.25	3	Bright
1103600308	● No. 6 - 32 UNC STI	H2	2.38	0.49	0.87	0.19	0.15	0.25	3	V
1103600400	● No. 8 - 32 UNC STI	H3	2.38	0.50	0.94	0.22	0.17	0.28	3	Bright
1103600408	● No. 8 - 32 UNC STI	H3	2.38	0.50	0.94	0.22	0.17	0.28	3	V
1103600500	● No. 10 - 32 UNF STI	H3	2.50	0.60	1.00	0.26	0.19	0.31	3	Bright
1103600508	● No. 10 - 32 UNF STI	H3	2.50	0.60	1.00	0.26	0.19	0.31	3	V
1103600600	● 1/4 - 20 UNC STI	H3	2.72	0.67	1.13	0.32	0.24	0.38	3	Bright
1103600608	● 1/4 - 20 UNC STI	H3	2.72	0.67	1.13	0.32	0.24	0.38	3	V
1103600700	● 1/4 - 28 UNF STI	H3	2.72	0.67	1.13	0.32	0.24	0.38	3	Bright
1103600708	● 1/4 - 28 UNF STI	H3	2.72	0.67	1.13	0.32	0.24	0.38	3	V
1103600800	● 5/16 - 18 UNC STI	H3	2.94	0.42	1.24	0.38	0.29	0.44	3	Bright
1103600808	● 5/16 - 18 UNC STI	H3	2.94	0.42	1.24	0.38	0.29	0.44	3	V
1103600900	● 5/16 - 24 UNF STI	H3	2.94	0.75	1.24	0.38	0.29	0.44	3	Bright
1103600908	● 5/16 - 24 UNF STI	H3	2.94	0.75	1.24	0.38	0.29	0.44	3	V
1103601000	● 3/8 - 16 UNC STI	H3	3.38	0.92	1.35	0.37	0.28	0.44	3	Bright
1103601008	● 3/8 - 16 UNC STI	H3	3.38	0.92	1.35	0.37	0.28	0.44	3	V
1103601100	● 3/8 - 24 UNF STI	H3	3.16	0.86	1.29	0.32	0.24	0.41	3	Bright
1103601108	● 3/8 - 24 UNF STI	H3	3.16	0.86	1.29	0.32	0.24	0.41	3	V
1103601200	● 7/16 - 20 UNF STI	H4	3.38	0.92	1.35	0.37	0.28	0.44	3	Bright
1103601208	● 7/16 - 20 UNF STI	H4	3.38	0.92	1.35	0.37	0.28	0.44	3	V
1103601300	● 1/2 - 20 UNF STI	H4	3.59	1.00	1.47	0.43	0.32	0.50	3	Bright
1103601308	● 1/2 - 20 UNF STI	H4	3.59	1.00	1.47	0.43	0.32	0.50	3	V

● Stocked ○ Available Upon Request; MOQ May Apply ▲ Globally Stocked

Note: Other coatings are available upon request.



P					M			K	N		S		H				
Steel					Stainless Steel				Cast Iron	Non-Ferrous		HRSA		Hardened Steel			
Carbon Steel			Alloy Steel	Die Steel						Aluminum		Nickel Alloy	Titanium				
Low	Medium	High			6061	7075	Casting			Inconel	6Al4V (30 HRC)						
1010	1035	1045	1065	4140	4340	300	400	17-4 PH						~35 HRC	35-45 HRC	45-50 HRC	50-70 HRC
1018	1045	1065							⊙	⊙							
									40-80 SFM	40-65 SFM							

○ Good ⊙ Best






List 125

OSG GENERAL PURPOSE-POT STI

SPIRAL POINT	HSS	BR	C/4P	0°	STI	PACKED 1 PIECE
--------------	-----	----	------	----	-----	-------------------



EDP		Thread Size	Thread Limit	Overall Length	Thread Length	Neck Length	Shank Diameter	Square Width	Square Length	Number of Flutes	Surface Treatment
				L (Inch)	Lc (Inch)	L1 (Inch)	d (Inch)	k (Inch)	lk (Inch)		
7002600	●	No. 2 - 56 UNC STI	H2	1.882	0.322	0.559	0.141	0.110	0.188	2	Bright
7003200	●	No. 3 - 48 UNC STI	H2	1.941	0.322	0.618	0.141	0.110	0.188	2	Bright
1820400	●	No. 4 - 40 UNC STI	H1	2.000	0.389	0.688	0.141	0.110	0.188	2	Bright
1824000	●	No. 4 - 40 UNC STI	H2	2.000	0.389	0.688	0.141	0.110	0.188	2	Bright
7004400	●	No. 4 - 48 UNF STI	H2	2.000	0.389	0.688	0.141	0.110	0.188	2	Bright
7005000	●	No. 5 - 40 UNC STI	H2	2.130	0.389	0.755	0.168	0.131	0.250	2	Bright
1824800	●	No. 6 - 32 UNC STI	H2	2.382	0.507	0.877	0.194	0.152	0.250	2	Bright
1830400	●	No. 6 - 32 UNC STI	H3	2.382	0.507	0.877	0.194	0.152	0.250	2	Bright
7007100	●	No. 6 - 40 UNF STI	H2	2.130	0.393	0.759	0.168	0.131	0.250	2	Bright
1825200	●	No. 8 - 32 UNC STI	H2	2.382	0.511	0.940	0.220	0.165	0.281	2	Bright
1830800	●	No. 8 - 32 UNC STI	H3	2.382	0.511	0.940	0.220	0.165	0.281	2	Bright
7008600	●	No. 8 - 36 UNF STI	H2	2.382	0.511	0.940	0.220	0.165	0.281	2	Bright
1825600	●	No. 10 - 24 UNC STI	H2	2.500	0.641	1.007	0.255	0.191	0.313	2	Bright
7009800	●	No. 10 - 24 UNC STI	H3	2.500	0.641	1.007	0.255	0.191	0.313	2	Bright
1825800	●	No. 10 - 32 UNF STI	H2	2.500	0.641	1.007	0.255	0.191	0.313	2	Bright
7010700	●	No. 10 - 32 UNF STI	H3	2.500	0.641	1.007	0.255	0.191	0.313	2	Bright
1826400	●	1/4 - 20 UNC STI	H2	2.720	0.700	1.129	0.318	0.238	0.375	3	Bright
1832000	●	1/4 - 20 UNC STI	H3	2.720	0.700	1.129	0.318	0.238	0.375	3	Bright
1826600	●	1/4 - 28 UNF STI	H2	2.720	0.700	1.129	0.318	0.238	0.375	3	Bright
1832200	●	1/4 - 28 UNF STI	H3	2.720	0.700	1.129	0.318	0.238	0.375	3	Bright
7014700	●	5/16 - 18 UNC STI	H3	2.941	0.763	1.251	0.381	0.286	0.438	3	Bright
7015300	●	5/16 - 18 UNC STI	H4	2.941	0.763	1.251	0.381	0.286	0.438	3	Bright
7015900	●	5/16 - 24 UNF STI	H2	2.941	0.763	1.251	0.381	0.286	0.438	3	Bright
7016200	●	5/16 - 24 UNF STI	H3	2.941	0.763	1.251	0.381	0.286	0.438	3	Bright
7017100	●	3/8 - 16 UNC STI	H3	3.382	0.940	1.374	0.367	0.275	0.438	3	Bright
7017400	●	3/8 - 16 UNC STI	H4	3.382	0.940	1.374	0.367	0.275	0.438	3	Bright
7018000	●	3/8 - 24 UNF STI	H2	3.161	0.881	1.314	0.323	0.242	0.406	3	Bright
7018300	●	3/8 - 24 UNF STI	H3	3.161	0.881	1.314	0.323	0.242	0.406	3	Bright
12500100	●	7/16 - 14 UNC STI	H3	3.591	1.000	1.472	0.429	0.322	0.500	3	Bright
12500200	●	7/16 - 14 UNC STI	H4	3.591	1.000	1.472	0.429	0.322	0.500	3	Bright
12500300	●	7/16 - 20 UNF STI	H3	3.382	0.940	1.374	0.367	0.275	0.438	3	Bright
12500400	●	7/16 - 20 UNF STI	H4	3.382	0.940	1.374	0.367	0.275	0.438	3	Bright
12500500	●	1/2 - 13 UNC STI	H3	3.811	1.090	1.562	0.480	0.360	0.563	3	Bright
12500600	●	1/2 - 13 UNC STI	H4	3.811	1.090	1.562	0.480	0.360	0.563	3	Bright
12500700	●	1/2 - 20 UNF STI	H3	3.591	1.000	1.472	0.429	0.322	0.500	3	Bright
12500800	●	1/2 - 20 UNF STI	H4	3.591	1.000	1.472	0.429	0.322	0.500	3	Bright
12500900	●	9/16 - 12 UNC STI	H3	4.031	1.090	1.562	0.542	0.406	0.625	3	Bright
12501000	●	9/16 - 12 UNC STI	H4	4.031	1.090	1.562	0.542	0.406	0.625	3	Bright
12501100	●	9/16 - 18 UNF STI	H3	3.811	1.090	1.562	0.480	0.360	0.563	3	Bright
12501200	●	9/16 - 18 UNF STI	H4	3.811	1.090	1.562	0.480	0.360	0.563	3	Bright
12501300	●	5/8 - 11 UNC STI	H3	4.252	1.220	1.712	0.590	0.442	0.688	3	Bright
12501400	●	5/8 - 11 UNC STI	H4	4.252	1.220	1.712	0.590	0.442	0.688	3	Bright

● Stocked ○ Available Upon Request; MOQ May Apply ▲ Globally Stocked
 Note: Other coatings are available upon request.



CONTINUED ➔

P					M			K	N		S		H				
Steel					Stainless Steel			Cast Iron	Non-Ferrous		HRSA		Hardened Steel				
Carbon Steel			Alloy Steel	Die Steel					Aluminum		Nickel Alloy	Titanium					
Low	Medium	High			300	400	17-4 PH		6061 7075	Casting			Inconel	6Al4V (30 HRC)	~35 HRC	35-45 HRC	45-50 HRC
○	○	○					○	○	○								
25-80 SFM	20-50 SFM	20-45 SFM					25-75 SFM	40-80 SFM	40-65 SFM								


○ Good ⊗ Best





List 125 (Continued)

OSG GENERAL PURPOSE-POT STI



EDP		Thread Size	Thread Limit	Overall Length	Thread Length	Neck Length	Shank Diameter	Square Width	Square Length	Number of Flutes	Surface Treatment
				L (Inch)	Lc (Inch)	L1 (Inch)	d (Inch)	k (Inch)	lk (Inch)		
12501500	●	5/8 - 18 UNF STI	H3	4.031	1.090	1.562	0.542	0.406	0.625	3	Bright
12501600	●	5/8 - 18 UNF STI	H4	4.031	1.090	1.562	0.542	0.406	0.625	3	Bright
12501700	●	3/4 - 10 UNC STI	H3	4.689	1.334	1.885	0.697	0.523	0.750	3	Bright
12501800	●	3/4 - 10 UNC STI	H5	4.689	1.334	1.885	0.697	0.523	0.750	3	Bright
12501900	●	3/4 - 16 UNF STI	H3	4.469	1.417	1.771	0.652	0.489	0.688	3	Bright
12502000	●	3/4 - 16 UNF STI	H4	4.469	1.417	1.771	0.652	0.489	0.688	3	Bright
12502100	●	7/8 - 9 UNC STI	H3	5.130	1.500	2.090	0.800	0.600	0.813	3	Bright
12502200	●	7/8 - 9 UNC STI	H5	5.130	1.500	2.090	0.800	0.600	0.813	3	Bright
12502300	●	7/8 - 14 UNF STI	H3	5.130	1.500	2.090	0.800	0.600	0.813	3	Bright
12502400	●	7/8 - 14 UNF STI	H4	5.130	1.500	2.090	0.800	0.600	0.813	3	Bright
12502500	●	1 - 8 UNC STI	H4	5.752	1.712	2.381	1.021	0.766	1.000	4	Bright
12502600	●	1 - 8 UNC STI	H6	5.752	1.712	2.381	1.021	0.766	1.000	4	Bright
12502700	●	1 - 12 UNF STI	H4	5.441	1.712	2.303	0.896	0.672	0.875	4	Bright
12502800	●	1 - 12 UNF STI	H6	5.441	1.712	2.303	0.896	0.672	0.875	4	Bright

● Stocked ○ Available Upon Request; MOQ May Apply ▲ Globally Stocked
 Note: Other coatings are available upon request.



P					M			K	N		S		H					
Steel					Stainless Steel			Cast Iron	Non-Ferrous		HRSA		Hardened Steel					
Carbon Steel			Alloy Steel	Die Steel					Aluminum		Nickel Alloy	Titanium						
Low	Medium	High			300	400	17-4 PH		6061 7075	Casting			Inconel	6Al4V (30 HRC)	~35 HRC	35-45 HRC	45-50 HRC	50-70 HRC
1010	1035	1065	4140	4340														
○	○	○					○	○	○									
25-80 SFM	20-50 SFM	20-45 SFM					25-75 SFM	40-80 SFM	40-65 SFM									

○ Good ⊗ Best






List 127

OSG GENERAL PURPOSE-POT STI

SPIRAL POINT	HSS	BR	C/4.5P	0°	STI	PACKED 1 PIECE
--------------	-----	----	--------	----	-----	-------------------



EDP	Thread Size	Thread Limit	Overall Length	Thread Length	Neck Length	Shank Diameter	Square Width	Square Length	Number of Flutes	
			L (mm)	Lc (mm)	L1 (mm)	d (mm)	k (mm)	lk (mm)		
12700100	●	M2 x 0.4	D2	46.00	6.40	13.10	3.58	2.79	4.76	2
12700200	●	M2.5 x 0.45	D2	49.30	8.20	15.70	3.58	2.79	4.76	2
12700300	●	M3 x 0.5	D2	50.80	10.00	17.50	3.58	2.79	4.76	2
12700400	●	M4 x 0.7	D3	60.50	13.00	22.40	4.93	3.86	6.35	2
12700500	●	M5 x 0.8	D3	63.50	16.30	25.70	6.48	4.85	7.94	2
12700600	●	M6 x 1	D3	69.10	17.80	28.70	8.08	6.05	9.53	3
12700700	●	M8 x 1.25	D3	74.70	19.40	31.80	9.68	7.26	11.11	3
12700800	●	M10 x 1.5	D4	85.90	23.90	34.90	9.32	6.99	11.11	3
12700900	●	M12 x 1.75	D4	91.20	25.40	37.40	10.90	8.18	12.70	3
12701000	●	M14 x 2	D5	102.40	27.70	40.70	13.77	10.31	15.88	3
12701100	●	M16 x 2	D5	108.00	31.00	43.50	14.99	11.23	17.46	3
12701200	●	M18 x 2.5	D5	119.10	33.90	47.90	17.70	13.28	19.05	3
12701300	●	M20 x 2.5	D5	124.60	33.90	47.90	19.30	14.48	19.05	3
12701400	●	M22 x 2.5	D5	130.20	38.10	53.10	20.32	15.24	20.64	3
12701500	●	M24 x 3	D6	138.10	43.50	58.50	22.76	17.07	22.23	4

● Stocked ○ Available Upon Request; MOQ May Apply ▲ Globally Stocked
 Note: Other coatings are available upon request.



ABOUT OSG

DRILLING

THREADING

MILLING

HOLDERS

INDEX

P					M			K	N		S		H				
Steel					Stainless Steel			Cast Iron	Non-Ferrous		HRSA		Hardened Steel				
Carbon Steel			Alloy Steel	Die Steel					Aluminum		Nickel Alloy	Titanium					
Low	Medium	High			300	400	17-4 PH		6061 7075	Casting			Inconel	6Al4V (30 HRC)	~35 HRC	35-45 HRC	45-50 HRC
○	○	○					○	○	○								
25-80 SFM	20-50 SFM	20-45 SFM					25-75 SFM	40-80 SFM	40-65 SFM								

○ Good ⊗ Best






GENERAL PURPOSE

List 126

OSG GENERAL PURPOSE-HT STI



ABOUT OSG

DRILLING

THREADING

MILLING

HOLDERS

INDEX

EDP		Thread Size	Thread Limit	Chamfer Type	Overall Length	Thread Length	Neck Length	Shank Diameter	Square Width	Square Length	Number of Flutes
					L (Inch)	Lc (Inch)	L1 (Inch)	d (Inch)	k (Inch)	lk (Inch)	
6002700	●	No. 2 - 56 UNC STI	H2	Bottom (1.5P)	1.886	0.279	0.696	0.141	0.110	0.188	3
6002600	●	No. 2 - 56 UNC STI	H2	Plug (4P)	1.886	0.279	0.696	0.141	0.110	0.188	3
6003300	●	No. 3 - 48 UNC STI	H2	Bottom (1.5P)	1.941	0.314	0.748	0.141	0.110	0.188	3
6003200	●	No. 3 - 48 UNC STI	H2	Plug (4P)	1.941	0.314	0.748	0.141	0.110	0.188	3
6004600	●	No. 4 - 40 UNC STI	H1	Bottom (1.5P)	2.000	0.374	0.803	0.141	0.110	0.188	3
6004500	●	No. 4 - 40 UNC STI	H1	Plug (4P)	2.000	0.374	0.803	0.141	0.110	0.188	3
1804100	●	No. 4 - 40 UNC STI	H2	Bottom (1.5P)	2.000	0.374	0.803	0.141	0.110	0.188	3
1804000	●	No. 4 - 40 UNC STI	H2	Plug (4P)	2.000	0.374	0.803	0.141	0.110	0.188	3
12600200	●	No. 4 - 48 UNF STI	H2	Bottom (1.5P)	2.059	0.374	0.803	0.141	0.110	0.188	3
12600100	●	No. 4 - 48 UNF STI	H2	Plug (4P)	2.059	0.374	0.803	0.141	0.110	0.188	3
6006100	●	No. 5 - 40 UNC STI	H2	Bottom (1.5P)	2.197	0.374	0.933	0.168	0.131	0.250	3
6006000	●	No. 5 - 40 UNC STI	H2	Plug (4P)	2.197	0.374	0.933	0.168	0.131	0.250	3
6006700	●	No. 6 - 32 UNC STI	H2	Bottom (1.5P)	2.268	0.444	1.003	0.194	0.152	0.250	3
6006600	●	No. 6 - 32 UNC STI	H2	Plug (4P)	2.382	0.476	1.055	0.194	0.152	0.250	3
1810500	●	No. 6 - 32 UNC STI	H3	Bottom (1.5P)	2.382	0.476	1.055	0.194	0.152	0.250	3
1810400	●	No. 6 - 32 UNC STI	H3	Plug (4P)	2.382	0.476	1.055	0.194	0.152	0.250	3
6007600	●	No. 6 - 40 UNF STI	H2	Bottom (1.5P)	2.201	0.472	0.937	0.168	0.131	0.250	3
6007500	●	No. 6 - 40 UNF STI	H2	Plug (4P)	2.276	0.547	1.011	0.168	0.131	0.250	3
6008200	●	No. 8 - 32 UNC STI	H2	Bottom (1.5P)	2.465	0.468	1.114	0.220	0.165	0.281	3
6008100	●	No. 8 - 32 UNC STI	H2	Plug (4P)	2.555	0.559	1.204	0.220	0.165	0.281	3
1810900	●	No. 8 - 32 UNC STI	H3	Bottom (1.5P)	2.465	0.468	1.114	0.220	0.165	0.281	3
1810800	●	No. 8 - 32 UNC STI	H3	Plug (4P)	2.555	0.559	1.204	0.220	0.165	0.281	3
12600400	●	No. 8 - 36 UNF STI	H2	Bottom (1.5P)	2.465	0.468	1.114	0.220	0.165	0.281	3
12600300	●	No. 8 - 36 UNF STI	H2	Plug (4P)	2.555	0.559	1.204	0.220	0.165	0.281	3
1805700	●	No. 10 - 24 UNC STI	H2	Bottom (1.5P)	2.496	0.625	1.185	0.255	0.191	0.313	3
1805600	●	No. 10 - 24 UNC STI	H2	Plug (4P)	2.602	0.732	1.291	0.255	0.191	0.313	3
6010300	●	No. 10 - 24 UNC STI	H3	Bottom (1.5P)	2.575	0.625	1.185	0.255	0.191	0.313	3
6010200	●	No. 10 - 24 UNC STI	H3	Plug (4P)	2.602	0.732	1.291	0.255	0.191	0.313	3
1805900	●	No. 10 - 32 UNF STI	H2	Bottom (1.5P)	2.496	0.625	1.185	0.255	0.191	0.313	3
1805800	●	No. 10 - 32 UNF STI	H2	Plug (4P)	2.602	0.732	1.291	0.255	0.191	0.313	3
1811500	●	No. 10 - 32 UNF STI	H3	Bottom (1.5P)	2.496	0.625	1.185	0.255	0.191	0.313	3
1811400	●	No. 10 - 32 UNF STI	H3	Plug (4P)	2.602	0.732	1.291	0.255	0.191	0.313	3
6013300	●	1/4 - 20 UNC STI	H2	Bottom (1.5P)	2.720	0.751	1.322	0.318	0.238	0.375	3
6013200	●	1/4 - 20 UNC STI	H2	Plug (4P)	2.720	0.751	1.322	0.318	0.238	0.375	3
1812100	●	1/4 - 20 UNC STI	H3	Bottom (1.5P)	2.720	0.751	1.322	0.318	0.238	0.375	3
1812000	●	1/4 - 20 UNC STI	H3	Plug (4P)	2.720	0.751	1.322	0.318	0.238	0.375	4
1806700	●	1/4 - 28 UNF STI	H2	Bottom (1.5P)	2.720	0.751	1.322	0.318	0.238	0.375	3
1806600	●	1/4 - 28 UNF STI	H2	Plug (4P)	2.720	0.751	1.322	0.318	0.238	0.375	3
6014500	●	1/4 - 28 UNF STI	H3	Bottom (1.5P)	2.720	0.751	1.322	0.318	0.238	0.375	4
6014400	●	1/4 - 28 UNF STI	H3	Plug (4P)	2.720	0.751	1.322	0.318	0.238	0.375	3
1812500	●	5/16 - 18 UNC STI	H3	Bottom (1.5P)	2.937	0.834	1.413	0.381	0.286	0.438	4
1812400	●	5/16 - 18 UNC STI	H3	Plug (4P)	2.937	0.834	1.413	0.381	0.286	0.438	4
6015700	●	5/16 - 18 UNC STI	H4	Bottom (1.5P)	2.937	0.834	1.413	0.381	0.286	0.438	4
6015600	●	5/16 - 18 UNC STI	H4	Plug (4P)	2.937	0.834	1.413	0.381	0.286	0.438	4
12600600	●	5/16 - 24 UNF STI	H2	Bottom (1.5P)	2.937	0.834	1.413	0.381	0.286	0.438	4
12600500	●	5/16 - 24 UNF STI	H2	Plug (4P)	2.937	0.834	1.413	0.381	0.286	0.438	4
6016600	●	5/16 - 24 UNF STI	H3	Bottom (1.5P)	2.937	0.834	1.413	0.381	0.286	0.438	4
6016500	●	5/16 - 24 UNF STI	H3	Plug (4P)	2.937	0.834	1.413	0.381	0.286	0.438	4
1812900	●	3/8 - 16 UNC STI	H3	Bottom (1.5P)	3.374	0.937	1.811	0.367	0.275	0.438	4
1812800	●	3/8 - 16 UNC STI	H3	Plug (4P)	3.374	0.937	1.811	0.367	0.275	0.438	4
12600800	●	3/8 - 16 UNC STI	H4	Bottom (1.5P)	3.374	0.937	1.811	0.367	0.275	0.438	4
12600700	●	3/8 - 16 UNC STI	H4	Plug (4P)	3.374	0.937	1.811	0.367	0.275	0.438	4
6018400	●	3/8 - 24 UNF STI	H2	Bottom (1.5P)	3.157	0.937	1.688	0.323	0.242	0.406	4

● Stocked ○ Available Upon Request; MOQ May Apply ▲ Globally Stocked
Note: Other coatings are available upon request.





List 126 (Continued)

OSG GENERAL PURPOSE-HT STI

STRAIGHT FLUTE	HSS	BR	C/1.5P	C/4P	0°	STI	PACKED 1 PIECE
----------------	-----	----	--------	------	----	-----	-------------------

EDP		Thread Size	Thread Limit	Chamfer Type	Overall Length	Thread Length	Neck Length	Shank Diameter	Square Width	Square Length	Number of Flutes
					L (Inch)	Lc (Inch)	L1 (Inch)	d (Inch)	k (Inch)	lk (Inch)	
6018300	●	3/8 - 24 UNF STI	H2	Plug (4P)	3.157	0.937	1.688	0.323	0.242	0.406	4
6018700	●	3/8 - 24 UNF STI	H3	Bottom (1.5P)	3.157	0.937	1.688	0.323	0.242	0.406	4
6018600	●	3/8 - 24 UNF STI	H3	Plug (4P)	3.157	0.937	1.688	0.323	0.242	0.406	4
6019600	●	7/16 - 14 UNC STI	H3	Bottom (1.5P)	3.594	1.070	1.940	0.429	0.322	0.500	4
1813200	●	7/16 - 14 UNC STI	H3	Plug (4P)	3.594	1.070	1.940	0.429	0.322	0.500	4
6019900	●	7/16 - 14 UNC STI	H4	Bottom (1.5P)	3.594	1.070	1.940	0.429	0.322	0.500	4
6019800	●	7/16 - 14 UNC STI	H4	Plug (4P)	3.594	1.070	1.940	0.429	0.322	0.500	4
1813500	●	7/16 - 20 UNF STI	H3	Bottom (1.5P)	3.374	1.070	1.811	0.367	0.275	0.438	4
1813400	●	7/16 - 20 UNF STI	H3	Plug (4P)	3.374	1.070	1.811	0.367	0.275	0.438	4
12601000	●	7/16 - 20 UNF STI	H4	Bottom (1.5P)	3.374	1.070	1.811	0.367	0.275	0.438	4
12600900	●	7/16 - 20 UNF STI	H4	Plug (4P)	3.374	1.070	1.811	0.367	0.275	0.438	4
6022000	●	1/2 - 13 UNC STI	H3	Bottom (1.5P)	3.811	1.153	2.000	0.480	0.360	0.563	4
1813600	●	1/2 - 13 UNC STI	H3	Plug (4P)	3.811	1.153	2.000	0.480	0.360	0.563	4
12601200	●	1/2 - 13 UNC STI	H4	Bottom (1.5P)	3.811	1.153	2.000	0.480	0.360	0.563	4
12601100	●	1/2 - 13 UNC STI	H4	Plug (4P)	3.811	1.153	2.000	0.480	0.360	0.563	4
1813900	●	1/2 - 20 UNF STI	H3	Bottom (1.5P)	3.594	1.153	1.940	0.429	0.322	0.500	4
1813800	●	1/2 - 20 UNF STI	H3	Plug (4P)	3.594	1.153	1.940	0.429	0.322	0.500	4
12601400	●	1/2 - 20 UNF STI	H4	Bottom (1.5P)	3.594	1.153	1.940	0.429	0.322	0.500	4
12601300	●	1/2 - 20 UNF STI	H4	Plug (4P)	3.594	1.153	1.940	0.429	0.322	0.500	4
12601600	●	9/16 - 12 UNC STI	H3	Bottom (1.5P)	4.031	1.165	2.165	0.542	0.406	0.625	4
12601500	●	9/16 - 12 UNC STI	H3	Plug (4P)	4.031	1.165	2.165	0.542	0.406	0.625	4
12601800	●	9/16 - 12 UNC STI	H4	Bottom (1.5P)	4.031	1.165	2.165	0.542	0.406	0.625	4
12601700	●	9/16 - 12 UNC STI	H4	Plug (4P)	4.031	1.165	2.165	0.542	0.406	0.625	4
12602000	●	9/16 - 18 UNF STI	H3	Bottom (1.5P)	3.811	1.165	2.125	0.480	0.360	0.563	4
12601900	●	9/16 - 18 UNF STI	H3	Plug (4P)	3.811	1.165	2.125	0.480	0.360	0.563	4
12602200	●	9/16 - 18 UNF STI	H4	Bottom (1.5P)	3.811	1.165	2.125	0.480	0.360	0.563	4
12602100	●	9/16 - 18 UNF STI	H4	Plug (4P)	3.811	1.165	2.125	0.480	0.360	0.563	4
12602400	●	5/8 - 11 UNC STI	H3	Bottom (1.5P)	4.252	1.271	2.433	0.590	0.442	0.688	4
12602300	●	5/8 - 11 UNC STI	H3	Plug (4P)	4.252	1.271	2.433	0.590	0.442	0.688	4
12602600	●	5/8 - 11 UNC STI	H4	Bottom (1.5P)	4.252	1.271	2.433	0.590	0.442	0.688	4
12602500	●	5/8 - 11 UNC STI	H4	Plug (4P)	4.252	1.271	2.433	0.590	0.442	0.688	4
12602800	●	5/8 - 18 UNF STI	H3	Bottom (1.5P)	4.031	1.271	2.165	0.542	0.406	0.625	4
12602700	●	5/8 - 18 UNF STI	H3	Plug (4P)	4.031	1.271	2.165	0.542	0.406	0.625	4
12603000	●	5/8 - 18 UNF STI	H4	Bottom (1.5P)	4.031	1.271	2.165	0.542	0.406	0.625	4
12602900	●	5/8 - 18 UNF STI	H4	Plug (4P)	4.031	1.271	2.165	0.542	0.406	0.625	4
12603200	●	3/4 - 10 UNC STI	H3	Bottom (1.5P)	4.689	1.401	2.653	0.697	0.523	0.750	4
12603100	●	3/4 - 10 UNC STI	H3	Plug (4P)	4.689	1.401	2.653	0.697	0.523	0.750	4
12603400	●	3/4 - 10 UNC STI	H5	Bottom (1.5P)	4.689	1.401	2.653	0.697	0.523	0.750	4
12603300	●	3/4 - 10 UNC STI	H5	Plug (4P)	4.689	1.401	2.653	0.697	0.523	0.750	4
12603600	●	3/4 - 16 UNF STI	H3	Bottom (1.5P)	4.469	1.401	2.433	0.652	0.489	0.688	4
12603500	●	3/4 - 16 UNF STI	H3	Plug (4P)	4.469	1.401	2.433	0.652	0.489	0.688	4
12603800	●	3/4 - 16 UNF STI	H4	Bottom (1.5P)	4.469	1.401	2.433	0.652	0.489	0.688	4
12603700	●	3/4 - 16 UNF STI	H4	Plug (4P)	4.469	1.401	2.433	0.652	0.489	0.688	4
12604000	●	7/8 - 9 UNC STI	H3	Bottom (1.5P)	5.126	1.555	3.011	0.800	0.600	0.813	4
12603900	●	7/8 - 9 UNC STI	H3	Plug (4P)	5.126	1.555	3.011	0.800	0.600	0.813	4
12604200	●	7/8 - 9 UNC STI	H5	Bottom (1.5P)	5.126	1.555	3.011	0.800	0.600	0.813	4
12604100	●	7/8 - 9 UNC STI	H5	Plug (4P)	5.126	1.555	3.011	0.800	0.600	0.813	4
12604400	●	7/8 - 14 UNF STI	H3	Bottom (1.5P)	5.126	1.555	3.011	0.800	0.600	0.813	4

● Stocked ○ Available Upon Request; MOQ May Apply ▲ Globally Stocked
 Note: Other coatings are available upon request.



P					M			K	N		S		H			
Steel					Stainless Steel			Cast Iron	Non-Ferrous		HRSA		Hardened Steel			
Carbon Steel			Alloy Steel	Die Steel	300	400	17-4 PH		Aluminum		Nickel Alloy	Titanium				
Low	Medium	High							6061	Casting			Inconel	6Al4V (30 HRC)	~35 HRC	35-45 HRC
1010	1035	1065	4140	4340				6061	7075							
○	○	○						○	○	○						
25-80 SFM	20-50 SFM	20-45 SFM						25-75 SFM	40-80 SFM	40-65 SFM						

○ Good ⊙ Best





GENERAL PURPOSE

ABOUT OSG

DRILLING

THREADING

MILLING


HOLDERS

INDEX

List 126 (Continued)

OSG GENERAL PURPOSE-HT STI

STRAIGHT FLUTE	HSS	BR	C/1.5P	C/4P	0°	STI	PACKED 1 PIECE
----------------	-----	----	--------	------	----	-----	-------------------



EDP		Thread Size	Thread Limit	Chamfer Type	Overall Length			Shank Diameter	Square Width	Square Length	Number of Flutes
					L (Inch)	Lc (Inch)	L1 (Inch)				
12604300	●	7/8 - 14 UNF STI	H3	Plug (4P)	5.126	1.555	3.011	0.800	0.600	0.813	4
12604600	●	7/8 - 14 UNF STI	H4	Bottom (1.5P)	5.126	1.555	3.011	0.800	0.600	0.813	4
12604500	●	7/8 - 14 UNF STI	H4	Plug (4P)	5.126	1.555	3.011	0.800	0.600	0.813	4
12604800	●	1 - 8 UNC STI	H4	Bottom (1.5P)	5.752	1.751	3.074	1.021	0.766	1.000	4
12604700	●	1 - 8 UNC STI	H4	Plug (4P)	5.752	1.751	3.074	1.021	0.766	1.000	4
12605000	●	1 - 8 UNC STI	H6	Bottom (1.5P)	5.752	1.751	3.074	1.021	0.766	1.000	4
12604900	●	1 - 8 UNC STI	H6	Plug (4P)	5.752	1.751	3.074	1.021	0.766	1.000	4
12605200	●	1 - 12 UNF STI	H4	Bottom (1.5P)	5.437	1.751	3.074	0.896	0.672	0.875	4
12605100	●	1 - 12 UNF STI	H4	Plug (4P)	5.437	1.751	3.074	0.896	0.672	0.875	4
12605400	●	1 - 12 UNF STI	H6	Bottom (1.5P)	5.437	1.751	3.074	0.896	0.672	0.875	4
12605300	●	1 - 12 UNF STI	H6	Plug (4P)	5.437	1.751	3.074	0.896	0.672	0.875	4

● Stocked ○ Available Upon Request; MOQ May Apply ▲ Globally Stocked
 Note: Other coatings are available upon request.



P					M			K	N		S		H				
Steel					Stainless Steel			Cast Iron	Non-Ferrous		HRSA		Hardened Steel				
Carbon Steel			Alloy Steel	Die Steel					Aluminum		Nickel Alloy	Titanium					
Low	Medium	High			300	400	17-4 PH		6061 7075	Casting			Inconel	6Al4V (30 HRC)	~35 HRC	35-45 HRC	45-50 HRC
○	○	○					○	○	○								
25-80 SFM	20-50 SFM	20-45 SFM					25-75 SFM	40-80 SFM	40-65 SFM								

○ Good ⊙ Best

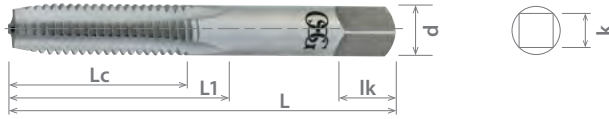




List 128

OSG GENERAL PURPOSE-HT STI

STRAIGHT FLUTE	HSS	BR	C/2.5P	STI	0°	STI	PACKED 1 PIECE
----------------	-----	----	--------	-----	----	-----	-------------------



EDP	●	Thread Size	Thread Limit	Overall Length			Shank Diameter	Square Width	Square Length	Number of Flutes
				L (mm)	Lc (mm)	L1 (mm)				
12800100	●	M2 x 0.4	D2	47.80	13.00	14.00	3.58	2.79	4.76	2
12800200	●	M2.5 x 0.45	D2	49.30	6.70	16.30	3.58	2.79	4.76	2
12800300	●	M3 x 0.5	D2	50.80	7.10	17.60	3.58	2.79	4.76	3
12800400	●	M4 x 0.7	D3	60.50	10.30	22.70	4.93	3.86	6.35	3
12800500	●	M5 x 0.8	D3	63.50	11.30	25.50	6.48	4.85	7.94	3
12800600	●	M6 x 1	D3	69.10	14.00	28.60	8.08	6.05	9.53	3
12800700	●	M8 x 1.25	D3	74.70	17.50	31.80	9.68	7.26	11.11	4
12800800	●	M10 x 1.5	D4	85.90	21.00	49.10	9.32	6.99	11.11	4
12800900	●	M12 x 1.75	D4	91.20	24.50	50.10	10.90	8.18	12.70	4
12801000	●	M14 x 2	D5	102.40	28.00	55.00	13.77	10.31	15.88	4
12801100	●	M16 x 2	D5	108.00	28.00	61.80	14.99	11.23	17.46	4
12801200	●	M18 x 2.5	D5	119.10	35.00	67.40	17.70	13.28	19.05	4
12801300	●	M20 x 2.5	D5	124.60	35.00	68.40	19.30	14.48	19.05	4
12801400	●	M22 x 2.5	D5	130.20	35.00	76.50	20.32	15.24	20.64	4
12801500	●	M24 x 3	D6	138.10	42.00	79.10	22.76	17.07	22.23	4

● Stocked ○ Available Upon Request; MOQ May Apply ▲ Globally Stocked
 Note: Other coatings are available upon request.



ABOUT OSG

DRILLING

THREADING

MILLING

HOLDERS

INDEX

P					M			K	N		S		H					
Steel					Stainless Steel			Cast Iron	Non-Ferrous		HRSA		Hardened Steel					
Carbon Steel			Alloy Steel	Die Steel					Aluminum		Nickel Alloy	Titanium						
Low	Medium	High			300	400	17-4 PH		6061	Casting			Inconel	6Al4V (30 HRC)	~35 HRC	35-45 HRC	45-50 HRC	50-70 HRC
1010	1035	1045	1065	4140	4340													
○	○	○					○	○	○									
25-80 SFM	20-50 SFM	20-45 SFM					25-75 SFM	40-80 SFM	40-65 SFM									

○ Good ⊗ Best





A Brand A-Pipe

Advanced Performance Pipe Taps

ABOUT OSG

DRILLING

THREADING

MILLING

HOLDERS

INDEX

List 16570

A BRAND A-NPT, Interrupted Thread



HSSE



40°

PACKED
1 PIECE



EDP	Thread Size	Overall Length	Thread Length	Neck Length	Shank Diameter	Square Width	Square Length	Number of Flutes
		L (Inch)	Lc (Inch)	L1 (Inch)	d (Inch)	k (Inch)	lk (Inch)	
1657001008	1/16 - 27 NPT	3.543	0.689	1.417	0.313	0.234	0.375	3
1657002008	1/8 - 27 NPT	3.543	0.752	1.457	0.313	0.234	0.375	3
1657003008	1/8 - 27 NPT	3.543	0.752	1.457	0.438	0.328	0.375	3
1657004008	1/4 - 18 NPT	3.937	1.063	1.929	0.563	0.421	0.438	3
1657005008	3/8 - 18 NPT	3.937	1.063	1.969	0.700	0.531	0.500	4
1657006008	1/2 - 14 NPT	4.921	1.374	2.362	0.688	0.515	0.625	4
1657007008	3/4 - 14 NPT	5.511	1.374	2.913	0.906	0.679	0.688	4
1657008008	1 - 11.5 NPT	6.299	1.752	3.150	1.125	0.843	0.813	4

● Stocked ○ Available Upon Request; MOQ May Apply ▲ Globally Stocked



P					M			K	N		S		H						
Steel					Stainless Steel			Cast Iron	Non-Ferrous		HRSA		Hardened Steel						
Carbon Steel			Alloy Steel	Die Steel					Aluminum		Nickel Alloy	Titanium							
Low	Medium	High			300	400	17-4 PH		6061 7075	Casting			Inconel	6Al4V (30 HRC)	~35 HRC	35-45 HRC	45-50 HRC	50-70 HRC	
1010	1035	1045	1065	4140	4340														
○	○	○	○	○	○	○	○	○	○	○	○	○	○	○	○	○	○	○	○
5-35 SFM	5-35 SFM	5-35 SFM	5-20 SFM	5-20 SFM	5-20 SFM	5-20 SFM	5-20 SFM	5-20 SFM		5-35 SFM		5-10 SFM	5-20 SFM						

○ Good ○ Best






List 16575

A BRAND A-LT-NPT, Long Shank, NPT, Interrupted Thread

A SPIRAL FLUTE HSSE V 40° PACKED 1 PIECE



EDP	Thread Size	Overall Length			Thread Length		Shank Diameter		Square Width		Number of Flutes
		L (Inch)	Lc (Inch)	L1 (Inch)	d (Inch)	k (Inch)	lk (Inch)				
1657501008	●	1/16 - 27 NPT	4.000	0.689	1.614	0.313	0.234	0.375	3		
1657502008	●	1/16 - 27 NPT	6.000	0.689	2.402	0.313	0.234	0.375	3		
1657503008	●	1/8 - 27 NPT	4.000	0.752	1.614	0.313	0.234	0.375	3		
1657504008	●	1/8 - 27 NPT	6.000	0.752	2.402	0.313	0.234	0.375	3		
1657505008	●	1/8 - 27 NPT	4.000	0.752	1.614	0.438	0.328	0.375	3		
1657506008	●	1/8 - 27 NPT	6.000	0.752	2.402	0.438	0.328	0.375	3		
1657507008	●	1/4 - 18 NPT	4.000	1.063	1.929	0.563	0.421	0.438	3		
1657508008	●	1/4 - 18 NPT	6.000	1.063	2.402	0.563	0.421	0.438	3		
1657509008	●	3/8 - 18 NPT	4.000	1.063	1.969	0.700	0.531	0.500	4		
1657510008	●	3/8 - 18 NPT	6.000	1.063	2.402	0.700	0.531	0.500	4		
1657511008	●	1/2 - 14 NPT	4.000	1.374	2.362	0.688	0.515	0.625	4		
1657512008	●	1/2 - 14 NPT	6.000	1.374	2.402	0.688	0.515	0.625	4		
1657513008	●	3/4 - 14 NPT	4.000	1.374	2.504	0.906	0.679	0.688	4		
1657514008	●	3/4 - 14 NPT	6.000	1.374	2.913	0.906	0.679	0.688	4		
1657515008	●	1 - 11.5 NPT	4.000	1.752	2.504	1.125	0.843	0.813	4		
1657516008	●	1 - 11.5 NPT	6.000	1.752	3.150	1.125	0.843	0.813	4		

● Stocked ○ Available Upon Request; MOQ May Apply ▲ Globally Stocked



ABOUT OSG

DRILLING

THREADING

MILLING

HOLDERS

INDEX

P					M			K	N		S		H						
Steel					Stainless Steel			Cast Iron	Non-Ferrous		HRSA		Hardened Steel						
Carbon Steel			Alloy Steel	Die Steel					Aluminum		Nickel Alloy	Titanium							
Low	Medium	High			300	400	17-4 PH		6061	Casting			Inconel	6Al4V (30 HRC)	~35 HRC	35-45 HRC	45-50 HRC	50-70 HRC	
1010	1035	1065	4140	4340	○	○	○	○	○	○	○	○	○	○	○	○	○	○	○
1018	1045	1065	4340	4340	○	○	○	○	○	○	○	○	○	○	○	○	○	○	○
5-35 SFM	5-35 SFM	5-35 SFM	5-20 SFM	5-20 SFM	5-20 SFM	5-20 SFM	5-20 SFM	5-20 SFM	5-35 SFM	5-10 SFM	5-20 SFM	5-20 SFM							

○ Good ⊗ Best





A Brand A-Pipe

Advanced Performance Pipe Taps

ABOUT OSG

DRILLING

THREADING

MILLING

HOLDERS

INDEX

List 16590

A BRAND A-NPS



EDP	Thread Size	Overall Length	Thread Length	Neck Length	Shank Diameter	Square Width	Square Length	Number of Flutes
		L (Inch)	Lc (Inch)	L1 (Inch)	d (Inch)	k (Inch)	lk (Inch)	
1659001008	1/16 - 27 NPS	3.543	0.551	1.417	0.313	0.234	0.375	3
1659002008	1/8 - 27 NPS	3.543	0.551	1.457	0.313	0.234	0.375	3
1659003008	1/8 - 27 NPS	3.543	0.551	1.457	0.438	0.328	0.375	3
1659004008	1/4 - 18 NPS	3.937	0.748	1.929	0.563	0.421	0.438	3
1659005008	3/8 - 18 NPS	3.937	0.827	1.969	0.700	0.531	0.500	4
1659006008	1/2 - 14 NPS	4.921	1.024	2.362	0.688	0.515	0.625	4
1659007008	3/4 - 14 NPS	5.511	1.102	2.913	0.906	0.679	0.688	4
1659008008	1 - 11.5 NPS	6.299	1.299	3.150	1.125	0.843	0.813	4

● Stocked ○ Available Upon Request; MOQ May Apply ▲ Globally Stocked



P					M			K	N		S		H			
Steel					Stainless Steel			Cast Iron	Non-Ferrous		HRSA		Hardened Steel			
Carbon Steel			Alloy Steel	Die Steel	300	400	17-4 PH		Aluminum		Nickel Alloy	Titanium				
Low	Medium	High							6061	Casting			Inconel	6Al4V (30 HRC)	~35 HRC	35-45 HRC
1010	1035	1065	4140	4340				7075								
○	○	○	○	○	○	○		○		○	○	○	○			
5-35 SFM	5-35 SFM	5-35 SFM	5-20 SFM	5-20 SFM	5-20 SFM	5-20 SFM		5-20 SFM		5-35 SFM		5-10 SFM	5-20 SFM			

○ Good ○ Best





List 16585

A BRAND A-BSPT, Interrupted Thread

A

SPIRAL FLUTE

HSSE

V

40°

PACKED
1 PIECE



EDP		Thread Size	Overall Length	Thread Length	Neck Length	Shank Diameter	Square Width	Square Length	Number of Flutes
			L (Inch)	Lc (Inch)	L1 (Inch)	d (Inch)	k (Inch)	lk (Inch)	
1658501008	●	1/8 - 28 BSPT	3.543	0.591	1.457	0.313	0.234	0.375	3
1658502008	●	1/4 - 19 BSPT	3.937	0.748	1.929	0.563	0.421	0.438	3
1658503008	●	3/8 - 19 BSPT	3.937	0.827	1.969	0.700	0.531	0.500	4
1658504008	●	1/2 - 14 BSPT	4.921	1.024	2.362	0.688	0.515	0.625	4
1658505008	●	3/4 - 14 BSPT	5.511	1.102	2.913	0.906	0.679	0.688	4
1658506008	●	1 - 11 BSPT	6.299	1.299	3.150	1.125	0.843	0.813	4

● Stocked ○ Available Upon Request; MOQ May Apply ▲ Globally Stocked



ABOUT OSG

DRILLING

THREADING

MILLING

HOLDERS

INDEX

P					M			K	N		S	H				
Steel					Stainless Steel			Cast Iron	Non-Ferrous		HRSA		Hardened Steel			
Carbon Steel			Alloy Steel	Die Steel					Aluminum		Nickel Alloy	Titanium				
Low	Medium	High			6061	7075	Casting		Inconel	6Al4V (30 HRC)						
1010	1035	1065	4140	4340	300	400	17-4 PH	6061	7075	Casting	Inconel	6Al4V (30 HRC)	~35 HRC	35-45 HRC	45-50 HRC	50-70 HRC
○	○	○	○	○	○	○		○		○		○	○			
5-35 SFM	5-35 SFM	5-35 SFM	5-20 SFM	5-20 SFM	5-20 SFM	5-20 SFM		5-20 SFM		5-35 SFM		5-10 SFM	5-20 SFM			

○ Good ○ Best





A Brand A-Pipe

Advanced Performance Pipe Taps

ABOUT OSG

DRILLING

THREADING

MILLING

HOLDERS

INDEX

List 16580

A BRAND A-BSPP-RP, Made to RP Spec.



SPIRAL FLUTE	HSSE	V	40°	PACKED 1 PIECE
--------------	------	---	-----	-------------------



EDP	Thread Size	Overall Length	Thread Length	Neck Length	Shank Diameter	Square Width	Square Length	Number of Flutes
		L (Inch)	Lc (Inch)	L1 (Inch)	d (Inch)	k (Inch)	lk (Inch)	
1658001008	1/8 - 28 BSPP	3.543	0.591	1.457	0.313	0.234	0.375	3
1658002008	1/4 - 19 BSPP	3.937	0.748	1.929	0.563	0.421	0.438	3
1658003008	3/8 - 19 BSPP	3.937	0.827	1.969	0.700	0.531	0.500	4
1658004008	1/2 - 14 BSPP	4.921	1.024	2.362	0.688	0.515	0.625	4
1658005008	3/4 - 14 BSPP	5.511	1.102	2.913	0.906	0.679	0.688	4
1658006008	1 - 11 BSPP	6.299	1.299	3.150	1.125	0.843	0.813	4

● Stocked ○ Available Upon Request; MOQ May Apply ▲ Globally Stocked

Note: A Brand A-BSPP-RP is made to a ISO-7 R(p) standards - cylindrical female with internal threads rather than ISO 228, therefore the pitch diameter tolerance of ISO-7 extends lower than that of ISO 228 which can lead to tight or non-gaging fit. Please contact our customer service department should you require assistance.



P					M			K	N		S	H					
Steel					Stainless Steel			Cast Iron	Non-Ferrous		HRSA		Hardened Steel				
Carbon Steel			Alloy Steel	Die Steel	Aluminum		Nickel Alloy		Titanium								
Low	Medium	High			6061	Casting				Inconel	6Al4V (30 HRC)	~35 HRC	35-45 HRC	45-50 HRC	50-70 HRC		
1010	1035	1065	4140	4340	300	400	17-4 PH	6061	7075								
○	○	○	○	○	○	○		○		○		○	○				
5-35 SFM	5-35 SFM	5-35 SFM	5-20 SFM	5-20 SFM	5-20 SFM	5-20 SFM		5-20 SFM		5-35 SFM		5-10 SFM	5-20 SFM				

○ Good ○ Best

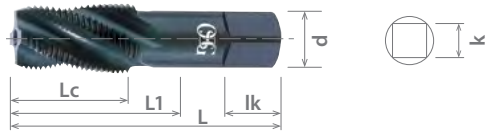




List 308

EXOPIPE, NPT

SPIRAL FLUTE	HSSE	S/O	TiN	15°	PACKED 1 PIECE
--------------	------	-----	-----	-----	-------------------



EDP	Thread Size	Overall Length	Thread Length	Neck Length	Shank Diameter	Square Width	Square Length	Number of Flutes	Surface Treatment	
		L (Inch)	Lc (Inch)	L1 (Inch)	d (Inch)	k (Inch)	lk (Inch)			
1735001	●	1/16 - 27 NPT	2.126	0.689	0.925	0.313	0.234	0.375	4	Steam Oxide
1735005	●	1/16 - 27 NPT	2.126	0.689	0.925	0.313	0.234	0.375	4	TiN
1735101	●	1/8 - 27 NPT	2.126	0.752	0.988	0.438	0.328	0.375	4	Steam Oxide
1735201	●	1/8 - 27 NPT	2.126	0.752	-	0.313	0.234	0.375	4	Steam Oxide
1735105	●	1/8 - 27 NPT	2.126	0.752	0.988	0.438	0.328	0.375	4	TiN
1735205	●	1/8 - 27 NPT	2.126	0.752	-	0.313	0.234	0.375	4	TiN
1735301	●	1/4 - 18 NPT	2.437	1.091	1.346	0.563	0.421	0.438	4	Steam Oxide
1735305	●	1/4 - 18 NPT	2.437	1.091	1.346	0.563	0.421	0.438	4	TiN
1735401	●	3/8 - 18 NPT	2.563	1.091	1.346	0.700	0.531	0.500	4	Steam Oxide
1735405	●	3/8 - 18 NPT	2.563	1.091	1.346	0.700	0.531	0.500	4	TiN
1735501	●	1/2 - 14 NPT	3.126	1.409	-	0.688	0.515	0.625	4	Steam Oxide
1735505	●	1/2 - 14 NPT	3.126	1.409	-	0.688	0.515	0.625	4	TiN
1744805	●	3/4 - 14 NPT	3.252	1.374	-	0.906	0.679	0.688	4	TiN
1735601	●	3/4 - 14 NPT	3.252	1.374	-	0.906	0.679	0.688	5	Steam Oxide
1744905	●	1 - 11.5 NPT	3.752	1.752	-	1.125	0.843	0.813	4	TiN
1735701	●	1 - 11.5 NPT	3.752	1.752	-	1.125	0.843	0.813	5	Steam Oxide

● Stocked ○ Available Upon Request; MOQ May Apply ▲ Globally Stocked

EXT

ABOUT OSG

DRILLING

THREADING

MILLING

HOLDERS

INDEX

P					M			K	N		S		H				
Steel					Stainless Steel			Cast Iron	Non-Ferrous		HRSA		Hardened Steel				
Carbon Steel			Alloy Steel	Die Steel	Aluminum		Nickel Alloy		Titanium								
Low	Medium	High			6061	7075				Casting	Inconel	6Al4V (30 HRC)	~35 HRC	35-45 HRC	45-50 HRC	50-70 HRC	
1010	1035	1065	4140	4340	300	400	17-4 PH										
○	○				⊗	⊗	⊗										
15-40 SFM	10-25 SFM				10-25 SFM	10-25 SFM	8-12 SFM										

○ Good ⊗ Best

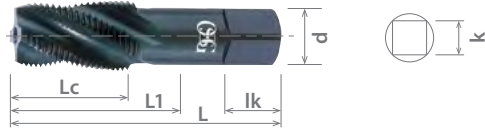




List 318

EXOPIPE®, NPTF

SPIRAL FLUTE	HSSE	S/O	TiN	15°	PACKED 1 PIECE
--------------	------	-----	-----	-----	-------------------



EDP	Thread Size	Overall Length			Thread Length			Square Length			Number of Flutes	Surface Treatment
		L (Inch)	Lc (Inch)	L1 (Inch)	d (Inch)	k (Inch)	lk (Inch)	L (Inch)	Lc (Inch)	L1 (Inch)		
1737501	●	1/16 - 27 NPTF	2.126	0.688	0.925	0.313	0.234	0.375	4	Steam Oxide		
1737505	●	1/16 - 27 NPTF	2.126	0.688	0.925	0.313	0.234	0.375	4	TiN		
1737601	●	1/8 - 27 NPTF	2.126	0.751	0.988	0.438	0.328	0.375	4	Steam Oxide		
1737701	●	1/8 - 27 NPTF	2.126	0.751	-	0.313	0.234	0.375	4	Steam Oxide		
1737605	●	1/8 - 27 NPTF	2.126	0.751	0.988	0.438	0.328	0.375	4	TiN		
1737705	●	1/8 - 27 NPTF	2.126	0.751	-	0.313	0.234	0.375	4	TiN		
1737801	●	1/4 - 18 NPTF	2.437	1.090	1.346	0.563	0.421	0.438	4	Steam Oxide		
1737805	●	1/4 - 18 NPTF	2.437	1.090	1.346	0.563	0.421	0.438	4	TiN		
1737901	●	3/8 - 18 NPTF	2.563	1.090	1.346	0.700	0.531	0.500	4	Steam Oxide		
1737905	●	3/8 - 18 NPTF	2.563	1.090	1.346	0.700	0.531	0.500	4	TiN		
1738001	●	1/2 - 14 NPTF	3.126	1.374	-	0.688	0.515	0.625	4	Steam Oxide		
1738005	●	1/2 - 14 NPTF	3.126	1.374	-	0.688	0.515	0.625	4	TiN		
1739905	●	3/4 - 14 NPTF	3.252	1.374	-	0.906	0.679	0.688	4	TiN		
1738101	●	3/4 - 14 NPTF	3.252	1.374	-	0.906	0.679	0.688	5	Steam Oxide		
1744605	●	1 - 11.5 NPTF	3.752	1.751	-	1.125	0.843	0.813	4	TiN		
1738201	●	1 - 11.5 NPTF	3.752	1.751	-	1.125	0.843	0.813	5	Steam Oxide		

● Stocked ○ Available Upon Request; MOQ May Apply ▲ Globally Stocked

EXT

P					M			K	N		S		H				
Steel					Stainless Steel			Cast Iron	Non-Ferrous		HRSA		Hardened Steel				
Carbon Steel			Alloy Steel	Die Steel					Aluminum		Nickel Alloy	Titanium					
Low	Medium	High							6061	Casting			Inconel	6Al4V (30 HRC)	~35 HRC	35-45 HRC	45-50 HRC
1010	1035	1065	4140	4340	300	400	17-4 PH		6061								
1018	1045				⊙	⊙	⊙		7075								
○	○				⊙	⊙	⊙										
15-40 SFM	10-25 SFM				10-25 SFM	10-25 SFM	8-12 SFM										

○ Good ⊙ Best

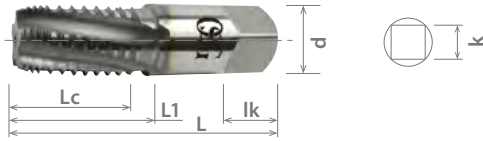




List 12053

HY-PRO NPT, Interrupted Threads

SPIRAL FLUTE	HSSE	V	10°	PACKED 1 PIECE
--------------	------	---	-----	-------------------



EDP		Thread Size	Overall Length	Thread Length	Neck Length	Shank Diameter	Square Width	Square Length	Number of Flutes
			L (Inch)	Lc (Inch)	L1 (Inch)	d (Inch)	k (Inch)	lk (Inch)	
1205300108	●	1/8 - 27 NPT	2.126	0.751	-	0.313	0.234	0.375	3
1205300208	●	1/8 - 27 NPT	2.126	0.751	1.007	0.438	0.328	0.375	3
1205300308	●	1/4 - 18 NPT	2.441	1.062	1.318	0.563	0.421	0.438	3
1205300408	●	3/8 - 18 NPT	2.563	1.062	1.318	0.700	0.531	0.500	5
1205300508	●	1/2 - 14 NPT	3.126	1.374	-	0.688	0.515	0.625	5
1205300608	●	3/4 - 14 NPT	3.252	1.374	-	0.906	0.679	0.688	5
1205300708	●	1 - 11.5 NPT	3.752	1.751	-	1.125	0.843	0.813	5

● Stocked ○ Available Upon Request; MOQ May Apply ▲ Globally Stocked



ABOUT OSG

DRILLING

THREADING

MILLING

HOLDERS

INDEX

P					M			K	N		S		H			
Steel					Stainless Steel			Cast Iron	Non-Ferrous		HRSA		Hardened Steel			
Carbon Steel			Alloy Steel	Die Steel	Aluminum		Nickel Alloy		Titanium							
Low	Medium	High			6061	7075				Casting	Inconel	6Al4V (30 HRC)	~35 HRC	35-45 HRC	45-50 HRC	50-70 HRC
1010	1035	1065	4140	4340	300	400	17-4 PH									
○	⊙	⊙	⊙	⊙	○	○	○	○					○	○		
15-40 SFM	10-25 SFM	10-20 SFM	10-25 SFM	10-15 SFM	10-25 SFM	10-25 SFM	8-12 SFM	15-50 SFM					10-20 SFM	8-12 SFM		

○ Good ⊙ Best





HY-PRO® PIPE

Premium Design for a Wide Range of Materials

ABOUT OSG

DRILLING

THREADING

MILLING

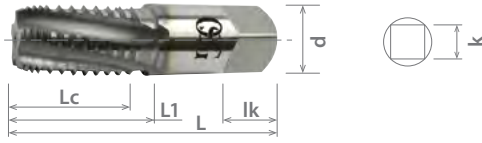
HOLDERS

INDEX

List 12054

HY-PRO NPTF, Interrupted Threads

SPIRAL FLUTE	HSSE	V	10°	PACKED 1 PIECE
--------------	------	---	-----	-------------------



EDP	Thread Size	Overall Length	Thread Length	Neck Length	Shank Diameter	Square Width	Square Length	Number of Flutes
		L (Inch)	Lc (Inch)	L1 (Inch)	d (Inch)	k (Inch)	lk (Inch)	
1205400108	● 1/8 - 27 NPT	2.126	0.751	-	0.313	0.234	0.375	3
1205400208	● 1/8 - 27 NPT	2.126	0.751	1.007	0.438	0.328	0.375	3
1205400308	● 1/4 - 18 NPT	2.441	1.062	1.318	0.563	0.421	0.438	3
1205400408	● 3/8 - 18 NPT	2.563	1.062	1.318	0.700	0.531	0.500	5
1205400508	● 1/2 - 14 NPT	3.126	1.374	-	0.688	0.515	0.625	5
1205400608	● 3/4 - 14 NPT	3.252	1.374	-	0.906	0.679	0.688	5
1205400708	● 1 - 11.5 NPT	3.752	1.751	-	1.125	0.843	0.813	5

● Stocked ○ Available Upon Request; MOQ May Apply ▲ Globally Stocked



P					M			K	N		S		H			
Steel					Stainless Steel			Cast Iron	Non-Ferrous		HRSA		Hardened Steel			
Carbon Steel			Alloy Steel	Die Steel					Aluminum		Nickel Alloy	Titanium				
Low	Medium	High			300	400	17-4 PH		6061 7075	Casting			Inconel	6Al4V (30 HRC)	~35 HRC	35-45 HRC
○	◎	◎	◎	◎	○	○	○	○					○	○		
15-40 SFM	10-25 SFM	10-20 SFM	10-25 SFM	10-15 SFM	10-25 SFM	10-25 SFM	8-12 SFM	15-50 SFM					10-20 SFM	8-12 SFM		

○ Good ◎ Best

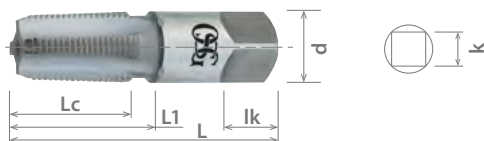




List 328

EXOTAP-MOLD® NPT/ANPT

STRAIGHT FLUTE	HSS-Co	BR	0°	PACKED 1 PIECE
----------------	--------	----	----	-------------------



EDP	Thread Size	Overall Length	Thread Length	Neck Length	Shank Diameter	Square Width	Square Length	Number of Flutes
		L (Inch)	Lc (Inch)	L1 (Inch)	d (Inch)	k (Inch)	lk (Inch)	
1736000	● 1/8 - 27 NPT, ANPT	2.126	0.751	0.992	0.438	0.328	0.375	4
1736100	● 1/4 - 18 NPT, ANPT	2.437	1.062	1.318	0.563	0.421	0.438	4
1736200	● 3/8 - 18 NPT, ANPT	2.563	1.062	1.318	0.700	0.531	0.500	4
1736300	● 1/2 - 14 NPT, ANPT	3.126	1.374	-	0.688	0.515	0.625	4
1736400	● 3/4 - 14 NPT, ANPT	3.252	1.374	-	0.906	0.679	0.688	5

● Stocked ○ Available Upon Request; MOQ May Apply ▲ Globally Stocked
 Note: Other coatings are available upon request.



ABOUT OSG

DRILLING

THREADING

MILLING

HOLDERS

INDEX

P					M			K	N		S		H			
Steel					Stainless Steel			Cast Iron	Non-Ferrous		HRSA		Hardened Steel			
Carbon Steel			Alloy Steel	Die Steel	Aluminum		Nickel Alloy		Titanium							
Low	Medium	High			6061	7075				Casting	Inconel	6Al4V (30 HRC)	~35 HRC	35-45 HRC	45-50 HRC	50-70 HRC
1010	1035	1065	4140	4340	300	400	17-4 PH						○	○		
○	○	○	⊙	⊙	○	○	○						⊙	○		
15-40 SFM	10-25 SFM	10-20 SFM	10-25 SFM	10-15 SFM	10-25 SFM	10-25 SFM	8-12 SFM						10-20 SFM	8-12 SFM		

○ Good ⊙ Best



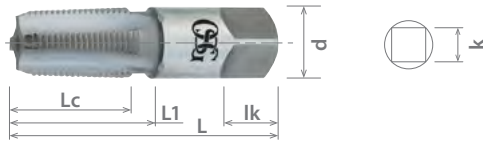


GENERAL PURPOSE

List 108

OSG GENERAL PURPOSE-NPT/ANPT

STRAIGHT FLUTE	HSS	BR	S/O	TiCN	TiN	0°	PACKED 1 PIECE
----------------	-----	----	-----	------	-----	----	-------------------



EDP	Thread Size	Overall Length	Thread Length	Neck Length	Shank Diameter	Square Width	Square Length	Number of Flutes	Surface Treatment	
		L (Inch)	Lc (Inch)	L1 (Inch)	d (Inch)	k (Inch)	lk (Inch)			
1310000	●	1/16 - 27 NPT, ANPT	2.126	0.688	0.925	0.313	0.234	0.375	4	Bright
1310001	●	1/16 - 27 NPT, ANPT	2.126	0.688	0.925	0.313	0.234	0.375	4	Steam Oxide
1310008	●	1/16 - 27 NPT, ANPT	2.126	0.688	0.925	0.313	0.234	0.375	4	TiCN
1310005	●	1/16 - 27 NPT, ANPT	2.126	0.688	0.925	0.313	0.234	0.375	4	TiN
1310100	●	1/8 - 27 NPT, ANPT	2.126	0.751	-	0.438	0.328	0.375	4	Bright
1310200	●	1/8 - 27 NPT, ANPT	2.126	0.751	0.925	0.313	0.234	0.375	4	Bright
1310101	●	1/8 - 27 NPT, ANPT	2.126	0.751	-	0.438	0.328	0.375	4	Steam Oxide
1310201	●	1/8 - 27 NPT, ANPT	2.126	0.751	0.925	0.313	0.234	0.375	4	Steam Oxide
1310108	●	1/8 - 27 NPT, ANPT	2.126	0.751	-	0.438	0.328	0.375	4	TiCN
1310208	●	1/8 - 27 NPT, ANPT	2.126	0.751	0.925	0.313	0.234	0.375	4	TiCN
1310105	●	1/8 - 27 NPT, ANPT	2.126	0.751	-	0.438	0.328	0.375	4	TiN
1310205	●	1/8 - 27 NPT, ANPT	2.126	0.751	0.925	0.313	0.234	0.375	4	TiN
1310300	●	1/4 - 18 NPT, ANPT	2.437	1.062	1.318	0.563	0.421	0.438	4	Bright
1310301	●	1/4 - 18 NPT, ANPT	2.437	1.062	1.318	0.563	0.421	0.438	4	Steam Oxide
1310308	●	1/4 - 18 NPT, ANPT	2.437	1.062	1.318	0.563	0.421	0.438	4	TiCN
1310305	●	1/4 - 18 NPT, ANPT	2.437	1.062	1.318	0.563	0.421	0.438	4	TiN
1310400	●	3/8 - 18 NPT, ANPT	2.563	1.062	1.318	0.700	0.531	0.500	4	Bright
1310401	●	3/8 - 18 NPT, ANPT	2.563	1.062	1.318	0.700	0.531	0.500	4	Steam Oxide
1310408	●	3/8 - 18 NPT, ANPT	2.563	1.062	1.318	0.700	0.531	0.500	4	TiCN
1310405	●	3/8 - 18 NPT, ANPT	2.563	1.062	1.318	0.700	0.531	0.500	4	TiN
1310500	●	1/2 - 14 NPT, ANPT	3.126	1.374	-	0.688	0.515	0.625	4	Bright
1310501	●	1/2 - 14 NPT, ANPT	3.126	1.374	-	0.688	0.515	0.625	4	Steam Oxide
1310508	●	1/2 - 14 NPT, ANPT	3.126	1.374	-	0.688	0.515	0.625	4	TiCN
1310505	●	1/2 - 14 NPT, ANPT	3.126	1.374	-	0.688	0.515	0.625	4	TiN
1310600	●	3/4 - 14 NPT, ANPT	3.252	1.374	-	0.906	0.679	0.688	5	Bright
1310601	●	3/4 - 14 NPT, ANPT	3.252	1.374	-	0.906	0.679	0.688	5	Steam Oxide
1310608	●	3/4 - 14 NPT, ANPT	3.252	1.374	-	0.906	0.679	0.688	5	TiCN
1310605	●	3/4 - 14 NPT, ANPT	3.252	1.374	-	0.906	0.679	0.688	5	TiN
1310700	●	1 - 11.5 NPT, ANPT	3.752	1.751	-	1.125	0.843	0.813	5	Bright
1310701	●	1 - 11.5 NPT, ANPT	3.752	1.751	-	1.125	0.843	0.813	5	Steam Oxide
1310708	●	1 - 11.5 NPT, ANPT	3.752	1.751	-	1.125	0.843	0.813	5	TiCN
1310705	●	1 - 11.5 NPT, ANPT	3.752	1.751	-	1.125	0.843	0.813	5	TiN
1310800	●	1- 1/4 - 11.5 NPT, ANPT	4.000	1.751	-	1.313	0.984	0.938	5	Bright
1310801	●	1- 1/4 - 11.5 NPT, ANPT	4.000	1.751	-	1.313	0.984	0.938	5	Steam Oxide
1310808	●	1- 1/4 - 11.5 NPT, ANPT	4.000	1.751	-	1.313	0.984	0.938	5	TiCN
1310900	●	1- 1/2 - 11.5 NPT, ANPT	4.252	1.751	-	1.500	1.125	1.000	7	Bright
1310901	●	1- 1/2 - 11.5 NPT, ANPT	4.252	1.751	-	1.500	1.125	1.000	7	Steam Oxide
1310908	●	1- 1/2 - 11.5 NPT, ANPT	4.252	1.751	-	1.500	1.125	1.000	7	TiCN
1311000	●	2 - 11.5 NPT, ANPT	4.500	1.751	-	1.875	1.406	1.125	7	Bright
1311001	●	2 - 11.5 NPT, ANPT	4.500	1.751	-	1.875	1.406	1.125	7	Steam Oxide
1311008	●	2 - 11.5 NPT, ANPT	4.500	1.751	-	1.875	1.406	1.125	7	TiCN

● Stocked ○ Available Upon Request; MOQ May Apply ▲ Globally Stocked

Note: Other coatings are available upon request.



P					M			K	N		S		H					
Steel					Stainless Steel			Cast Iron	Non-Ferrous		HRSA		Hardened Steel					
Carbon Steel			Alloy Steel	Die Steel					Aluminum		Nickel Alloy	Titanium						
Low	Medium	High			300	400	17-4 PH		6061	Casting			Inconel	6Al4V	~35 HRC	35-45 HRC	45-50 HRC	50-70 HRC
1010	1035	1065	4140	4340														
1018	1045																	
○	○	○					○	○	○									
15-40 SFM	10-25 SFM	10-20 SFM					15-50 SFM	15-40 SFM	20-35 SFM									

○ Good ⊗ Best

ABOUT OSG

DRILLING

THREADING

MILLING

HOLDERS

INDEX

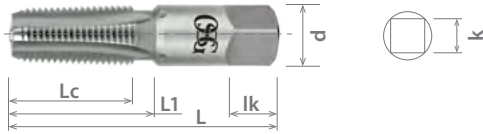




List 108AL

OSG GENERAL PURPOSE-NPT, For Aluminum

STRAIGHT FLUTE	HSS	BR	0°	PACKED 1 PIECE
----------------	-----	----	----	-------------------



EDP	Thread Size	Overall Length	Thread Length	Neck Length	Shank Diameter	Square Width	Square Length	Number of Flutes
		L (Inch)	Lc (Inch)	L1 (Inch)	d (Inch)	k (Inch)	lk (Inch)	
1311100	1/8 - 27 NPT	2.126	0.752	0.988	0.438	0.328	0.375	4
1311200	1/4 - 18 NPT	2.437	1.063	1.319	0.563	0.421	0.438	4
1311400	3/8 - 18 NPT	2.563	1.063	1.319	0.700	0.531	0.500	4
1311800	1/2 - 14 NPT	3.126	1.374	-	0.688	0.515	0.625	4
1311500	3/4 - 14 NPT	3.252	1.374	-	0.906	0.679	0.688	5
1311600	1 - 11.5 NPT	3.752	1.752	-	1.125	0.843	0.813	5

● Stocked ○ Available Upon Request; MOQ May Apply ▲ Globally Stocked
 Note: Other coatings are available upon request.



ABOUT OSG

DRILLING

THREADING

MILLING

HOLDERS

INDEX

P					M			K	N		S		H					
Steel					Stainless Steel			Cast Iron	Non-Ferrous		HRSA		Hardened Steel					
Carbon Steel			Alloy Steel	Die Steel	Aluminum		Nickel Alloy		Titanium	Hardened Steel								
Low	Medium	High			300	400				17-4 PH	6061	Casting	Inconel	6Al4V (30 HRC)	~35 HRC	35-45 HRC	45-50 HRC	50-70 HRC
1010	1035	1045	1065	4140	4340			6061	7075									
1018	1045	1065						15-40 SFM	20-35 SFM									

○ Good ⊗ Best





GENERAL PURPOSE

ABOUT OSG

DRILLING

THREADING

MILLING

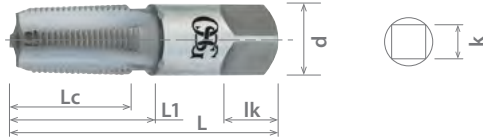
HOLDERS

INDEX

List 118

OSG GENERAL PURPOSE-NPTF

STRAIGHT FLUTE	HSS	BR	S/O	TiCN	TiN	0°	PACKED 1 PIECE
----------------	-----	----	-----	------	-----	----	-------------------



EDP	Thread Size	Overall Length	Thread Length	Neck Length	Shank Diameter	Square Width	Square Length	Number of Flutes	Surface Treatment
		L (Inch)	Lc (Inch)	L1 (Inch)	d (Inch)	k (Inch)	lk (Inch)		
1312500	1/16 - 27 NPTF	2.126	0.688	0.885	0.313	0.234	0.375	4	Bright
1312501	1/16 - 27 NPTF	2.126	0.688	0.885	0.313	0.234	0.375	4	Steam Oxide
1312508	1/16 - 27 NPTF	2.126	0.688	0.885	0.313	0.234	0.375	4	TiCN
1312505	1/16 - 27 NPTF	2.126	0.688	0.885	0.313	0.234	0.375	4	TiN
1312600	1/8 - 27 NPTF	2.126	0.751	0.948	0.438	0.328	0.375	4	Bright
1312700	1/8 - 27 NPTF	2.126	0.751	0.948	0.313	0.234	0.375	4	Bright
1312601	1/8 - 27 NPTF	2.126	0.751	0.948	0.438	0.328	0.375	4	Steam Oxide
1312701	1/8 - 27 NPTF	2.126	0.751	0.948	0.313	0.234	0.375	4	Steam Oxide
1312608	1/8 - 27 NPTF	2.126	0.751	0.948	0.438	0.328	0.375	4	TiCN
1312708	1/8 - 27 NPTF	2.126	0.751	0.948	0.313	0.234	0.375	4	TiCN
1312605	1/8 - 27 NPTF	2.126	0.751	0.948	0.438	0.328	0.375	4	TiN
1312705	1/8 - 27 NPTF	2.126	0.751	0.948	0.313	0.234	0.375	4	TiN
1312800	1/4 - 18 NPTF	2.437	1.062	1.279	0.563	0.421	0.438	4	Bright
1312801	1/4 - 18 NPTF	2.437	1.062	1.279	0.563	0.421	0.438	4	Steam Oxide
1312808	1/4 - 18 NPTF	2.437	1.062	1.279	0.563	0.421	0.438	4	TiCN
1312805	1/4 - 18 NPTF	2.437	1.062	1.279	0.563	0.421	0.438	4	TiN
1312900	3/8 - 18 NPTF	2.563	1.062	1.279	0.700	0.531	0.500	4	Bright
1312901	3/8 - 18 NPTF	2.563	1.062	1.279	0.700	0.531	0.500	4	Steam Oxide
1312908	3/8 - 18 NPTF	2.563	1.062	1.279	0.700	0.531	0.500	4	TiCN
1312905	3/8 - 18 NPTF	2.563	1.062	1.279	0.700	0.531	0.500	4	TiN
1313000	1/2 - 14 NPTF	3.126	1.374	-	0.688	0.515	0.625	4	Bright
1313001	1/2 - 14 NPTF	3.126	1.374	-	0.688	0.515	0.625	4	Steam Oxide
1313008	1/2 - 14 NPTF	3.126	1.374	-	0.688	0.515	0.625	4	TiCN
1313005	1/2 - 14 NPTF	3.126	1.374	-	0.688	0.515	0.625	4	TiN
1313100	3/4 - 14 NPTF	3.252	1.374	-	0.906	0.679	0.688	5	Bright
1313101	3/4 - 14 NPTF	3.252	1.374	-	0.906	0.679	0.688	5	Steam Oxide
1313108	3/4 - 14 NPTF	3.252	1.374	-	0.906	0.679	0.688	5	TiCN
1313105	3/4 - 14 NPTF	3.252	1.374	-	0.906	0.679	0.688	5	TiN
1313200	1 - 11.5 NPTF	3.752	1.751	-	1.125	0.843	0.813	5	Bright
1313201	1 - 11.5 NPTF	3.752	1.751	-	1.125	0.843	0.813	5	Steam Oxide
1313208	1 - 11.5 NPTF	3.752	1.751	-	1.125	0.843	0.813	5	TiCN
1313300	1- 1/4 - 11.5 NPTF	4.000	1.751	-	1.313	0.984	0.938	5	Bright
1313301	1- 1/4 - 11.5 NPTF	4.000	1.751	-	1.313	0.984	0.938	5	Steam Oxide
1313308	1- 1/4 - 11.5 NPTF	4.000	1.751	-	1.313	0.984	0.938	5	TiCN
1313400	1- 1/2 - 11.5 NPTF	4.252	1.751	-	1.500	1.125	1.000	7	Bright
1313401	1- 1/2 - 11.5 NPTF	4.252	1.751	-	1.500	1.125	1.000	7	Steam Oxide
1313408	1- 1/2 - 11.5 NPTF	4.252	1.751	-	1.500	1.125	1.000	7	TiCN
1313500	2 - 11.5 NPTF	4.500	1.751	-	1.875	1.406	1.125	7	Bright
1313501	2 - 11.5 NPTF	4.500	1.751	-	1.875	1.406	1.125	7	Steam Oxide
1313508	2 - 11.5 NPTF	4.500	1.751	-	1.875	1.406	1.125	7	TiCN

● Stocked ○ Available Upon Request; MOQ May Apply ▲ Globally Stocked
 Note: Other coatings are available upon request.



P					M			K	N		S		H			
Steel					Stainless Steel			Cast Iron	Non-Ferrous		HRSA		Hardened Steel			
Carbon Steel			Alloy Steel	Die Steel					Aluminum		Nickel Alloy	Titanium				
Low	Medium	High							6061	Casting			Inconel	6Al4V	~35 HRC	35-45 HRC
1010	1035	1065	4140		4340	300	400	17-4 PH	6061	7075	6Al4V	(30 HRC)	~35 HRC	35-45 HRC	45-50 HRC	50-70 HRC
○	○	○						○	○	○						
15-40 SFM	10-25 SFM	10-20 SFM						15-50 SFM	15-40 SFM	20-35 SFM						

○ Good ⊗ Best

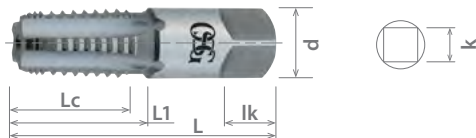




List 108G

OSG GENERAL PURPOSE-NPT/NPTF/ANPT, Interrupted Thread

STRAIGHT FLUTE	HSS	BR	S/O	TiCN	0°	PACKED 1 PIECE
----------------	-----	----	-----	------	----	-------------------



EDP		Thread Size	Overall Length	Thread Length	Neck Length	Shank Diameter	Square Width	Square Length	Number of Flutes	Surface Treatment
			L (Inch)	Lc (Inch)	L1 (Inch)	d (Inch)	k (Inch)	lk (Inch)		
1315100	●	1/8 - 27 NPT, ANPT	2.126	0.752	0.988	0.438	0.328	0.375	5	Bright
1315200	●	1/8 - 27 NPT, ANPT	2.126	0.752	-	0.313	0.234	0.375	5	Bright
3310100	●	1/8 - 27 NPTF	2.126	0.752	0.988	0.438	0.328	0.375	5	Bright
3310500	●	1/8 - 27 NPTF	2.126	0.752	-	0.313	0.234	0.375	5	Bright
1315101	●	1/8 - 27 NPT, ANPT	2.126	0.752	0.988	0.438	0.328	0.375	5	Steam Oxide
1315201	●	1/8 - 27 NPT, ANPT	2.126	0.752	-	0.313	0.234	0.375	5	Steam Oxide
3310101	●	1/8 - 27 NPTF	2.126	0.752	0.988	0.438	0.328	0.375	5	Steam Oxide
3310501	●	1/8 - 27 NPTF	2.126	0.752	-	0.313	0.234	0.375	5	Steam Oxide
1315108	●	1/8 - 27 NPT, ANPT	2.126	0.752	0.988	0.438	0.328	0.375	5	TiCN
1315208	●	1/8 - 27 NPT, ANPT	2.126	0.752	-	0.313	0.234	0.375	5	TiCN
3310108	●	1/8 - 27 NPTF	2.126	0.752	0.988	0.438	0.328	0.375	5	TiCN
3310508	●	1/8 - 27 NPTF	2.126	0.752	-	0.313	0.234	0.375	5	TiCN
1315300	●	1/4 - 18 NPT, ANPT	2.437	1.063	1.319	0.563	0.421	0.438	5	Bright
3310900	●	1/4 - 18 NPTF	2.437	1.063	1.319	0.563	0.421	0.438	5	Bright
1315301	●	1/4 - 18 NPT, ANPT	2.437	1.063	1.319	0.563	0.421	0.438	5	Steam Oxide
3310901	●	1/4 - 18 NPTF	2.437	1.063	1.319	0.563	0.421	0.438	5	Steam Oxide
1315308	●	1/4 - 18 NPT, ANPT	2.437	1.063	1.319	0.563	0.421	0.438	5	TiCN
3310908	●	1/4 - 18 NPTF	2.437	1.063	1.319	0.563	0.421	0.438	5	TiCN
1311300	●	3/8 - 18 NPTF	2.563	1.063	1.319	0.700	0.531	0.500	5	Bright
1315400	●	3/8 - 18 NPT, ANPT	2.563	1.063	1.319	0.700	0.531	0.500	5	Bright
1311301	●	3/8 - 18 NPTF	2.563	1.063	1.319	0.700	0.531	0.500	5	Steam Oxide
1315401	●	3/8 - 18 NPT, ANPT	2.563	1.063	1.319	0.700	0.531	0.500	5	Steam Oxide
1311308	●	3/8 - 18 NPTF	2.563	1.063	1.319	0.700	0.531	0.500	5	TiCN
1315408	●	3/8 - 18 NPT, ANPT	2.563	1.063	1.319	0.700	0.531	0.500	5	TiCN
1311700	●	1/2 - 14 NPTF	3.126	1.374	-	0.688	0.515	0.625	5	Bright
1315500	●	1/2 - 14 NPT, ANPT	3.126	1.374	-	0.688	0.515	0.625	5	Bright
1311701	●	1/2 - 14 NPTF	3.126	1.374	-	0.688	0.515	0.625	5	Steam Oxide
1315501	●	1/2 - 14 NPT, ANPT	3.126	1.374	-	0.688	0.515	0.625	5	Steam Oxide
1311708	●	1/2 - 14 NPTF	3.126	1.374	-	0.688	0.515	0.625	5	TiCN
1315508	●	1/2 - 14 NPT, ANPT	3.126	1.374	-	0.688	0.515	0.625	5	TiCN
1312100	●	3/4 - 14 NPTF	3.252	1.374	-	0.906	0.679	0.688	5	Bright
1315600	●	3/4 - 14 NPT, ANPT	3.252	1.374	-	0.906	0.679	0.688	5	Bright
1312101	●	3/4 - 14 NPTF	3.252	1.374	-	0.906	0.679	0.688	5	Steam Oxide
1315601	●	3/4 - 14 NPT, ANPT	3.252	1.374	-	0.906	0.679	0.688	5	Steam Oxide
1312108	●	3/4 - 14 NPTF	3.252	1.374	-	0.906	0.679	0.688	5	TiCN
1315608	●	3/4 - 14 NPT, ANPT	3.252	1.374	-	0.906	0.679	0.688	5	TiCN
1315700	●	1 - 11.5 NPT, ANPT	3.752	1.752	-	1.125	0.843	0.813	5	Bright
3312500	●	1 - 11.5 NPTF	3.752	1.752	-	1.125	0.843	0.813	5	Bright
1315701	●	1 - 11.5 NPT, ANPT	3.752	1.752	-	1.125	0.843	0.813	5	Steam Oxide
3312501	●	1 - 11.5 NPTF	3.752	1.752	-	1.125	0.843	0.813	5	Steam Oxide
1315708	●	1 - 11.5 NPT, ANPT	3.752	1.752	-	1.125	0.843	0.813	5	TiCN
3312508	●	1 - 11.5 NPTF	3.752	1.752	-	1.125	0.843	0.813	5	TiCN

● Stocked ○ Available Upon Request; MOQ May Apply ▲ Globally Stocked
 Note: Other coatings are available upon request.



CONTINUED

P					M			K	N		S		H					
Steel					Stainless Steel			Cast Iron	Non-Ferrous		HRSA		Hardened Steel					
Carbon Steel			Alloy Steel	Die Steel	300	400	17-4 PH		Aluminum		Nickel Alloy	Titanium						
Low	Medium	High							6061	7075			Casting	Inconel	6Al4V (30 HRC)	~35 HRC	35-45 HRC	45-50 HRC
1010	1035	1045	1065	4140	4340													
1018	1045	1065		4340														
○	○	○						○	○	○								
15-40 SFM	10-25 SFM	10-20 SFM						15-50 SFM	15-40 SFM	20-35 SFM								

○ Good ⊗ Best

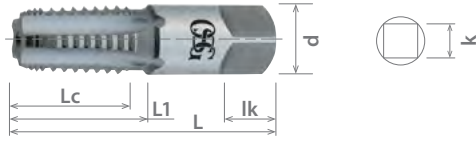


ABOUT OSG
DRILLING
THREADING
MILLING
HOLDERS
INDEX



List 108G (Continued)

OSG GENERAL PURPOSE-NPT/NPTF/ANPT, Interrupted Thread



EDP	Thread Size	Overall Length	Thread Length	Neck Length	Shank Diameter	Square Width	Square Length	Number of Flutes	Surface Treatment
		L (Inch)	Lc (Inch)	L1 (Inch)	d (Inch)	k (Inch)	lk (Inch)		
3312900	1- 1/4 - 11.5 NPTF	4.000	1.752	-	1.313	0.984	0.938	5	Bright
1315800	1- 1/4 - 11.5 NPT, ANPT	4.000	1.752	-	1.313	0.984	0.938	5	Bright
1315801	1- 1/4 - 11.5 NPT, ANPT	4.000	1.752	-	1.313	0.984	0.938	5	Steam Oxide
3312901	1- 1/4 - 11.5 NPTF	4.000	1.752	-	1.313	0.984	0.938	5	Steam Oxide
1315808	1- 1/4 - 11.5 NPT, ANPT	4.000	1.752	-	1.313	0.984	0.938	5	TiCN
3312908	1- 1/4 - 11.5 NPTF	4.000	1.752	-	1.313	0.984	0.938	5	TiCN
1315900	1- 1/2 - 11.5 NPT, ANPT	4.252	1.752	-	1.500	1.125	1.000	7	Bright
1315901	1- 1/2 - 11.5 NPT, ANPT	4.252	1.752	-	1.500	1.125	1.000	7	Steam Oxide
1315908	1- 1/2 - 11.5 NPT, ANPT	4.252	1.752	-	1.500	1.125	1.000	7	TiCN
1316000	2 - 11.5 NPT, ANPT	4.500	1.752	-	1.875	1.406	1.125	7	Bright
1316001	2 - 11.5 NPT, ANPT	4.500	1.752	-	1.875	1.406	1.125	7	Steam Oxide

● Stocked ○ Available Upon Request; MOQ May Apply ▲ Globally Stocked
 Note: Other coatings are available upon request.



P					M			K	N		S	H						
Steel					Stainless Steel			Cast Iron	Non-Ferrous		HRSA		Hardened Steel					
Carbon Steel			Alloy Steel	Die Steel					Aluminum		Nickel Alloy	Titanium						
Low	Medium	High			300	400	17-4 PH		6061 7075	Casting			Inconel	6Al4V (30 HRC)	~35 HRC	35-45 HRC	45-50 HRC	50-70 HRC
1010	1018	1035	1045	1065	4140	4340												
○	○	○						○	○	○								
15-40 SFM	10-25 SFM	10-20 SFM						15-50 SFM	15-40 SFM	20-35 SFM								

○ Good ⊙ Best

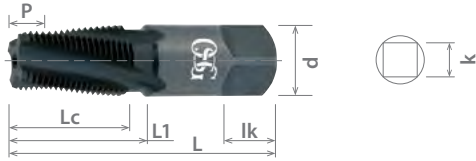




List S125

OSG GENERAL PURPOSE-NPT/NPTF SHORT PROJECTION

STRAIGHT FLUTE	HSS	BR	S/O	TiCN	15°	PACKED 1 PIECE
----------------	-----	----	-----	------	-----	-------------------



EDP		Thread Size	Overall Length	Thread Length	Neck Length	Shank Diameter	Square Width	Square Length	Projection	Number of Flutes	Surface Treatment
			L (Inch)	Lc (Inch)	L1 (Inch)	d (Inch)	k (Inch)	lk (Inch)	P (Inch)		
1250500	●	1/8 - 27 NPT, ANPT	2.126	0.751	0.988	0.438	0.328	0.375	0.234	4	Bright
1250600	●	1/8 - 27 NPTF	2.126	0.751	0.988	0.438	0.328	0.375	0.234	4	Bright
1250501	●	1/8 - 27 NPT, ANPT	2.126	0.751	0.988	0.438	0.328	0.375	0.234	4	Steam Oxide
1250601	●	1/8 - 27 NPTF	2.126	0.751	0.988	0.438	0.328	0.375	0.234	4	Steam Oxide
1250508	●	1/8 - 27 NPT, ANPT	2.126	0.751	0.988	0.438	0.328	0.375	0.234	4	TiCN
1250608	●	1/8 - 27 NPTF	2.126	0.751	0.988	0.438	0.328	0.375	0.234	4	TiCN
1251300	●	1/4 - 18 NPT, ANPT	2.437	1.062	1.318	0.563	0.421	0.438	0.375	4	Bright
1251400	●	1/4 - 18 NPTF	2.437	1.062	1.318	0.563	0.421	0.438	0.375	4	Bright
1251301	●	1/4 - 18 NPT, ANPT	2.437	1.062	1.318	0.563	0.421	0.438	0.375	4	Steam Oxide
1251401	●	1/4 - 18 NPTF	2.437	1.062	1.318	0.563	0.421	0.438	0.375	4	Steam Oxide
1251308	●	1/4 - 18 NPT, ANPT	2.437	1.062	1.318	0.563	0.421	0.438	0.375	4	TiCN
1251408	●	1/4 - 18 NPTF	2.437	1.062	1.318	0.563	0.421	0.438	0.375	4	TiCN
1251700	●	3/8 - 18 NPT, ANPT	2.563	1.062	1.318	0.700	0.531	0.500	0.375	4	Bright
1251800	●	3/8 - 18 NPTF	2.563	1.062	1.318	0.700	0.531	0.500	0.375	4	Bright
1251701	●	3/8 - 18 NPT, ANPT	2.563	1.062	1.318	0.700	0.531	0.500	0.375	4	Steam Oxide
1251801	●	3/8 - 18 NPTF	2.563	1.062	1.318	0.700	0.531	0.500	0.375	4	Steam Oxide
1251708	●	3/8 - 18 NPT, ANPT	2.563	1.062	1.318	0.700	0.531	0.500	0.375	4	TiCN
1251808	●	3/8 - 18 NPTF	2.563	1.062	1.318	0.700	0.531	0.500	0.375	4	TiCN
1252100	●	1/2 - 14 NPT, ANPT	3.126	1.374	-	0.688	0.515	0.625	0.468	4	Bright
1252200	●	1/2 - 14 NPTF	3.126	1.374	-	0.688	0.515	0.625	0.468	4	Bright
1252101	●	1/2 - 14 NPT, ANPT	3.126	1.374	-	0.688	0.515	0.625	0.468	4	Steam Oxide
1252201	●	1/2 - 14 NPTF	3.126	1.374	-	0.688	0.515	0.625	0.468	4	Steam Oxide
1252108	●	1/2 - 14 NPT, ANPT	3.126	1.374	-	0.688	0.515	0.625	0.468	4	TiCN
1252208	●	1/2 - 14 NPTF	3.126	1.374	-	0.688	0.515	0.625	0.468	4	TiCN
1252500	●	3/4 - 14 NPT, ANPT	3.252	1.374	-	0.906	0.679	0.688	0.453	5	Bright
1252600	●	3/4 - 14 NPTF	3.252	1.374	-	0.906	0.679	0.688	0.453	5	Bright
1252501	●	3/4 - 14 NPT, ANPT	3.252	1.374	-	0.906	0.679	0.688	0.453	5	Steam Oxide
1252601	●	3/4 - 14 NPTF	3.252	1.374	-	0.906	0.679	0.688	0.453	5	Steam Oxide
1252508	●	3/4 - 14 NPT, ANPT	3.252	1.374	-	0.906	0.679	0.688	0.453	5	TiCN
1252608	●	3/4 - 14 NPTF	3.252	1.374	-	0.906	0.679	0.688	0.453	5	TiCN
1252900	●	1 - 11.5 NPT, ANPT	3.752	1.751	-	1.125	0.843	0.813	0.578	5	Bright
1253000	●	1 - 11.5 NPTF	3.752	1.751	-	1.125	0.843	0.813	0.578	5	Bright
1252901	●	1 - 11.5 NPT, ANPT	3.752	1.751	-	1.125	0.843	0.813	0.578	5	Steam Oxide
1253001	●	1 - 11.5 NPTF	3.752	1.751	-	1.125	0.843	0.813	0.578	5	Steam Oxide
1252908	●	1 - 11.5 NPT, ANPT	3.752	1.751	-	1.125	0.843	0.813	0.578	5	TiCN
1253008	●	1 - 11.5 NPTF	3.752	1.751	-	1.125	0.843	0.813	0.578	5	TiCN

● Stocked ○ Available Upon Request; MOQ May Apply ▲ Globally Stocked
 Note: Other coatings are available upon request.



P					M			K	N		S		H			
Steel					Stainless Steel			Cast Iron	Non-Ferrous		HRSA		Hardened Steel			
Carbon Steel			Alloy Steel	Die Steel					Aluminum		Nickel Alloy	Titanium				
Low	Medium	High			300	400	17-4 PH	6061 7075	Casting	Inconel			6Al4V (30 HRC)	~35 HRC	35-45 HRC	45-50 HRC
1010 1018	1035 1045	1065	4140 4340													
○	○					○	○	○								
10-25 SFM	10-20 SFM					15-50 SFM	15-40 SFM	20-35 SFM								

○ Good ⊙ Best

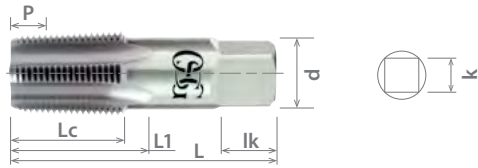




List 12006

OSG GENERAL PURPOSE-NPTF SHORT PROJECTION

STRAIGHT FLUTE	HSS	BR	0°	PACKED 1 PIECE
----------------	-----	----	----	-------------------



EDP	Thread Size	Overall Length	Thread Length	Neck Length	Shank Diameter	Square Width	Square Length	Projection	Number of Flutes	
		L (Inch)	Lc (Inch)	L1 (Inch)	d (Inch)	k (Inch)	lk (Inch)	P (Inch)		
1200600100	●	1/8 - 27 NPTF	2.126	0.752	0.988	0.438	0.328	0.375	0.204	4
1200600600	●	1/8 - 27 NPTF	2.126	0.752	0.988	0.438	0.328	0.375	0.167	4
1200600200	●	1/4 - 18 NPTF	2.437	1.063	1.319	0.563	0.421	0.438	0.306	4
1200600700	●	1/4 - 18 NPTF	2.437	1.063	1.319	0.563	0.421	0.438	0.251	4
1200600300	●	3/8 - 18 NPTF	2.563	1.063	1.319	0.700	0.531	0.500	0.306	4
1200600800	●	3/8 - 18 NPTF	2.563	1.063	1.319	0.700	0.531	0.500	0.251	4
1200600400	●	1/2 - 14 NPTF	3.126	1.374	-	0.688	0.515	0.625	0.393	4
1200600900	●	1/2 - 14 NPTF	3.126	1.374	-	0.688	0.515	0.625	0.322	4
1200600500	●	3/4 - 14 NPTF	3.252	1.374	-	0.906	0.679	0.688	0.393	5
1200601000	●	3/4 - 14 NPTF	3.252	1.374	-	0.906	0.679	0.688	0.322	5

● Stocked ○ Available Upon Request; MOQ May Apply ▲ Globally Stocked



P					M			K	N		S		H						
Steel					Stainless Steel			Cast Iron	Non-Ferrous		HRSA		Hardened Steel						
Carbon Steel			Alloy Steel	Die Steel					Aluminum		Nickel Alloy	Titanium							
Low	Medium	High			300	400	17-4 PH		6061 7075	Casting			Inconel	6Al4V (30 HRC)	~35 HRC	35-45 HRC	45-50 HRC	50-70 HRC	
1010	1035	1065	4140	4340															
1018	1045																		
○	○	○						○	○	○									
15-40 SFM	10-25 SFM	10-20 SFM						15-50 SFM	15-40 SFM	20-35 SFM									

○ Good ⊙ Best

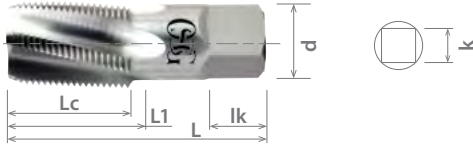




List 12007

OSG GENERAL PURPOSE-NPT

SPIRAL FLUTE	HSS	BR	15°	PACKED 1 PIECE
--------------	-----	----	-----	-------------------



EDP		Thread Size	Overall Length	Thread Length	Neck Length	Shank Diameter	Square Width	Square Length	Number of Flutes
			L (Inch)	Lc (Inch)	L1 (Inch)	d (Inch)	k (Inch)	lk (Inch)	
1200700200	●	1/8 - 27 NPT	2.126	0.751	0.948	0.438	0.328	0.375	4
1200700400	●	1/4 - 18 NPT	2.437	1.062	1.279	0.563	0.421	0.438	4
1200700500	●	3/8 - 18 NPT	2.563	1.062	1.279	0.700	0.531	0.500	4
1200700600	●	1/2 - 14 NPT	3.126	1.374	-	0.688	0.515	0.625	4
1200700700	●	3/4 - 14 NPT	3.252	1.374	-	0.906	0.679	0.688	5

● Stocked ○ Available Upon Request; MOQ May Apply ▲ Globally Stocked



ABOUT OSG

DRILLING

THREADING

MILLING

HOLDERS

INDEX

P					M			K	N		S		H				
Steel					Stainless Steel			Cast Iron	Non-Ferrous		HRSA		Hardened Steel				
Carbon Steel			Alloy Steel	Die Steel					Aluminum		Nickel Alloy	Titanium					
Low	Medium	High			300	400	17-4 PH		6061 7075	Casting			Inconel	6Al4V (30 HRC)	~35 HRC	35-45 HRC	45-50 HRC
○	○	○					○	○	○								
15-40 SFM	10-25 SFM	10-20 SFM					15-50 SFM	15-40 SFM	20-35 SFM								

○ Good ⊗ Best

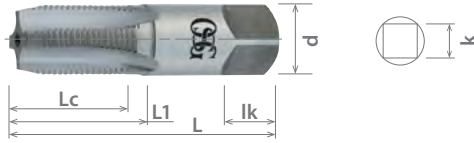




List 109

OSG GENERAL PURPOSE-NPS/NPSF

STRAIGHT FLUTE	HSS	BR	S/O	0°	PACKED 1 PIECE
----------------	-----	----	-----	----	-------------------



EDP	Thread Size	Overall Length	Thread Length	Neck Length	Shank Diameter	Square Width	Square Length	Number of Flutes	Surface Treatment	
		L (Inch)	Lc (Inch)	L1 (Inch)	d (Inch)	k (Inch)	lk (Inch)			
1330100	●	1/8 - 27 NPS	2.126	0.752	0.949	0.438	0.328	0.375	4	Bright
1330200	●	1/8 - 27 NPS	2.126	0.752	-	0.313	0.234	0.375	4	Bright
1332600	●	1/8 - 27 NPSF	2.126	0.752	0.949	0.438	0.328	0.375	4	Bright
1332700	●	1/8 - 27 NPSF	2.126	0.752	-	0.313	0.234	0.375	4	Bright
1330101	●	1/8 - 27 NPS	2.126	0.752	0.949	0.438	0.328	0.375	4	Steam Oxide
1330201	●	1/8 - 27 NPS	2.126	0.752	-	0.313	0.234	0.375	4	Steam Oxide
1332601	●	1/8 - 27 NPSF	2.126	0.752	0.949	0.438	0.328	0.375	4	Steam Oxide
1332701	●	1/8 - 27 NPSF	2.126	0.752	-	0.313	0.234	0.375	4	Steam Oxide
1330300	●	1/4 - 18 NPS	2.437	1.063	1.260	0.563	0.421	0.438	4	Bright
1332800	●	1/4 - 18 NPSF	2.437	1.063	1.260	0.563	0.421	0.438	4	Bright
1330301	●	1/4 - 18 NPS	2.437	1.063	1.260	0.563	0.421	0.438	4	Steam Oxide
1332801	●	1/4 - 18 NPSF	2.437	1.063	1.260	0.563	0.421	0.438	4	Steam Oxide
1330400	●	3/8 - 18 NPS	2.563	1.063	1.260	0.700	0.531	0.500	4	Bright
1332900	●	3/8 - 18 NPSF	2.563	1.063	1.260	0.700	0.531	0.500	4	Bright
1330401	●	3/8 - 18 NPS	2.563	1.063	1.260	0.700	0.531	0.500	4	Steam Oxide
1332901	●	3/8 - 18 NPSF	2.563	1.063	1.260	0.700	0.531	0.500	4	Steam Oxide
1330500	●	1/2 - 14 NPS	3.126	1.374	-	0.688	0.515	0.625	4	Bright
1333000	●	1/2 - 14 NPSF	3.126	1.374	-	0.688	0.515	0.625	4	Bright
1330501	●	1/2 - 14 NPS	3.126	1.374	-	0.688	0.515	0.625	4	Steam Oxide
1333001	●	1/2 - 14 NPSF	3.126	1.374	-	0.688	0.515	0.625	4	Steam Oxide
1330600	●	3/4 - 14 NPS	3.252	1.374	-	0.906	0.679	0.688	5	Bright
1333100	●	3/4 - 14 NPSF	3.252	1.374	-	0.906	0.679	0.688	5	Bright
1330601	●	3/4 - 14 NPS	3.252	1.374	-	0.906	0.679	0.688	5	Steam Oxide
1333101	●	3/4 - 14 NPSF	3.252	1.374	-	0.906	0.679	0.688	5	Steam Oxide
1330700	●	1 - 11.5 NPS	3.752	1.752	-	1.125	0.843	0.813	5	Bright
1333200	●	1 - 11.5 NPSF	3.752	1.752	-	1.125	0.843	0.813	5	Bright
1333201	●	1 - 11.5 NPSF	3.752	1.752	-	1.125	0.843	0.813	5	Steam Oxide
1330701	●	1 - 11.5 NPS	3.752	1.752	-	1.125	0.843	0.813	5	Steam Oxide

● Stocked ○ Available Upon Request; MOQ May Apply ▲ Globally Stocked

Note: Other coatings are available upon request.



P					M			K	N		S		H						
Steel					Stainless Steel			Cast Iron	Non-Ferrous		HRSA		Hardened Steel						
Carbon Steel			Alloy Steel	Die Steel					Aluminum		Nickel Alloy	Titanium							
Low	Medium	High			300	400	17-4 PH		6061 7075	Casting			Inconel	6Al4V (30 HRC)	~35 HRC	35-45 HRC	45-50 HRC	50-70 HRC	
1010	1035	1045	1065	4140 4340															
○	○	○						○	○	○									
15-40 SFM	10-25 SFM	10-20 SFM						15-50 SFM	15-40 SFM	20-35 SFM									

○ Good ⊗ Best



List 134

OSG ROUND DIE, Solid Round Dies, Special Alloy Tool Steel

ROUND DIES	HSS	BR	PACKED 1 PIECE
------------	-----	----	-------------------



EDP		Thread Size	Major Diameter	Outside Diameter	Thickness
			(Inch)	(Inch)	T (Inch)
2723000	●	No. 0 - 80 UNF	0.060	0.625	0.250
2726000	●	No. 0 - 80 UNF	0.060	0.813	0.250
2700100	●	1/16 - 64 UNC	0.063	0.813	0.250
2726200	●	No. 1 - 64 UNC	0.073	0.813	0.250
2723300	●	No. 1 - 72 UNF	0.073	0.625	0.250
2726300	●	No. 1 - 72 UNF	0.073	0.813	0.250
2723400	●	No. 2 - 56 UNC	0.086	0.625	0.250
2726400	●	No. 2 - 56 UNC	0.086	0.813	0.250
2723500	●	No. 2 - 64 UNF	0.086	0.625	0.250
2726500	●	No. 2 - 64 UNF	0.086	0.813	0.250
2700200	●	3/32 - 48 UNC	0.094	0.813	0.250
2726600	●	No. 3 - 48 UNC	0.099	0.813	0.250
2723700	●	No. 3 - 56 UNF	0.099	0.625	0.250
2726700	●	No. 3 - 56 UNF	0.099	0.813	0.250
2726900	●	No. 4 - 36 UNS	0.112	0.813	0.250
2724000	●	No. 4 - 40 UNC	0.112	0.625	0.250
2727000	●	No. 4 - 40 UNC	0.112	0.813	0.250
2724100	●	No. 4 - 48 UNF	0.112	0.625	0.250
2727100	●	No. 4 - 48 UNF	0.112	0.813	0.250
2700300	●	1/8 - 40 UNC	0.125	0.813	0.250
2724200	●	No. 5 - 40 UNC	0.125	0.625	0.250
2727200	●	No. 5 - 40 UNC	0.125	0.813	0.250
2727300	●	No. 5 - 44 UNF	0.125	0.813	0.250
2724400	●	No. 6 - 32 UNC	0.138	0.625	0.250
2727400	●	No. 6 - 32 UNC	0.138	0.813	0.250
2728800	●	No. 6 - 32 UNC	0.138	1.000	0.375
2724600	●	No. 6 - 40 UNF	0.138	0.625	0.250
2727600	●	No. 6 - 40 UNF	0.138	0.813	0.250
2700400	●	5/32 - 32 UNC	0.156	0.813	0.250
2700500	●	5/32 - 36 UNF	0.156	0.813	0.250
2724700	●	No. 8 - 32 UNC	0.164	0.625	0.250
2727700	●	No. 8 - 32 UNC	0.164	0.813	0.250
2729100	●	No. 8 - 32 UNC	0.164	1.000	0.375
2727800	●	No. 8 - 36 UNF	0.164	0.813	0.250
2700600	●	3/16 - 24 UNC	0.188	0.813	0.250
2702400	●	3/16 - 24 UNC	0.188	1.000	0.375
2700700	●	3/16 - 32 UNF	0.188	0.813	0.250
2702500	●	3/16 - 32 UNF	0.188	1.000	0.375
2728000	●	No. 10 - 24 UNC	0.190	0.813	0.250
2729400	●	No. 10 - 24 UNC	0.190	1.000	0.375
2728200	●	No. 10 - 32 UNF	0.190	0.813	0.250
2729600	●	No. 10 - 32 UNF	0.190	1.000	0.375
2728300	●	No. 12 - 24 UNC	0.216	0.813	0.250
2729700	●	No. 12 - 24 UNC	0.216	1.000	0.375
2728400	●	No. 12 - 28 UNF	0.216	0.813	0.250
2700800	●	7/32 - 24 UNC	0.219	0.813	0.250
2701000	●	1/4 - 20 UNC	0.250	0.813	0.250
2702800	●	1/4 - 20 UNC	0.250	1.000	0.375
2704100	●	1/4 - 20 UNC	0.250	1.313	0.438
2706100	●	1/4 - 20 UNC	0.250	1.500	0.500
2710000	●	1/4 - 20 UNC	0.250	2.000	0.625

● Stocked ○ Available Upon Request; MOQ May Apply ▲ Globally Stocked



CONTINUED





List 134 (Continued)

OSG ROUND DIE, Solid Round Dies, Special Alloy Tool Steel

ROUND DIES	HSS	BR	PACKED 1 PIECE
------------	-----	----	-------------------



EDP		Thread Size	Major Diameter	Outside Diameter	Thickness
			(Inch)	(Inch)	T (Inch)
2702900	●	1/4 - 24 UNS	0.250	1.000	0.375
2701200	●	1/4 - 28 UNF	0.250	0.813	0.250
2703000	●	1/4 - 28 UNF	0.250	1.000	0.375
2704300	●	1/4 - 28 UNF	0.250	1.313	0.438
2706300	●	1/4 - 28 UNF	0.250	1.500	0.500
2710100	●	1/4 - 28 UNF	0.250	2.000	0.625
2703100	●	1/4 - 32 UNEF	0.250	1.000	0.375
2701400	●	5/16 - 18 UNC	0.313	0.813	0.250
2703200	●	5/16 - 18 UNC	0.313	1.000	0.375
2704500	●	5/16 - 18 UNC	0.313	1.313	0.438
2706500	●	5/16 - 18 UNC	0.313	1.500	0.500
2710400	●	5/16 - 18 UNC	0.313	2.000	0.625
2701500	●	5/16 - 24 UNF	0.313	0.813	0.250
2703300	●	5/16 - 24 UNF	0.313	1.000	0.375
2704600	●	5/16 - 24 UNF	0.313	1.313	0.438
2706600	●	5/16 - 24 UNF	0.313	1.500	0.500
2710500	●	5/16 - 24 UNF	0.313	2.000	0.625
2703400	●	5/16 - 32 UNEF	0.313	1.000	0.375
2703500	●	3/8 - 16 UNC	0.375	1.000	0.375
2704800	●	3/8 - 16 UNC	0.375	1.313	0.438
2706800	●	3/8 - 16 UNC	0.375	1.500	0.500
2710700	●	3/8 - 16 UNC	0.375	2.000	0.625
2703600	●	3/8 - 24 UNF	0.375	1.000	0.375
2704900	●	3/8 - 24 UNF	0.375	1.313	0.438
2706900	●	3/8 - 24 UNF	0.375	1.500	0.500
2710800	●	3/8 - 24 UNF	0.375	2.000	0.625
2703700	●	7/16 - 14 UNC	0.438	1.000	0.375
2705000	●	7/16 - 14 UNC	0.438	1.313	0.438
2707000	●	7/16 - 14 UNC	0.438	1.500	0.500
2710900	●	7/16 - 14 UNC	0.438	2.000	0.625
2703800	●	7/16 - 20 UNF	0.438	1.000	0.375
2705100	●	7/16 - 20 UNF	0.438	1.313	0.438
2707100	●	7/16 - 20 UNF	0.438	1.500	0.500
2711000	●	7/16 - 20 UNF	0.438	2.000	0.625
2705200	●	1/2 - 13 UNC	0.500	1.313	0.438
2707200	●	1/2 - 13 UNC	0.500	1.500	0.500
2711100	●	1/2 - 13 UNC	0.500	2.000	0.625
2705300	●	1/2 - 20 UNF	0.500	1.313	0.438
2707300	●	1/2 - 20 UNF	0.500	1.500	0.500
2711200	●	1/2 - 20 UNF	0.500	2.000	0.625
2707400	●	9/16 - 12 UNC	0.563	1.500	0.500
2711300	●	9/16 - 12 UNC	0.563	2.000	0.625
2707500	●	9/16 - 18 UNF	0.563	1.500	0.500
2711400	●	9/16 - 18 UNF	0.563	2.000	0.625
2707600	●	5/8 - 11 UNC	0.625	1.500	0.500
2711500	●	5/8 - 11 UNC	0.625	2.000	0.625
2713400	●	5/8 - 11 UNC	0.625	2.500	0.750
2707700	●	5/8 - 18 UNF	0.625	1.500	0.500
2711600	●	5/8 - 18 UNF	0.625	2.000	0.625
2711700	●	11/16 - 11 UNS	0.688	2.000	0.625
2711800	●	11/16 - 16 UN	0.688	2.000	0.625
2712000	●	3/4 - 10 UNC	0.750	2.000	0.625
2713800	●	3/4 - 10 UNC	0.750	2.500	0.750

● Stocked ○ Available Upon Request; MOQ May Apply ▲ Globally Stocked



List 134 (Continued)

OSG ROUND DIE, Solid Round Dies, Special Alloy Tool Steel

 ROUND DIES	HSS	BR	PACKED 1 PIECE
--	-----	----	-------------------

EDP		Thread Size	Major Diameter	Outside Diameter	Thickness
			(Inch)	(Inch)	T (Inch)
2712100	●	3/4 - 16 UNF	0.750	2.000	0.625
2713900	●	3/4 - 16 UNF	0.750	2.500	0.750
2712200	●	7/8 - 9 UNC	0.875	2.000	0.625
2714000	●	7/8 - 9 UNC	0.875	2.500	0.750
2712300	●	7/8 - 14 UNF	0.875	2.000	0.625
2714100	●	7/8 - 14 UNF	0.875	2.500	0.750
2714200	●	1 - 8 UNC	1.000	2.500	0.750
2715000	●	1 - 8 UNC	1.000	3.000	1.000
2714300	●	1 - 12 UNF	1.000	2.500	0.750
2715100	●	1 - 12 UNF	1.000	3.000	1.000
2714400	●	1 - 14 UNS	1.000	2.500	0.750
2715200	●	1 - 14 UNS	1.000	3.000	1.000
2715300	●	1- 1/8 - 7 UNC	1.125	3.000	1.000
2715400	●	1- 1/8 - 12 UNF	1.125	3.000	1.000
2715500	●	1- 1/4 - 7 UNC	1.250	3.000	1.000
2715600	●	1- 1/4 - 12 UNF	1.250	3.000	1.000
2715700	●	1- 3/8 - 6 UNC	1.375	3.000	1.000
2715800	●	1- 3/8 - 12 UNF	1.375	3.000	1.000
2715900	●	1- 1/2 - 6 UNC	1.500	3.000	1.000
2716000	●	1- 1/2 - 12 UNF	1.500	3.000	1.000

● Stocked ○ Available Upon Request; MOQ May Apply ▲ Globally Stocked



ABOUT OSG

DRILLING

THREADING

MILLING

HOLDERS

INDEX





List 134P

OSG ROUND DIE, Adjustable Round Split Dies, Taper Pipe

ROUND DIES	HSS	BR	PACKED 1 PIECE
------------	-----	----	-------------------



EDP		Thread Size	Major Diameter	Outside Diameter	Thickness
			(Inch)	(Inch)	T (Inch)
2734000	●	1/8 - 27 NPT	0.125	1.000	0.375
2734100	●	1/8 - 27 NPT	0.125	1.500	0.500
2734200	●	1/4 - 18 NPT	0.250	1.500	0.500
2734400	●	1/4 - 18 NPT	0.250	2.000	0.625
2734300	●	3/8 - 18 NPT	0.375	1.500	0.500
2734500	●	3/8 - 18 NPT	0.375	2.000	0.625
2734600	●	1/2 - 14 NPT	0.500	2.000	0.625

● Stocked ○ Available Upon Request; MOQ May Apply ▲ Globally Stocked





List 135

OSG ROUND DIE, Adjustable Round Split Dies

ROUND DIES	HSS	BR	PACKED 1 PIECE
---------------	-----	----	-------------------



EDP		Thread Size	Major Diameter	Outside Diameter	Thickness
			(mm)	(mm)	T (mm)
46011	●	M2 x 0.4	2.00	20.00	7.00
46015	●	M2.3 x 0.4	2.30	20.00	7.00
46017	●	M2.5 x 0.45	2.50	20.00	7.00
46020	●	M2.6 x 0.45	2.60	20.00	7.00
46023	●	M3 x 0.5	3.00	20.00	7.00
46064	●	M3.5 x 0.6	3.50	25.00	9.00
46029	●	M4 x 0.7	4.00	20.00	7.00
46068	●	M4 x 0.7	4.00	25.00	9.00
46070	●	M4.5 x 0.75	4.50	25.00	9.00
46034	●	M5 x 0.8	5.00	20.00	7.00
46074	●	M5 x 0.8	5.00	25.00	9.00
46080	●	M6 x 0.75	6.00	25.00	9.00
46038	●	M6 x 1	6.00	20.00	7.00
46079	●	M6 x 1	6.00	25.00	9.00
46082	●	M7 x 1	7.00	25.00	9.00
46087	●	M8 x 0.75	8.00	25.00	9.00
46086	●	M8 x 1	8.00	25.00	9.00
46085	●	M8 x 1.25	8.00	25.00	9.00
46089	●	M9 x 1.25	9.00	25.00	9.00
46144	●	M10 x 1	10.00	38.00	13.00
46143	●	M10 x 1.25	10.00	38.00	13.00
46093	●	M10 x 1.5	10.00	25.00	9.00
46142	●	M10 x 1.5	10.00	38.00	13.00
46147	●	M11 x 1.5	11.00	38.00	13.00
46155	●	M12 x 1	12.00	38.00	13.00
46154	●	M12 x 1.25	12.00	38.00	13.00
46153	●	M12 x 1.5	12.00	38.00	13.00
46152	●	M12 x 1.75	12.00	38.00	13.00
1351120	●	M12 x 1.75	12.00	25.00	9.00
46165	●	M14 x 1.25	14.00	38.00	13.00
46164	●	M14 x 1.5	14.00	38.00	13.00
46163	●	M14 x 2	14.00	38.00	13.00
46230	●	M16 x 1	16.00	50.00	16.00
46228	●	M16 x 1.5	16.00	50.00	16.00
46227	●	M16 x 2	16.00	50.00	16.00
46241	●	M18 x 1.5	18.00	50.00	16.00
46239	●	M18 x 2.5	18.00	50.00	16.00
46253	●	M20 x 1.5	20.00	50.00	16.00
46251	●	M20 x 2.5	20.00	50.00	16.00
46265	●	M22 x 1.5	22.00	50.00	16.00
46263	●	M22 x 2.5	22.00	50.00	16.00
46279	●	M24 x 1.5	24.00	50.00	16.00
46276	●	M24 x 3	24.00	50.00	16.00
46331	●	M26 x 1.5	26.00	57.00	20.00
46329	●	M26 x 3	26.00	57.00	20.00
46341	●	M28 x 1.5	28.00	57.00	20.00
46347	●	M30 x 1.5	30.00	57.00	20.00
46344	●	M30 x 3.5	30.00	57.00	20.00

● Stocked ○ Available Upon Request; MOQ May Apply ▲ Globally Stocked





Thread Gages

List 15001

OSG THREAD GAGE-CLASS 2B, Go/NoGo

THREAD GAGES	HSS	BR	PACKED 1 PIECE
--------------	-----	----	-------------------



EDP		Gage Size	Class of Fit	Gage Length		Pitch Diameter	
				Go (Inch)	No-Go (Inch)	Go (Inch)	No-Go (Inch)
1500100100	●	No. 2 - 56 UNC	2B	0.250	0.188	0.074	0.077
1500100200	●	No. 2 - 64 UNF	2B	0.250	0.188	0.076	0.079
1500100300	●	No. 3 - 48 UNC	2B	0.250	0.188	0.086	0.089
1500100400	●	No. 3 - 56 UNF	2B	0.250	0.188	0.087	0.090
1500100500	●	No. 4 - 40 UNC	2B	0.313	0.219	0.096	0.099
1500100600	●	No. 4 - 48 UNF	2B	0.313	0.219	0.099	0.102
1500100700	●	No. 5 - 40 UNC	2B	0.313	0.219	0.109	0.112
1500100800	●	No. 5 - 44 UNF	2B	0.313	0.219	0.110	0.113
1500100900	●	No. 6 - 32 UNC	2B	0.313	0.219	0.118	0.121
1500101000	●	No. 6 - 40 UNF	2B	0.313	0.219	0.122	0.125
1500101100	●	No. 8 - 32 UNC	2B	0.406	0.281	0.144	0.148
1500101200	●	No. 8 - 36 UNF	2B	0.406	0.281	0.146	0.150
1500101300	●	No. 10 - 24 UNC	2B	0.406	0.281	0.163	0.167
1500101400	●	No. 10 - 32 UNF	2B	0.406	0.281	0.170	0.174
1500101500	●	No. 12 - 24 UNC	2B	0.406	0.281	0.189	0.193
1500101600	●	No. 12 - 28 UNF	2B	0.406	0.281	0.193	0.197
1500101700	●	1/4 - 20 UNC	2B	0.500	0.313	0.218	0.222
1500101800	●	1/4 - 28 UNF	2B	0.500	0.313	0.227	0.231
1500101900	●	5/16 - 18 UNC	2B	0.500	0.313	0.276	0.282
1500102000	●	5/16 - 24 UNF	2B	0.500	0.313	0.285	0.290
1500102100	●	3/8 - 16 UNC	2B	0.750	0.375	0.334	0.340
1500102200	●	3/8 - 24 UNF	2B	0.750	0.375	0.348	0.353
1500102300	●	7/16 - 14 UNC	2B	0.750	0.375	0.391	0.397
1500102400	●	7/16 - 20 UNF	2B	0.750	0.375	0.405	0.410
1500102500	●	1/2 - 13 UNC	2B	0.750	0.375	0.450	0.457
1500102600	●	1/2 - 20 UNF	2B	0.750	0.375	0.468	0.473
1500102700	●	9/16 - 12 UNC	2B	0.875	0.500	0.508	0.515
1500102800	●	9/16 - 18 UNF	2B	0.875	0.500	0.526	0.532
1500102900	●	5/8 - 11 UNC	2B	0.875	0.500	0.566	0.573
1500103000	●	5/8 - 18 UNF	2B	0.875	0.500	0.589	0.595
1500103100	●	3/4 - 10 UNC	2B	0.875	0.500	0.685	0.693
1500103200	●	3/4 - 16 UNF	2B	0.875	0.500	0.709	0.716
1500103300	●	7/8 - 9 UNC	2B	1.000	0.625	0.803	0.811
1500103400	●	7/8 - 14 UNF	2B	1.000	0.625	0.829	0.836
1500103500	●	1 - 8 UNC	2B	1.000	0.625	0.919	0.928
1500103600	●	1 - 12 UNF	2B	1.000	0.625	0.946	0.954
1500103700	●	1 - 14 UNS	2B	1.000	0.625	0.954	0.961
1500103800	●	1 - 1/8 - 7 UNC	2B	1.000	0.625	1.032	1.042
1500103900	●	1 - 1/8 - 12 UNF	2B	1.000	0.625	1.071	1.079
1500104000	●	1 - 1/4 - 7 UNC	2B	1.250	0.750	1.157	1.167
1500104100	●	1 - 1/4 - 12 UNF	2B	1.000	0.750	1.196	1.204
1500104200	●	1 - 3/8 - 6 UNC	2B	1.250	0.750	1.267	1.277
1500104300	●	1 - 3/8 - 12 UNF	2B	1.000	0.750	1.321	1.329
1500104400	●	1 - 1/2 - 6 UNC	2B	1.250	0.750	1.392	1.402
1500104500	●	1 - 1/2 - 12 UNF	2B	1.000	0.750	1.446	1.454

● Stocked ○ Available Upon Request; MOQ May Apply ▲ Globally Stocked

Note: OSG Inch Thread Plug Gages are manufactured to Class X tolerances per ANSI B1.2 (Unified Inch Screw Threads). OSG Thread Gages are made from High Speed Steel (HSS) to 64 HRC. Short Form Certificates of Conformance are available with gages for no charge.



Long Form Certificates available upon request.

ABOUT OSG

DRILLING

THREADING

MILLING

HOLDERS

INDEX





List 15002

OSG THREAD GAGE-CLASS 6H, Go/NoGo

THREAD GAGES	HSS	BR	PACKED 1 PIECE
--------------	-----	----	-------------------



EDP		Gage Size	Class of Fit	Gage Length		Pitch Diameter	
				Go (mm)	No-Go (mm)	Go (mm)	No-Go (mm)
1500200100	●	M3 x 0.5	6H	7.90	5.60	2.68	2.78
1500200200	●	M3.5 x 0.6	6H	7.90	5.60	3.11	3.22
1500200300	●	M4 x 0.7	6H	10.30	7.10	3.55	3.66
1500200400	●	M5 x 0.8	6H	10.30	7.10	4.48	4.61
1500200500	●	M6 x 0.75	6H	12.70	7.90	5.51	5.65
1500200600	●	M6 x 1	6H	12.70	7.90	5.35	5.50
1500200700	●	M7 x 1	6H	12.70	7.90	6.35	6.50
1500200800	●	M8 x 1	6H	12.70	7.90	7.35	7.50
1500200900	●	M8 x 1.25	6H	12.70	7.90	7.19	7.35
1500201000	●	M10 x 1	6H	19.00	9.50	9.35	9.50
1500201100	●	M10 x 1.25	6H	19.00	9.50	9.19	9.35
1500201200	●	M10 x 1.5	6H	19.00	9.50	9.03	9.21
1500201300	●	M12 x 1.25	6H	19.00	9.50	11.19	11.37
1500201400	●	M12 x 1.5	6H	19.00	9.50	11.03	11.22
1500201500	●	M12 x 1.75	6H	19.00	9.50	10.86	11.06
1500201600	●	M14 x 1.5	6H	22.20	12.70	13.03	13.22
1500201700	●	M14 x 2	6H	22.20	12.70	12.70	12.91
1500201800	●	M16 x 1.5	6H	22.20	12.70	15.03	15.22
1500201900	●	M16 x 2	6H	22.20	12.70	14.70	14.91
1500202000	●	M18 x 1.5	6H	22.20	12.70	17.03	17.22
1500202100	●	M18 x 2.5	6H	22.20	12.70	16.38	16.60
1500202200	●	M20 x 1.5	6H	22.20	12.70	19.03	19.22
1500202300	●	M20 x 2.5	6H	22.20	12.70	18.38	18.60
1500202400	●	M22 x 1.5	6H	25.40	15.90	21.03	21.22
1500202500	●	M22 x 2.5	6H	25.40	15.90	20.38	20.60
1500202600	●	M24 x 1.5	6H	25.40	15.90	23.03	23.23
1500202700	●	M24 x 2	6H	25.40	15.90	22.70	22.93
1500202800	●	M24 x 3	6H	25.40	15.90	22.05	22.32

● Stocked ○ Available Upon Request; MOQ May Apply ▲ Globally Stocked

Note: OSG Metric Thread Plug Gages are manufactured to Class X tolerances per ANSI B1.16M (Metric M Series Screw Threads). OSG Thread Gages are made from High Speed Steel (HSS) to 64 HRC. Short Form Certificates of Conformance are available with gages for no charge.



Long Form Certificates available upon request.

ABOUT OSG

DRILLING

THREADING

MILLING

HOLDERS

INDEX





Thread Gages

ABOUT OSG

DRILLING

THREADING

MILLING

HOLDERS

INDEX

List 15003

OSG THREAD GAGE-CLASS 3B, Go/NoGo

THREAD GAGES	HSS	BR	TiN	PACKED 1 PIECE
--------------	-----	----	-----	-------------------




EDP		Gage Size	Class of Fit	Gage Length		Pitch Diameter		Surface Treatment
				Go (Inch)	No-Go (Inch)	Go (Inch)	No-Go (Inch)	
1500300100	●	No. 2 - 56 UN(J)C	3B	0.236	0.197	0.074	0.077	Bright
1500300200	●	No. 4 - 40 UN(J)C	3B	0.315	0.236	0.096	0.098	Bright
1500300305	●	No. 6 - 32 UN(J)C	3B	0.315	0.236	0.118	0.120	TiN
1500300405	●	No. 8 - 32 UN(J)C	3B	0.394	0.276	0.144	0.147	TiN
1500300505	●	No. 10 - 32 UN(J)F	3B	0.394	0.276	0.170	0.173	TiN
1500300605	●	1/4 - 20 UN(J)C	3B	0.512	0.315	0.218	0.221	TiN
1500300705	●	1/4 - 28 UN(J)F	3B	0.512	0.315	0.227	0.230	TiN
1500300805	●	5/16 - 18 UN(J)C	3B	0.512	0.315	0.276	0.280	TiN
1500300905	●	5/16 - 24 UN(J)F	3B	0.512	0.315	0.285	0.289	TiN
1500301005	●	3/8 - 24 UN(J)F	3B	0.748	0.394	0.348	0.352	TiN
1500301105	●	7/16 - 20 UN(J)F	3B	0.748	0.394	0.405	0.409	TiN
1500301205	●	1/2 - 20 UN(J)F	3B	0.748	0.394	0.468	0.472	TiN
1500301305	●	9/16 - 18 UN(J)F	3B	0.866	0.512	0.526	0.531	TiN
1500301405	●	5/8 - 18 UN(J)F	3B	0.866	0.512	0.589	0.593	TiN
1500301505	●	3/4 - 16 UN(J)F	3B	0.866	0.512	0.709	0.714	TiN
1500301605	●	7/8 - 14 UN(J)F	3B	0.984	0.630	0.829	0.834	TiN
1500301705	●	1 - 12 UN(J)F	3B	0.984	0.630	0.946	0.952	TiN

● Stocked ○ Available Upon Request; MOQ May Apply ▲ Globally Stocked



THREADING

Technical





Tap and Screw Thread Terminology

Allowance: The minimum clearance or maximum interference which is intended between mating parts.

Angle of Thread: The angle included between the flanks of a thread measured in an axial plane.

Back Taper: A slight taper on the threaded portion of the tap, making the pitch diameter near the shank smaller than that at the chamfer.

Basic: The theoretical or nominal standard size from which all variations are made.

Chamfer: The tapered and relieved cutting teeth at the front end of the threaded section. Common types of chamfer are taper (8 to 10 threads long), plug (3 to 5 threads), semi (or modified) bottom (2.5 to 3 threads), and bottoming (1-1/2 threads).

Crest: The top surface joining the two sides or flanks of a thread.

Cutting Face: The leading side of the land.

Flute: The longitudinal channels formed on a tap to create cutting edges on the thread profile.

Heel: The following side of the land.

Height of Thread: In profile, distance between crest and bottom section of thread measured to the axis.

Hook Face: A concave cutting face of the land. This may be varied for different materials and conditions.

Interrupted Thread: Alternate teeth are removed in the thread helix on a tap having an odd number of flutes.

Land: Threaded sections between the flutes of a tap.

Lead of Thread: The distance a screw thread advances axially in one turn.

Major Diameter: The largest diameter of the screw or nut on a straight screw thread.

Minor Diameter: The smallest diameter of the screw or nut on a straight screw thread.

Neck: The reduced diameter, on some taps, between the threaded portion and the shank.

Pitch: The distance from a point on one thread to a corresponding point on the next thread, measured parallel to the axis of rotation.

Pitch Diameter: On a straight screw thread, the diameter of an imaginary cylinder where the width of the thread and the width of the space between threads is equal.

Point Diameter: The diameter at the leading end of the chamfered portion.

Rake Angle: The angle of the cutting face of the land in relation to an axial plane intersecting the cutting face at the major diameter.

Relief: The removal of metal behind the cutting edge to provide clearance between the part being threaded and a portion of the threaded land. Also, see back taper.

Chamfer Relief: The gradual decrease in land height from cutting edge to heel on the chamfered portion of the tap land to provide radial clearance for the cutting edge.

Con-eccentric Relief: Radial relief in the thread form starting back of a concentric margin.

Eccentric Thread Relief: Radial relief in the thread form starting at the cutting edge and continuing to the heel.

Root: The bottom surface joining the flanks of two adjacent threads.

Side or Flank Thread: The surface of the thread which connects the crest to the root.

Shank: The portion of the tap by which it is held.

Spiral Point: An oblique cutting edge ground into the lands to provide a shear cutting action on the first few threads.

Square: The squared end of the tap shank by which the tap is driven.

Thread: The helical formed portion of the tap which produces the pitch in a pre-existing hole.

Thread Lead Angle: The angle made by the helix of the thread at the pitch diameter, with a plane perpendicular to the axis.

Threads per Inch: The number of threads in one inch of length.

Thread:

Single: A thread in which lead is equal to pitch.

Double: A thread in which lead is equal to twice the pitch.

Triple: A thread in which lead is equal to triple the pitch.





Illustration of Tap Terms

ABOUT OSG

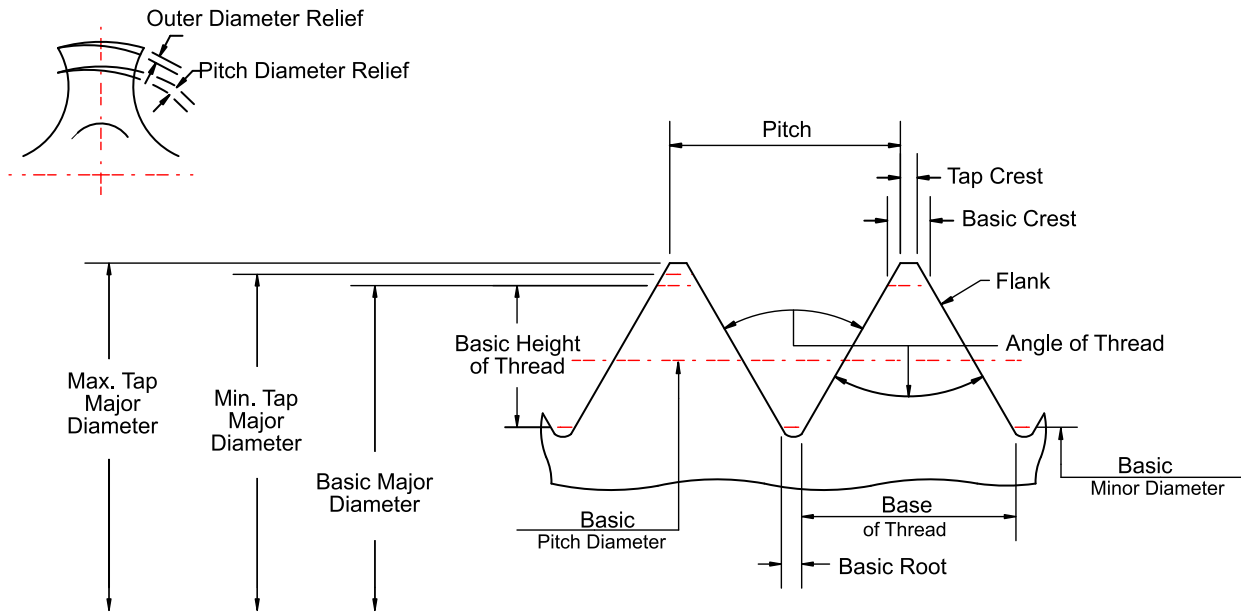
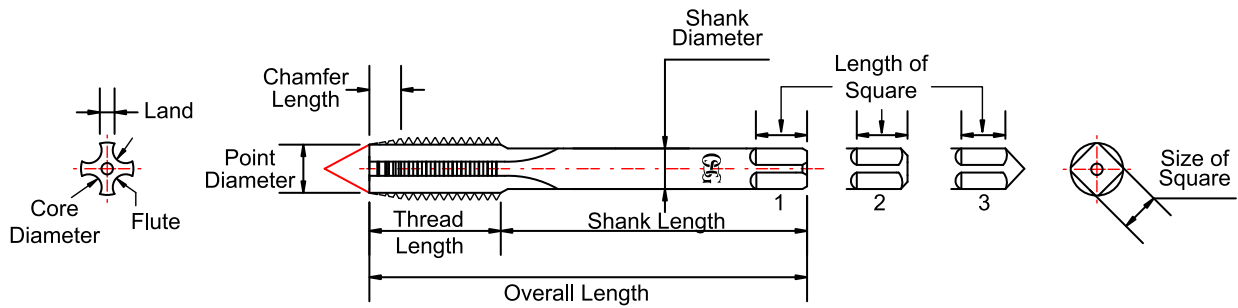
DRILLING

THREADING

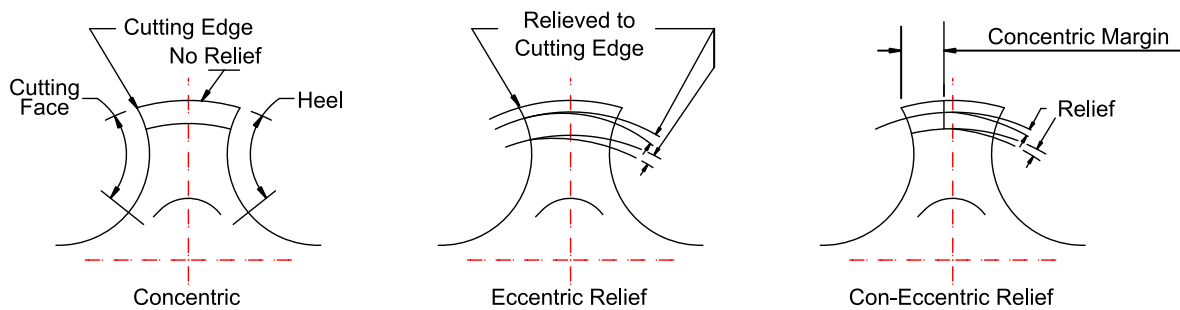
MILLING

HOLDERS

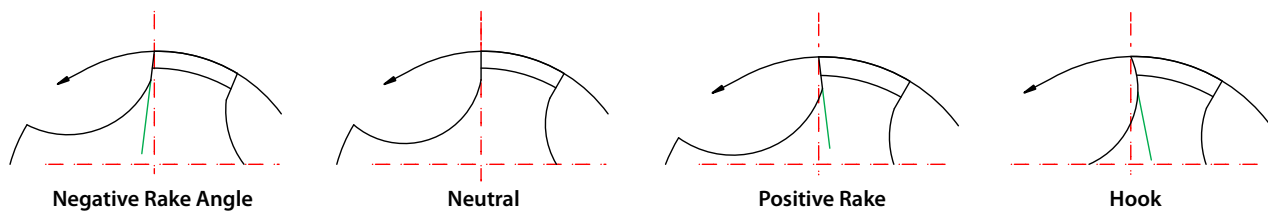
INDEX



Relief Styles



Cutting Angles





Tapping Speed Guide

SFM to RPM Conversion charts

ABOUT OSG

DRILLING

THREADING

MILLING

HOLDERS

INDEX

Surface Footage	Conversion Table - Surface Feet Per Minute (SFM) to Revolutions Per Minute (RPM) - Inch														
	5	10	15	20	25	30	40	50	60	70	80	90	100	125	150
Tap Size	Revolutions Per Minute														
0	318	637	955	1273	1592	1910	2547	3183	3820	4457	5093	5730	6367	7958	9550
1	262	523	785	1047	1308	1570	2093	2616	3140	3663	4186	4710	5233	6541	7849
2	222	444	666	888	1110	1333	1777	2221	2665	3109	3553	3998	4442	5552	6663
3	193	386	579	772	965	1158	1543	1929	2315	2701	3087	3473	3859	4823	5788
4	171	341	512	682	853	1023	1364	1705	2046	2388	2729	3070	3411	4263	5116
5	153	306	458	611	764	917	1222	1528	1834	2139	2445	2750	3056	3820	4584
6	138	277	415	554	692	830	1107	1384	1661	1938	2214	2491	2768	3460	4152
8	116	233	349	466	582	699	932	1165	1398	1630	1863	2086	2329	2912	3494
10	101	201	302	402	503	603	804	1005	1206	1407	1608	1809	2011	2513	3016
12	88	177	265	354	442	531	707	884	1061	1238	1415	1592	1769	2211	2653
1/4	76	153	229	306	382	458	611	764	917	1070	1222	1375	1528	1910	2292
5/16	61	122	183	244	306	367	489	611	733	856	978	1100	1222	1528	1834
3/8	51	102	153	204	255	306	407	509	611	713	815	917	1019	1273	1528
7/16	44	87	131	175	218	262	349	437	524	611	699	786	873	1091	1310
1/2	38	76	115	153	191	229	306	382	458	535	611	688	764	955	1146
9/16	34	68	102	136	170	204	272	340	407	475	543	611	679	849	1019
5/8	31	61	92	122	153	183	244	306	367	428	489	550	611	764	914
3/4	25	51	76	102	127	153	204	255	306	357	407	458	509	637	764
7/8	22	44	65	87	109	131	175	218	262	306	349	393	437	546	655
1	19	38	57	76	96	115	153	191	229	267	306	344	382	478	573
1 1/8	17	34	51	68	85	102	136	170	204	238	272	306	340	424	509
1 1/4	15	31	46	61	76	92	122	153	183	214	244	275	306	382	458
1 3/8	14	28	42	56	69	83	111	139	167	194	222	250	278	347	417
1 1/2	13	25	38	51	64	76	102	127	153	178	204	229	255	318	382
1 5/8	12	24	35	47	59	71	94	118	141	165	188	212	235	294	353
1 3/4	11	22	33	44	55	65	87	109	131	153	175	196	218	273	327
2	10	19	29	38	48	57	76	96	115	134	153	172	191	239	287
2 1/8	9	18	27	36	45	54	72	90	108	126	144	162	180	225	270

Surface Footage	Conversion Table - Surface Feet Per Minute (SFM) to Revolutions Per Minute (RPM) - Metric														
	5	10	15	20	25	30	40	50	60	70	80	90	100	125	150
Tap Size	Revolutions Per Minute														
M2	243	485	728	970	1213	1455	1941	2426	2911	3396	3881	4366	4851	6064	7277
M3	162	323	485	647	809	970	1294	1617	1941	2264	2587	2911	3234	4043	4851
M4	121	243	364	485	606	728	970	1213	1455	1698	1941	2183	2426	3032	3639
M5	97	194	291	388	485	582	776	970	1164	1358	1552	1747	1941	2426	2911
M6	81	162	243	323	404	485	647	809	970	1132	1294	1455	1617	2021	2426
M8	61	121	182	243	303	364	485	606	728	849	970	1092	1213	1516	1819
M10	49	97	146	194	243	291	388	485	582	679	776	873	970	1213	1455
M12	40	81	121	162	202	243	323	404	485	566	647	728	809	1011	1213
M14	35	69	104	139	173	208	277	347	416	485	554	624	693	866	1040
M16	30	61	91	121	152	182	243	303	364	424	485	546	606	758	910
M18	27	54	81	108	135	162	216	270	323	377	431	485	539	674	809
M20	24	49	73	97	121	146	194	243	291	340	388	437	485	606	728
M24	20	40	61	81	101	121	162	202	243	283	323	364	404	505	606
M27	18	36	54	72	90	108	144	180	216	252	287	323	359	449	539
M30	16	32	49	65	81	97	129	162	194	226	259	291	323	404	485
M33	15	29	44	59	74	88	118	147	176	206	235	265	294	368	441
M36	13	27	40	54	67	81	108	135	162	189	216	243	270	337	404
M39	12	25	37	50	62	75	100	124	149	174	199	224	249	311	373
M42	12	23	35	46	58	69	92	116	139	162	185	208	231	289	347
M45	11	22	32	43	54	65	86	108	129	151	172	194	216	270	323
M48	10	20	30	40	51	61	81	101	121	142	162	182	202	253	303
M56	9	17	26	35	43	52	69	87	104	121	139	156	173	217	260

Formulas

$$\text{SFM (Surface Feet per Minute)} = 0.262 \times \text{RPM} \times D$$

$$\text{RPM (Revolutions Per Minute)} = (3.82 \times \text{SFM}) / D$$

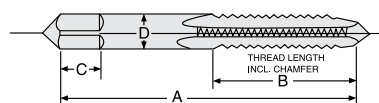
Note: D = Diameter (Must be in inches)



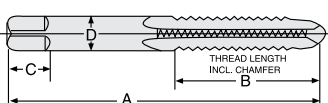


ANSI General Tap Dimensions (USCTI Table 302)

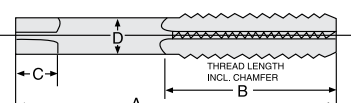
Blank Style 1



Blank Style 2



Blank Style 3



Nominal Diameter Range (Inch)		Mach. Screw Size No.	Nominal Fractional Diameter Inches	Nominal Metric Diameter Millimeters	Style	Tap Dimensions (Inch)				
Over	To (Incl.)					Overall Length A	Thread Length B	Square Length C	Shank Diameter D	Size of Square
0.052	0.065	0	1/16	-	1	1 5/8	5/16	3/16	0.141	0.110
0.065	0.078	1	-	M1.8	1	1 11/16	3/8	3/16	0.141	0.110
0.078	0.091	2	-	M2, M2.2	1	1 3/4	7/16	3/16	0.141	0.110
0.091	0.104	3	3/32	M2.5	1	1 13/16	1/2	3/16	0.141	0.110
0.104	0.117	4	-	-	1	1 7/8	9/16	3/16	0.141	0.110
0.117	0.130	5	1/8	M3, M3.15	1	1 15/16	5/8	3/16	0.141	0.110
0.130	0.145	6	-	M3.5	1	2	11/16	3/16	0.141	0.110
0.145	0.171	8	5/32	M4	1	2 1/8	3/4	1/4	0.168	0.131
0.171	0.197	10	3/16	M4.5, M5	1	2 3/8	7/8	1/4	0.194	0.152
0.197	0.223	12	7/32	-	1	2 3/8	15/16	9/32	0.220	0.165
0.223	0.260	14	1/4	M6, M6.3	2	2 1/2	1	5/16	0.255	0.191
0.260	0.323	-	5/16	M7, M8	2	2 23/32	1 1/8	3/8	0.318	0.238
0.323	0.385	-	3/8	M10	2	2 15/16	1 1/4	7/16	0.381	0.286
0.385	0.448	-	7/16	-	3	3 5/32	1 7/16	13/32	0.323	0.242
0.448	0.510	-	1/2	M12, M12.5	3	3 3/8	1 21/32	7/16	0.367	0.275
0.510	0.573	-	9/16	M14	3	3 19/32	1 21/32	1/2	0.429	0.322
0.573	0.635	-	5/8	M16	3	3 13/16	1 13/16	9/16	0.480	0.360
0.635	0.709	-	11/16	M18	3	4 1/32	1 13/16	5/8	0.542	0.406
0.709	0.760	-	3/4	-	3	4 1/4	2	11/16	0.590	0.442
0.760	0.823	-	13/16	M20	3	4 15/32	2	11/16	0.652	0.489
0.823	0.885	-	7/8	M22	3	4 11/16	2 7/32	3/4	0.697	0.523
0.885	0.948	-	15/16	M24	3	4 29/32	2 7/32	3/4	0.760	0.570
0.948	1.010	-	1	M25	3	5 1/8	2 1/2	13/16	0.800	0.600
1.010	1.073	-	1 1/16	M27	3	5 1/8	2 1/2	7/8	0.896	0.672
1.073	1.135	-	1 1/8	-	3	5 7/16	2 9/16	7/8	0.896	0.672
1.135	1.198	-	1 3/16	M30	3	5 7/16	2 9/16	1	1.021	0.766
1.198	1.260	-	1 1/4	-	3	5 3/4	2 9/16	1	1.021	0.766
1.260	1.323	-	1 5/16	M33	3	5 3/4	2 9/16	1 1/16	1.108	0.831
1.323	1.385	-	1 3/8	-	3	6 1/16	3	1 1/16	1.108	0.831
1.385	1.448	-	1 7/16	M36	3	6 1/16	3	1 1/8	1.233	0.925
1.448	1.510	-	1 1/2	-	3	6 3/8	3	1 1/8	1.233	0.925
1.510	1.635	-	1 5/8	M39	3	6 11/16	3 3/16	1 1/8	1.305	0.979
1.635	1.760	-	1 3/4	M42	3	7	3 3/16	1 1/4	1.430	1.072
1.760	1.885	-	1 7/8	-	3	7 5/16	3 9/16	1 1/4	1.519	1.139
1.885	2.010	-	2	M48	3	7 5/8	3 9/16	1 3/8	1.644	1.233
2.010	2.135	-	2 1/8	-	3	8	3 9/16	1 3/8	1.769	1.327
2.135	2.260	-	2 1/4	M56	3	8 1/4	3 9/16	1 7/16	1.894	1.420
2.260	2.385	-	2 3/8	-	3	8 1/2	4	1 7/16	2.019	1.514
2.385	2.510	-	2 1/2	-	3	8 3/4	4	1 1/2	2.100	1.575
2.510	2.635	-	2 5/8	M64	3	8 3/4	4	1 1/2	2.250	1.669
2.635	2.760	-	2 3/4	-	3	9 1/4	4	1 9/16	2.350	1.762
2.760	2.885	-	2 7/8	M72	3	9 1/4	4	1 9/16	2.475	1.856
2.885	3.010	-	3	-	3	9 3/4	4 9/16	1 5/8	2.543	1.907
3.010	3.135	-	3 1/8	-	3	9 3/4	4 9/16	1 5/8	2.668	2.001
3.135	3.260	-	3 1/4	M80	3	10	4 9/16	1 3/4	2.793	2.095
3.260	3.385	-	3 3/8	-	3	10	4 9/16	1 3/4	2.883	2.162
3.385	3.510	-	3 1/2	-	3	10 1/4	4 15/16	2	3.008	2.256
3.510	3.635	-	3 5/8	M90	3	10 1/4	4 15/16	2	3.133	2.350
3.635	3.760	-	3 3/4	-	3	10 1/2	5 5/16	2 1/8	3.217	2.413
3.760	3.885	-	3 7/8	-	3	10 1/2	5 5/16	2 1/8	3.342	2.506
3.885	4.010	-	4	M100	3	10 3/4	5 5/16	2 1/2	3.467	2.600

Note: Unless otherwise specified, all OSG taps conform to the dimensions listed above in USCTI Table 302.





Spiral Pointed and Spiral Fluted, JIS (Table 350)

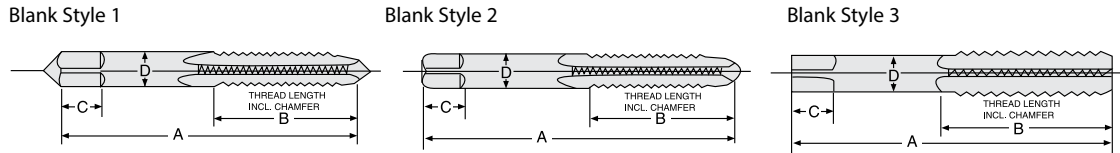
Diameter	Pitch	General Dimensions (Metric)					Ground Thread Limits Class	Pitch Diameter Limit		
		Overall Length A	Length of Thread B	Length of Square C	Shank Diam. D	Size of Square E		Basic	Min.	Max.
M2	0.4	40	15	5	3	2.5	2	1.740	1.750	1.770
M2.3	0.4	42	15	5	3	2.5	2	2.040	2.050	2.070
M2.6	0.45	44	16	5	3	2.5	2	2.308	2.318	2.333
M3	0.5	46	18	6	4	3.2	2	2.675	2.685	2.700
M3.5	0.6	48	18	6	4	3.2	2	3.110	3.120	3.135
M4	0.7	52	20	7	5	4	2	3.545	3.555	3.575
M4.5	0.75	55	20	7	5	4	2	4.013	4.023	4.043
M5	0.8	60	22	7	5.5	4.5	2	4.480	4.490	4.510
M6	0.75	62	20	7	6	4.5	2	5.513	5.523	5.543
	1	62	24	7	6	4.5	2	5.350	5.360	5.380
M7	1	65	6	8	6.2	5	2	6.350	6.360	6.380
	0.75	62	20	8	6.2	5	2	7.513	7.525	7.550
M8	1	70	30	8	6.2	5	2	7.350	7.360	7.380
	1.25	70	30	8	6.2	5	2	7.188	7.198	7.223
M9	1.25	72	30	8	7	5.5	2	8.188	8.198	8.223
	1	70	30	8	7	5.5	2	9.350	9.362	9.387
M10	1.25	75	32	8	7	5.5	2	9.188	9.198	9.223
	1.5	75	32	8	7	5.5	2	9.026	9.041	9.066
M11	1.5	80	38	9	8	6	2	10.026	10.041	10.066
	1	70	30	9	8.5	6.5	2	11.350	11.365	11.395
M12	1.25	80	38	9	8.5	6.5	2	11.188	11.203	11.233
	1.5	82	38	9	8.5	6.5	2	11.026	11.041	11.071
	1.75	82	38	9	8.5	6.5	2	10.863	10.878	10.908
M14	1.25	80	38	11	10.5	8	2	13.188	13.203	13.233
	1.5	88	42	11	10.5	8	2	13.026	13.041	13.071
M16	2	88	42	11	10.5	8	2	12.701	12.716	12.746
	1	75	30	13	12.5	10	2	15.350	15.365	15.395
	1.5	95	45	13	12.5	10	2	15.026	15.041	15.071
M18	2	95	45	13	12.5	10	2	14.701	14.716	14.746
	1.5	95	45	14	14	11	2	17.026	17.041	17.071
	2	95	45	14	14	11	2	16.701	16.716	16.751
M20	2.5	100	48	14	14	11	2	16.376	16.396	16.431
	1.5	95	45	15	15	12	2	19.026	19.041	19.076
M22	2.5	100	48	15	15	12	2	18.376	19.396	18.431
	1.5	95	45	16	17	13	2	21.026	21.041	21.076
M24	2.5	115	55	16	17	13	2	20.376	20.396	20.431
	1.5	95	45	18	19	15	2	23.026	23.041	23.076
M26	3	120	58	18	19	15	2	22.051	22.071	22.111
	1.5	95	45	18	20	15	2	25.026	25.041	25.076
M28	3	130	62	18	20	15	2	24.051	24.071	24.076
	1.5	105	45	20	21	17	2	27.026	27.041	27.076
M30	1.5	105	45	20	23	17	2	29.026	29.041	29.076
	3.5	135	65	20	23	17	2	27.727	27.747	27.787
M32	1.5	105	45	22	24	19	2	31.026	31.041	31.076
M33	1.5	110	45	22	25	19	2	32.026	32.041	32.076
M34	1.5	110	45	24	26	21	2	33.026	33.041	33.076
M36	1.5	110	45	24	28	21	2	35.026	35.041	35.076

Note: Dimensions are in millimeters





Screw Thread Inserts General Tap Dimensions - Inch (USCTI Table 322)



Nominal Size	Threads Per Inch		Blank Design No.	Tap Dimensions (Inch)					Table 302 Blank Equivalent
	UNC	UNF		A	B	C	D	Size of Square	
1	64	-	1	1.810	0.500	0.190	0.141	0.110	No. 3
2	56	-	1	1.880	0.560	0.190	0.141	0.110	No. 4
	-	64	1	1.880	0.560	0.190	0.141	0.110	No. 4
3	48	-	1	1.940	0.630	0.190	0.141	0.110	No. 5
	-	56	1	1.940	0.630	0.190	0.141	0.110	No. 5
4	40	-	1	2.000	0.690	0.190	0.141	0.110	No. 6
	-	48	1	2.000	0.690	0.190	0.141	0.110	No. 6
5	40	-	1	2.130	0.750	0.250	0.168	0.131	No. 8
6	32	-	1	2.380	0.880	0.250	0.194	0.152	No. 10
	-	40	1	2.130	0.750	0.250	0.168	0.131	No. 8
8	32	-	1	2.380	0.940	0.280	0.220	0.165	No. 12
	-	36	1	2.380	0.940	0.280	0.220	0.165	No. 12
10	24	-	2	2.500	1.000	0.310	0.255	0.191	1/4
	-	32	2	2.500	1.000	0.310	0.255	0.191	1/4
12	12	-	2	2.720	1.130	0.380	0.318	0.238	5/16
1/4	20	-	2	2.720	1.130	0.380	0.318	0.238	5/16
	-	28	2	2.720	1.130	0.380	0.318	0.238	5/16
5/16	18	-	2	2.940	1.250	0.440	0.381	0.286	3/8
	-	24	2	2.940	1.250	0.440	0.381	0.286	3/8
3/8	16	-	3	3.380	1.660	0.440	0.367	0.275	1/2
	-	24	3	3.160	1.440	0.410	0.323	0.242	7/16
7/16	14	-	3	3.590	1.660	0.500	0.429	0.322	9/16
	-	20	3	3.380	1.660	0.440	0.367	0.275	1/2
1/2	13	-	3	3.810	1.810	0.560	0.480	0.360	5/8
	-	20	3	3.590	1.660	0.500	0.429	0.322	9/16
9/16	12	-	3	4.030	1.810	0.630	0.542	0.406	11/16
	-	18	3	3.810	1.810	0.560	0.480	0.360	5/8
5/8	11	-	3	4.250	2.000	0.690	0.590	0.442	3/4
	-	18	3	4.030	1.810	0.630	0.542	0.406	11/16
3/4	10	-	3	4.690	2.220	0.750	0.697	0.523	7/8
	-	16	3	4.470	2.000	0.690	0.652	0.489	13/16
7/8	9	-	3	5.130	2.500	0.810	0.800	0.600	1"
	-	14	3	5.130	2.500	0.810	0.800	0.600	1"
1	8	-	3	5.750	2.560	1.000	1.021	0.766	1 1/4
	-	12	3	5.440	2.560	0.880	0.896	0.672	1 1/8

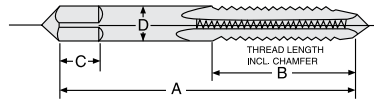
These taps are oversized to the extent that the internal thread they produce will accommodate a helical coil screw thread insert, which, at final assembly, will accept a screw thread of the normal size and pitch.



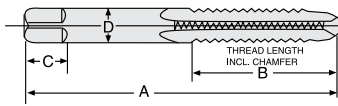


Screw Thread Inserts General Tap Dimensions - Metric (USCTI Table 322A)

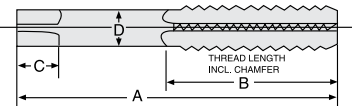
Blank Style 1



Blank Style 2



Blank Style 3



Nominal Size	Pitch		Blank Design No.	Tap Dimensions (Inch)					Table 302 Blank Equivalent
	M	MF		A	B	C	D	Size of Square	
M2.2	0.45	-	1	1.880	0.560	0.190	0.141	0.110	No. 4
M2.5	0.45	-	1	1.940	0.630	0.190	0.141	0.110	No. 5
M3	0.5	-	1	2.000	0.690	0.190	0.141	0.110	No. 6
M3.5	0.6	-	1	2.130	0.750	0.250	0.117	0.131	No. 8
M4	0.7	-	1	2.380	0.880	0.250	0.194	0.152	No. 10
M5	0.8	-	2	2.500	1.000	0.310	0.255	0.191	1/4
M6	1	-	2	2.720	1.130	0.380	0.318	0.238	5/16
M7	1	-	2	2.940	1.250	0.440	0.381	0.286	3/8
M8	1.25	-	2	2.940	1.250	0.440	0.381	0.286	3/8
	-	1	2	2.940	1.250	0.440	0.381	0.286	3/8
M10	1.5	-	3	3.380	1.660	0.440	0.367	0.275	1/2
	-	1.25	3	3.380	1.660	0.440	0.367	0.275	1/2
	-	1	3	3.160	1.440	0.410	0.323	0.242	7/16
M12	1.75	-	3	3.590	1.660	0.500	0.429	0.322	9/16
	-	1.5	3	3.590	1.660	0.500	0.429	0.322	9/16
	-	1.25	3	3.590	1.660	0.500	0.429	0.322	9/16
M14	2	-	3	4.030	1.810	0.630	0.542	0.406	11/16
	-	1.5	3	3.810	1.810	0.560	0.480	0.360	5/8
M16	2	-	3	4.250	2.000	0.690	0.590	0.442	3/4
	-	1.5	3	4.030	1.810	0.630	0.542	0.406	11/16
M18	2.5	-	3	4.690	2.220	0.750	0.697	0.523	7/8
	-	2	3	4.470	2.000	0.690	0.652	0.489	13/16
M20	-	1.5	3	4.470	2.000	0.690	0.652	0.489	13/16
	2.5	-	3	4.910	2.220	0.750	0.760	0.570	15/16
	-	2	3	4.910	2.220	0.750	0.760	0.570	15/16
M22	-	1.5	3	4.690	2.220	0.750	0.697	0.523	7/8
	2.5	-	3	5.130	2.500	0.810	0.800	0.600	1"
	-	2	3	5.130	2.500	0.810	0.800	0.600	1"
M24	-	1.5	3	4.910	2.220	0.750	0.760	0.570	15/16
	3	-	3	5.440	2.560	0.880	0.896	0.672	1 1/8
-	-	2	3	5.130	2.500	0.880	0.896	0.672	1 1/16

These taps are oversized to the extent that the internal thread they produce will accommodate a helical coil screw thread insert, which, at final assembly, will accept a screw thread of the normal size and pitch.





Classes and Tap Recommendations

Size	Threads Per Inch		Basic Pitch Diameter	Unified Classes of Thread				American National Classes of Thread			
				CLASS 2B For General Applications		CLASS 3B For Closer Fits		CLASS 2		CLASS 3	
	NC UNC	NF UNF	All Classes Minimum	Pitch Diam. Limits Maximum	Rec. Taps	Pitch Diam. Limits Maximum	Rec. Taps	Pitch Diam. Limits Maximum	Rec. Taps	Pitch Diam. Limits Maximum	Rec. Taps
0	—	80	0.0519	0.0542	H2	0.0536	H1	0.0536	H1	0.0532	H1
1	64	—	0.0629	0.0655	H2	0.0648	H1	0.0648	H1	0.0643	H1
1	—	72	0.0640	0.0665	H2	0.0659	H1	0.0658	H1	0.0653	H1
2	56	—	0.0744	0.0772	H2	0.0765	H1	0.0764	H1	0.0759	H1
2	—	64	0.0759	0.0786	H2	0.0779	H1	0.0778	H1	0.0773	H1
3	48	—	0.0855	0.0885	H2	0.0877	H1	0.0877	H1	0.0871	H1
3	—	56	0.0874	0.0902	H2	0.0895	H1	0.0894	H1	0.0889	H1
4	40	—	0.0958	0.0991	H2	0.0982	H2	0.0982	H2	0.0975	H1
4	—	48	0.0985	0.1016	H2	0.1008	H1	0.1007	H1	0.1001	H1
5	40	—	0.1088	0.1121	H2	0.1113	H2	0.1112	H2	0.1105	H1
5	—	44	0.1102	0.1134	H2	0.1126	H1	0.1125	H1	0.1118	H1
6	32	—	0.1177	0.1214	H3	0.1204	H2	0.1204	H2	0.1196	H1
6	—	40	0.1218	0.1252	H2	0.1243	H2	0.1242	H2	0.1235	H1
8	32	—	0.1437	0.1475	H3	0.1465	H2	0.1464	H2	0.1456	H1
8	—	36	0.1460	0.1496	H2	0.1487	H2	0.1485	H2	0.1478	H1
10	24	—	0.1629	0.1672	H3	0.1661	H3	0.1662	H3	0.1653	H1
10	—	32	0.1697	0.1736	H3	0.1726	H2	0.1724	H2	0.1716	H1
12	24	—	0.1889	0.1933	H3	0.1922	H3	0.1922	H3	0.1913	H1
12	—	28	0.1928	0.1970	H3	0.1959	H3	0.1959	H3	0.1950	H1
1/4	20	—	0.2175	0.2224	H5	0.2211	H3	0.2211	H3	0.2201	H2
1/4	—	28	0.2268	0.2311	H4	0.2300	H3	0.2299	H3	0.2290	H1
5/16	18	—	0.2764	0.2817	H5	0.2803	H3	0.2805	H3	0.2794	H2
5/16	—	24	0.2854	0.2902	H4	0.2890	H3	0.2887	H3	0.2878	H1
3/8	16	—	0.3344	0.3401	H5	0.3387	H3	0.3389	H3	0.3376	H2
3/8	—	24	0.3479	0.3528	H4	0.3516	H3	0.3512	H3	0.3503	H1
7/16	14	—	0.3911	0.3972	H5	0.3957	H3	0.3960	H5	0.3947	H3
7/16	—	20	0.4050	0.4104	H5	0.4091	H3	0.4086	H3	0.4076	H1
1/2	13	—	0.4500	0.4565	H5	0.4548	H3	0.4552	H5	0.4537	H3
1/2	—	20	0.4675	0.4731	H5	0.4717	H3	0.4711	H3	0.4701	H1
9/16	12	—	0.5084	0.5152	H5	0.5135	H3	0.5140	H5	0.5124	H3
9/16	—	18	0.5264	0.5323	H5	0.5308	H3	0.5305	H3	0.5294	H2
5/8	11	—	0.5660	0.5732	H5	0.5714	H3	0.5719	H5	0.5702	H3
5/8	—	18	0.5889	0.5949	H5	0.5934	H3	0.5930	H3	0.5919	H2
3/4	10	—	0.6850	0.6927	H5	0.6907	H5	0.6914	H5	0.6895	H3
3/4	—	16	0.7094	0.7159	H5	0.7143	H3	0.7139	H3	0.7126	H2
7/8	9	—	0.8028	0.8110	H6	0.8089	H4	0.8098	H6	0.8077	H4
7/8	—	14	0.8286	0.8356	H6	0.8339	H4	0.8335	H4	0.8322	H2
1	8	—	0.9188	0.9276	H6	0.9254	H4	0.9264	H4	0.9242	H4
1	—	12	0.9459	0.9535	H6	0.9516	H4	0.9515	H4	0.9499	H4
1	—	14	0.9536	0.9609	H6	0.9590	H4	0.9585	H4	0.9572	H4
1-1/8	7	—	1.0322	1.0416	H8	1.0393	H4	1.0407	H4	1.0381	H4
1-1/8	—	12	1.0709	1.0787	H6	1.0768	H4	1.0765	H4	1.0749	H4
1-1/4	7	—	1.1572	1.1668	H8	1.1644	H4	1.1657	H4	1.1631	H4
1-1/4	—	12	1.1959	1.2039	H6	1.2019	H4	1.2015	H4	1.1999	H4
1-3/8	6	—	1.2667	1.2771	H8	1.2745	H4	1.2768	H4	1.2738	H4
1-3/8	—	12	1.3209	1.3291	H6	1.3270	H4	1.3265	H4	1.3249	H4
1-1/2	6	—	1.3917	1.4022	H8	1.3996	H4	1.4018	H4	1.3988	H4
1-1/2	—	12	1.4459	1.4542	H6	1.4522	H4	1.4515	H4	1.4499	H4
1-1/2	—	8	1.4188	1.4283	H7	1.4259	H5	1.4278	H7	1.4251	H5
1-5/8	—	8	1.5438	1.5535	H8	1.5510	H6	1.5531	H7	1.5503	H5
1-3/4	5	—	1.6201	1.6317	H9	1.6288	H7	1.6317	H9	1.6283	H7
1-3/4	8	8	1.6688	1.6786	H8	1.6762	H6	1.6785	H8	1.6756	H5
1-7/8	8	8	1.7938	1.8037	H8	1.8013	H6	1.8038	H8	1.8008	H6
2	4.5	—	1.8557	1.8681	H10	1.8650	H7	1.8684	H10	1.8646	H7
2	—	8	1.9188	1.9289	H8	1.9264	H6	1.9292	H8	1.9261	H6

ISO Metric Class of Threads				
CLASS 6H For Commercial Threads				
Size mm	Pitch mm	Pitch Dia. Limits (Inch)		Rec. Taps
		Min.	Max.	
M1.6	0.35	0.0541	0.0574	D3
M2	0.4	0.0686	0.0720	D3
M2.5	0.45	0.0870	0.0906	D3
M3	0.5	0.1054	0.1092	D3
M3.5	0.6	0.1225	0.1268	D4
M4	0.7	0.1396	0.1442	D4
M5	0.8	0.1764	0.1812	D4
M6	1.0	0.2107	0.2165	D5
M8	1.25	0.2830	0.2892	D5
M10	1.5	0.3554	0.3624	D6
M12	1.75	0.4277	0.4355	D6
M14	2.0	0.5001	0.5083	D7
M16	2.0	0.5788	0.5871	D7
M20	2.5	0.7235	0.7322	D7
M24	3.0	0.8682	0.8785	D8
M30	3.5	1.0917	1.1026	D9
M36	4.0	1.3151	1.3268	D9
M39	4.0	1.4331	1.4450	D9
M42	4.5	1.5385	1.5509	D10
M42	3.0	1.5768	1.5873	D8
M42	2.0	1.6024	1.6112	D7
M42	1.5	1.6152	1.6231	D6
M45	4.5	1.6566	1.6690	D10
M45	3.0	1.6949	1.7054	D8
M48	5.0	1.7619	1.7751	D10
M48	3.0	1.8130	1.8241	D9
M48	2.0	1.8386	1.8479	D7
M48	1.5	1.8514	1.8598	D6
M56	5.5	2.0641	2.0781	D11

FORMULAS

D3 = Basic PD + 0.0009" to Basic PD + 0.0015"
D4 = Basic PD + 0.0012" to Basic PD + 0.0020"
D5 = Basic PD + 0.0015" to Basic PD + 0.0025"
D6 = Basic PD + 0.0018" to Basic PD + 0.0030"
D7 = Basic PD + 0.0019" to Basic PD + 0.0035"
D8 = Basic PD + 0.0024" to Basic PD + 0.0040"
D9 = Basic PD + 0.0025" to Basic PD + 0.0045"

Sizes Through 1" Dia.

H1 = Basic PD to Basic PD + 0.0005"
H2 = Basic PD + 0.0005" to Basic PD + 0.0010"
H3 = Basic PD + 0.0010" to Basic PD + 0.0015"
H4 = Basic PD + 0.0015" to Basic PD + 0.0020"
H5 = Basic PD + 0.0020" to Basic PD + 0.0025"
H6 = Basic PD + 0.0025" to Basic PD + 0.0030"

Sizes Above 1" Through 1-1/2" Dia.

H4 = Basic PD + 0.0010" to Basic PD + 0.0020"





Pitch Diameter Limits

For External and Internal Screw Threads

Classes 2A, 3A and 2B, 3B, Unified Thread Form Classes 2 and 3, Americal National Thread Form

Size	Threads Per Inch		External Thread (Bolt)							Internal Thread (Nut)				
			Unified				American National			Basic Pitch Dia.	Unified		American National	
	Max.		Min.		Max.	Min.		All Classes Min. Size No.	Max.		Min.			
	NC UNC	NF UNF	Class 2A	Class 3A Basic No.	Class 2A	Class 3A	Classes 2, 3 Basic Size No.		Class 2 No.	Class 3	2B Size No.	3B Size No.	2 Size No.	3 Size No.
0	-	80	0.0514	0.0519	0.0496	0.0506	0.0519	0.0502	0.0506	0.0519	0.0542	0.0536	0.0536	0.0532
1	64	-	0.0623	0.0629	0.0603	0.0614	0.0629	0.0610	0.0615	0.0629	0.0655	0.0648	0.0648	0.0643
	-	72	0.0634	0.0640	0.0615	0.0626	0.0640	0.0622	0.0627	0.0640	0.0665	0.0659	0.0658	0.0653
2	56	-	0.0738	0.0744	0.0717	0.0728	0.0744	0.0724	0.0729	0.0744	0.0772	0.0765	0.0764	0.0759
	-	64	0.0753	0.0759	0.0733	0.0744	0.0759	0.0740	0.0745	0.0759	0.0786	0.0779	0.0778	0.0773
3	48	-	0.0848	0.0855	0.0825	0.0838	0.0855	0.0833	0.0839	0.0855	0.0885	0.0877	0.0877	0.0871
	-	56	0.0867	0.0874	0.0845	0.0858	0.0874	0.0854	0.0859	0.0874	0.0902	0.0895	0.0894	0.0889
4	40	-	0.0950	0.0958	0.0925	0.0939	0.0958	0.0934	0.0941	0.0958	0.0991	0.0982	0.0982	0.0975
	-	48	0.0978	0.0985	0.0954	0.0967	0.0985	0.0963	0.0969	0.0985	0.1016	0.1008	0.1007	0.1001
5	40	-	0.1080	0.1088	0.1054	0.1069	0.1088	0.1064	0.1071	0.1088	0.1121	0.1113	0.1112	0.1105
	-	44	0.1095	0.1102	0.1070	0.1083	0.1102	0.1079	0.1086	0.1102	0.1134	0.1126	0.1125	0.1118
6	32	-	0.1169	0.1177	0.1141	0.1156	0.1177	0.1150	0.1158	0.1177	0.1214	0.1204	0.1204	0.1196
	-	40	0.1210	0.1218	0.1184	0.1198	0.1218	0.1194	0.1201	0.1218	0.1252	0.1243	0.1242	0.1235
8	32	-	0.1428	0.1437	0.1399	0.1415	0.1437	0.1410	0.1418	0.1437	0.1475	0.1465	0.1464	0.1456
	-	36	0.1452	0.1460	0.1424	0.1439	0.1460	0.1435	0.1442	0.1460	0.1496	0.1487	0.1485	0.1478
10	24	-	0.1619	0.1629	0.1586	0.1604	0.1629	0.1596	0.1605	0.1629	0.1672	0.1661	0.1662	0.1653
	-	32	0.1688	0.1697	0.1658	0.1674	0.1697	0.1670	0.1678	0.1697	0.1736	0.1726	0.1724	0.1716
12	24	-	0.1879	0.1889	0.1845	0.1863	0.1889	0.1856	0.1865	0.1889	0.1933	0.1922	0.1922	0.1913
	-	28	0.1918	0.1928	0.1886	0.1904	0.1928	0.1897	0.1906	0.1928	0.1970	0.1959	0.1959	0.1950
1/4	20	-	0.2164	0.2175	0.2127	0.2147	0.2175	0.2139	0.2149	0.2175	0.2224	0.2211	0.2211	0.2201
	-	28	0.2258	0.2268	0.2225	0.2243	0.2268	0.2237	0.2246	0.2268	0.2311	0.2300	0.2299	0.2290
5/16	18	-	0.2752	0.2764	0.2712	0.2734	0.2764	0.2723	0.2734	0.2764	0.2817	0.2803	0.2805	0.2794
	-	24	0.2843	0.2854	0.2806	0.2827	0.2854	0.2821	0.2830	0.2854	0.2902	0.2890	0.2887	0.2878
3/8	16	-	0.3331	0.3344	0.3287	0.3311	0.3344	0.3299	0.3312	0.3344	0.3401	0.3387	0.3389	0.3376
	-	24	0.3468	0.3479	0.3430	0.3450	0.3479	0.3446	0.3455	0.3479	0.3528	0.3516	0.3512	0.3503
7/16	14	-	0.3897	0.3911	0.3850	0.3876	0.3911	0.3862	0.3875	0.3911	0.3972	0.3957	0.3960	0.3947
	-	20	0.4037	0.4050	0.3995	0.4019	0.4050	0.4014	0.4024	0.4050	0.4104	0.4091	0.4086	0.4076
1/2	13	-	0.4485	0.4500	0.4435	0.4463	0.4500	0.4448	0.4463	0.4500	0.4565	0.4548	0.4552	0.4537
	-	20	0.4662	0.4675	0.4619	0.4643	0.4675	0.4639	0.4649	0.4675	0.4731	0.4717	0.4711	0.4701
9/16	12	-	0.5068	0.5084	0.5016	0.5045	0.5084	0.5028	0.5044	0.5084	0.5152	0.5135	0.5140	0.5124
	-	18	0.5250	0.5264	0.5205	0.5230	0.5264	0.5223	0.5234	0.5264	0.5323	0.5308	0.5305	0.5294
5/8	11	-	0.5644	0.5660	0.5589	0.5619	0.5660	0.5601	0.5618	0.5660	0.5732	0.5714	0.5719	0.5702
	-	18	0.5875	0.5889	0.5828	0.5854	0.5889	0.5848	0.5859	0.5889	0.5949	0.5934	0.5930	0.5919
3/4	10	-	0.6832	0.6850	0.6773	0.6806	0.6850	0.6786	0.6805	0.6850	0.6927	0.6907	0.6914	0.6905
	-	16	0.7079	0.7094	0.7029	0.7056	0.7094	0.7049	0.7062	0.7094	0.7159	0.7143	0.7139	0.7126
7/8	9	-	0.8009	0.8028	0.7946	0.7981	0.8028	0.7958	0.7979	0.8028	0.8110	0.8089	0.8098	0.8077
	-	14	0.8270	0.8286	0.8216	0.8245	0.8286	0.8237	0.8250	0.8286	0.8356	0.8339	0.8335	0.8322
1	8	-	0.9168	0.9188	0.9100	0.9137	0.9188	0.9112	0.9134	0.9188	0.9276	0.9254	0.9264	0.9242
	-	12	0.9441	0.9459	0.9382	0.9415	0.9459	0.9403	0.9419	0.9459	0.9535	0.9516	0.9515	0.9499
	-	14NS	0.9519	0.9536	0.9463	0.9494	0.9536	0.9487	0.9500	0.9536	0.9609	0.9590	0.9585	0.9572
1 1/8	7	-	1.0300	1.0322	1.0228	1.0268	1.0322	1.0237	1.0263	1.0322	1.0416	1.0393	1.0407	1.0381
	-	12	1.0691	1.0709	1.0631	1.0664	1.0709	1.0653	1.0669	1.0709	1.0787	1.0768	1.0765	1.0749
1 1/4	7	-	1.1550	1.1572	1.1476	1.1517	1.1572	1.1487	1.1513	1.1572	1.1668	1.1644	1.1657	1.1631
	-	12	1.1941	1.1959	1.1879	1.1913	1.1959	1.1903	1.1919	1.1959	1.2039	1.2019	1.2015	1.1999
1 3/8	6	-	1.2643	1.2667	1.2563	1.2607	1.2667	1.2566	1.2596	1.2667	1.2771	1.2745	1.2768	1.2738
	-	12	1.3190	1.3321	1.3127	1.3162	1.3209	1.3153	1.3169	1.3209	1.3291	1.3270	1.3265	1.3249
1 1/2	6	-	1.3893	1.3917	1.3812	1.3856	1.3917	1.3816	1.3846	1.3917	1.4022	1.3996	1.4018	1.3988
	-	12	1.4440	1.4459	1.4376	1.4411	1.4459	1.4403	1.4419	1.4459	1.4542	1.4522	1.4515	1.4499

ABOUT OSG

DRILLING

THREADING

MILLING

HOLDERS

INDEX





Classes and Tap Recommendations (USCTI Table 323)

Size	Threads Per Inch		Tap Major Diameter		Unified Classes of Thread					
					Class 2B For General Applications			Class 3B For Closer Fits		
	NC UNC	NF UNF	Minimum	Maximum	H Limit	Minimum	Maximum	H Limit	Minimum	Maximum
2	56	-	0.1107	0.1117	H2	0.0981	0.0986	H1	0.0976	0.0981
3	48	-	0.1279	0.1289	H2	0.1131	0.1136	H1	0.1126	0.1131
4	40	-	0.1463	0.1473	H2	0.1288	0.1293	H1	0.1283	0.1288
4	-	48	0.1409	0.1419	H2	0.1261	0.1266	H1	0.1256	0.1261
6	32	-	0.1807	0.1817	H3	0.1593	0.1598	H2	0.1588	0.1593
6	-	40	0.1723	0.1733	H2	0.1548	0.1553	H1	0.1543	0.1548
8	32	-	0.2067	0.2077	H3	0.1853	0.1858	H2	0.1848	0.1853
8	-	36	0.2022	0.2032	H2	0.1826	0.1831	H1	0.1821	0.1826
10	24	-	0.2465	0.2475	H3	0.2180	0.2185	H2	0.2175	0.2180
10	-	32	0.2327	0.2337	H3	0.2113	0.2118	H2	0.2108	0.2113
1/4	20	-	0.3177	0.3187	H3	0.2835	0.2840	H2	0.2830	0.2835
1/4	-	28	0.2985	0.2995	H3	0.2742	0.2747	H2	0.2737	0.2742
5/16	18	-	0.3874	0.3884	H4	0.3501	0.3506	H3	0.3496	0.3501
5/16	-	24	0.3690	0.3700	H3	0.3405	0.3410	H2	0.3400	0.3405
3/8	16	-	0.4592	0.4602	H4	0.4171	0.4176	H3	0.4166	0.4171
3/8	-	24	0.4315	0.4325	H3	0.4030	0.4035	H2	0.4025	0.4030
7/16	14	-	0.5333	0.5343	H4	0.4854	0.4859	H3	0.4849	0.4854
7/16	-	20	0.5052	0.5062	H4	0.4715	0.4720	H3	0.4710	0.4715
1/2	13	-	0.6032	0.6042	H4	0.5514	0.5519	H3	0.5509	0.5514
1/2	-	20	0.5677	0.5687	H4	0.5340	0.5345	H3	0.5335	0.5340
9/16	12	-	0.6741	0.6751	H4	0.6182	0.6187	H3	0.6177	0.6182
9/16	-	18	0.6374	0.6384	H4	0.6001	0.6006	H3	0.5996	0.6001
5/8	11	-	0.7467	0.7477	H4	0.6856	0.6861	H3	0.6851	0.6856
5/8	-	18	0.6999	0.7009	H4	0.6626	0.6631	H3	0.6621	0.6626
3/4	10	-	0.8835	0.8850	H5	0.8169	0.8174	H3	0.8159	0.8164
3/4	-	16	0.8342	0.8352	H4	0.7921	0.7926	H3	0.7916	0.7921
7/8	9	-	1.0232	1.0247	H5	0.9491	0.9496	H3	0.9481	0.9486
7/8	-	14	0.9708	0.9718	H4	0.9234	0.9239	H3	0.9224	0.9229
1	8	-	1.1666	1.1681	H6	1.0832	1.0842	H4	1.0822	1.0832
1	-	12	1.1116	1.1126	H6	1.0562	1.0572	H4	1.0552	1.0562

ISO Metric Class of Threads				
Class 6H For Commercial Threads				
Size (mm)	Pitch (mm)	Pitch Diameter Limits		Recommended Taps
		Min.	Max	
M2	0.40	0.0889	0.0909	D2
M2.5	0.45	0.1099	0.1120	D2
M3	0.50	0.1309	0.1332	D2
M4	0.70	0.1753	0.1783	D3
M5	0.80	0.2173	0.2203	D3
M6	1.00	0.2618	0.2654	D3
M8	1.25	0.3469	0.3508	D3
M10	1.50	0.4320	0.4357	D4
M12	1.75	0.5172	0.5224	D4
M14	2.00	0.6023	0.6078	D5
M16	2.00	0.6810	0.6867	D5
M18	2.50	0.7725	0.7786	D5
M20	2.50	0.8371	0.8574	D5
M22	2.50	0.9300	0.9361	D5
M24	3.00	1.0216	1.0289	D6





Machine Screw Taps - Ground Thread Unified and American National Form (USCTI Table 329)

Tap Size (Inch)	Threads Per Inch			Major Diameter			Basic Pitch Dia.	Pitch Diameter Limits							
	NC UNC	UF UNF	NS	Basic	Min.	Max.		H1 Limit		H2 Limit		H3 Limit		H7 Limit*	
								Min.	Max.	Min.	Max.	Min.	Max.	Min.	Max.
0	-	80	-	0.0600	0.0605	0.0616	0.0519	0.0519	0.0524	0.0524	0.0529	-	-	-	-
1	64	-	-	0.0730	0.0736	0.0750	0.0629	0.0629	0.0634	0.0634	0.0639	-	-	-	-
1	-	72	-	0.0730	0.0736	0.0748	0.0640	0.0640	0.0645	0.0645	0.0650	-	-	-	-
2	56	-	-	0.0860	0.0867	0.0883	0.0744	0.0744	0.0749	0.0749	0.0754	-	-	-	-
2	-	64	-	0.0860	0.0866	0.0880	0.0759	0.0759	0.0764	0.0764	0.0769	-	-	-	-
3	48	-	-	0.0990	0.0999	0.1017	0.0855	0.0855	0.0860	0.0860	0.0865	-	-	-	-
3	-	56	-	0.0990	0.0997	0.1013	0.0874	0.0874	0.0879	0.0879	0.0884	-	-	-	-
4	-	-	36	0.1120	0.1135	0.1156	0.0940	-	-	0.0945	0.0950	-	-	-	-
4	40	-	-	0.1120	0.1133	0.1152	0.0958	0.0958	0.0963	0.0963	0.0968	-	-	-	-
4	-	48	-	0.1120	0.1129	0.1147	0.0985	0.0985	0.0990	0.0990	0.0995	-	-	-	-
5	40	-	-	0.1250	0.1263	0.1282	0.1088	0.1088	0.1093	0.1093	0.1098	-	-	-	-
5	-	44	-	0.1250	0.1263	0.1280	0.1102	-	-	0.1107	0.1112	-	-	-	-
6	32	-	-	0.1380	0.1401	0.1421	0.1177	0.1177	0.1182	0.1182	0.1187	0.1187	0.1192	0.1207	0.1212
6	-	40	-	0.1380	0.1393	0.1412	0.1218	0.1218	0.1223	0.1223	0.1228	-	-	-	-
8	32	-	-	0.1640	0.1661	0.1681	0.1437	0.1437	0.1442	0.1442	0.1447	0.1447	0.1452	0.1467	0.1472
8	-	36	-	0.1640	0.1655	0.1676	0.1460	0.1460	0.1465	0.1465	0.1470	-	-	-	-
10	24	-	-	0.1900	0.1927	0.1954	0.1629	0.1629	0.1634	0.1634	0.1639	0.1639	0.1644	0.1659	0.1664
10	-	32	-	0.1900	0.1921	0.1941	0.1697	0.1697	0.1702	0.1702	0.1707	0.1707	0.1712	0.1727	0.1732
12	24	-	-	0.2160	0.2187	0.2214	0.1889	0.1889	0.1894	-	-	0.1899	0.1904	-	-
12	-	28	-	0.2160	0.2183	0.2206	0.1928	0.1928	0.1933	-	-	0.1938	0.1943	-	-

*Major diameter for H7 Limit Taps is 0.002" larger than values shown in min. and max. columns.

LEAD TOLERANCE

A maximum lead deviation of plus or minus 0.0005" within any two threads not farther apart than one inch is permitted.

ANGLE TOLERANCE

6 to 9 threads per inch incl. = ±25' in 1/2 angle. 10 to 80 threads per inch incl., = ±30' in 1/2 angle.

FORMULA

Maximum major diameter = Basic + A.
Minimum major diameter = Basic + B.
For values of A and B see table 331.

PITCH DIAMETER LIMITS FOR TAPS THROUGH 1" DIAMETER

H1 Limit = Basic PD to basic PD + 0.0005".
H2 Limit = Basic PD + 0.0005" to Basic PD + 0.0010".
H3 Limit = Basic PD + 0.0010" to Basic PD + 0.0015".
H4 Limit = Basic PD + 0.0015" to Basic PD + 0.0020".
H5 Limit = Basic PD + 0.0020" to Basic PD + 0.0025".
H6 Limit = Basic PD + 0.0025" to Basic PD + 0.0030".

PITCH DIAMETER LIMITS FOR TAPS OVER 1" DIAMETER THROUGH 1-1/2" DIAMETER

H4 Limit = Basic PD + 0.0010" to Basic PD + 0.0020".

Fractional Size Taps - Ground Thread Unified and American National Form (USCTI Table 327)

Tap Size (Inch)	Threads Per Inch			Major Diameter			Basic Pitch Dia.	Pitch Diameter Limits												
	NC UNC	UF UNF	NS	Basic	Min.	Max.		H1 Limit		H2 Limit		H3 Limit		H4 Limit		H5 Limit		H6 Limit		
								Min.	Max.	Min.	Max.	Min.	Max.	Min.	Max.	Min.	Max.	Min.	Max.	
1/4	20	-	-	0.2500	0.2533	0.2565	0.2175	0.2175	0.2180	0.2180	0.2185	0.2185	0.2190	-	-	0.2195	0.2200	-	-	
1/4	-	28	-	0.2500	0.2523	0.2546	0.2268	0.2268	0.2273	0.2273	0.2278	0.2278	0.2283	0.2288	-	-	-	-	-	-
5/16	18	-	-	0.3125	0.3161	0.3197	0.2764	0.2764	0.2769	0.2769	0.2774	0.2774	0.2779	-	-	0.2784	0.2789	-	-	
5/16	-	24	-	0.3125	0.3152	0.3179	0.2854	0.2854	0.2859	0.2859	0.2864	0.2864	0.2869	0.2869	0.2874	-	-	-	-	
3/8	16	-	-	0.3750	0.3790	0.3831	0.3344	0.3344	0.3349	0.3349	0.3354	0.3354	0.3359	-	-	0.3364	0.3369	-	-	
3/8	-	24	-	0.3750	0.3777	0.3804	0.3479	0.3479	0.3484	0.3484	0.3489	0.3489	0.3494	0.3494	0.3499	-	-	-	-	
7/16	14	-	-	0.4375	0.4422	0.4468	0.3911	0.3911	0.3916	0.3916	0.3921	0.3921	0.3926	-	-	0.3931	0.3936	-	-	
7/16	-	20	-	0.4375	0.4408	0.4440	0.4050	0.4050	0.4055	0.4055	0.4060	0.4060	0.4065	-	-	0.4070	0.4075	-	-	
1/2	13	-	-	0.5000	0.5050	0.5100	0.4500	0.4500	0.4505	0.4505	0.4510	0.4510	0.4515	-	-	0.4520	0.4525	-	-	
1/2	-	20	-	0.5000	0.5033	0.5065	0.4675	0.4675	0.4680	0.4680	0.4685	0.4685	0.4690	-	-	0.4695	0.4700	-	-	
9/16	12	-	-	0.5625	0.5679	0.5733	0.5084	0.5084	0.5089	0.5089	0.5094	0.5094	0.5099	-	-	0.5104	0.5109	-	-	
9/16	-	18	-	0.5625	0.5661	0.5697	0.5264	0.5264	0.5269	0.5269	0.5274	0.5274	0.5279	-	-	0.5284	0.5289	-	-	
5/8	11	-	-	0.6250	0.6309	0.6368	0.5660	0.5660	0.5665	0.5665	0.5670	0.5670	0.5675	-	-	0.5680	0.5685	-	-	
5/8	-	18	-	0.6250	0.6286	0.6322	0.5889	0.5889	0.5894	0.5894	0.5899	0.5899	0.5904	-	-	0.5909	0.5914	-	-	
11/16	-	-	11	0.6875	0.6934	0.6993	0.6285	-	-	-	-	0.6295	0.6300	-	-	-	-	-	-	
11/16	-	-	16	0.6875	0.6915	0.6956	0.6469	-	-	-	-	0.6479	0.6484	-	-	-	-	-	-	
3/4	10	-	-	0.7500	0.7565	0.7630	0.6850	0.6850	0.6855	0.6855	0.6860	0.6860	0.6865	-	0.8048	0.6870	0.6875	-	-	
3/4	-	16	-	0.7500	0.7540	0.7581	0.7094	0.7094	0.7099	0.7099	0.7104	0.7104	0.7109	-	0.8306	0.7114	0.7119	-	-	
7/8	9	-	-	0.8750	0.8822	0.8894	0.8028	0.8028	0.8033	0.8033	0.8038	-	-	0.8043	0.9208	-	-	0.8053	0.8058	
7/8	-	14	-	0.8750	0.8797	0.8843	0.8286	0.8286	0.8291	0.8291	0.8296	-	-	0.8301	0.9479	-	-	0.8311	0.8316	
1	8	-	-	1.0000	1.0081	1.0162	0.9188	0.9188	0.9193	0.9193	0.9198	-	-	0.9203	0.9556	-	-	0.9213	0.9218	
1	-	12	-	1.0000	1.0054	1.0108	0.9459	-	-	-	-	-	-	0.9474	1.0342	-	-	-	-	
1	-	14	-	1.0000	1.0047	1.0093	0.9536	-	-	0.9541	0.9546	-	-	0.9551	1.0729	-	-	0.9561	0.9566	
1 1/8	7	-	-	1.1250	1.1343	1.1436	1.0322	-	-	-	-	-	-	1.0332	1.1592	-	-	-	-	
1 1/8	-	12	-	1.1250	1.1304	1.1358	1.0709	-	-	-	-	-	-	1.0719	1.1979	-	-	-	-	
1 1/4	7	-	-	1.2500	1.2593	1.2686	1.1572	-	-	-	-	-	-	1.1582	1.2687	-	-	-	-	
1 1/4	-	12	-	1.2500	1.2554	1.2608	1.1959	-	-	-	-	-	-	1.1969	1.3229	-	-	-	-	
1 3/8	6	-	-	1.3750	1.3859	1.3967	1.2667	-	-	-	-	-	-	1.2677	1.3937	-	-	-	-	
1 3/8	-	12	-	1.3750	1.3804	1.3858	1.3209	-	-	-	-	-	-	1.3219	1.4479	-	-	-	-	
1 1/2	6	-	-	1.5000	1.5109	1.5217	1.3917	-	-	-	-	-	-	1.3927	-	-	-	-	-	
1 1/2	-	12	-	1.5000	1.5054	1.5108	1.4459	-	-	-	-	-	-	1.4469	-	-	-	-	-	





Ground Thread Taps (USCTI Table 331)

The following tables and formula are used in determining the limits and tolerances for ground thread taps having a thread lead angle not in excess of 5-degrees, inless otherwise specified.

LEAD TOLERANCE

A maximum lead deviation of $\pm 0.0005''$, within any two threads not farther apart than 1" is permitted.

ANGLE TOLERANCE

Threads Per Inch	Deviation in Half Angle
4 to 5-1/2 incl.	$\pm 20'$
6 to 9 incl.	$\pm 25'$
10 to 80 incl.	$\pm 30'$

FORMULA

Max. Major Dia. = Basic + A

Max. Pitch Dia. = Min. + D

Min. Major Dia. = Basic + B

Min. Pitch Dia. = Basic + C

In the above formula:

A = Constant to add = 0.130P for all Pitches

B = Major Diameter Tolerance = 0.087P for 48 Through 80 TPI
 = 0.076P for 36 Through 47 TPI
 = 0.065P for 4 Through 35 TPI

C = Amount over basic for minimum pitch diameter

D = Pitch diameter tolerance

Note: When the tap major diameter must be determined from a specified tap pitch diameter, the maximum major diameter equals the minimum specified pitch diameter minus Constant C, plus 0.64952P, plus Constant A.

Threads Per Inch	A	B	C			D			
			To 5/8" Incl.	Over 5/8" to 2-1/2" Incl.	Over 2-1/2"	To 1" Incl.	Over 1" to 1-1/2" Incl.	Over 1-1/2" to 2-1/2" Incl.	Over 2-1/2"
80	0.0016	0.0011	0.0005	0.0010	0.0015	0.0005	0.0010	0.0010	0.0015
72	0.0018	0.0012	0.0005	0.0010	0.0015	0.0005	0.0010	0.0010	0.0015
64	0.0020	0.0014	0.0005	0.0010	0.0015	0.0005	0.0010	0.0010	0.0015
56	0.0023	0.0016	0.0005	0.0010	0.0015	0.0005	0.0010	0.0010	0.0015
48	0.0027	0.0018	0.0005	0.0010	0.0015	0.0005	0.0010	0.0010	0.0015
44	0.0030	0.0017	0.0005	0.0010	0.0015	0.0005	0.0010	0.0010	0.0015
40	0.0032	0.0019	0.0005	0.0010	0.0015	0.0005	0.0010	0.0010	0.0015
36	0.0036	0.0021	0.0005	0.0010	0.0015	0.0005	0.0010	0.0010	0.0015
32	0.0041	0.0020	0.0010	0.0010	0.0015	0.0005	0.0010	0.0010	0.0015
28	0.0046	0.0023	0.0010	0.0010	0.0015	0.0005	0.0010	0.0010	0.0015
24	0.0054	0.0027	0.0010	0.0010	0.0015	0.0005	0.0010	0.0015	0.0015
20	0.0065	0.0032	0.0010	0.0010	0.0015	0.0005	0.0010	0.0015	0.0015
18	0.0072	0.0036	0.0010	0.0010	0.0015	0.0005	0.0010	0.0015	0.0015
16	0.0081	0.0041	0.0010	0.0010	0.0015	0.0005	0.0010	0.0015	0.0020
14	0.0093	0.0046	0.0010	0.0015	0.0015	0.0005	0.0010	0.0015	0.0020
13	0.0100	0.0050	0.0010	0.0015	0.0015	0.0005	0.0010	0.0015	0.0020
12	0.0108	0.0054	0.0010	0.0015	0.0015	0.0005	0.0010	0.0015	0.0020
11	0.0118	0.0059	0.0010	0.0015	0.0020	0.0005	0.0010	0.0015	0.0020
10	0.0130	0.0065	-	0.0015	0.0020	0.0005	0.0010	0.0015	0.0020
9	0.0144	0.0072	-	0.0015	0.0020	0.0005	0.0010	0.0015	0.0020
8	0.0162	0.0081	-	0.0015	0.0020	0.0005	0.0010	0.0015	0.0020
7	0.0186	0.0093	-	0.0015	0.0020	0.0010	0.0010	0.0020	0.0025
6	0.0217	0.0108	-	0.0015	0.0020	0.0010	0.0010	0.0020	0.0025
5 1/2	0.0236	0.0118	-	0.0015	0.0020	0.0010	0.0015	0.0020	0.0025
5	0.0260	0.0130	-	0.0015	0.0020	0.0010	0.0015	0.0020	0.0025
4 1/2	0.0289	0.0144	-	0.0015	0.0020	0.0010	0.0015	0.0020	0.0025
4	0.0325	0.0162	-	0.0015	0.0020	0.0010	0.0015	0.0020	0.0025

For intermediate pitches, use values for next coarser pitch for C and D, but use formulas for A and B.





Metric Size Taps - Ground Thread (USCTI Table 337)

Nominal Size	Pitch	Major Diameter (Inches)				Standard Pitch Diameter Limits (Inches)													
		Basic	Min.	Max.	Basic Pitch Diam.	D3 Limits		D4 Limits		D5 Limits		D6 Limits		D7 Limits		D8 Limits		D9 Limits	
						Min.	Max.	Min.	Max.	Min.	Max.	Min.	Max.	Min.	Max.	Min.	Max.	Min.	Max.
1.6	0.35	0.062992	0.0641	0.0651	0.054042	0.0550	0.0556	-	-	-	-	-	-	-	-	-	-	-	-
2.0	0.4	0.078740	0.0801	0.0811	0.068511	0.0695	0.0701	-	-	-	-	-	-	-	-	-	-	-	-
2.5	0.45	0.098425	0.0999	0.1009	0.086918	0.0879	0.0885	-	-	-	-	-	-	-	-	-	-	-	-
3.0	0.5	0.118110	0.1198	0.1208	0.105324	0.1063	0.1069	-	-	-	-	-	-	-	-	-	-	-	-
3.5	0.6	0.137795	0.1397	0.1407	0.122452	-	-	0.1237	0.1245	-	-	-	-	-	-	-	-	-	-
4.0	0.7	0.157480	0.1597	0.1613	0.139580	-	-	0.1408	0.1416	-	-	-	-	-	-	-	-	-	-
5.0	0.8	0.196850	0.1994	0.2010	0.176393	-	-	0.1776	0.1784	-	-	-	-	-	-	-	-	-	-
6.0	1.0	0.236220	0.2395	0.2411	0.210648	-	-	-	-	0.2122	0.2132	-	-	-	-	-	-	-	-
8.0	1.25	0.314960	0.3189	0.3214	0.282995	-	-	-	-	0.2843	0.2855	-	-	-	-	-	-	-	-
10	1.5	0.393700	0.3985	0.4010	0.355343	-	-	-	-	-	-	0.3572	0.3584	-	-	-	-	-	-
12	1.75	0.472440	0.4780	0.4805	0.427690	-	-	-	-	-	-	0.4295	0.4307	-	-	-	-	-	-
14	2.0	0.551180	0.5575	0.5600	0.500037	-	-	-	-	-	-	-	-	0.5020	0.5036	-	-	-	-
16	2.0	0.629920	0.6363	0.6388	0.578777	-	-	-	-	-	-	-	-	0.5807	0.5823	-	-	-	-
20	2.5	0.787400	0.7954	0.7979	0.723471	-	-	-	-	-	-	-	-	0.7254	0.7270	-	-	-	-
24	3.0	0.944880	0.9544	0.9583	0.868165	-	-	-	-	-	-	-	-	-	-	0.8706	0.8722	-	-
30	3.5	1.181100	1.1922	1.1961	1.091599	-	-	-	-	-	-	-	-	-	-	-	-	1.0942	1.0962
36	4.0	1.417320	1.4300	1.4339	1.315034	-	-	-	-	-	-	-	-	-	-	-	-	1.3176	1.3196

LEAD TOLERANCE

A maximum lead deviation of ±0.013 mm within any two threads not farther apart than 25 mm is permitted.

ANGLE TOLERANCE

Pitch (mm)	Deviation in Half Angle
Over 0.25 to 2.5 Incl.	±30'
Over 2.5 to 4 Incl.	±25'
Over 4 to 6 Incl.	±20"

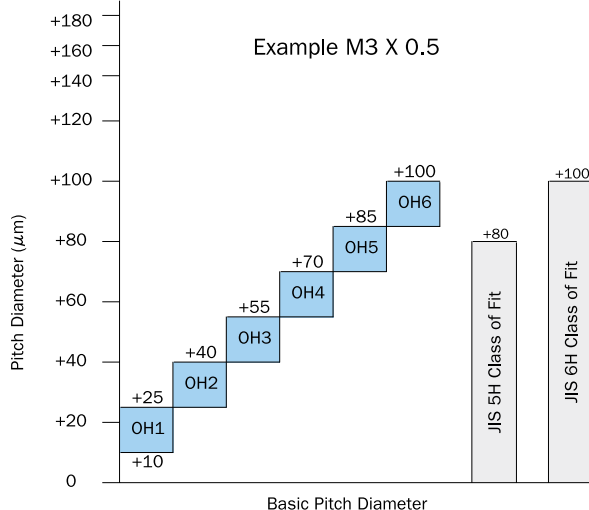
FORMULA

Min. Major Dia. = Basic + W	Max. Pitch Dia. = Basic + Y
Max. Major Dia. = Min. + X	Min. Pitch Dia. = Max. - Z
For Values of W, Y & Z, See Table 341	

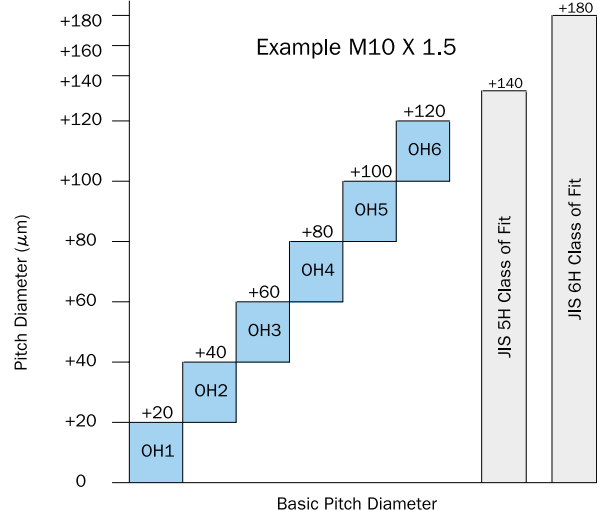
In all cases, the tap major and pitch diameter inch conversions have been rounded upwards to the next ten thousandth of an inch. Basic values agree with B1 Report—ISO Metric Screw Threads, Table 9B.

OH Tap Limits

OH Limits for Taps with a pitch ≤ 0.6



OH Limits for Taps with a pitch ≥ 0.7





Ground Thread Tap Limits (USCTI Table 341)

The following tables and formula are used in determining the limits and tolerances for ground thread metric taps unless otherwise specified. They apply only to metric threads having a 60° form with a P/8 flat at the major diameter of the basic thread form.

LEAD TOLERANCE

A maximum lead deviation of ±0.013 mm within any two threads not farther apart than 25 mm is permitted.

ANGLE TOLERANCE

Pitch (mm)	Deviation in Half Angle
Over 0.25 to 2.5 incl.	±30'
Over 2.5 to 4. incl.	±25'
Over 4 to 6 incl.	±20'

FORMULA

Min. Major Dia = Basic + W	Max. Pitch Dia. = Basic + Y
Max. Major Dia. = Min. + X	Min. Pitch Dia. = Max. - Z

W = Constant to add to Basic Major Diameter*

X = Major Diameter Tolerance

Y = Amount over Basic for Maximum Pitch Diameter

Z = Pitch Diameter Tolerance

*W = .080P Converted to inches

Note: When the tap major diameter must be determined from a specified tap pitch diameter, the minimum major diameter equals the maximum specified tap pitch diameter minus constant Y, plus the basic single height of thread, plus constant W.

Pitch		Symmetrical Thread Height 0.64952P (Inch)	Tap Limits for Metric Threads (inch)									
			W	X	Y				Z			
					M1.6 To M6.3 Incl.	Over M6.3 to M25 Incl.	Over M25 To M90 Incl.	Over M90	M1.6 To M6.3 Incl.	Over M6.3 to M25 Incl.	Over M25 To M90 Incl.	Over M90
mm	Inch Equiv.											
0.3	0.011811	0.007671	0.0009	0.0010	0.0015	0.0015	0.0020	0.0020	0.0006	0.0006	0.0008	0.0008
0.35	0.013779	0.008950	0.0011	0.0010	0.0015	0.0015	0.0020	0.0020	0.0006	0.0006	0.0008	0.0008
0.4	0.015748	0.010229	0.0013	0.0010	0.0015	0.0020	0.0020	0.0020	0.0006	0.0006	0.0008	0.0010
0.45	0.017716	0.011507	0.0014	0.0010	0.0015	0.0020	0.0020	0.0020	0.0006	0.0008	0.0008	0.0010
0.5	0.019685	0.012786	0.0016	0.0010	0.0015	0.0020	0.0020	0.0025	0.0006	0.0008	0.0010	0.0010
0.6	0.236220	0.015343	0.0019	0.0010	0.0020	0.0020	0.0025	0.0025	0.0008	0.0008	0.0010	0.0010
0.7	0.027559	0.017900	0.0022	0.0016	0.0020	0.0020	0.0025	0.0025	0.0008	0.0008	0.0010	0.0010
0.75	0.029527	0.019178	0.0024	0.0016	0.0020	0.0025	0.0025	0.0030	0.0008	0.0010	0.0010	0.0012
0.8	0.031496	0.020457	0.0025	0.0016	0.0020	0.0025	0.0025	0.0030	0.0008	0.0010	0.0010	0.0012
0.9	0.035433	0.023014	0.0028	0.0016	0.0020	0.0025	0.0025	0.0030	0.0008	0.0010	0.0010	0.0012
1.0	0.039370	0.025572	0.0032	0.0016	0.0025	0.0025	0.0030	0.0030	0.0010	0.0010	0.0012	0.0012
1.25	0.049212	0.031964	0.0039	0.0025	0.0025	0.0025	0.0030	0.0035	0.0010	0.0012	0.0012	0.0016
1.5	0.059055	0.038357	0.0047	0.0025	0.0025	0.0030	0.0030	0.0035	0.0010	0.0012	0.0012	0.0016
1.75	0.068897	0.044750	0.0055	0.0025	-	0.0030	0.0035	0.0040	-	0.0012	0.0016	0.0016
2.0	0.078740	0.051143	0.0063	0.0025	-	0.0035	0.0035	0.0040	-	0.0016	0.0016	0.0016
2.5	0.098425	0.063929	0.0079	0.0025	-	0.0035	0.0040	0.0045	-	0.0016	0.0016	0.0020
3.0	0.118110	0.076715	0.0095	0.0039	-	0.0040	0.0040	0.0050	-	0.0016	0.0020	0.0020
3.5	0.137795	0.089501	0.0110	0.0039	-	0.0040	0.0045	0.0050	-	0.0016	0.0020	0.0020
4.0	0.157480	0.102286	0.0126	0.0039	-	0.0040	0.0045	0.0055	-	0.0020	0.0020	0.0025
4.5	0.177165	0.115072	0.0142	0.0039	-	-	0.0050	0.0055	-	0.0020	0.0020	0.0025
5.0	0.196850	0.127858	0.0158	0.0039	-	-	0.0050	0.0060	-	-	0.0025	0.0025
5.5	0.216535	0.140644	0.0173	0.0039	-	-	0.0055	0.0060	-	-	0.0025	0.0025
6.0	0.236220	0.153430	0.0189	0.0039	-	-	0.0055	0.0060	-	-	0.0025	0.0025

For intermediate pitches use value for next coarser pitch.

Symmetrical Thread Height; Equivalent to the basic height, h, of the original American National Form.





ISO Tolerance System

The ISO Metric Screw Thread Tolerance System provides for tolerance grades and tolerance positions (allowances) for the pitch diameter and crest diameter.

Tolerance Grades

A series of numbers, 3 through 9, were established as symbols, to reflect the size of the tolerance; the higher the number the larger the tolerance.

FOR EXTERNAL THREADS - (LOWER CASE LETTER SYMBOLS)

- Tolerance Position “e” has a large allowance. The upper limit is below basic by a large amount.
- Tolerance Position “g” has a small allowance. The upper limit is below basic by a small amount.
- Tolerance Position “h” has no allowance and the upper limit is basic.

FOR INTERNAL THREADS - (CAPITAL LETTER SYMBOLS)

- Tolerance Position “G” has a small allowance. The lower limit is above basic by a small amount.
- Tolerance Position “H” has no allowance and the lower limit is basic.

Selection of Tolerance Classes

Two factors determine the selection of a suitable tolerance class:

1. Length of thread engagement (short, normal or long)
2. Quality requirement (fine, medium or coarse) See table below for preferred tolerance classes.

Tolerance Positions

They define the maximum-material limits of the pitch and crest diameters and indicate their relationship to the basic profile. For plating requirements and ease of assembly, a series of tolerance positions were established.

Preferred Tolerance Classes

Quality Requirement	External Thread (Bolts)									Internal Thread (Nuts)					
	Tolerance Position e (Large Allowance)			Tolerance Position g (Small Allowance)			Tolerance Position h (No Allowance)			Tolerance Position G (Small Allowance)			Tolerance Position H (No Allowance)		
	Length of Thread Engagement			Length of Thread Engagement			Length of Thread Engagement			Length of Thread Engagement			Length of Thread Engagement		
	Short	Normal	Long	Short	Normal	Long	Short	Normal	Long	Short	Normal	Long	Short	Normal	Long
FINE (Close Fit Applications)							3h-4h	4h	5h-4h						4H
MEDIUM (General Purpose Applications)		6e	7e-6e	5g-6g	6g	7g-6g	5h-6h	6h	7h-6h	5G	6G	7G	5H		
COARSE (Difficult Manufacturing Applications)					8g	9g-8g					7G	8G			

Tolerance Position “e” is not to be applied to pitches finer than 0.5 mm. Tolerance classes 6g and 6H are for commercial screw, bolt and nut threads.

Thread Designations

Basic Designations: The letter “M” and the nominal size (basic major diameter in millimeters) followed by “X” and the pitch in millimeters, designates metric screw threads. For coarse series thread, the “X” and pitch may be omitted.

Example: Coarse series threads; M6 other threads; M8 x 1

A complete designation comprises, in addition to the basic designation, the tolerance class symbol separated by a dash. When the pitch and crest diameter tolerance classes are identical, the symbol need only be given once.

Example: M20 x 2—6H

When the pitch and crest diameters have different tolerance classes, the pitch diameter symbol is followed by the crest diameter symbol.

Example: M6 x 0.75—5g—6g

To indicate a specified thread fit between mating parts, the internal thread tolerance class symbol is followed by that of the external thread, separated by a slash.

Example: M20 x 2—6H/5g—6g

When rounded root external threads are to be specified, the minimum root radius value shall be added to the tolerance class designation.

Example: M6—5g —6g 0.100R





Limiting Dimensions of Standard Series Threads for Commercial Screws, Bolts and Nuts (Inches)

Nominal Size Diam	Pitch P	Basic Thread Designation	External Thread (Bolt)								Internal Thread (Nut)							
			Tol Cl.	Allowance	Major Diameter		Pitch Diameter			Minor Diameter		Tol Cl.	Minor Diameter		Pitch Diameter			Major Dia.
					Max.	Min.	Max.	Min.	Tol.	Max.	Min.		Min.	Max.	Min.	Max.	Tol.	
1.6	0.35	M1.6	6g	0.0008	0.0622	0.0589	0.0533	0.0509	0.0024	0.0453	0.0419	6H	0.0481	0.0520	0.0541	0.0574	0.0033	0.0630
1.8	0.35	M1.8	6g	0.0008	0.0701	0.0668	0.0611	0.0588	0.0023	0.0531	0.0498	6H	0.0560	0.0598	0.0620	0.0652	0.0032	0.0709
2	0.4	M2.0	6g	0.0009	0.0779	0.0743	0.0677	0.0652	0.0025	0.0586	0.0549	6H	0.0617	0.0661	0.0686	0.0720	0.0034	0.0788
2.2	0.45	M2.2	6g	0.0009	0.0858	0.0819	0.0743	0.0716	0.0027	0.0640	0.0601	6H	0.0675	0.0723	0.0752	0.0788	0.0036	0.0867
2.5	0.45	M2.5	6g	0.0009	0.0976	0.0938	0.0861	0.0834	0.0027	0.0759	0.0719	6H	0.0793	0.0841	0.0870	0.0906	0.0036	0.0985
3	0.5	M3.0	6g	0.0009	0.1173	0.1132	0.1045	0.1016	0.0029	0.0931	0.0889	6H	0.0969	0.1023	0.1054	0.1092	0.0038	0.1182
3.5	0.6	M3.5	6g	0.0009	0.1369	0.1321	0.1216	0.1183	0.0033	0.1079	0.1030	6H	0.1123	0.1185	0.1225	0.1268	0.0043	0.1378
4	0.7	M4.0	6g	0.0009	0.1566	0.1512	0.1387	0.1352	0.0034	0.1227	0.1173	6H	0.1277	0.1347	0.1396	0.1442	0.0046	0.1575
4.5	0.75	M4.5	6g	0.0010	0.1762	0.1708	0.1571	0.1536	0.0035	0.1400	0.1345	6H	0.1452	0.1526	0.1580	0.1626	0.0046	0.1772
5	0.8	M5.0	6g	0.0010	0.1959	0.1900	0.1754	0.1717	0.0037	0.1572	0.1513	6H	0.1628	0.1706	0.1764	0.1812	0.0048	0.1969
6	1.0	M6.0	6g	0.0012	0.2351	0.2282	0.2096	0.2052	0.0044	0.1868	0.1797	6H	0.1936	0.2028	0.2107	0.2165	0.0058	0.2363
7	1.0	M7.0	6g	0.0011	0.2745	0.2675	0.2489	0.2446	0.0043	0.2262	0.2191	6H	0.2330	0.2422	0.2501	0.2559	0.0058	0.2756
8	1.25	M8.0	6g	0.0012	0.3138	0.3056	0.2818	0.2773	0.0045	0.2535	0.2454	6H	0.2617	0.2721	0.2830	0.2892	0.0062	0.3150
8	1.0	M8 x 1.0	6g	0.0011	0.3139	0.3069	0.2883	0.2840	0.0043	0.2656	0.2584	6H	0.2724	0.2816	0.2894	0.2952	0.0058	0.3150
10	1.5	M10	6g	0.0013	0.3924	0.3832	0.3540	0.3489	0.0051	0.3199	0.3102	6H	0.3298	0.3415	0.3554	0.3624	0.0070	0.3937
10	1.25	M10 x 1.25	6g	0.0012	0.3925	0.3843	0.3606	0.3560	0.0046	0.3322	0.3241	6H	0.3404	0.3508	0.3618	0.3680	0.0062	0.3937
12	1.75	M12	6g	0.0014	0.4711	0.4607	0.4263	0.4205	0.0058	0.3865	0.3758	6H	0.3979	0.4110	0.4277	0.4355	0.0078	0.4725
12	1.25	M12 x 1.25	6g	0.0012	0.4713	0.4630	0.4393	0.4342	0.0051	0.4109	0.4023	6H	0.4192	0.4295	0.4405	0.4475	0.0070	0.4725
14	2.0	M14	6g	0.0016	0.5496	0.5387	0.4985	0.4923	0.0062	0.4530	0.4412	6H	0.4660	0.4807	0.5001	0.5083	0.0082	0.5512
14	1.5	M14 x 1.5	6g	0.0013	0.5499	0.5407	0.5115	0.5061	0.0054	0.4774	0.4677	6H	0.4873	0.4990	0.5129	0.5203	0.0074	0.5512
16	2.0	M16	6g	0.0016	0.6284	0.6175	0.5772	0.5710	0.0062	0.5318	0.5199	6H	0.5447	0.5594	0.5788	0.5871	0.0083	0.6300
16	1.5	M16 x 1.5	6g	0.0014	0.6286	0.6194	0.5903	0.5849	0.0054	0.5561	0.5465	6H	0.5660	0.5777	0.5916	0.5990	0.0074	0.6300
18	2.5	M18	6g	0.0017	0.7070	0.6939	0.6430	0.6364	0.0066	0.5862	0.5725	6H	0.6022	0.6198	0.6448	0.6535	0.0087	0.7087
18	1.5	M18 x 1.5	6g	0.0013	0.7074	0.6982	0.6690	0.6636	0.0054	0.6349	0.6252	6H	0.6448	0.6565	0.6704	0.6777	0.0073	0.7087
20	2.5	M20	6g	0.0018	0.7857	0.7726	0.7218	0.7152	0.0066	0.6649	0.6513	6H	0.6809	0.6985	0.7235	0.7322	0.0087	0.7875
20	1.5	M20 x 1.5	6g	0.0014	0.7861	0.7769	0.7477	0.7423	0.0054	0.7136	0.7039	6H	0.7235	0.7352	0.7491	0.7565	0.0074	0.7875
22	2.5	M22	6g	0.0018	0.8644	0.8513	0.8005	0.7939	0.0066	0.7437	0.7300	6H	0.7597	0.7773	0.8023	0.8110	0.0087	0.8662
22	1.5	M22 x 1.5	6g	0.0014	0.8648	0.8556	0.8265	0.8211	0.0054	0.7924	0.7827	6H	0.8023	0.8140	0.8278	0.8352	0.0074	0.8662
24	3.0	M24	6g	0.0020	0.9429	0.9283	0.8662	0.8584	0.0078	0.7980	0.7817	6H	0.8171	0.8366	0.8682	0.8785	0.0103	0.9449
24	2.0	M24 x 2.0	6g	0.0016	0.9433	0.9324	0.8922	0.8856	0.0066	0.8467	0.8345	6H	0.8597	0.8744	0.8938	0.9025	0.0087	0.9449
27	3.0	M27	6g	0.0019	1.0611	1.0464	0.9843	0.9765	0.0078	0.9161	0.8999	6H	0.9352	0.9548	0.9863	0.9966	0.0103	1.0630
27	2.0	M27 x 2.0	6g	0.0016	1.0614	1.0505	1.0103	1.0037	0.0066	0.9648	0.9526	6H	0.9778	0.9925	1.0119	1.0206	0.0087	1.0630
30	3.5	M30	6g	0.0022	1.1790	1.1623	1.0895	1.0812	0.0083	1.0099	0.9917	6H	1.0320	1.0539	1.0917	1.1026	0.0109	1.1812
30	2.0	M30 x 2.0	6g	0.0016	1.1796	1.1686	1.1284	1.1218	0.0066	1.0829	1.0707	6H	1.0959	1.1106	1.1300	1.1387	0.0087	1.1812
33	3.5	M33	6g	0.0022	1.2971	1.2804	1.2076	1.1993	0.0083	1.1280	1.1099	6H	1.1501	1.1720	1.2098	1.2207	0.0109	1.2993
33	2.0	M33 x 2.0	6g	0.0016	1.2977	1.2867	1.2465	1.2399	0.0066	1.2011	1.1888	6H	1.2140	1.2287	1.2481	1.2568	0.0087	1.2993
36	4.0	M36	6g	0.0025	1.4149	1.3963	1.3126	1.3039	0.0087	1.2217	1.2017	6H	1.2469	1.2704	1.3151	1.3268	0.0117	1.4174
36	3.0	M36 x 3.0	6g	0.0020	1.4154	1.4007	1.3386	1.3309	0.0077	1.2705	1.2542	6H	1.2895	1.3091	1.3406	1.3510	0.0104	1.4174
39	4.0	M39	6g	0.0025	1.5330	1.5144	1.4307	1.4220	0.0087	1.3398	1.3198	6H	1.3650	1.3885	1.4332	1.4449	0.0117	1.5355
39	3.0	M39 x 3.0	6g	0.0020	1.5335	1.5188	1.4568	1.4490	0.0078	1.3886	1.3723	6H	1.4076	1.4272	1.4587	1.4691	0.0104	1.5355

Excerpt from American National Standard B1. 16-1972, American Gaging Practices for Metric Screw Threads; "In all cases the inch conversion values have been rounded toward the interior of the tolerance zone, that is, maximum limits have been rounded downward and minimum limits have been rounded upward. Due to the fact that the majority of machinery and measuring equipment in the United States is based on the inch system, all gages should be made to the inch conversions."

TAP RECOMMENDATIONS: The pitch diameter high limits of the recommended tap for 6H tolerance class is 40% of the product tolerance rounded to the nearest 0.0005."

Example: M10 x 1.5; product tolerance = 0.00070" x .40 = .0028" rounded to 0.0030". This is the amount over basic pitch diameter. Based on 0.0005" increments over basic pitch diameter, the recommended tap has a D6 high limit (0.0030 ÷ 0.0005").





General Dimensions (USCTI Table 311)

Nominal Size (Inch)	Dimensions (Inch)				
	Overall Length A	Thread Length B	Length of Square C	Shank Diameter D	Size of Square E
1/16	2-1/8	11/16	3/8	0.3125	0.234
1/8	2-1/8	3/4	3/8	0.3125	0.234
1/8	2-1/8	3/4	3/8	0.4375	0.328
1/4	2-7/16	1-1/16	7/16	0.5625	0.421
3/8	2-9/16	1-1/16	1/2	0.7000	0.531
1/2	3-1/8	1-3/8	5/8	0.6875	0.515
3/4	3-1/4	1-3/8	11/16	0.9063	0.679
1	3-3/4	1-3/4	13/16	1.1250	0.843
1-1/4	4	1-3/4	15/16	1.3125	0.984
1-1/2	4-1/4	1-3/4	1	1.5000	1.125
2	4-1/2	1-3/4	1-1/8	1.8750	1.406

Tolerances

Element	Range (Inch)	Direction	Tolerance (Inch)	
			Cut Thread	Ground Thread
Overall Length-A	1/16 to 3/4 incl.	Plus or Minus	1/32	1/32
	1 to 4 incl.	Plus or Minus	1/16	1/16
Thread Length-B	1/16 to 3/4 incl.	Plus or Minus	1/16	1/16
	1 to 1-1/4 incl.	Plus or Minus	3/32	3/32
Length of Square-C	1-1/2 to 4 incl.	Plus or Minus	1/8	1/8
	1/16 to 3/4 incl.	Plus or Minus	1/32	1/32
Shank Diameter-D	1 to 4 incl.	Plus or Minus	1/16	1/16
	1/16 to 1/8 incl.	Minus	0.0070	0.0015
Shank Diameter-D	1/4 to 1/2 incl.	Minus	0.0070	0.0020
	3/4 to 1 incl.	Minus	0.0090	0.0020
	1-1/4 to 4 incl.	Minus	0.0090	0.0030
Size of Square-E	1/16 to 1/8 incl.	Minus	0.0040	0.0040
	1/4 to 3/4 incl.	Minus	0.0060	0.0060
	1 to 4 incl.	Minus	0.0080	0.0080

Thread Limits

Nominal Size (inch)	Threads per Inch NPT	*Gage Measurement (inch)			Taper per Foot (inch)			
		Projection	Tolerance (+/-)		Cut Thread		Ground Thread	
			Cut Thread	Ground Thread	Min.	Max.	Min.	Max.
1/16	27	.312	1/16	1/16	23/32	27/32	23/32	25/32
1/8	27	.312	1/16	1/16	23/32	27/32	23/32	25/32
1/4	18	.459	1/16	1/16	23/32	27/32	23/32	25/32
3/8	18	.454	1/16	1/16	23/32	27/32	23/32	25/32
1/2	14	.579	1/16	1/16	23/32	13/16	23/32	25/32
3/4	14	.565	1/16	1/16	23/32	13/16	23/32	25/32
1	11-1/2	.678	3/32	3/32	23/32	13/16	23/32	25/32
1-1/4	11-1/2	.686	3/32	3/32	23/32	13/16	23/32	25/32
1-1/2	11-1/2	.699	3/32	3/32	23/32	13/16	23/32	25/32
2	11-1/2	.667	3/32	3/32	23/32	13/16	23/32	25/32

*Distance small end of tap projects through American Standard Pipe Thread Ring Gage.





Taper Pipe Taps Ground Thread (USCTI Table 338)

American National Standard Taper Pipe Thread Form (NPT)
 Aeronautical National Taper Pipe Thread Form (ANPT)
 Dryseal American National Standard Taper Pipe Thread Form (NPTF)

Thread Limits

Nominal Size (Inch)	Threads per Inch NPT	*Gage Measurement (Inch)		Taper per Foot (Inch)	
		Projection	Tolerance (+/-)	Min.	Max.
1/16	27	0.312	1/16	23/32	25/32
1/8	27	0.312	1/16	23/32	25/32
1/4	18	0.459	1/16	23/32	25/32
3/8	18	0.454	1/16	23/32	25/32
1/2	14	0.579	1/16	23/32	25/32
3/4	14	0.565	1/16	23/32	25/32
1	11-1/2	0.678	3/32	23/32	25/32
1 1/4	11-1/2	0.686	3/32	23/32	25/32
1 1/2	11-1/2	0.699	3/32	23/32	25/32
2	11-1/2	0.667	3/32	23/32	25/32
2 1/2	8	0.925	3/32	47/64	25/32
3	8	0.925	3/32	47/64	25/32
3 1/2	8	0.938	1/8	47/64	25/32
4	8	0.950	1/8	47/64	25/32

*Distance small end of tap projects through an L1 American Standard Taper Pipe Thread Ring Gage (See Table 357 page 780).

Angle Tolerance

Threads Per Inch	Tolerance Half Angle
8	±25'
11-1/2 to 27 inclusive	±30'

Formula Values

Threads Per Inch	A	B	C	D	E
27	0.0267	0.0296	0.0257	0.0234	0.0251
18	0.0408	0.0444	0.0401	0.0377	0.0395
14	0.0535	0.0571	0.0525	0.0515	0.0533
11 1/2	0.0658	0.0696	0.0647	0.0614	0.0649
8	0.0966	0.1000	0.0946	-	-

For essential dimensions of American National Standard Pipe Threads (See Table 357 page 780).

Ground Thread American Standard Pipe Form Taps made to this table are to be marked NPT. Ground Thread Dryseal American National Standard Pipe Taps made to this table are to be marked NPTF. Ground Thread Taps, Aeronautical National Thread Form, made to this table are marked ANPT.

Width of Flats - Taps

Threads Per Inch	Element	Width of Flats at Tap Crest and Roots			
		NPT		NPTF	
		Min.	Max.	Min.	Max.
27	Major Dia.	0.0014	0.0041	0.0040	0.0055
	Minor Dia.				
18	Major Dia.	0.0021	0.0057	0.0050	0.0065
	Minor Dia.				
14	Major Dia.	0.0027	0.0064	0.0050	0.0065
	Minor Dia.				
11 1/2	Major Dia.	0.0033	0.0073	0.0060	0.0083
	Minor Dia.				
8	Major Dia.	0.0048	0.0090	0.0080	0.0103
	Minor Dia.				

Minimum minor diameter flats are not specified. May be as sharp as practicable. Ground Thread Taps marked NPT may be used for NPT and ANPT applications.

LEAD TOLERANCE

A maximum lead deviation of ±.0005" within any two threads not farther apart than one inch is permitted.

FORMULA FOR AMERICAN NATIONAL STANDARD PIPE FORM

Minimum major diameter = Measured pitch diameter +A.
 Maximum major diameter = Measured pitch diameter +B.
 Minimum minor diameter = Measured pitch diameter -B.
 Maximum minor diameter = Measured pitch diameter -C.

FORMULA FOR DRYSEAL AMERICAN NATIONAL STANDARD PIPE FORM

Minimum major diameter = Measured pitch diameter +D.
 Maximum major diameter = Measured pitch diameter +E.
 Minimum minor diameter = Maximum or smaller.
 Maximum minor diameter = Measured pitch diameter -E.

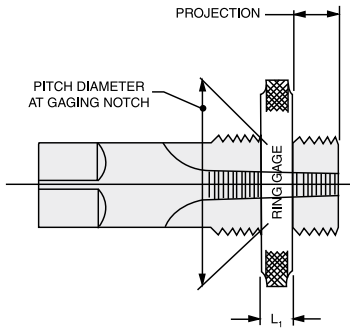




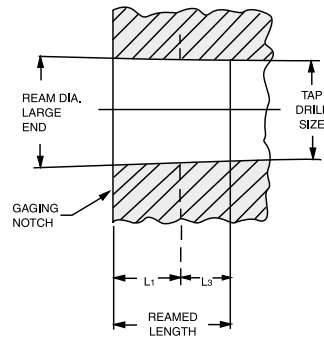
Measurement of Taper Pipe Taps, Reaming Data and Tap Drill Sizes (USCTI Table 338)

Size	Projection				Ream Dia. Large End	Gage Width L1	Reamed Length L1 + L3	Tap Drill for Use w/ Reaming	Tap Drill for Use w/o Reaming
	NPT & NTF		SAE-SHORT						
	Min.	Max.	Min.	Max.					
1/16-27	0.250	0.375	0.222	0.259	0.2515	0.1600	0.2711	15/64	C
1/8-27	0.250	0.375	0.222	0.259	0.3340	0.1615	0.2726	21/64	Q
1/4-18	0.397	0.521	0.333	0.389	0.4472	0.2278	0.3945	27/64	7/16
3/8-18	0.392	0.516	0.333	0.389	0.5826	0.240	0.4067	9/16	9/16
1/2-14	0.517	0.641	0.429	0.500	0.7213	0.320	0.5343	11/16	45/64
3/4-14	0.503	0.627	0.429	0.500	0.9317	0.339	0.5533	57/64	29/32
1-11½	0.584	0.772	-	-	1.1691	0.400	0.6609	1-1/8	1-9/64
1¼-11½	0.592	0.780	-	-	1.1538	0.420	0.6809	1-15/32	1-31/64
1½-11½	0.606	0.792	-	-	1.7528	0.420	0.6809	1-45/64	1-23/32
2-11½	0.574	0.760	-	-	2.2267	0.436	0.6969	2-3/16	2-3/16

Projection Thru Ring Gage



Reamed Hole Data





Straight Pipe Taps Ground Thread (USCTI Table 335)

American National Standard Straight Pipe Thread Form (NPS) (NPSC) (NPSM)

Thread Limits

Nominal Sizes (inch)	Threads Per Inch	Major Diameter			Pitch Diameter		
		Plug at Gaging Notch	Min. G	Max. H	Plug at Gaging Notch E	Min. K	Max. L
1/8	27	0.3983	0.4022	0.4032	0.3736	0.3746	0.3751
1/4	18	0.5286	0.5347	0.5357	0.4916	0.4933	0.4938
3/8	18	0.6640	0.6701	0.6711	0.6270	0.6287	0.6292
1/2	14	0.8260	0.8347	0.8357	0.7784	0.7806	0.7811
3/4	14	1.0364	1.0447	1.0457	0.9889	0.9906	0.9916
1	11-1/2	1.2966	1.3062	1.3077	1.2386	1.2402	1.2412
1-1/4	11-1/2	1.6413	1.6507	1.6522	1.5834	1.5847	1.5862
1-1/2	11-1/2	1.8803	0.1890	1.8912	1.8223	1.8237	1.8252
2	11-1/2	2.3542	2.3639	2.3654	2.2963	2.2979	2.2994
2-1/2	8	2.8454	2.8604	2.8619	2.7622	2.7640	2.7660
3	8	3.4718	3.4868	3.4883	3.3885	3.3904	3.3924
3-1/2	8	3.9721	3.9872	3.9887	3.8888	3.8908	3.8928
4	8	4.4704	4.4855	4.4870	4.3871	4.3891	4.3911

LEAD TOLERANCE

A maximum lead deviation of plus or minus 0.0005" within any two threads not farther apart than one inch is permitted.

Note: Taps made to these specifications are marked NPS and used for NPS, NPSC, and NPSM.

Angle Tolerance

Threads Per Inch	Deviation in Half Angle
8	± 25'
11 1/2 to 27 Incl.	± 30'

Formula for American National Standard Dryseal Pipe Form (NPS)

The maximum Pitch Diameter of tap is based upon an allowance deducted from the maximum product pitch diameter of NPSC or NPSM, whichever is smaller. The minimum Pitch Diameter of tap is derived by subtracting the ground thread pitch diameter tolerance for actual equivalent size as shown in Table 331, page 771, Col. D.

Nominal Size (inch)	Major Diameter		Minor Diameter
	Min. G	Max. H	Max.
1/8	H - 0.0010	K + A - 0.0010	M - B
1/4 to 3/4 Incl.	H - 0.0010	K + A - 0.0020	M - B
1 to 4 Incl.	H - 0.0015	K + A - 0.0021	M - B

Formula Values

Threads Per Inch	A	B	M
27	0.0296	0.0257	Actual
18	0.0444	0.0401	Measured
14	0.0571	0.0525	Pitch
11-1/2	0.0696	0.0647	Diameter
8	0.1000	0.0946	

Straight Pipe Taps Ground Thread (USCTI Table 335-A)

American National Standard Straight Dryseal Pipe Thread Form (NPSF)

Thread Limits

Nominal Size (inch)	Threads Per Inch	Major Diameter			Pitch Diameter		
		Min. G	Max. H	Plug at Gaging Notch E	Min. K	Max. L	Minor* Diam. Flat Max.
1/16	27	0.3008	0.3018	0.2812	0.2772	0.2777	0.004
1/8	27	0.3932	0.3942	0.3736	0.3696	0.3701	0.004
1/4	18	0.5239	0.5249	0.4916	0.4859	0.4864	0.005
3/8	18	0.6593	0.6603	0.6270	0.6213	0.6218	0.005
1/2	14	0.8230	0.8240	0.7784	0.7712	0.7717	0.005
3/4	14	1.0335	1.0345	0.9889	0.9817	0.9822	0.005
1	11-1/2	1.2933	1.2943	1.2386	1.2295	1.2305	0.006

*As specified or sharper.

The major diameter of standard taper pipe plug gages and the minor diameter of standard taper pipe ring gages used for gaging dryseal threads will be truncated .20p minimum to .25p maximum for all pitches.

Angle Tolerance

Threads Per Inch	Deviation in Half Angles
11-1/2 to 27 Incl.	± 30'

Formula for American National Standard Dryseal Pipe Form (NPSF)

Nominal Size (inch)	Major Diameter		Pitch Diameter		Max. Minor Diam.
	Min. G	Max. H	Min. K	Max. L	
1/6	H - 0.0010	K + Q - 0.0005	L - 0.0005	E - F	M - Q
1/8	H - 0.0010	K + Q - 0.0005	L - 0.0005	E - F	M - Q
1/4	H - 0.0010	K + Q - 0.0005	L - 0.0005	E - F	M - Q
3/8	H - 0.0010	K + Q - 0.0005	L - 0.0005	E - F	M - Q
1/2	H - 0.0010	K + Q - 0.0005	L - 0.0005	E - F	M - Q
3/4	H - 0.0010	K + Q - 0.0005	L - 0.0005	E - F	M - Q
1	H - 0.0010	K + Q - 0.0001	L - 0.0010	E - F	M - Q

Formula Values

Threads Per Inch	E	F	M	Q
27	Pitch Diameter	0.0035	Actual	0.0251
18	of plug	0.0052	Measured	0.0395
14	at gaging	0.0067	Pitch	0.0533
11-1/2	notch	0.0081	Diameter	0.0649

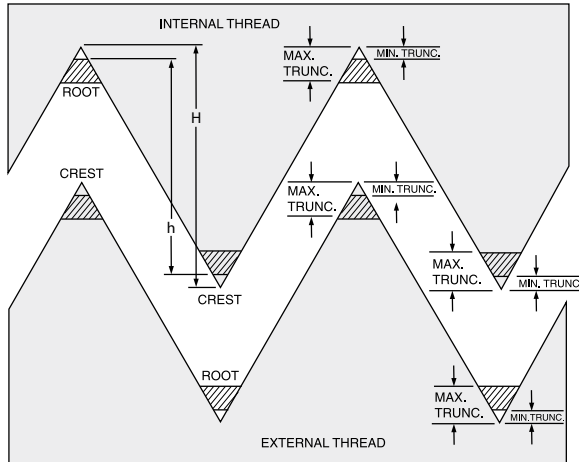
LEAD TOLERANCE

A maximum lead deviation of ±0.0005" within any two threads not farther apart than one inch is permitted.





American National General Pipe Threads (USCTI Table 357)

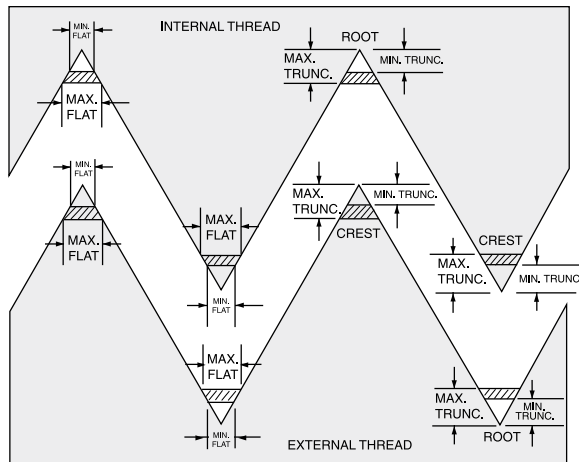


Crest and root limits for American National Standard External and Internal Taper Pipe Thread (NPT)

Threads Per Inch	Height Sharp V Thread (inch)	Height Pipe Thread Max (inch)	Truncation (inch)		Equivalent Width of Flat (inch)	
	H	h	Min	Max.	Min.	Max.
27	0.03208	0.02963	0.0012	0.0036	0.0014	0.0041
18	0.04811	0.04444	0.0018	0.0049	0.0021	0.0057
14	0.06186	0.05714	0.0024	0.0056	0.0027	0.0064
11 1/2	0.07531	0.06957	0.0029	0.0063	0.0033	0.0073
8	0.10825	0.10000	0.0041	0.0078	0.0048	0.0090

The limits specified above are intended to serve as a guide for establishing limits for the thread elements of taps, dies, and thread chasers. These limits may be required on the product. For complete specifications see latest edition of USE Standard B2.1. The Military Aeronautical Specification MIL-P-7105 agrees with all values given in this table.

Dryseal American National Standard Pipe Threads



Crest and root limits for Dryseal American National Standard External and Internal Pipe Threads (NPTF)

Threads Per Inch	Height Sharp V Thread (inch)	Truncation (inch)		Equivalent Width of Flat (inch)		
		H	Min	Max.	Min.	Max.
27	Crest	0.03208	0.0017	0.0035	0.0020	0.0040
	Root		0.0035	0.0052	0.0040	0.0060
18	Crest	0.04811	0.0026	0.0043	0.0030	0.0050
	Root		0.0043	0.0061	0.0050	0.0070
14	Crest	0.06186	0.0026	0.0043	0.0030	0.0050
	Root		0.0043	0.0061	0.0050	0.0070
11 1/2	Crest	0.07531	0.0035	0.0052	0.0040	0.0060
	Root		0.0052	0.0078	0.0060	0.0090
8	Crest	0.10825	0.0052	0.0069	0.0060	0.0080
	Root		0.0069	0.0095	0.0080	0.0110

The major diameter of standard taper pipe plug gages and the minor diameter of standard taper pipe ring gages used for gaging dryseal threads will be truncated .20p minimum to .25p maximum for all pitches.



Tap Drill Sizes - Cut Taps - Inch

To minimize tapping problems and lengthen tool life, use the largest drill possible to produce a minor diameter that will result in the lowest percentage of full thread consistent with adequate strength. A minor diameter that provides a 55% to 65% thread is sufficient for most requirements, but in some cases a higher percentage of thread may be necessary to conform with the minor diameter limits of the thread class specified.

* Generally, deeper than 1-1/2 times the hole diameter.

Suggested Percentage of Full Thread in Tapped Holes

Material	*Deep Hole Tapping	Average Commercial Work	Thin Sheet Stock or Stamping
Free Cutting Aluminum, Brass, Bronze, Cast Iron, Copper, Mild Steel, Tool Steel	60% - 70%	65% - 70%	75% - 85%
Hard or Tough Cutting Cast Steel, Drop Forging, Monel Metal, Nickel Steel, Stainless Steel	55% - 65%	60% - 70%	

Tap Size	Threads Per Inch			Minor Diameter		Tap Drill Diameter - Cut Taps				
	UNC	UNF	8-Pitch	Min. 2B	Max. 2B	80% Thread (in)	75% Thread (in)	70% Thread (in)	65% Thread (in)	60% Thread (in)
0	-	80	-	0.0465	0.0514	0.0470	0.0478	0.0486	0.0494	0.0503
1	64	-	-	0.0561	0.0623	0.0568	0.0578	0.0588	0.0598	0.0608
	-	72	-	0.0580	0.0635	0.0586	0.0595	0.0604	0.0613	0.0622
2	56	-	-	0.0667	0.0737	0.0674	0.0686	0.0698	0.0709	0.0721
	-	64	-	0.0691	0.0752	0.0698	0.0708	0.0718	0.0728	0.0738
3	48	-	-	0.0764	0.0845	0.0774	0.0787	0.0801	0.0814	0.0828
	-	56	-	0.0797	0.0865	0.0804	0.0816	0.0828	0.0839	0.0851
4	40	-	-	0.0849	0.0939	0.0860	0.0876	0.0893	0.0909	0.0925
	-	48	-	0.0894	0.0968	0.0904	0.0917	0.0931	0.0944	0.0958
5	40	-	-	0.0979	0.1062	0.0990	0.1006	0.1023	0.1039	0.1055
	-	44	-	0.1004	0.1079	0.1014	0.1029	0.1043	0.1058	0.1073
6	32	-	-	0.1040	0.1140	0.1055	0.1076	0.1096	0.1116	0.1136
	-	40	-	0.1110	0.1190	0.1120	0.1136	0.1153	0.1169	0.1185
8	32	-	-	0.1300	0.1390	0.1315	0.1336	0.1356	0.1376	0.1396
	-	36	-	0.1340	0.1420	0.1351	0.1369	0.1387	0.1405	0.1424
10	24	-	-	0.1450	0.1560	0.1467	0.1494	0.1521	0.1548	0.1575
	-	32	-	0.1560	0.1640	0.1575	0.1596	0.1616	0.1636	0.1656
12	24	-	-	0.1710	0.1810	0.1727	0.1754	0.1781	0.1808	0.1835
	-	28	-	0.1770	0.1860	0.1789	0.1812	0.1835	0.1858	0.1882
1/4	20	-	-	0.1960	0.2070	0.1980	0.2013	0.2045	0.2078	0.2110
	-	28	-	0.2110	0.2200	0.2129	0.2152	0.2175	0.2198	0.2222
5/16	18	-	-	0.2520	0.2650	0.2548	0.2584	0.2620	0.2656	0.2692
	-	24	-	0.2670	0.2770	0.2692	0.2719	0.2746	0.2773	0.2800
3/8	16	-	-	0.3070	0.3210	0.3101	0.3141	0.3182	0.3222	0.3263
	-	24	-	0.3300	0.3400	0.3317	0.3344	0.3371	0.3398	0.3425
7/16	14	-	-	0.3600	0.3760	0.3633	0.3679	0.3726	0.3772	0.3818
	-	20	-	0.3830	0.3950	0.3855	0.3888	0.3920	0.3953	0.3985
1/2	13	-	-	0.4170	0.4340	0.4201	0.4251	0.4301	0.4351	0.4400
	-	20	-	0.4460	0.4570	0.4480	0.4513	0.4545	0.4578	0.4610
9/16	12	-	-	0.4720	0.4900	0.4759	0.4813	0.4867	0.4921	0.4976
	-	18	-	0.5020	0.5150	0.5048	0.5084	0.5120	0.5156	0.5192
5/8	11	-	-	0.5270	0.5460	0.5305	0.5364	0.5423	0.5482	0.5541
	-	18	-	0.5650	0.5780	0.5673	0.5709	0.5745	0.5781	0.5817
3/4	10	-	-	0.6420	0.6630	0.6461	0.6526	0.6591	0.6656	0.6721
	-	16	-	0.6820	0.6960	0.6851	0.6891	0.6932	0.6972	0.7013
7/8	9	-	-	0.7550	0.7780	0.7595	0.7668	0.7740	0.7812	0.7884
	-	14	-	0.7980	0.8140	0.8008	0.8054	0.8101	0.8147	0.8193
1	8	-	-	0.8650	0.8900	0.8701	0.8782	0.8863	0.8945	0.9026
	-	12	-	0.9100	0.9280	0.9134	0.9188	0.9242	0.9296	0.9351
1-1/8	7	-	-	0.9700	0.9980	0.9765	0.9858	0.9951	1.0044	1.0137
	-	12	-	1.0350	1.0530	1.0384	1.0438	1.0492	1.0546	1.0601
	-	-	8	0.9900	1.0150	0.9951	1.0032	1.0113	1.0195	1.0276
1-1/4	7	-	-	1.0950	1.1230	1.1015	1.1108	1.1201	1.1294	1.1387
	-	12	-	1.1600	1.1780	1.1634	1.1688	1.1742	1.1796	1.1851
	-	-	8	1.1150	1.1400	1.1201	1.1282	1.1363	1.1445	1.1526
1-3/8	6	-	-	1.1950	1.2250	1.2018	1.2126	1.2235	1.2343	1.2451
	-	12	-	1.2850	1.3030	1.2884	1.2938	1.2992	1.3046	1.3101
	-	-	8	1.2400	1.2650	1.2451	1.2532	1.2613	1.2695	1.2776
1-1/2	6	-	-	1.3200	1.3500	1.3268	1.3376	1.3485	1.3593	1.3701
	-	12	-	1.4100	1.4280	1.4134	1.4188	1.4242	1.4296	1.4351
	-	-	8	1.3650	1.3900	1.3701	1.3782	1.3863	1.3945	1.4026
1-5/8	-	-	8	1.4900	1.5150	1.4951	1.5032	1.5113	1.5195	1.5276
1-3/4	5	-	-	1.5330	1.5670	1.5422	1.5551	1.5681	1.5811	1.5941
	-	-	8	1.6150	1.6400	1.6201	1.6282	1.6363	1.6445	1.6526
1-7/8	-	-	8	1.7400	1.7650	1.7451	1.7532	1.7613	1.7695	1.7776
2	4-1/2	-	-	1.7590	1.7950	1.7691	1.7835	1.7979	1.8124	1.8268
	-	-	8	1.8650	1.8900	1.8701	1.8782	1.8863	1.8945	1.9026
2-1/4	4-1/2	-	-	2.0090	2.0450	2.0191	2.0335	2.0479	2.0624	2.0768
	-	-	8	2.1150	2.1400	2.1201	2.1282	2.1363	2.1445	2.1526
2-1/2	4	-	-	2.2290	2.2670	2.2402	2.2564	2.2727	2.2889	2.3051
	-	-	8	2.3650	2.3900	2.3701	2.3782	2.3863	2.3945	2.4026

FORMULA: TAP DRILL SIZE	FORMULA: PERCENTAGE OF FULL THREAD
$\text{Drill Size} = \text{Tap Major Dia} - \frac{0.01299 \times \% \text{ of Full Thread}}{\# \text{ of Threads Per Inch}}$	$\% \text{ of Full Thread} = \text{Threads Per Inch} \times \frac{\text{Tap Major Dia} - \text{Drill Dia}}{0.01299}$
<p>Example: to determine drill size for 1/4"-20 UNC tap, 70% thread</p> <p>Tap Major $\phi = 0.2500"$ % of Full Thread = 70% # of Threads per Inch = 20</p> <p>Drill Size = $0.2500" - \frac{(0.01299 \times 70\%)}{20}$ Drill Size = $0.2500" - 0.0455" = 0.2045"$</p>	<p>Example: to determine the % of thread for 1/4"-20 UNC using 0.2045" drill</p> <p># Threads per Inch = 20 Tap Major $\phi = 0.2500"$ Drill $\phi = 0.2045"$</p> <p>% of Thread = $20 \times \frac{(0.2500 - 0.2045)}{0.01299}$ % of Thread = $20 \times 3.50 = 70\%$</p>





Tap Drill Sizes - Cut Taps - Metric

To minimize tapping problems and lengthen tool life, use the largest drill possible to produce a minor diameter that will result in the lowest percentage of full thread consistent with adequate strength. A minor diameter that provides a 55% to 65% thread is sufficient for most requirements, but in some cases a higher percentage of thread may be necessary to conform with the minor diameter limits of the thread class specified.

* Generally, deeper than 1 1/2 times the hole diameter.

Suggested Percentage of Full Thread in Tapped Holes

	Material	*Deep Hole Tapping	Average Commercial Work	Thin Sheet Stock or Stamping
Free Cutting	Aluminum, Brass, Bronze, Cast Iron, Copper, Mild Steel, Tool Steel	60% - 70%	65% - 70%	75% - 85%
Hard or Tough Cutting	Cast Steel, Drop Forging, Monel Metal, Nickel Steel, Stainless Steel	55% - 65%	60% - 70%	

Tap Size	Pitch		Minor Dia. (mm)		Tap Drill Diameter - Cut Taps									
	M	MF	Min. 6H	Max. 6H	80% Thread		75% Thread		70% Thread		65% Thread		60% Thread	
					(mm)	(in)	(mm)	(in)	(mm)	(in)	(mm)	(in)	(mm)	(in)
M1.6	0.35	-	1.221	1.321	1.24	0.0488	1.26	0.0496	1.28	0.0504	1.30	0.0512	1.33	0.0524
M1.7	0.35	-	1.321	1.421	1.33	0.0524	1.36	0.0535	1.38	0.0543	1.40	0.0551	1.42	0.0559
M1.8	0.35	-	1.422	1.519	1.44	0.0567	1.46	0.0575	1.48	0.0583	1.50	0.0591	1.53	0.0602
M2	0.4	-	1.567	1.679	1.58	0.0622	1.61	0.0634	1.64	0.0646	1.66	0.0654	1.69	0.0665
M2.2	0.45	-	1.715	1.836	1.73	0.0681	1.76	0.0693	1.79	0.0705	1.82	0.0717	1.85	0.0728
M2.5	0.45	-	2.013	2.138	2.03	0.0799	2.06	0.0811	2.09	0.0823	2.12	0.0835	2.15	0.0846
M2.6	0.45	-	2.113	2.238	2.13	0.0839	2.16	0.0850	2.19	0.0862	2.22	0.0874	2.25	0.0886
M3	0.5	-	2.459	2.599	2.48	0.0976	2.51	0.0988	2.55	0.1004	2.58	0.1016	2.61	0.1028
M3.5	0.6	-	2.621	2.721	2.63	0.1035	2.66	0.1047	2.68	0.1055	2.70	0.1063	2.72	0.1071
M4	0.7	-	2.850	3.010	2.88	0.1134	2.92	0.1150	2.95	0.1161	2.99	0.1177	3.03	0.1193
M4.5	0.75	-	3.242	3.422	3.27	0.1287	3.32	0.1307	3.36	0.1323	3.41	0.1343	3.45	0.1358
M5	0.8	-	3.459	3.599	3.48	0.1370	3.51	0.1382	3.54	0.1394	3.58	0.1409	3.61	0.1421
M6	1	-	3.688	3.876	3.72	0.1465	3.77	0.1484	3.82	0.1504	3.87	0.1524	3.92	0.1543
M7	1.25	-	4.134	4.334	4.17	0.1642	4.22	0.1661	4.27	0.1681	4.32	0.1701	4.38	0.1724
M8	1.5	-	4.458	4.600	4.48	0.1764	4.51	0.1776	4.54	0.1787	4.58	0.1803	4.61	0.1815
M10	1.75	-	4.917	5.153	4.96	0.1953	5.03	0.1980	5.09	0.2004	5.16	0.2031	5.22	0.2055
M12	2	-	5.187	5.377	5.22	0.2055	5.27	0.2075	5.32	0.2094	5.37	0.2114	5.41	0.2130
M14	2.5	-	5.918	6.152	5.96	0.2346	6.03	0.2374	6.09	0.2398	6.16	0.2425	6.22	0.2449
M16	3	-	6.647	6.912	6.70	0.2638	6.78	0.2669	6.86	0.2701	6.94	0.2732	7.03	0.2768
M18	3.5	-	6.917	7.153	6.96	0.2740	7.03	0.2768	7.09	0.2791	7.16	0.2819	7.22	0.2843
M20	4	-	7.187	7.377	7.22	0.2843	7.27	0.2862	7.32	0.2882	7.37	0.2902	7.41	0.2917
M22	4.5	-	8.376	8.676	8.44	0.3323	8.54	0.3362	8.64	0.3402	8.73	0.3437	8.83	0.3476
M24	5	-	8.647	8.912	8.70	0.3425	8.78	0.3457	8.86	0.3488	8.94	0.3520	9.03	0.3555
M27	5.5	-	8.917	9.153	8.96	0.3528	9.03	0.3555	9.09	0.3579	9.16	0.3606	9.22	0.3630
M30	6	-	9.188	9.378	9.22	0.3630	9.27	0.3650	9.32	0.3669	9.37	0.3689	9.41	0.3705
M33	7	-	10.106	10.441	10.18	0.4008	10.30	0.4055	10.41	0.4098	10.52	0.4142	10.64	0.4189
M36	8	-	10.376	10.676	10.44	0.4110	10.54	0.4150	10.64	0.4189	10.73	0.4224	10.83	0.4264
M40	9	-	10.647	10.912	10.70	0.4213	10.78	0.4244	10.86	0.4276	10.94	0.4307	11.03	0.4343
M45	10	-	10.917	11.153	10.96	0.4315	11.03	0.4343	11.09	0.4366	11.16	0.4394	11.22	0.4417
M50	11.5	-	11.835	12.210	11.92	0.4693	12.05	0.4744	12.18	0.4795	12.31	0.4846	12.44	0.4898
M55	12.5	-	12.376	12.676	12.44	0.4898	12.54	0.4937	12.64	0.4976	12.73	0.5012	12.83	0.5051
M60	14	-	13.835	14.210	13.92	0.5480	14.05	0.5531	14.18	0.5583	14.31	0.5634	14.44	0.5685
M65	15	-	14.376	14.676	14.44	0.5685	14.54	0.5724	14.64	0.5764	14.73	0.5799	14.83	0.5839
M70	16	-	15.296	15.743	15.40	0.6063	15.56	0.6126	15.73	0.6193	15.89	0.6256	16.05	0.6319
M75	17.5	-	16.376	16.676	16.44	0.6472	16.54	0.6512	16.64	0.6551	16.73	0.6587	16.83	0.6626
M80	19	-	17.294	17.744	17.40	0.6850	17.56	0.6913	17.73	0.6980	17.89	0.7043	18.05	0.7106
M85	20	-	18.376	18.676	18.44	0.7260	18.54	0.7299	18.64	0.7339	18.73	0.7374	18.83	0.7413
M90	22.5	-	18.917	19.153	18.96	0.7465	19.03	0.7492	19.09	0.7516	19.16	0.7543	19.22	0.7567
M95	25	-	19.294	19.744	19.40	0.7638	19.56	0.7701	19.73	0.7768	19.89	0.7831	20.05	0.7894
M100	27.5	-	19.835	20.210	19.92	0.7843	20.05	0.7894	20.18	0.7945	20.31	0.7996	20.44	0.8047
M110	30	-	20.376	20.676	20.44	0.8047	20.54	0.8087	20.64	0.8126	20.73	0.8161	20.83	0.8201
M120	35	-	20.752	21.252	20.88	0.8220	21.08	0.8299	21.27	0.8374	21.47	0.8453	21.66	0.8528
M130	40	-	21.835	22.210	21.92	0.8630	22.05	0.8681	22.18	0.8732	22.31	0.8783	22.44	0.8835
M140	45	-	22.376	22.676	22.44	0.8835	22.54	0.8874	22.64	0.8913	22.73	0.8949	22.83	0.8988
M150	50	-	23.752	24.252	23.88	0.9402	24.08	0.9480	24.27	0.9555	24.47	0.9634	24.66	0.9709
M160	55	-	24.835	25.210	24.92	0.9811	25.05	0.9862	25.18	0.9913	25.31	0.9965	25.44	1.0016
M170	60	-	25.376	25.676	25.44	1.0016	25.54	1.0055	25.64	1.0094	25.73	1.0130	25.83	1.0169
M180	70	-	26.211	26.771	26.36	1.0378	26.59	1.0469	26.82	1.0559	27.04	1.0646	27.27	1.0736
M190	80	-	27.835	28.210	27.92	1.0992	28.05	1.1043	28.18	1.1094	28.31	1.1146	28.44	1.1197
M200	90	-	28.376	28.676	28.44	1.1197	28.54	1.1236	28.64	1.1276	28.73	1.1311	28.83	1.1350
M220	100	-	29.211	29.771	29.36	1.1559	29.59	1.1650	29.82	1.1740	30.04	1.1827	30.27	1.1917
M240	110	-	30.835	31.210	30.92	1.2173	31.05	1.2224	31.18	1.2276	31.31	1.2327	31.44	1.2378
M260	125	-	31.670	32.270	31.84	1.2535	32.10	1.2638	32.36	1.2740	32.62	1.2843	32.88	1.2945
M280	140	-	32.752	33.252	32.88	1.2945	33.08	1.3024	33.27	1.3098	33.47	1.3177	33.66	1.3252
M300	160	-	33.835	34.210	33.92	1.3354	34.05	1.3406	34.18	1.3457	34.31	1.3508	34.44	1.3559
M320	180	-	34.670	35.270	34.84	1.3717	35.10	1.3819	35.36	1.3921	35.62	1.4024	35.88	1.4126
M340	200	-	36.835	37.210	36.92	1.4535	37.05	1.4587	37.18	1.4638	37.31	1.4689	37.44	1.4740
M360	225	-	37.129	37.799	37.32	1.4693	37.62	1.4811	37.91	1.4925	38.20	1.5039	38.49	1.5154
M380	250	-	38.752	39.252	38.88	1.5307	39.08	1.5386	39.27	1.5461	39.47	1.5539	39.66	1.5614
M400	280	-	39.835	40.210	39.92	1.5717	40.05	1.5768	40.18	1.5819	40.31	1.5870	40.44	1.5921

FORMULA: TAP DRILL SIZE

$$\text{Drill Size} = \text{Tap Major Dia} - \frac{\text{Pitch} \times \% \text{ of Full Thread}}{76.980}$$

Example: to determine drill size for M12 x 1.75 tap, 70% thread

Tap Major Ø = 12mm
% of Full Thread = 70%
Pitch = 1.75mm

$$\text{Drill Size} = 12\text{mm} - \frac{(1.75 \times 70\%)}{76.980}$$

$$\text{Drill Size} = 12\text{mm} - 1.591\text{mm} = \boxed{10.409\text{mm}}$$

FORMULA: PERCENTAGE OF FULL THREAD

$$\% \text{ of Full Thread} = \text{Threads Per Inch} \times \frac{76.980}{\text{Pitch}}$$

Example: to determine the % of thread for M12 x 1.75 Tap using 10.41mm drill

Threads per Inch = 20
Tap Major Ø = 0.2500"
Drill Ø = 0.2045"

$$\% \text{ of Thread} = (12\text{mm} - 10.409\text{mm}) \times \frac{(0.2500 - 0.2262)}{0.0068}$$

$$\% \text{ of Thread} = 1.591\text{mm} \times 43.989 = \boxed{70\%}$$



Tap Drill Sizes - Form Taps - Inch

To minimize tapping problems and lengthen tool life, use the largest drill possible to produce a minor diameter that will result in the lowest percentage of full thread consistent with adequate strength. A minor diameter that provides a 55% to 65% thread is sufficient for most requirements, but in some cases a higher percentage of thread may be necessary to conform with the minor diameter limits of the thread class specified.

* Generally, deeper than 1 1/2 times the hole diameter.

Suggested Percentage of Full Thread in Tapped Holes

Material		*Deep Hole Tapping	Average Commercial Work	Thin Sheet Stock or Stamping
Free Cutting	Aluminum, Brass, Bronze, Cast Iron, Copper, Mild Steel, Tool Steel	60% - 70%	65% - 70%	75% - 85%
Hard or Tough Cutting	Cast Steel, Drop Forging, Monel Metal, Nickel Steel, Stainless Steel	55% - 65%	60% - 70%	

Tap Size	Threads Per Inch			Minor Diameter		Tap Drill Diameter - Form Taps				
	UNC	UNF	8-Pitch	Min. 2B	Max. 2B	75% Thread	70% Thread	65% Thread	60% Thread	55% Thread
						(in)	(in)	(in)	(in)	(in)
0	-	80	-	0.0465	0.0514	0.0536	0.0540	0.0545	0.0549	0.0554
1	64	-	-	0.0561	0.0623	0.0650	0.0655	0.0661	0.0666	0.0672
	-	72	-	0.0580	0.0635	0.0659	0.0663	0.0669	0.0673	0.0679
2	56	-	-	0.0667	0.0737	0.0769	0.0774	0.0781	0.0787	0.0794
	-	64	-	0.0691	0.0752	0.0780	0.0785	0.0791	0.0796	0.0802
3	48	-	-	0.0764	0.0845	0.0884	0.0890	0.0898	0.0905	0.0913
	-	56	-	0.0797	0.0865	0.0899	0.0904	0.0911	0.0917	0.0924
4	40	-	-	0.0849	0.0939	0.0993	0.1000	0.1010	0.1018	0.1028
	-	48	-	0.0894	0.0968	0.1014	0.1020	0.1028	0.1035	0.1043
5	40	-	-	0.0979	0.1062	0.1123	0.1130	0.1140	0.1148	0.1158
	-	44	-	0.1004	0.1079	0.1134	0.1141	0.1150	0.1157	0.1166
6	32	-	-	0.1040	0.1140	0.1221	0.1230	0.1243	0.1252	0.1264
	-	40	-	0.1110	0.1190	0.1253	0.1260	0.1270	0.1278	0.1288
8	32	-	-	0.1300	0.1390	0.1481	0.1490	0.1503	0.1512	0.1524
	-	36	-	0.1340	0.1420	0.1498	0.1507	0.1518	0.1526	0.1537
10	24	-	-	0.1450	0.1560	0.1688	0.1700	0.1716	0.1729	0.1746
	-	32	-	0.1560	0.1640	0.1741	0.1750	0.1762	0.1772	0.1784
12	24	-	-	0.1710	0.1810	0.1948	0.1960	0.1976	0.1989	0.2006
	-	28	-	0.1770	0.1860	0.1978	0.1990	0.2002	0.2014	0.2028
1/4	20	-	-	0.1960	0.2070	0.2245	0.2260	0.2279	0.2295	0.2315
	-	28	-	0.2110	0.2200	0.2318	0.2329	0.2342	0.2354	0.2389
5/16	18	-	-	0.2520	0.2650	0.2842	0.2861	0.2879	0.2898	0.2917
	-	24	-	0.2670	0.2770	0.2912	0.2927	0.2941	0.2955	0.2969
3/8	16	-	-	0.3070	0.3210	0.3431	0.3452	0.3474	0.3495	0.3516
	-	24	-	0.3300	0.3400	0.3537	0.3552	0.3566	0.3580	0.3594
7/16	14	-	-	0.3600	0.3760	0.4011	0.4035	0.4059	0.4084	0.4108
	-	20	-	0.3830	0.3950	0.4120	0.4137	0.4154	0.4171	0.4188
1/2	13	-	-	0.4170	0.4340	0.4608	0.4634	0.4660	0.4686	0.4712
	-	20	-	0.4460	0.4570	0.4745	0.4762	0.4779	0.4796	0.4813
9/16	12	-	-	0.4720	0.4900	0.5200	0.5229	0.5257	0.5285	0.5313
	-	18	-	0.5020	0.5150	0.5342	0.5361	0.5379	0.5398	0.5417
5/8	11	-	-	0.5270	0.5460	0.5787	0.5817	0.5848	0.5879	0.5910
	-	18	-	0.5650	0.5780	0.5967	0.5986	0.6004	0.6023	0.6042
3/4	10	-	-	0.6420	0.6630	0.6990	0.7024	0.7058	0.7092	0.7126
	-	16	-	0.6820	0.6960	0.7181	0.7202	0.7224	0.7245	0.7266
7/8	9	-	-	0.7550	0.7780	0.8183	0.8221	0.8259	0.8297	0.8334
	-	14	-	0.7980	0.8140	0.8386	0.8410	0.8434	0.8459	0.8483
1	8	-	-	0.8650	0.8900	0.9363	0.9405	0.9448	0.9490	0.9533
	-	12	-	0.9100	0.9280	0.9575	0.9603	0.9632	0.9660	0.9866

FORMULA: TAP DRILL SIZE	FORMULA: PERCENTAGE OF FULL THREAD
$\text{Drill Size} = \text{Tap Major Dia} - \frac{0.0068 \times \% \text{ of Full Thread}}{\# \text{ of Threads Per Inch}}$	$\% \text{ of Full Thread} = \text{Threads Per Inch} \times \frac{\text{Tap Major Dia} - \text{Drill Dia}}{0.0068}$
<p>Example: to determine drill size for 1/4"-20UNC tap, 70% thread</p> $\text{Tap Major } \phi = 0.2500"$ $\% \text{ of Full Thread} = 70\%$ $\# \text{ of Threads per Inch} = 20$ $\text{Drill Size} = 0.2500" - \frac{(0.0068 \times 70\%)}{20}$ $\text{Drill Size} = 0.2500" - 0.0238" = \underline{0.2262"}$	<p>Example: to determine the % of thread for 1/4"-20UNC Tap using 1.9603" drill</p> $\# \text{ Threads per Inch} = 20$ $\text{Tap Major } \phi = 0.2500"$ $\text{Drill } \phi = 0.2045"$ $\% \text{ of Thread} = 20 \times \frac{(0.2500 - 0.2262)}{0.0068}$ $\% \text{ of Thread} = 20 \times 3.5 = \underline{70\%}$

Suggested Pipe Tap Drill Sizes

Tap Size	1/16	1/8	1/4	3/8	1/2	3/4	1	1-1/4	1-1/2	2	2-1/2	3	3-1/2	4
Drill	C	Q	7/16	9/16	45/64	29/32	1-9/64	1-31/64	1-23/32	2-3/16	2-5/8	3-1/4	3-3/4	4-1/4
Sizes	Taper Pipe Tap*													
	Straight Pipe Tap†	1/4	11/32	7/16	37/64	23/32	59/64	1-5/32	1-1/2	1-3/4	2-7/32	2-21/32	-	-

*Sizes given permit direct tapping without reaming the hole, but only give a full thread for the first two or three threads.

†For Dryseal Straight Pipe Threads suggested drill sizes are as shown, except; 1/4" pipe, use .444 drill size.



Tap Drill Sizes - Form Taps - Metric

To minimize tapping problems and lengthen tool life, use the largest drill possible to produce a minor diameter that will result in the lowest percentage of full thread consistent with adequate strength. A minor diameter that provides a 55% to 65% thread is sufficient for most requirements, but in some cases a higher percentage of thread may be necessary to conform with the minor diameter limits of the thread class specified.

* Generally, deeper than 1-1/2 times the hole diameter.

Suggested Percentage of Full Thread in Tapped Holes

Material		*Deep Hole Tapping	Average Commercial Work	Thin Sheet Stock or Stamping
Free Cutting	Aluminum, Brass, Bronze, Cast Iron, Copper, Mild Steel, Tool Steel	60% - 70%	65% - 70%	75% - 85%
Hard or Tough Cutting	Cast Steel, Drop Forging, Monel Metal, Nickel Steel, Stainless Steel	55% - 65%	60% - 70%	

Tap Size	Pitch		Minor Diameter (mm)		Tap Drill Diameter - Form Taps									
	M	MF	Min. 6H	Max. 6H	75% Thread		70% Thread		65% Thread		60% Thread		55% Thread	
					(mm)	(in)	(mm)	(in)	(mm)	(in)	(mm)	(in)	(mm)	(in)
M1.6	0.35	-	1.221	1.321	1.42	0.0559	1.43	0.0563	1.45	0.0571	1.46	0.0575	1.47	0.0579
M1.7	0.35	-	1.321	1.421	1.56	0.0617	1.57	0.0620	1.58	0.0623	1.59	0.0627	1.60	0.0630
M1.8	0.35	-	1.422	1.519	1.62	0.0638	1.63	0.0642	1.65	0.0650	1.66	0.0654	1.67	0.0657
M2	0.4	-	1.567	1.679	1.80	0.0709	1.81	0.0713	1.82	0.0717	1.84	0.0724	1.85	0.0728
M2.2	0.45	-	1.715	1.836	1.97	0.0776	1.99	0.0783	2.00	0.0787	2.02	0.0795	2.03	0.0799
M2.5	0.45	-	2.013	2.138	2.27	0.0894	2.29	0.0902	2.30	0.0906	2.32	0.0913	2.33	0.0917
M2.6	0.45	-	2.113	2.238	2.41	0.0949	2.42	0.0953	2.43	0.0957	2.44	0.0962	2.45	0.0966
M3	0.5	-	2.459	2.599	2.75	0.1083	2.76	0.1087	2.78	0.1094	2.80	0.1102	2.81	0.1106
M3.5	0.6	-	2.850	3.010	3.19	0.1256	3.21	0.1264	3.23	0.1272	3.26	0.1283	3.28	0.1291
M4	0.7	-	3.242	3.422	3.64	0.1433	3.67	0.1445	3.69	0.1453	3.71	0.1461	3.74	0.1472
M4.5	0.75	-	3.459	3.599	3.75	0.1476	3.76	0.1480	3.78	0.1488	3.80	0.1496	3.81	0.1500
M4.5	0.75	-	3.688	3.876	4.12	0.1622	4.14	0.1630	4.17	0.1642	4.19	0.1650	4.22	0.1661
M5	0.8	-	4.134	4.334	4.59	0.1807	4.62	0.1819	4.65	0.1831	4.67	0.1839	4.70	0.1850
M5	-	0.5	4.458	4.600	4.75	0.1870	4.76	0.1874	4.78	0.1882	4.80	0.1890	4.81	0.1894
M6	1	-	4.917	5.153	5.49	0.2161	5.52	0.2173	5.56	0.2189	5.59	0.2201	5.63	0.2217
M6	-	0.75	5.187	5.377	5.62	0.2213	5.64	0.2220	5.67	0.2232	5.69	0.2240	5.72	0.2252
M7	1	-	5.918	6.152	6.49	0.2555	6.52	0.2567	6.56	0.2583	6.59	0.2594	6.63	0.2610
M8	1.25	-	6.647	6.912	7.36	0.2898	7.41	0.2917	7.45	0.2933	7.49	0.2949	7.53	0.2965
M8	-	1	6.917	7.153	7.49	0.2949	7.52	0.2961	7.56	0.2976	7.59	0.2988	7.63	0.3004
M8	-	0.75	7.187	7.377	7.62	0.3000	7.64	0.3008	7.67	0.3020	7.69	0.3028	7.72	0.3039
M10	1.5	-	8.376	8.676	9.24	0.3638	9.29	0.3657	9.34	0.3677	9.39	0.3697	9.44	0.3717
M10	-	1.25	8.647	8.912	9.36	0.3685	9.41	0.3705	9.45	0.3720	9.49	0.3736	9.53	0.3752
M10	-	1	8.917	9.153	9.49	0.3736	9.52	0.3748	9.56	0.3764	9.59	0.3776	9.63	0.3791
M10	-	0.75	9.188	9.378	9.62	0.3787	9.64	0.3795	9.67	0.3807	9.69	0.3815	9.72	0.3827
M12	1.75	-	10.106	10.441	11.11	0.4374	11.17	0.4398	11.23	0.4421	11.29	0.4445	11.35	0.4469
M12	-	1.5	10.376	10.676	11.24	0.4425	11.29	0.4484	11.34	0.4465	11.39	0.4484	11.44	0.4504
M12	-	1.25	10.647	10.912	11.36	0.4472	11.41	0.4492	11.45	0.4508	11.49	0.4524	11.53	0.4539
M12	-	1	10.917	11.153	11.49	0.4524	11.52	0.4535	11.56	0.4551	11.59	0.4563	11.63	0.4579
M14	2	-	11.835	12.210	12.98	0.5110	13.05	0.5138	13.12	0.5165	13.18	0.5189	13.25	0.5217
M14	-	1.5	12.376	12.676	13.24	0.5213	13.29	0.5232	13.34	0.5252	13.39	0.5272	13.44	0.5291
M16	2	-	13.835	14.210	14.98	0.5898	15.05	0.5925	15.12	0.5953	15.18	0.5976	15.25	0.6004
M16	-	1.5	14.376	14.676	15.24	0.6000	15.29	0.6020	15.34	0.6039	15.39	0.6059	15.44	0.6079
M18	2.5	-	15.296	15.743	16.73	0.6587	16.81	0.6618	16.90	0.6654	16.98	0.6685	17.07	0.6720
M18	-	1.5	16.376	16.676	17.24	0.6787	17.29	0.6807	17.34	0.6827	17.39	0.6846	17.44	0.6866
M20	2.5	-	17.294	17.744	18.73	0.7374	18.81	0.7406	18.90	0.7441	18.98	0.7472	19.07	0.7508
M20	-	1.5	18.376	18.676	19.24	0.7575	19.29	0.7594	19.34	0.7614	19.39	0.7634	19.44	0.7654
M20	-	1	18.917	19.153	19.49	0.7673	19.52	0.7685	19.56	0.7701	19.59	0.7713	19.63	0.7728
M22	2.5	-	19.294	19.744	20.73	0.8161	20.81	0.8193	20.90	0.8228	20.98	0.8260	21.07	0.8295
M22	-	2	19.835	20.210	20.98	0.8260	21.05	0.8287	21.12	0.8315	21.18	0.8339	21.25	0.8366
M22	-	1.5	20.376	20.676	21.24	0.8362	21.29	0.8382	21.34	0.8402	21.39	0.8421	21.44	0.8441
M24	3	-	20.752	21.252	22.47	0.8846	22.57	0.8886	22.67	0.8925	22.78	0.8969	22.88	0.9008
M24	-	2	21.835	22.210	22.98	0.9047	23.05	0.9075	23.12	0.9102	23.18	0.9126	23.25	0.9154
M24	-	1.5	22.376	22.676	23.24	0.9150	23.29	0.9169	23.34	0.9189	23.39	0.9209	23.44	0.9228

FORMULA: TAP DRILL SIZE		FORMULA: PERCENTAGE OF FULL THREAD	
Drill Size = Tap Major Dia - $\frac{\text{Pitch} \times \% \text{ of Full Thread}}{147.059}$		% of Full Thread = (Tap Major Dia - Drill Dia) x $\frac{147.059}{\text{Pitch}}$	
Example: to determine drill size for M12 x 1.75 tap, 70% thread		Example: to determine the % of thread for M12 x 1.75 Tap using 11.17mm drill	
Tap Major \varnothing = 12mm	Drill Size = 12mm - $\frac{(1.75 \times 70\%)}{147.059}$	# Threads per Inch = 20	% of Thread = (12mm - 11.167mm) x $\frac{147.059}{1.75}$
% of Full Thread = 70%		Tap Major \varnothing = 0.2500"	
Pitch = 1.75mm	Drill Size = 12mm - 0.833mm = 11.167mm	Drill \varnothing = 0.2045"	% of Thread = (0.833mm) x 84.03 = 70%



Tap Drill Sizes - STI Taps - Inch

Tap Size	Threads Per Inch		Minor Diameter (After Tapping) (in)		Tap Drill Diameter (in)	
	UNC	UNF	Min	Max	Aluminum	Steel, Magnesium, Plastic
2	56	–	0.0899	0.0961	0.0938	0.0960
	48	–	0.1036	0.1104	0.1065	0.1094
3	–	56	0.1029	0.1086	0.1040	0.1065
	40	–	0.1175	0.1252	0.1200	0.1200
4	–	48	0.1166	0.1229	0.1181	0.1200
	40	–	0.1305	0.1373	0.1339	0.1360
5	32	–	0.1448	0.1527	0.1470	0.1495
	–	40	0.1435	0.1503	0.1470	0.1495
6	32	–	0.1708	0.1781	0.1730	0.1770
	–	36	0.1701	0.1771	0.1730	0.1770
8	24	–	0.1990	0.2080	0.2031	0.2055
	–	32	0.1968	0.2041	0.2010	0.2031
10	24	–	0.2250	0.2340	0.2280	0.2280
	20	–	0.2608	0.2704	0.2660	0.2660
1/4	–	28	0.2577	0.2646	0.2610	0.2638
	18	–	0.3245	0.3342	0.3320	0.3320
5/16	–	24	0.3215	0.3288	0.3281	0.3281
	16	–	0.3885	0.3987	0.3970	0.3970
3/8	–	24	0.3840	0.3910	0.3906	0.3906
	14	–	0.4530	0.4639	0.4531	0.4531
7/16	–	20	0.4483	0.4561	0.4531	0.4531
	13	–	0.5166	0.5273	0.5156	0.5156
1/2	–	20	0.5108	0.5186	0.5156	0.5156
	12	–	0.5806	0.5918	0.5781	0.5938
9/16	–	18	0.5745	0.5826	0.5781	0.5781
	11	–	0.6447	0.6564	0.6562	0.6562
5/8	–	18	0.6370	0.6451	0.6406	0.6406
	10	–	0.7716	0.7838	0.7812	0.7812
3/4	–	16	0.7635	0.7720	0.7656	0.7656
	9	–	0.8990	0.9119	0.9062	0.9062
7/8	–	14	0.8905	0.8994	0.8906	0.8906
	8	–	1.0271	1.0421	1.0312	1.0312
1"	–	12	1.0181	1.0281	1.0156	1.0312

The suggested drill sizes for aluminum listed in the table are within the minor diameter limits for STI tapped holes specified in MS 33537. Alternate drill sizes are suggested in many instances for magnesium, steel and plastics to provide for maximum tap wear life. In the case of magnesium, the larger size is recommended to allow for material close-in. There are suggested drill sizes and any special requirements or specifications will supersede these recommendations.



Tap Drill Sizes - STI Taps - Metric

Tap Size	Pitch	Minor Diameter (After Tapping) (in)		Tap Drill Diameter (Metric)	
		Min	Max	Aluminum	Steel, Magnesium, Plastic
M2	0.4	2.087	2.199	2.1	2.1
M2.5	0.45	2.597	2.722	2.3	2.35
M3	0.5	3.108	3.248	3.15	3.2
M4	0.7	4.152	4.332	4.2	4.25
M5	0.8	5.174	5.374	5.2	5.3
M6	1.0	6.217	6.407	6.25	6.3
M8	1.25	8.271	8.483	8.3	8.4
M10	1.5	10.324	10.560	10.5	10.5
M12	1.75	12.379	12.644	12.5	12.5
M14	2	14.433	14.733	14.5	14.5
M16	2	16.433	16.733	16.5	16.5
M18	2.5	18.541	18.896	18.75	18.75
M20	2.5	20.541	20.896	20.75	20.75
M22	2.5	22.541	22.896	22.75	22.75
M24	3	24.649	25.049	24.75	24.75

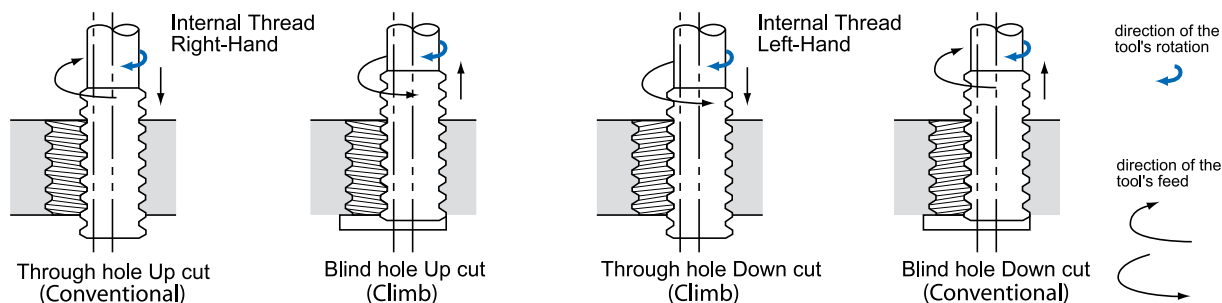
The suggested drill sizes for aluminum listed in the table are within the minor diameter limits for STI tapped holes specified in MS 33537. Alternate drill sizes are suggested in many instances for magnesium, steel and plastics to provide for maximum tap wear life. In the case of magnesium, the larger size is recommended to allow for material close-in. There are suggested drill sizes and any special requirements or specifications will supersede these recommendations.





Machining Technique

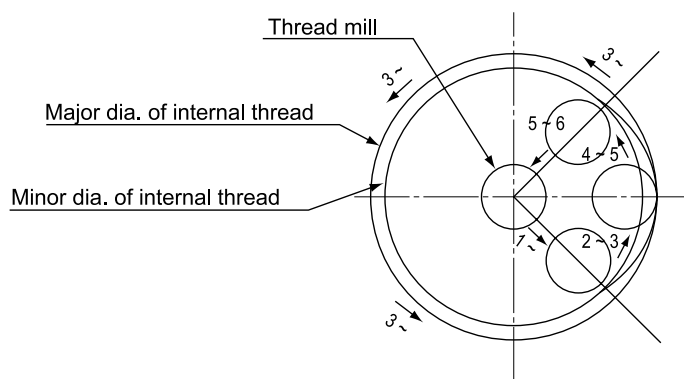
OSG's A Brand & EXOCARB® Thread Mills have been developed for thread milling on a 3-Axis CNC controlled machine tool. Threads are produced by advancing one pitch feed per revolution in the axial direction, utilizing the planet-like rotation and revolution movements of the tool. Internal and right/left hand threads can all be produced with this one tool by simply changing the direction of feed.



Threading Process

- 1-2 Move to edge (maintain clearance)
- 2-3 Cut with helical milling
- 3-4 Mill the circumference of the circle
- 4-5 Pull away from the edge
- 5-6 Remove tool

The transition between the start and finish of the milling operation must be smooth, and the appropriate amount of feed is essential for minimizing milling resistance. There are many different methods for using this tool, but our research has shown that this technique provides the most precise and efficient operation.



Thread Milling Process (view from above)

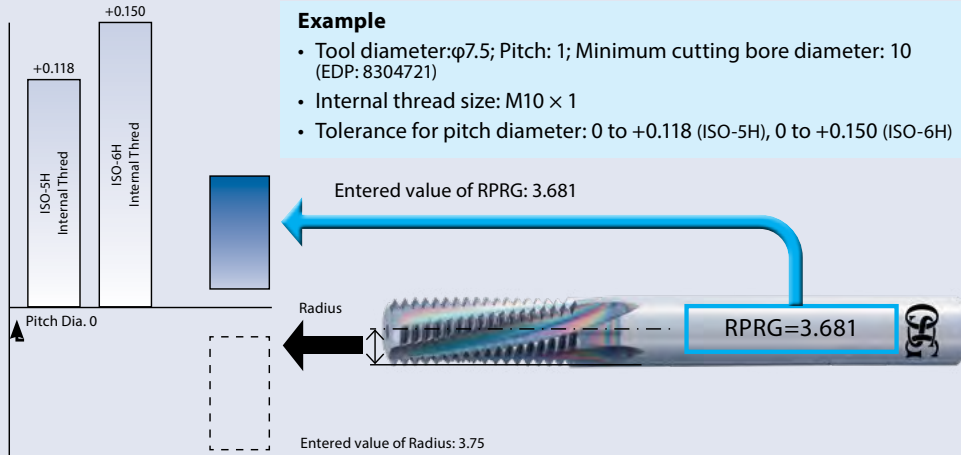




Radius Offset (RPRG)

RPRG is the reference value of tool radius offset.

Conventionally, the tool radius was entered during setup as a parameter of the NC system, which was corrected by checking the thread with a gauge. However, it has become possible to reduce the checking and correction simply by entering the RPRG value indicated on the tool shank.



NOTES:

1. RPRG are reference values. Determine optimal values after trial cutting as values depend on machining environment.
2. RPRG values are optimally established to achieve ISO:5H (formerly Grade 1) internal thread limits for metric threads and ANSI:3B internal thread limits for unified threads. RPRG values established for taper pipes (R/Rc) are effective when using the thread milling NC code generator software ThreadPro available on our website.
3. For diameters of thread mills, RPRG values are calculated based on the minimum cutting bore diameter (the minimum cutting internal thread size of the tool diameter). To cut other diameters, it is necessary to use a smaller value than RPRG.

ThreadPro (Thread Milling NC Code Generator Software)

www.osgtool.com/threadpro



- Available in 12 different languages
- Supports 8 NC programming languages
- Incorporates RPRG* value to further simplify process



* RPRG = reference value of tool radius offset

Powered by
AUTODESK





List 16620/16625 - A Brand AT-1

List 16630/16631 - A Brand AT-1 NPT/NPTF

Work Material		Cutting Speed (SFM)	Feed Rate (in/t)
Low Carbon Steel	~C0.25%	260 - 790	0.0004 - 0.002
Medium Carbon Steel	C0.25%~0.45%	260 - 790	0.0004 - 0.002
High Carbon Steel	C0.45%~	260 - 790	0.0004 - 0.002
Alloy Steel	4140, 4340, 8620	200 - 650	0.0004 - 0.002
Hardened Steel	25-45 HRC	260 - 650	0.0004 - 0.002
	45-55 HRC	-	-
	50-60 HRC	-	-
Stainless Steel	300-series, 400-series	200 - 790	0.0004 - 0.002
Tool Steel	D2, H13, A6	-	-
Cast Steel	-	200 - 790	0.0004 - 0.002
Cast Iron	-	260 - 790	0.0004 - 0.002
Ductile Cast Iron	-	200 - 790	0.0004 - 0.002
Copper	-	260 - 790	0.001 - 0.004
Brass	B21, B36	260 - 790	0.001 - 0.004
Brass Casting	B62	260 - 790	0.001 - 0.004
Bronze	B124, B103, B159	260 - 790	0.001 - 0.004
Aluminum	6061, 7075, 2014	260 - 790	0.001 - 0.004
Aluminum Alloy Casting	-	330 - 1000	0.002 - 0.008
Magnesium Alloy Casting	-	330 - 1000	0.002 - 0.008
Zinc Alloy Casting	-	330 - 1000	0.002 - 0.008
Titanium Alloy	Ti-6Al-4V	-	-
Nickel Alloy	Inconel	-	-
Thermosetting Plastic	-	260 - 650	0.001 - 0.004
Thermo Plastic	-	260 - 650	0.001 - 0.004

1. The indicated speeds and feeds are for water-soluble coolant.
2. Water-soluble coolant is not suitable for threading magnesium alloy.
3. Please adjust the cutting conditions depending on the rigidity of the machine, tool holders, and workpiece clamping.
4. If the threading length is long, or when machining a large-pitch thread, reduce the feed rate and take multiple passes.
5. If a machined parallel internal thread is tapered and prevents the go-gauge from going through, add a zero cut/spring pass.





List 16640 - A Brand AT-2 List 16645 - A Brand AT-2

Work Material		Cutting Speed (SFM)	Feed Rate (in/t)
Low Carbon Steel	~C0.25%	115 - 180	0.0004 - 0.0028
Medium Carbon Steel	C0.25%~0.45%	260 - 525	0.0004 - 0.0028
High Carbon Steel	C0.45%~	260 - 525	0.0004 - 0.0028
Alloy Steel	4140, 4340, 8620	200 - 400	0.0004 - 0.0028
Hardened Steel	25-45 HRC	115 - 250	0.0004 - 0.0028
	45-50 HRC	115 - 215	0.0004 - 0.0028
	50-65 HRC	115 - 180	0.0004 - 0.0028
Stainless Steel	300-Series, 400-Series	115 - 330	0.0004 - 0.0028
Tool Steel	D2, H13, A6	115 - 330	0.0004 - 0.0028
Cast Steel	-	115 - 330	0.0004 - 0.0028
Cast Iron	-	115 - 330	0.0004 - 0.0028
Ductile Cast Iron	-	115 - 330	0.0004 - 0.0028
Copper	-	115 - 330	0.0004 - 0.0028
Brass	B21, B36	115 - 330	0.0004 - 0.0028
Brass Casting	B62	115 - 330	0.0004 - 0.0028
Bronze	B124, B103, B159	115 - 330	0.0004 - 0.0028
Aluminum	6061, 7075, 2014	115 - 330	0.0004 - 0.0028
Aluminum Alloy Casting	-	115 - 330	0.0004 - 0.0028
Magnesium Alloy Casting	-	115 - 330	0.0004 - 0.0028
Zinc Alloy Casting	-	115 - 330	0.0004 - 0.0028
Titanium Alloy*	Ti-6Al-4V	115 - 180	0.0004 - 0.0028
Nickel Alloy*	Inconel	115 - 180	0.0004 - 0.0028
Thermosetting Plastic	-	115 - 330	0.0004 - 0.0028
Thermo Plastic	-	115 - 330	0.0004 - 0.0028

- The tool is left-hand cutting - program the spindle for counterclockwise rotation.**
 - The indicated speeds and feeds are for air blow cooling.
 - Please use water soluble coolant when machining aluminum materials.
 - When machining magnesium please refer to the coolant oil manufacturer's specification for recommended oil. Please also properly dispose of the cutting chips to prevent fire hazards.
 - Please adjust the cutting conditions depending on the rigidity of the machine, tool holder, and workpiece clamping.
 - Tool vibration should be kept at a minimum level to ensure highest thread accuracy.
 - Select a higher feed rate for larger diameter tooling and a lower feed rate for smaller diameters.
- *Titanium and Nickel alloy parameters are only to be used for tools with internal coolant running water soluble coolant.





List 16642 - A Brand AT-2 R-SPEC List 16647 - A Brand AT-2 R-SPEC

Work Material		Cutting Speed (SFM)	Feed Rate (in/t)
Low Carbon Steel	~C0.25%	-	-
Medium Carbon Steel	C0.25%~0.45%	-	-
High Carbon Steel	C0.45%~	-	-
Alloy Steel	4140, 4340, 8620	-	-
Hardened Steel	25-45 HRC	-	-
	45-50 HRC	-	-
	50-65 HRC	-	-
Stainless Steel	300-Series, 400-Series	-	-
Tool Steel	D2, H13, A6	-	-
Cast Steel	-	-	-
Cast Iron	-	-	-
Ductile Cast Iron	-	-	-
Copper	-	330 - 985	0.0118 - 0.0197
Brass	B21, B36	-	-
Brass Casting	B62	-	-
Bronze	B124, B103, B159	-	-
Aluminum	6061, 7075, 2014	330 - 985	0.0118 - 0.0197
Aluminum Alloy Casting	-	330 - 985	0.0118 - 0.0157
Magnesium Alloy Casting	-	330 - 985	0.0118 - 0.0197
Zinc Alloy Casting	-	-	-
Titanium Alloy*	Ti-6Al-4V	-	-
Nickel Alloy*	Inconel	-	-
Thermosetting Plastic	-	-	-
Thermo Plastic	-	-	-

1. This cutting condition table shows the standard values. When machining, it is recommended to use the program created by the NC program creation tool "ThreadPro".
2. Please select "Continuous" as the path type of ThreadPro.
3. Please use water soluble coolant unless there is pre-hole made by casting or drilling.
4. When machining magnesium please refer to the coolant oil manufacturer's specification for recommended oil. Please also properly dispose of the cutting chips to prevent fire hazards.
5. Please adjust the cutting conditions depending on the rigidity of the machine, tool holder, and workpiece clamping.
6. Tool vibration should be kept at a minimum level to ensure highest thread accuracy.
7. Select a higher feed rate for larger diameter tooling and a lower feed rate for smaller diameters.
8. The tool is left-hand cutting - program the spindle for counterclockwise rotation.

Note

Bottom shape of finished hole is as depicted in the right picture. Please make sure that it is acceptable based on the cutting instruction in advance.





List 41000/41100 - EXOCARB® Thread Mill

List 41050/41150 - EXOCARB® Thread Mill Oil

List 42000/42001 - EXOCARB® Thread Mill NPT/NPTF

Work Material	SFM	Feed Rate (Inch/Tooth)	No. of Passes
Low Carbon Steel	300 - 420	0.0016 - 0.0050	1
Medium Carbon Steel	300 - 420	0.0016 - 0.0050	1
High Carbon Steel	250 - 420	0.0016 - 0.0050	1
Alloy Steel	180 - 350	0.0008 - 0.0040	1-2
Heat Treated Steel (28-34HRC)	160 - 300	0.0008 - 0.0040	1
Heat Treated Steel (34-40HRC)	130 - 260	0.0004 - 0.0040	1-2
Heat Treated Steel (40-50HRC)	65 - 250	0.0004 - 0.0040	2-4
Stainless Steel (300 - Series)	200 - 450	0.0016 - 0.0060	1-2
Stainless Steel (400 - Series)	165 - 400	0.0016 - 0.0060	1-2
Stainless Steel (15-5, 17-4PH)	130 - 350	0.0016 - 0.0060	2
Cast Iron	250 - 400	0.0008 - 0.0035	1
Ductile Cast Iron	210 - 280	0.0012 - 0.0040	1
Aluminum Alloy	300 - 500	0.0012 - 0.0040	1
Aluminum Alloy Casting Si [12]%	280 - 550	0.0012 - 0.0050	1
Aluminum Alloy Casting Si [12-16]%	250 - 460	0.0012 - 0.0040	1
Aluminum Alloy Casting with Si [16-20]%	210 - 400	0.0012 - 0.0040	1
Aluminum Alloy Casting with Si [20-25]%	200 - 350	0.0012 - 0.0040	1
Copper, Copper Casting	300 - 510	0.0012 - 0.0040	1
Brass, Brass Casting	300 - 510	0.0012 - 0.0040	1
Bronze, Bronze Casting (C6***,PB,PBC)	300 - 500	0.0012 - 0.0040	1
Magnesium Alloy Casting	210 - 410	0.0012 - 0.0050	1
Zinc Alloy Casting	180 - 380	0.0012 - 0.0050	1
Titanium Alloy (Ti-6Al-4V)	100 - 330	0.0012 - 0.0025	2
High Heat Resistance Alloy (Inconel)	65 - 260	0.0008 - 0.0020	2
High Heat Resistance Alloy (Inconel >40HRC)	65 - 200	0.0008 - 0.0020	4
Thermoplastic	220 - 510	0.0012 - 0.0050	1
Cobalt/Chrome Alloy (Stellite)	65 - 200	0.0016 - 0.0060	3

For chip loads, the smaller cutter diameters use a smaller chip load per tooth within a given range.

Larger cutter diameters use the larger chip load per tooth within the given range.

For programming help or other information, please contact our Engineering Department at 800-837-2223.





List 41200/41300 - EXOCARB® Thread Mill Mini

Work Material	Thread Sizes Under #2/M2			Thread Sizes #2/M2 & Larger		
	SFM	Feed Rate (Inch/Tooth)	No. of Passes	SFM	Feed Rate (Inch/Tooth)	No. of Passes
Low Carbon Steel	200 - 300	0.0008 - 0.0020	2	200 - 300	0.0008 - 0.0030	1
Medium Carbon Steel	200 - 300	0.0008 - 0.0020	2	200 - 300	0.0008 - 0.0030	1
High Carbon Steel	200 - 300	0.0008 - 0.0020	2	200 - 300	0.0008 - 0.0030	1
Alloy Steel	—	—	—	100 - 200	0.0004 - 0.0012	1-2
Heat Treated Steel (28-34HRC)	—	—	—	100 - 200	0.0004 - 0.0012	1
Heat Treated Steel (34-40HRC)	—	—	—	100 - 200	0.0004 - 0.0012	1-2
Heat Treated Steel (40-50HRC)	—	—	—	100 - 200	0.0004 - 0.0012	2-4
Stainless Steel (300 Series)	200 - 300	0.0008 - 0.0020	2-3	200 - 300	0.0008 - 0.0030	1-2
Stainless Steel (400 Series)	200 - 300	0.0008 - 0.0020	2-3	200 - 300	0.0008 - 0.0030	1-2
Stainless Steel (15-5, 17-4PH)	200 - 300	0.0008 - 0.0020	3	200 - 300	0.0008 - 0.0030	2
Cast Iron	130 - 200	0.0008 - 0.0020	2	165 - 330	0.0012 - 0.0040	1
Ductile Cast Iron	130 - 300	0.0008 - 0.0020	2	165 - 230	0.0012 - 0.0040	1
Aluminum Alloy	230 - 330	0.0015 - 0.0030	2	165 - 330	0.0008 - 0.0025	1
Aluminum Alloy Casting	230 - 330	0.0015 - 0.0030	2	165 - 330	0.0008 - 0.0025	1
Copper, Copper Casting	—	—	—	—	—	—
Brass, Brass Casting	200 - 330	0.0015 - 0.0030	2	165 - 330	0.0008 - 0.0025	1
Bronze, Bronze Casting	—	—	—	165 - 330	0.0008 - 0.0025	1
Magnesium Alloy Casting	230 - 330	0.0015 - 0.0030	2	165 - 330	0.0008 - 0.0025	1
Zinc Alloy Casting	230 - 330	0.0015 - 0.0030	2	165 - 330	0.0008 - 0.0025	1
Titanium Alloy (Ti-6Al-4V)	65 - 130	0.0004 - 0.0012	3	65 - 200	0.0004 - 0.0012	2
High Heat Resistance Alloy (Inconel)	—	—	—	65 - 200	0.0004 - 0.0012	2
High Heat Resistance Alloy (Inconel >40HRC)	—	—	—	65 - 200	0.0004 - 0.0012	4
Thermoplastic	165 - 330	0.0015 - 0.0030	2	165 - 330	0.0008 - 0.0025	1
Cobalt/Chrome Alloy (Stellite)	—	—	—	—	—	—







For chip loads, the smaller cutter diameters use a smaller chip load per tooth within a given range.

Larger cutter diameters use the larger chip load per tooth within the given range.

For programming help or other information, please contact our Engineering Department at 800-837-2223.













PROBLEM	CAUSE	SOLUTION
Chip Packing (Back Threaded Portion) 	Inappropriate spindle speed	Adjust RPM (lower or higher) for proper chip form
	Helix angle too large	Decrease helix angle or choose tap with low helix angle
	Chips not coiling / breaking properly	Use alternate coating
Chip Packing (Single Thread) 	*Occurs predominantly in horizontal applications*	
	Weak rake angle (positive)	Decrease rake angle
	Chips not evacuating properly	Use a POT style tap or a LHH / RHF
	Chips not coiling / breaking properly	Use alternate coating
Chipping During Reversal 	Chips left behind in flute during tap reversal	Improve wear resistance of tap
		Improve / add surface treatment / coating
	Material shrinkage	Increase coolant volume / concentration to control heat
Chipping Due to Wear 	Tap substrate not suitable for work material	Improve wear resistance of tap
		Improve / add surface treatment / coating
	Cutting action work hardened material	Shorten chamfer length
Chipping of Land Edge 	Occurs when tap either hits bottom or entrance of hole	Avoid hitting the bottom of the hole, check stroke length, alignment and hole size
Chipping of Land Axially 	Occurs when tap either hits bottom or entrance of hole	Avoid hitting the bottom of the hole, check stroke length, alignment and hole size
Chipping of Chamfer 	Tap substrate not suitable for work material	Improve wear resistance of tap
	Inappropriate pre-drill size	Select suitable pre-drill size





PROBLEM	CAUSE	SOLUTION
Premature Tap Wear 	Inappropriate spindle speed	Reduce spindle speed
	Possible work hardening of pre-drilled hole	Prevent work hardening of pre-drilled hole
	Inappropriate thread relief	Use proper thread relief
	Inappropriate chamfer length	Adjust chamfer length
	Inappropriate lubrication	Change coolant method
Increase volume / concentration		
Apply surface coating / treatment		
Welding / Galling 	Inappropriate spindle speed	Reduce spindle speed
	Inappropriate lubrication	Change coolant method
		Increase volume / concentration
		Apply surface coating / treatment
Deformed Lobes 	Possible work hardening of pre-drilled hole	Prevent work hardening of pre-drilled hole
	Inappropriate spindle speed	Reduce spindle speed
	Inappropriate pre-drill size	Increase pre-drill hole size as much as possible
	Inappropriate lubrication	Change coolant method
		Increase volume / concentration
		Apply surface coating / treatment
Tap substrate not suitable for material	Improve wear resistance of tap	
Tap Breakage 	Possible chip packing	Avoid chip packing
	Inappropriate pre-drill size	Increase pre-drill hole size as much as possible
	Inappropriate spindle speed	Reduce spindle speed
	Possible runout or tapered hole	Reduce runout and assure hole is straight
	Too high of torque generated	Use tap holder with torque adjustment / limiting feature
	Possible tap collision with bottom of hole	Avoid hitting the bottom of the hole, check stroke length, alignment and hole size
Overcutting / Oversized Threads 	Inconsistent feed of spiral fluted style tap	Use compensating tension / compression tap holder
		Adjust feed rate appropriately
		Check CNC program
	Inconsistent feed of spiral pointed style tap	Use compensating tension / compression tap holder
		Adjust feed rate appropriately
Check CNC program		
Tearing on Flanks 	Inappropriate thread relief / rake angle	Use sharper / freer cutting relief and angle
	Inappropriate lubrication	Change coolant method
		Increase volume / concentration
		Apply surface coating / treatment
Extremely Torn Threads 	Possible welding / galling	Select appropriate cutting conditions
	Possible chip packing	Select appropriate cutting conditions
	Inappropriate thread relief	Use sharper thread relief
	Inappropriate lubrication	Change coolant method
		Increase volume / concentration
		Apply surface coating / treatment
Chips Remain at Bottom 	Inappropriate geometry of tap	Reduce chamfer relief angle
		Use thinner land width
		Reduce chamfer length
		Reduce cutting angle





MILLING

MILLING

The A Brand

OSG's premium tooling brand. Features products that are designed to exceed the evolving manufacturing needs of our customers.

EXOPRO[®]

OSG's ultra-premium tooling series, featuring our latest innovative technologies when the absolute best performance is needed.

EXOCARB[®] *WXL*[®]

The new standard in high performance end mills for high speed machining, featuring our WXL[®] nanocoating technology.

EXOCARB[®] *WXS*[®]

The new standard in high performance end mills for hard milling, featuring our WXS[®] nanocoating technology.

EXOCARB[®] *MAX*

Maximum performance end mills designed exclusively for hard milling. Features technologies including WXS[®] and CBN.

EXOCARB[®] *DIAMOND*

OSG's patented CVD diamond coated end mills for die/mold and aerospace applications in non-ferrous materials like graphite, aluminum and CFRP.

EXOCARB[®] *AERO*

High performance carbide end mills for aircraft materials.

HY-PRO[®] *CARB*

Performance sub-micrograin carbide end mills with OSG TiAlN coating. The perfect blend of performance and cost-efficiency.

CARBIDE

All-purpose micrograin carbide end mills for general machining applications.

OSG *PHOENIX*[®]

OSG's high performance indexable tooling for rough and finish milling in a variety of applications.

EXOCARB[®] *DISC CUTTER S*

OSG's patented face mill for high feed, roughing applications on low horsepower machine spindles.

EXOCARB[®] *DISC CUTTER PRO*

OSG's patented face mill for high feed, finishing applications on low horsepower machine spindles.





ABOUT OSG

DRILLING

THREADING

MILLING

HOLDERS

INDEX

List	Item	Brand & List Name	Size Range	Features	Product Page	Tech Page
------	------	-------------------	------------	----------	--------------	-----------

Square End

8206		A Brand AE-VMSS	3.00 - 12.00mm		Metric CARBIDE DUARISE STUB	830	1336
8226		A Brand AE-VMSS-RA	1.00 - 6.00mm	Right Angle Type	NEW Metric CARBIDE DUARISE STUB	831	1336
8230		A Brand AE-LN-VMSS	1/4" - 1"	Long Neck	Inch CARBIDE DUARISE STUB	832	1337
8235		A Brand AE-LN-VMSS	6.00 - 12.00mm	Long Neck	Metric CARBIDE DUARISE STUB	833	1337
8200		A Brand AE-VMS	5/64" - 1"		Inch CARBIDE DUARISE STUB REG	834	1338-1339
8205		A Brand AE-VMS	3.00 - 25mm		Metric CARBIDE DUARISE REG	835	1338-1339
8225		A Brand AE-VMS-RA	3.00 - 6.00mm	Right Angle Type	NEW Metric CARBIDE DUARISE REG	836	1338-1339
8201		A Brand AE-VML	1/4" - 1"		NEW SIZES Inch CARBIDE DUARISE REG LONG	837	1340-1343
8207		A Brand AE-VML	6.00 - 20.00mm		NEW SIZES Metric CARBIDE DUARISE LONG	838	1340-1343
8202		A Brand AE-NIK-VML	1/4" - 1"	Nicked	NEW SIZES Inch CARBIDE DUARISE REG LONG	839	1340-1343
8208		A Brand AE-NIK-VML	6.00 - 20.00mm	Nicked	NEW SIZES Metric CARBIDE DUARISE LONG	840	1340-1343
8245		A Brand AE-VMFE	6.00 - 12.00mm		NEW Metric CARBIDE DUARISE REG	841	1344
8233		A Brand AE-VTSS	1/8" - 1/2"		NEW Inch CARBIDE DUARISE STUB	842	1345-1346
8333		A Brand AE-VTSS	3.00 - 12.00mm		NEW Metric CARBIDE DUARISE STUB	843	1345-1346
8441		A Brand AE-MSS-H	1/16" - 1/2"	Reduced Neck	NEW Inch CARBIDE DUOREY STUB	844	1347
8541		A Brand AE-MSS-H	3.00 - 12.00mm	Reduced Neck	NEW Metric CARBIDE DUOREY STUB	845	1347
8440		A Brand AE-MS-H	1/16" - 1"		Inch CARBIDE DUOREY REG LONG	846	1348-1349
8540		A Brand AE-MS-H	1.00 - 20.00mm		NEW SIZES Metric CARBIDE DUOREY REG LONG	847	1348-1349
8442		A Brand AE-ML-H	1/8" - 1/2"		NEW Inch CARBIDE DUOREY LONG	848	1350
8542		A Brand AE-ML-H	3.00 - 12.00mm		NEW Metric CARBIDE DUOREY LONG	849	1350
8830		A Brand AE-VTS-N	1/8" - 1/2"	Reduced Neck	NEW Inch CARBIDE DLC/GUSS REG	850	1351-1352
8930		A Brand AE-VTS-N	1.00 - 12.00mm	Reduced Neck	NEW Metric CARBIDE DLC/GUSS STUB	851	1351-1352
8630		A Brand AE-TL-N	1/8" - 1"		Inch CARBIDE DLC REG LONG	852	1353
8730		A Brand AE-TL-N	3.00 - 12.00mm		Metric CARBIDE DLC REG LONG	853	1353
3619		EXOCARB® WXL-1.5D-DE	1/16" - 1/2"		Inch CARBIDE WXL STUB	854	1354
3720		EXOCARB® WXL-1.5D-DE	0.10 - 6.00mm		Metric CARBIDE WXL STUB	855	1355-1356





List No.	P					M			K	N		S		H			
	Steel					Stainless Steel			Cast Iron	Non-Ferrous		HRSA		Hardened Steel			
	Carbon Steel			Alloy Steel	Die Steel					Aluminum		Nickel Alloy	Titanium				
	Low	Medium	High			6061	Casting	6Al4V (30 HRC)									
1010	1035	1065	4140	4340	300	400	17-4 PH	7075		Inconel		~35 HRC	35-45 HRC	45-50 HRC	50-70 HRC		

Square End

8206	⊙	⊙	⊙	⊙	⊙	⊙	⊙	⊙	⊙	○	○	○	○	⊙	○		
8226	⊙	⊙	○	⊙	⊙	⊙	⊙	⊙	⊙	○	○	○	○	⊙	○		
8230	⊙	⊙	⊙	⊙	⊙	⊙	⊙	⊙	⊙	○	○	○	○	⊙	○		
8235	⊙	⊙	⊙	⊙	⊙	⊙	⊙	⊙	⊙	○	○	○	○	⊙	○		
8200	⊙	⊙	⊙	⊙	⊙	⊙	⊙	⊙	⊙	○	○	○	○	⊙	○		
8205	⊙	⊙	⊙	⊙	⊙	⊙	⊙	⊙	⊙	○	○	○	○	⊙	○		
8225	⊙	⊙	○	⊙	⊙	⊙	⊙	⊙	⊙	○	○	○	○	⊙	○		
8201	⊙	⊙	⊙	⊙	⊙	⊙	⊙	⊙	⊙	○	○	○	○	⊙	⊙	○	
8207	⊙	⊙	⊙	⊙	⊙	⊙	⊙	⊙	⊙	○	○	○	○	⊙	⊙	○	
8202	⊙	⊙	⊙	⊙	⊙	⊙	⊙	⊙	⊙	○	○	○	○	⊙	⊙	○	
8208	⊙	⊙	⊙	⊙	⊙	⊙	⊙	⊙	⊙	○	○	○	○	⊙	⊙	○	
8245	⊙	⊙	○	⊙	⊙	⊙	⊙	⊙	⊙	○	○	○	○	⊙	○		
8233	⊙	⊙	⊙	⊙	⊙	⊙	⊙	⊙	⊙	○	○		○	⊙	○		
8333	⊙	⊙	⊙	⊙	⊙	⊙	⊙	⊙	⊙	○	○		○	⊙	○		
8441				○	○									○	○	⊙	⊙
8541				○	○									○	○	⊙	⊙
8440				○	○									○	○	⊙	⊙
8540				○	○									○	○	⊙	⊙
8442				○	○									○	○	⊙	⊙
8542				○	○									○	○	⊙	⊙
8830										⊙	⊙						
8930										⊙	⊙						
8630										⊙	⊙						
8730										⊙	⊙						
3619	⊙	⊙	⊙	⊙	⊙	⊙	⊙	⊙	⊙	○	○	○	○	⊙	⊙	⊙	○
3720	⊙	⊙	⊙	⊙	⊙	⊙	⊙	⊙	⊙	○	○	○	○	⊙	⊙	⊙	○

○ good ⊙ best

CONTINUED ➔





ABOUT OSG

DRILLING

THREADING

MILLING

HOLDERS

INDEX

List	Item	Brand & List Name	Size Range	Features	Product Page	Tech Page
------	------	-------------------	------------	----------	--------------	-----------

Square End (Continued)

3620		EXOCARB® WXL-2D-DE	1/16" - 3/4"		856	1357
3721		EXOCARB® WXL-2D-DE	0.10 - 20.00mm		857	1358-1359
3621		EXOCARB® WXL-3D-DE	1/16" - 3/4"		858	1357
3722		EXOCARB® WXL-3D-DE	0.10 - 20.00mm		859	1360-1361
3723		EXOCARB® WXL-4D-DE	0.20 - 12.00mm		860	1362-1363
3791		EXOCARB® WXL-LN-EDS	0.20 - 5.00mm	Long Neck, Rib Processing 	861-862	1364-1367
3604		EXOCARB® WXL-EMS	1/16" - 1"		863	1368
3704		EXOCARB® WXL-EMS	1.00 - 12.00mm		864	1369
3794		EXOCARB® WXL-LN-EMS	1.00 - 3.00mm	Long Neck, Rib Processing 	865	1370-1371
3642		EXOCARB® WXL-EML	1/16" - 5/8"		866	1372
3742		EXOCARB® WXL-EML	3.00 - 26.00mm		867	1372
9140		EXOCARB® MAX HARD-EMS	3.00 - 12.00mm		868	1373
2100		EXOCARB® AERO UVX-TI-SFL	1/2" - 1-1/4"		869	1374
2102		EXOCARB® AERO UVX-TI-LN-SFL	1/2" - 1-1/4"	Reduced Neck 	870	1374
2104		EXOCARB® AERO UVX-TI-LN-SFL	12.00 - 25.00mm	Reduced Neck 	871	1375
2873		EXOCARB® AERO-ETS	1/2" - 1"		872	1376
2973		EXOCARB® AERO-ETS	12.00 - 25.00mm		873	1376
2874		EXOCARB® AERO-O-ETS	5/8" - 1"		874	1376
2974		EXOCARB® AERO-O-ETS	20.00 - 25.00mm		875	1377
2843		EXOCARB® AERO-ETL	1/2" - 1"		876	1377
2943		EXOCARB® AERO-ETL	12.00 - 20.00mm		877	1377
2853		EXOCARB® AERO-ETXL	3/4"		878	1378
2953		EXOCARB® AERO-ETXL	20.00mm		879	1378
2022		EXOCARB® AERO BLIZZARD	1/8" - 1"		880	1379
2023		EXOCARB® AERO BLIZZARD	1/4" - 1"	Reduced Neck 	881	1379



List No.	P					M			K	N		S		H			
	Steel					Stainless Steel			Cast Iron	Non-Ferrous		HRSA		Hardened Steel			
	Carbon Steel			Alloy Steel	Die Steel					Aluminum		Nickel Alloy	Titanium				
	Low	Medium	High			6061	Casting	Inconel		6Al4V (30 HRC)	~35 HRC			35-45 HRC	45-50 HRC	50-70 HRC	
1010	1018	1035	1045	1065	4140	4340	300	400	17-4 PH	7075							

Square End (Continued)

3620	⊙	⊙	⊙	⊙	⊙	⊙	⊙	⊙	⊙	○	○	○	○	⊙	⊙	⊙	○
3721	⊙	⊙	⊙	⊙	⊙	⊙	⊙	⊙	⊙	○	○	○	○	⊙	⊙	⊙	○
3621	⊙	⊙	⊙	⊙	⊙	⊙	⊙	⊙	⊙	○	○	○	○	⊙	⊙	⊙	○
3722	⊙	⊙	⊙	⊙	⊙	⊙	⊙	⊙	⊙	○	○	○	○	⊙	⊙	⊙	○
3723	⊙	⊙	⊙	⊙	⊙	⊙	⊙	⊙	⊙	○	○	○	○	⊙	⊙	⊙	○
3791	⊙	⊙	⊙	⊙	⊙	○	○	○	⊙	○	○	○	○	⊙	⊙	○	
3604	⊙	⊙	⊙	⊙	⊙	⊙	⊙	⊙	⊙	○	○	○	○	⊙	⊙	○	
3704	⊙	⊙	⊙	⊙	⊙	⊙	⊙	⊙	⊙	○	○	○	○	⊙	⊙	○	
3794	⊙	⊙	⊙	⊙	⊙	○	○	○	⊙	○	○	○	○	⊙	⊙	○	
3642	⊙	⊙	⊙	⊙	⊙	⊙	⊙	⊙	⊙	○	○	○	○	⊙	⊙	○	
3742	⊙	⊙	⊙	⊙	⊙	⊙	⊙	⊙	⊙	○	○	○	○	⊙	⊙	○	
9140	⊙	⊙	⊙	⊙	⊙	○	○	○	⊙			○	○	⊙	⊙	⊙	⊙
2100						○	○	○					⊙				
2102						○	○	○					⊙				
2104						○	○	○					⊙				
2873										⊙	⊙						
2973										⊙	⊙						
2874										⊙	⊙						
2974										⊙	⊙						
2843										⊙	⊙						
2943										⊙	⊙						
2853										⊙	⊙						
2953										⊙	⊙						
2022										⊙	⊙						
2023										⊙	⊙						

○ good ⊙ best

CONTINUED 





ABOUT OSG

DRILLING

THREADING

MILLING

HOLDERS

INDEX

List	Item	Brand & List Name	Size Range	Features	Product Page	Tech Page
------	------	-------------------	------------	----------	--------------	-----------

Square End (Continued)

2024		EXOCARB® AERO BLIZZARD	1/4" - 1"	Reduced Neck		882	1379
2043		EXOCARB® AERO BLIZZARD	1/4" - 1"			883	1381
2048		EXOCARB® AERO BLIZZARD	1/4" - 1"	Reduced Neck		884	1381
8120		EXOCARB® AERO CA-RG-EDS	1.00 - 16.00mm			885	1382
7020		EXOCARB® DIAMOND SQ	1/64" - 1/2"			886	1383
7120		EXOCARB® DIAMOND D-RG-EDS	1.00 - 12.00mm			887	1383
7040		EXOCARB® DIAMOND D-GF-EMS	1/16" - 1/2"			888	1383
7140		EXOCARB® DIAMOND SQ	0.50 - 12.00mm			889	1383
7041		EXOCARB® DIAMOND D-GF-EML	1/8" - 1/2"			890	1383
7042		EXOCARB® DIAMOND LS-SQ	1/16" - 1/2"	Long Shank		891	1383
7440		EXOCARB® DG-EML	1/32" - 1/2"			892	1384
7441		EXOCARB® DG-LN-EML	1/32" - 1/4"			893	1385
VG441		HY-PRO® CARB VGX SQ	1/8" - 1"			894-895	1386
VG464		HY-PRO® CARB VGX LS-SQ/CF	1/4" - 1"	Extended Length		896	1387
VGM3-AL		HY-PRO® CARB VGM3-AL	1/8" - 1"			897	1388
VGM5		HY-PRO® CARB VGM5	1/8" - 1"			898-903	1389
VGM5-LN		HY-PRO® CARB VGM5-LN	1/8" - 1"	Long Neck		904-907	1390
VGM6		HY-PRO® CARB VGM6	1/4" - 1"			908-909	1391
VGM7		HY-PRO® CARB VGM7	1/4" - 1"			910-912	1392
HP421		HY-PRO® CARB SQ	3/64" - 1" 1.00 - 25.00mm			913	1393-1397
HP460		HY-PRO® CARB HIGH HELIX	1/8" - 1" 3.00 - 25.00mm	High Helix		914	1394-1397
HP441		HY-PRO® CARB SQ	3/64" - 1" 1.00 - 25.00mm			915	1398-1399
HP400		HY-PRO® CARB ROUGHER	1/4" - 1" 3.00 - 25.00mm			916	1400-1401
412		OSG STANDARD CARBIDE SQ	1/32" - 3/4" 1.00 - 12.00mm			917	1402-1405



List No.	P					M			K	N		S		H			
	Steel					Stainless Steel			Cast Iron	Non-Ferrous		HRSA		Hardened Steel			
	Carbon Steel			Alloy Steel	Die Steel					Aluminum		Nickel Alloy	Titanium				
	Low	Medium	High			6061	Casting	Inconel		6Al4V (30 HRC)							
1010	1035	1065	4140	4340	300	400	17-4 PH	7075				~35 HRC	35-45 HRC	45-50 HRC	50-70 HRC		

Square End (Continued)

2024										⊙	⊙						
2043										⊙	⊙						
2048										⊙	⊙						
8120										⊙	⊙						
7020										⊙	⊙						
7120										⊙	⊙						
7040										⊙	⊙						
7140										⊙	⊙						
7041										⊙	⊙						
7042										⊙	⊙						
7440																	
7441																	
VG441	⊙	⊙	⊙	⊙	⊙	⊙	⊙	⊙	⊙			⊙	⊙	⊙	⊙	○	
VG464	⊙	⊙	⊙	⊙	⊙	⊙	⊙	⊙	⊙			⊙	⊙	⊙	⊙	○	
VGM3-AL										⊙	⊙						
VGM5	⊙	⊙	⊙	⊙	⊙	⊙	⊙	⊙	⊙			⊙	⊙	⊙	○		
VGM5-LN	⊙	⊙	⊙	⊙	⊙	⊙	⊙	⊙	⊙			⊙	⊙	⊙	○		
VGM6	⊙	⊙	⊙	⊙	⊙	⊙	⊙	⊙	⊙			⊙	⊙	⊙	○		
VGM7	⊙	⊙	⊙	⊙	⊙	⊙	⊙	⊙	⊙			⊙	⊙	⊙	○		
HP421	○	○	○	○	○	○	○	○	○			○	○	○	○	○	
HP460	○	○	○	○	○	○	○	○	○			○	○	○	○	○	
HP441	○	○	○	○	○	○	○	○	○			○	○	○	○	○	
HP400	○	○	○	○	○	○	○	○	○			○	○	○	○	○	
412	○	○	○	○	○	○	○	○	○	○	○			○	○	○	

○ good ⊙ best

ABOUT OSG

DRILLING

THREADING

MILLING

HOLDERS

INDEX

CONTINUED 





ABOUT OSG

DRILLING

THREADING

MILLING

HOLDERS

INDEX

List	Item	Brand & List Name	Size Range	Features	Product Page	Tech Page
------	------	-------------------	------------	----------	--------------	-----------

Square End (Continued)

414		OSG STANDARD CARBIDE SQ	1/32" - 3/4" 1mm-12mm	Carbide BR TiAlN	918-919	1406-1407
402		OSG STANDARD CARBIDE SQ	1/32" - 1" 0.50 - 25mm	Carbide BR TiAlN TiCN	920-922	1402-1405
403		OSG STANDARD CARBIDE SQ	1/16" - 1" 1.00 - 25.00mm	Carbide BR TiAlN	923-925	1402-1405
404		OSG STANDARD CARBIDE SQ	1/32" - 1" 1.00 - 25.00mm	Carbide BR TiAlN	926-928	1406-1407
447		OSG STANDARD CARBIDE LHS/RHC	1/16" - 1"	LHS/RHC Carbide BR TiAlN	929	1406-1407
462		OSG STANDARD CARBIDE SQ	1/8" - 1" 3.00 - 25.00mm	Carbide BR TiAlN TiCN	930	1402-1405
464		OSG STANDARD CARBIDE SQ	1/8" - 1" 3.00 - 25.00mm	Carbide BR TiAlN TiCN	931	1406-1407
482		OSG STANDARD CARBIDE SQ	1/8" - 1" 3.00 - 25.00mm	Carbide BR TiAlN TiCN	932	1402-1405
484		OSG STANDARD CARBIDE SQ	1/8" - 1" 3.00 - 25.00mm	Carbide BR TiAlN TiCN	933-934	1406-1407
415		OSG STANDARD CARBIDE TOUGHY MILLS	1/8" - 1"	Standard Cut Carbide BR	935	-
424		OSG STANDARD CARBIDE DOUBLE END SQ	1/32" - 1/2"	Carbide BR TiAlN	936	1406-1407
444		OSG STANDARD CARBIDE DOUBLE END SQ	1/8" - 1/2"	Carbide BR TiAlN	937	1406-1407
673		EXOMINI VC-10 TIN-CPM-M-EDL	1/32" - 3/16"	VC10 TiN	938	1408-1409
676		EXOMINI VC-10 TIN-CPM-M-EMS	1/16" - 3/16"	VC10 TiN	939	1410-1411
677		EXOMINI VC-10 TIN-CPM-M-EML	1/16" - 3/16"	VC10 TiN	940	1410-1411
620		EXOMILL VC-10 CPM-EDS	1/8" - 1-1/2"	VC10 BR	941	1408-1409
641		EXOMILL VC-10 CPM-CC-EMS	1/8" - 2"	VC10 BR	942	1410-1411
646		EXOMILL VC-10 CPM-CC-EML	1/4" - 2"	VC10 BR	943	1410-1411
660		EXOMILL VC-10 CPM-EHS	1/4" - 1"	High Helix VC10 BR	944	1412
690		EXOTIN EXO-TIN-EX-REE	1/4" - 2"	HSSE TiN ROUGH	945	1413
573		HY-PRO V EDS	1/8" - 1"	HSSE BR TiCN	946	1414
574		HY-PRO V CC-EMS	1/8" - 1"	HSSE BR TiCN	947-948	1414-1415
520		OSG COBALT HSS SQ	1/8" - 2"	HSS-Co BR TiN	949	1408-1409
580		OSG COBALT HSS EDS	3.00 - 50.00mm	HSS-Co BR	950	1416
525		OSG COBALT HSS EDL	3/8" - 2"	HSS-Co BR	951	1408-1409
527		OSG COBALT HSS LS-EDS	1/8" - 1-1/4"	Reduced Neck HSS-Co BR	952	1408-1409





List No.	P					M			K	N		S		H			
	Steel					Stainless Steel			Cast Iron	Non-Ferrous		HRSA		Hardened Steel			
	Carbon Steel			Alloy Steel	Die Steel					Aluminum		Nickel Alloy	Titanium				
	Low	Medium	High			6061	Casting	7075		Inconel	6Al4V (30 HRC)						
1010	1035	1065	4140	4340	300	400	17-4 PH	6061	7075	Casting	Inconel	6Al4V (30 HRC)	~35 HRC	35-45 HRC	45-50 HRC	50-70 HRC	

Square End (Continued)

414	○	○	○	○	○	○	○		○	○	○			○	○	○	
402	○	○	○	○	○	○	○		○	○	○			○	○		
403	○	○	○	○	○	○	○		○	○	○			○	○	○	
404	○	○	○	○	○	○	○		○	○	○			○	○	○	
447	○	○	○	○		○	○		○	○	○			○	○	○	
462	○	○	○	○	○	○	○		○	○	○			○	○	○	
464	○	○	○	○	○	○	○		○	○	○			○	○	○	○
482	○	○	○						○	○	○			○			
484	○	○	○	○	○	○	○		○	○	○			○	○		
415			○	○										○	○	○	
424	○	○	○	○	○	○	○		○	○	○			○	○	○	
444	○	○	○	○	○	○	○		○	○	○			○	○	○	
673	○	○	○	⊗	⊗	⊗	⊗	⊗	○	○	○		○	⊗	○		
676	○	○	○	⊗	⊗	⊗	⊗	⊗	○	○	○		○	⊗	○		
677	○	○	○	⊗	⊗	⊗	⊗	⊗	○	○	○		○	⊗	○		
620	○	○	○	⊗	⊗	⊗	⊗	⊗	⊗	○	○		○	⊗	○		
641	○	○	○	⊗	⊗	⊗	⊗	⊗	⊗	○	○		○	⊗	○		
646	○	○	○	⊗	⊗	⊗	⊗	⊗	○	○	○		○	⊗	○		
660	○	○	○	⊗	⊗	⊗	⊗	⊗	○	○	○		○	○			
690	○	○	○	○	○	○	○	○	○	○	○		○	⊗	○		
573	⊗	⊗	⊗	⊗	⊗	○	○		⊗	⊗	⊗		○	○	○		
574	⊗	⊗	⊗	⊗	⊗	○	○		⊗	⊗	⊗		○	○	○		
520	⊗	⊗	○	○	○	○	○	○	○	○	○		○	○	○		
580	⊗	⊗	○	○	○	○	○	○	○	○	○		○	○	○		
525	⊗	⊗	○	○	○	○	○	○	○	○	○		○	○	○		
527	⊗	⊗	○	○	○	○	○	○	○	○	○		○	○	○		

○ good ⊗ best

CONTINUED





ABOUT OSG

DRILLING

THREADING

MILLING

HOLDERS

INDEX

List	Item	Brand & List Name	Size Range	Features	Product Page	Tech Page
------	------	-------------------	------------	----------	--------------	-----------

Square End (Continued)

530		OSG COBALT HSS AL-EDS	1/4" - 2"	High Helix	Inch	HSS-Co	BR		STUB	REG	953	1408-1409	
535		OSG COBALT HSS AL-EDL	1/4" - 2"	High Helix	Inch	HSS-Co	BR		REG	LONG	954	1408-1409	
531		OSG COBALT HSS ETS	1/8" - 2"		Inch	HSS-Co	BR		STUB	REG	955	1417	
581		OSG COBALT HSS CE-EMS	3.00 - 45.00mm		Metric	HSS-Co	BR		STUB	REG	956	1418	
536		OSG COBALT HSS ETL	1/4" - 2"		Inch	HSS-Co	BR		REG	LONG	957	1417	
541		OSG COBALT HSS SQ	1/8" - 2"		Inch	HSS-Co	BR		TiAlN	TiCN	TiN	958-959	1410-1411
548		OSG COBALT HSS CC-EMN	5/8" - 1-1/2"		Inch	HSS-Co	BR		TiCN		960	1410-1411	
546		OSG COBALT HSS CC-EML	1/4" - 2"		Inch	HSS-Co	BR		TiCN		961	1410-1411	
558		OSG COBALT HSS CC-EXML	1/4" - 2"		Inch	HSS-Co	BR		TiCN		962	1410-1411	
540		OSG COBALT HSS SQ	1/8" - 2"		Inch	HSS-Co	BR		TiN		963-964	1410-1411	
547		OSG COBALT HSS CC-EMS	1" - 2"		Inch	HSS-Co	BR				965	1410-1411	
545		OSG COBALT HSS EML	1/4" - 2"		Inch	HSS-Co	BR				966	1410-1411	
557		OSG COBALT HSS CE-EXML	1/4" - 2"		Inch	HSS-Co	BR				967	1410-1411	
450		OSG COBALT HSS EX-REEF	3/16" - 2"		Inch	HSS-Co	BR		TiCN	FINE ROUGH	968	1419	
455		OSG COBALT HSS ROUGHER SQ	1/4" - 2"		Inch	HSS-Co	TiAlN	TiCN	FINE ROUGH		969-970	1420	
420		OSG COBALT HSS ROUGHER SQ	1/4" - 1-1/2"		Inch	HSS-Co	BR		FINE ROUGH		971	1419	
460		OSG COBALT HSS ROUGHER SQ	7/16" - 1-1/2"		Inch	HSS-Co	BR		FINE ROUGH		972	1421	
410		OSG COBALT HSS ROUGHER SQ	1/2" - 1"		Inch	HSS-Co	BR		ROUGH		973	1422	
430E		OSG COBALT HSS ROUGHER SQ	3/8" - 1-1/2"		Inch	HSS-Co	BR		ROUGH		974	1423	
490		OSG COBALT HSS ROUGHER SQ	1/4" - 2"		Inch	HSS-Co	BR		ROUGH		975	1422	
470		OSG COBALT HSS CC-RFE	1/4" - 2"		Inch	HSS-Co	BR		ROUGH FINISH		976	1424	
522		OSG COBALT HSS DOUBLE END SQ	1/8" - 1"		Inch	HSS-Co	BR		TiN		977-978	1408-1409	
582		OSG COBALT HSS DOUBLE END DDE	1.00 - 25.00mm		Metric	HSS-Co	BR				979	1416	
532		OSG COBALT HSS DOUBLE END TDE	1/8" - 1"		Inch	HSS-Co	BR				980	1417	
542		OSG COBALT HSS DOUBLE END SQ	1/8" - 1"		Inch	HSS-Co	BR		TiN		981	1410-1411	
543		OSG COBALT HSS DOUBLE END SQ	1/8" - 1"		Inch	HSS-Co	BR				982	1410-1411	





List No.	P					M			K	N		S		H			
	Steel					Stainless Steel			Cast Iron	Non-Ferrous		HRSA		Hardened Steel			
	Carbon Steel			Alloy Steel	Die Steel					Aluminum		Nickel Alloy	Titanium				
	Low	Medium	High			6061	Casting	Inconel		6Al4V (30 HRC)							
1010	1035	1065	4140	4340	300	400	17-4 PH	7075				~35 HRC	35-45 HRC	45-50 HRC	50-70 HRC		

Square End (Continued)

530	○					○	○			⊙	⊙						
535	○					○	○			⊙	⊙						
531	⊙	⊙	⊙	⊙	⊙	○	○	○	○	○	○		○	○	○		
581	⊙	⊙	⊙	⊙	⊙	○	○	○	○	○	○		○	○	○		
536	⊙	⊙	⊙	⊙	⊙	○	○	○	○	○	○		○	○	○		
541	⊙	⊙	⊙	⊙	⊙	○	○	○	○	○	○		○	○	○		
548	⊙	⊙	⊙	⊙	⊙	○	○	○	○	○	○		○	○	○		
546	⊙	⊙	⊙	⊙	⊙	○	○	○	○	○	○		○	○	○		
558	⊙	⊙	⊙	⊙	⊙	○	○	○	○	○	○		○	○	○		
540	⊙	⊙	⊙	⊙	⊙	○	○	○	○	○	○		○	○	○		
547	⊙	⊙	⊙	⊙	⊙	○	○	○	○	○	○		○	○	○		
545	⊙	⊙	⊙	⊙	⊙	○	○	○	○	○	○		○	○	○		
557	⊙	⊙	⊙	⊙	⊙	○	○	○	○	○	○		○	○	○		
450	○	○	○	○	○	⊙	○	○	○		○		○	○	○		
455	○	○	○	○	○	⊙	⊙	○	○		○		○	⊙	○		
420	○	○	○	○	○	⊙	○	○	○		○		○	○	○		
460	○	○	○	○	○	⊙	○	○	○		○		○	○	○		
410	○	○	○	○	○	○	○	○	○		○		○	○			
430E										⊙	⊙						
490	○	○	○	○	○	○	○	○	○	○	○		○	○			
470	○	○	○	○	○	○	○	○	○	○	○		○	○			
522	⊙	⊙	○	○	○	○	○	○	○	○	○		○	○	○		
582	⊙	⊙	○	○	○	○	○	○	○	○	○		○	○	○		
532	⊙	⊙	⊙	⊙	⊙	○	○	○	○	○	○		○	○	○		
542	⊙	⊙	⊙	⊙	⊙	○	○	○	○	○	○		○	○	○		
543	⊙	⊙	⊙	⊙	⊙	○	○	○	○	○	○		○	○	○		

○ good ⊙ best

CONTINUED ➔





List	Item	Brand & List Name	Size Range	Features	Product Page	Tech Page
------	------	-------------------	------------	----------	--------------	-----------

Square End (Continued)

562		OSG COBAL HSS DOUBLE END M-DDE	1/32" - 3/16"	Miniature	HSS-Co	983	-
563		OSG COBAL HSS DOUBLE END M-DDE	1/32" - 3/16"	Miniature	HSS-Co	984	-
564		OSG COBAL HSS DOUBLE END M-DDEL	1/16" - 3/16"	Miniature	HSS-Co	985	-
566		OSG COBAL HSS DOUBLE END M-FDE	1/16" - 3/16"	Miniature	HSS-Co	986	-
567		OSG COBAL HSS DOUBLE END M-FDE	1/16" - 3/16"	Miniature	HSS-Co	987	-
568		OSG COBAL HSS DOUBLE END M-FDEL	1/16" - 3/16"	Miniature	HSS-Co	988	-

Corner Radius & Corner Chamfer

8210		A Brand AE-CR-VMS	3/16" - 1"		CARBIDE	989	1425-1426
8215		A Brand AE-CR-VMS	3.00 - 12.00mm		CARBIDE	990	1425-1426
8220		A Brand AE-LN-CR-VMS	1/4" - 1"	Long Neck, Long Reach	CARBIDE	991	1427
8271		A Brand AE-CR-VML	1/4" - 1/2"		NEW CARBIDE	992	1340-1343
8277		A Brand AE-CR-VML	6.00 - 12.00mm		NEW CARBIDE	993	1340-1343
8246		A Brand AE-CR-VMFE	6.00 - 12.00mm		NEW CARBIDE	994	1344
8470		A Brand AE-CR-MS-H	1/16" - 1"		NEW CARBIDE	995	1348-1349
8570		A Brand AE-CR-MS-H	3.00 - 12.00mm		NEW CARBIDE	996	1348-1349
8592		A Brand AE-CPR4-H	0.20 - 4.00mm		NEW CARBIDE	997-1000	1428-1430
8870		A Brand AE-CR-VTS-N	1/8" - 1/2"	Reduced Neck	NEW CARBIDE	1001	1351-1352
8970		A Brand AE-CR-VTS-N	3.00 - 12.00mm	Reduced Neck	NEW CARBIDE	1002	1351-1352
9592		EXO PRO PHX-LN-CRE	0.80 - 3.00mm	Pencil & Long Neck, Rib Processing	CARBIDE	1003	1431
9575		EXO PRO PHX-DFR	6.00 - 20.00mm	Deep Feed	CARBIDE	1004	1432-1433
9576		EXO PRO PHX-LN-DFR	4.00 - 16.00mm	Long Neck, Deep Feed	CARBIDE	1005	1432-1433
9580		EXO PRO PHX-PC-DFR	2.00 - 12.00mm	Pencil Neck, Deep Feed	CARBIDE	1006-1007	1432-1433
2055		EXO PRO UVX-Ni	1/4" - 1"		CARBIDE	1008	1434
3770		EXOCARB WXL-CR-EDS	0.60 - 12.00mm		CARBIDE	1009	1435
3670		EXOCARB WXL-CR-EMS	1/16" - 1"		CARBIDE	1010	1436
3771		EXOCARB WXL-CR-PHS	3.00 - 12.00mm		CARBIDE	1011	1437



List No.	P					M			K	N		S		H			
	Steel					Stainless Steel			Cast Iron	Non-Ferrous		HRSA		Hardened Steel			
	Carbon Steel			Alloy Steel	Die Steel					Aluminum		Nickel Alloy	Titanium				
	Low	Medium	High			6061	Casting	Inconel		6Al4V (30 HRC)							
1010	1035	1065	4140	4340	300	400	17-4 PH	7075				~35 HRC	35-45 HRC	45-50 HRC	50-70 HRC		

Square End (Continued)

562	⊙	⊙	○	○	○	○	○	○	○	○	○		○	○	○		
563	⊙	⊙	○	○	○	○	○	○	○	○	○		○	○	○		
564	⊙	⊙	○	○	○	○	○	○	○	○	○		○	○	○		
566	⊙	⊙	⊙	○	○	○	○	○	○	○	○		○	○	○		
567	⊙	⊙	⊙	○	○	○	○	○	○	○	○		○	○	○		
568	⊙	⊙	⊙	○	○	○	○	○	○	○	○		○	○	○		

Corner Radius & Corner Chamfer

8210	⊙	⊙	⊙	⊙	⊙	⊙	⊙	⊙	⊙	○	○	○	○	⊙	⊙	○	
8215	⊙	⊙	⊙	⊙	⊙	⊙	⊙	⊙	⊙	○	○	○	○	⊙	⊙	○	
8220	⊙	⊙	⊙	⊙	⊙	⊙	⊙	⊙	⊙	○	○	○	○	⊙	⊙	○	
8271	⊙	⊙	⊙	⊙	⊙	⊙	⊙	⊙	⊙	○	○	○	○	⊙	⊙	○	○
8277	⊙	⊙	⊙	⊙	⊙	⊙	⊙	⊙	⊙	○	○	○	○	⊙	⊙	○	○
8246	⊙	⊙	○	⊙	⊙	⊙	⊙	⊙	⊙	○	○	○	○	⊙	○		
8470				○	○									○	○	⊙	⊙
8570				○	○									○	○	⊙	⊙
8592				○	○									○	○	⊙	⊙
8870										⊙	⊙						
8970										⊙	⊙						
9592	○	○	○	○	○									○	⊙	⊙	○
9575	⊙	⊙	⊙	⊙	⊙	○	○	○	○					⊙	⊙	⊙	○
9576	⊙	⊙	⊙	⊙	⊙	○	○	○	○					⊙	⊙	⊙	○
9580	⊙	⊙	⊙	⊙	⊙	○	○	○	○					⊙	⊙	⊙	○
2055						○	○	○						⊙		○	
3770	⊙	⊙	⊙	⊙	⊙	⊙	⊙	⊙	⊙	○	○	○	○	⊙	⊙	⊙	○
3670	⊙	⊙	⊙	⊙	⊙	⊙	⊙	⊙	⊙	○	○	○	○	⊙	⊙	○	
3771	⊙	⊙	⊙	⊙	⊙	⊙	⊙	⊙	⊙	○	○	○	○	⊙	⊙	⊙	○

○ good ⊙ best

CONTINUED 





ABOUT OSG

DRILLING

THREADING

MILLING

HOLDERS

INDEX

List	Item	Brand & List Name	Size Range	Features	Product Page	Tech Page
------	------	-------------------	------------	----------	--------------	-----------

Corner Radius & Corner Chamfer (Continued)

4445		EXOCARB® WXL-CR-EHS	1/8" - 1/2"	High Helix	CARBIDE WXL REG	1012	1438
4592		EXOCARB® WXS-CPR	0.40 - 3.00mm	Long Neck, Rib Processing	CARBIDE WXS STUB	1013-1015	1439
4471		EXOCARB® WXS-PKE	1/16" - 1/2"	Reduced Neck	CARBIDE WXS STUB	1016	1440
4571		EXOCARB® WXS-PKE	3.00 - 12.00mm	Reduced Neck	CARBIDE WXS STUB	1017	1441
4470		EXOCARB® WXS-CRE	1/8" - 1/2"	High Feed	CARBIDE WXS STUB	1018	1442
4570		EXOCARB® WXS-CRE	2.00 - 13.00mm	High Feed	CARBIDE WXS STUB	1019	1443
4472		EXOCARB® WXS-CRE	1/8" - 1/2"	High Feed	CARBIDE WXS STUB	1020	1444
4572		EXOCARB® WXS-CRE	2.00 - 12.00mm	High Feed	CARBIDE WXS STUB	1021	1445
4670		EXOCARB® AM-CRE	1/4" - 1/2"		CARBIDE DUREY STUB	1022	1446
4770		EXOCARB® AM-CRE	6.00 - 20.00mm		CARBIDE DUREY STUB	1023	1446
4970		EXOCARB® AM-HFC	4.00 - 12.00mm	High Feed Radius	CARBIDE DUREY REG	1024	1447-1448
9144		EXOCARB® MAX HARD-EMS	6.00 - 12.00mm		CARBIDE WXS REG	1025	1373
9181		EXOCARB® MAX CBN-SXR	0.50 - 3.00mm		CBN BR STUB	1026	1449
9182		EXOCARB® MAX CBN-LN-SXR	0.50 - 3.00mm	Long Neck	CBN BR STUB	1027	1450
3815		EXOCARB® AERO SI-WC-RESF	1/4" - 1"	Low Helix	CARBIDE WXL ROUGH REG	1028	1451
3915		EXOCARB® AERO SI-WC-RESF	6.00 - 25.00mm	Low Helix	CARBIDE WXL ROUGH STUB REG	1029	1451
3820		EXOCARB® AERO SI-WC-RESF	1/4" - 1"	High Helix	CARBIDE WXL ROUGH REG	1030	1451
3920		EXOCARB® AERO SI-WC-RESF	6.00 - 25.00mm	High Helix	CARBIDE WXL ROUGH STUB REG	1031	1451
3825		EXOCARB® AERO SI-WC-LN-RESF	1/4" - 1"	Low Helix, Long Neck	CARBIDE WXL ROUGH REG	1032	1451
3830		EXOCARB® AERO SI-WC-LN-RESF	1/4" - 1"	High Helix, Long Neck	CARBIDE WXL ROUGH REG	1033	1451
2015		EXOCARB® AERO ROUGHER	1/4" - 1"		CARBIDE TIAN ROUGH STUB REG	1034	1452
2106		EXOCARB® AERO UVX-TI-CR-5FL	1/2" - 1-1/4"		CARBIDE EXO STUB REG LONG	1035	1374
2108		EXOCARB® AERO UVX-TI-LN-CR-5FL	1/2" - 1-1/4"	Reduced Neck	CARBIDE EXO STUB REG	1036	1374
2110		EXOCARB® AERO UVX-TI-LN-CR-5FL	12.00 - 20.00mm	Reduced Neck	CARBIDE EXO STUB REG	1037	1375
2080		EXOCARB® AERO HFC-TI	5/8" - 1"	High Feed Radius	CARBIDE BR STUB	1038	1453
2081		EXOCARB® AERO HFC-TI	16.00 - 25.00mm	High Feed Radius	CARBIDE BR STUB	1039	1453





List No.	P					M			K	N		S		H			
	Steel					Stainless Steel			Cast Iron	Non-Ferrous		HRSA		Hardened Steel			
	Carbon Steel			Alloy Steel	Die Steel					Aluminum		Nickel Alloy	Titanium				
	Low	Medium	High			6061	Casting	7075			6Al4V (30 HRC)						
1010	1035	1065	4140	4340	300	400	17-4 PH	6061	7075	Casting	Inconel	6Al4V (30 HRC)	~35 HRC	35-45 HRC	45-50 HRC	50-70 HRC	

Corner Radius & Corner Chamfer (Continued)

4445	⊙	⊙	⊙	⊙	⊙	⊙	⊙	⊙	⊙	○	○	○	○	⊙	⊙	⊙	○
4592	⊙	⊙	⊙	⊙	⊙	⊙	⊙	⊙						⊙	⊙	⊙	⊙
4471	⊙	⊙	⊙	⊙	⊙	○	○	○	⊙			○	○	⊙	⊙	⊙	⊙
4571	⊙	⊙	⊙	⊙	⊙	○	○	○	⊙			○	○	⊙	⊙	⊙	⊙
4470	⊙	⊙	⊙	⊙	⊙	○	○	○	⊙					⊙	⊙	⊙	⊙
4570	⊙	⊙	⊙	⊙	⊙	○	○	○	⊙					⊙	⊙	⊙	⊙
4472	⊙	⊙	⊙	⊙	⊙	⊙	○		⊙			○	○	⊙	⊙	⊙	⊙
4572	⊙	⊙	⊙	⊙	⊙	⊙	○		⊙			○	○	⊙	⊙	⊙	⊙
4670						○	○	○				⊙	⊙		⊙	⊙	○
4770						○	○	○				⊙	⊙		⊙	⊙	○
4970						⊙	⊙	⊙				⊙	⊙		○	⊙	⊙
9144	⊙	⊙	⊙	⊙	⊙	○	○	○	⊙			○	○	⊙	⊙	⊙	⊙
9181															○	⊙	⊙
9182															○	⊙	⊙
3815	⊙	⊙	⊙	○	○	○	○	○	⊙	○			○	○			
3915	⊙	⊙	⊙	○	○	○	○	○	⊙	○			○	○			
3820	○	○	○	○	○	⊙	⊙	⊙	○	○			○	⊙	○		
3920	○	○	○	○	○	⊙	⊙	⊙	○	○			○	⊙	○		
3825	⊙	⊙	⊙	○	○	○	○	○	⊙	○			○	○			
3830	○	○	○	○	○	⊙	⊙	⊙	○	○			○	⊙	○		
2015	⊙	⊙	⊙	⊙	⊙	⊙	⊙	⊙	○				⊙	⊙	⊙	○	
2106						○	○	○						⊙			
2108						○	○	○						⊙			
2110						○	○	○						⊙			
2080														⊙			
2081														⊙			

○ good ⊙ best

CONTINUED ➔





ABOUT OSG

DRILLING

THREADING

MILLING

HOLDERS

INDEX

List	Item	Brand & List Name	Size Range	Features	Product Page	Tech Page
------	------	-------------------	------------	----------	--------------	-----------

Corner Radius & Corner Chamfer (Continued)

2863		EXOCARB® AERO-EDS	1/2" - 1"			1040	1454
2963		EXOCARB® AERO-EDS	12.00 - 25.00mm			1041	1454
2873		EXOCARB® AERO-ETS	1/2" - 1"			872	1376
2973		EXOCARB® AERO-ETS	12.00 - 25.00mm			873	1376
2874		EXOCARB® AERO-O-ETS	5/8" - 1"			874	1376
2974		EXOCARB® AERO-O-ETS	20.00 - 25.00mm			875	1377
2843		EXOCARB® AERO-ETL	1/2" - 1"			876	1377
2943		EXOCARB® AERO-ETL	12.00 - 20.00mm			877	1377
2853		EXOCARB® AERO-ETXL	3/4"			878	1378
2953		EXOCARB® AERO-ETXL	20.00mm			879	1378
2022		EXOCARB® AERO BLIZZARD	1/8" - 1"			880	1379
2023		EXOCARB® AERO BLIZZARD	1/4" - 1"	Reduced Neck		881	1379
2024		EXOCARB® AERO BLIZZARD	1/4" - 1"	Reduced Neck		882	1379
2043		EXOCARB® AERO BLIZZARD	1/4" - 1"			883	1381
2048		EXOCARB® AERO BLIZZARD	1/4" - 1"	Reduced Neck		884	1381
7072		EXOCARB® DIAMOND LS-CR	1/8" - 1/2"	Long Shank		1042	1383
7132		EXOCARB® DIAMOND LS-CR	3.00 - 12.00mm	Long Shank		1043	1383
7470		EXOCARB® DG-CR-EML	3/64" - 1/2"		NEW	1044	1455
7471		EXOCARB® DG-LN-CR-EML	1/32" - 1/4"		NEW	1045	1456
VG434		HY-PRO® CARB VGX CR	1/8" - 1"			1046-1047	1386
VG436		HY-PRO® CARB VGX CF	1/8" - 1"			1048	1386
VG446		HY-PRO® CARB VGX LN-CR/CF	1/4" - 1"	Reduced Neck		1049	1387
VG464		HY-PRO® CARB VGX LS-SQ/CF	1/4" - 1"	Extended Length		896	1387



List No.	P					M			K	N		S		H				
	Steel					Stainless Steel			Cast Iron	Non-Ferrous		HRSA		Hardened Steel				
	Carbon Steel			Alloy Steel	Die Steel					Aluminum		Nickel Alloy	Titanium					
	Low	Medium	High			6061	Casting	Inconel		6Al4V (30 HRC)	~35 HRC			35-45 HRC	45-50 HRC	50-70 HRC		
	1010	1035	1065	4140	4340	300	400	17-4 PH	7075									

Corner Radius & Corner Chamfer (Continued)

2863										⊙	⊙							
2963										⊙	⊙							
2873										⊙	⊙							
2973										⊙	⊙							
2874										⊙	⊙							
2974										⊙	⊙							
2843										⊙	⊙							
2943										⊙	⊙							
2853										⊙	⊙							
2953										⊙	⊙							
2022										⊙	⊙							
2023										⊙	⊙							
2024										⊙	⊙							
2043										⊙	⊙							
2048										⊙	⊙							
7072										⊙	⊙							
7132										⊙	⊙							
7470																		
7471																		
VG434	⊙	⊙	⊙	⊙	⊙	⊙	⊙	⊙	⊙			⊙	⊙	⊙	⊙	⊙	○	
VG436	⊙	⊙	⊙	⊙	⊙	⊙	⊙	⊙	⊙			⊙	⊙	⊙	⊙	⊙	○	
VG446	⊙	⊙	⊙	⊙	⊙	⊙	⊙	⊙	⊙			⊙	⊙	⊙	⊙	⊙	○	
VG464	⊙	⊙	⊙	⊙	⊙	⊙	⊙	⊙	⊙			⊙	⊙	⊙	⊙	⊙	○	

○ good ⊙ best

ABOUT OSG

DRILLING

THREADING

MILLING

HOLDERS

INDEX

CONTINUED 





List	Item	Brand & List Name	Size Range	Features	Product Page	Tech Page
------	------	-------------------	------------	----------	--------------	-----------

Corner Radius & Corner Chamfer (Continued)

VGM3-AL		HY-PRO[®] CARB VGM3-AL	1/8" - 1"	NEW	897	1388
VGM5		HY-PRO[®] CARB VGM5	1/8" - 1"	NEW SIZES	898-903	1389
VGM5-LN		HY-PRO[®] CARB VGM5-LN	1/8" - 1"	Long Neck	904-907	1390
VGM6		HY-PRO[®] CARB VGM6	1/4" - 1"		908-909	1391
VGM7		HY-PRO[®] CARB VGM7	1/4" - 1"		910-912	1392
HP432		HY-PRO[®] CARB CR	1/8" - 1" 3.00 - 12.00mm		1050	1457-1460
HP434		HY-PRO[®] CARB CR	1/8" - 1" 3.00 - 12.00mm		1051	1458-1460
496		OSG STANDARD CARBIDE CR	1/8" - 1"		1052	1402-1405

Ball Nose

8410		A Brand AE-BD-H	1/32" - 1/2"		1053	1461-1462
8510		A Brand AE-BD-H	0.20 - 12.00mm		1054	1461-1462
8590		A Brand AE-LNBD-H	0.10 - 6.00mm		1055-1058	1463-1466
8430		A Brand AE-BM-H	1/8" - 1/2"		1059	1467-1470
8530		A Brand AE-BM-H	1.00 - 12.00mm		1060	1467-1470
8990		A Brand AE-LNBD-N	0.10 - 6.00mm	Long Neck, Rib Processing NEW	1061-1062	1471-1472
9510		EXO^{PRO} PHX-DBT	1.00 - 20.00mm	Deep Feed	1063	1473-1474
9590		EXO^{PRO} PHX-LN-DBT	0.60 - 6.00mm	Long Neck	1064	1473-1474
9581		EXO^{PRO} PHX-PC-DBT	1.00 - 12.00mm	Pencil-Neck, Deep Feed	1065-1066	1473-1474
3610		EXOCARB[®] WXL-EBD	1/32" - 1/2"		1067	1475
3710		EXOCARB[®] WXL-EBD	0.10 - 20.00mm		1068	1476
3690		EXOCARB[®] WXL-LN-EBD	1/64" - 1/4"	Long Neck, Rib Processing	1069	1477-1480
3790		EXOCARB[®] WXL-LN-EBD	0.10 - 6.00mm	Long Neck, Rib Processing	1070-1071	1477-1480
3711		EXOCARB[®] WXL-LS-EBD	1.00 - 18.00mm	Long Shank	1072	1481
4413		EXOCARB[®] WXS-EQD	1/16" - 1/2"	Sphere Type	1073	1482
4513		EXOCARB[®] WXS-EQD	1.00 - 12.00mm	Sphere Type	1074	1483
4581		EXOCARB[®] WXS-RB-TPB	1.00 - 2.50mm	Tapered, Rib Processing	1075	1484



List No.	P					M			K	N		S		H			
	Steel					Stainless Steel			Cast Iron	Non-Ferrous		HRSA		Hardened Steel			
	Carbon Steel			Alloy Steel	Die Steel					Aluminum		Nickel Alloy	Titanium				
	Low	Medium	High			6061	Casting	6Al4V (30 HRC)		~35 HRC	35-45 HRC			45-50 HRC	50-70 HRC		
	1010	1035	1065	4140	4340	300	400	17-4 PH	6061	7075	Inconel	6Al4V (30 HRC)	~35 HRC	35-45 HRC	45-50 HRC	50-70 HRC	

Corner Radius & Corner Chamfer (Continued)

VGM3-AL										⊙	⊙						
VGM5	⊙	⊙	⊙	⊙	⊙	⊙	⊙	⊙	⊙			⊙	⊙	⊙	○		
VGM5-LN	⊙	⊙	⊙	⊙	⊙	⊙	⊙	⊙	⊙			⊙	⊙	⊙	○		
VGM6	⊙	⊙	⊙	⊙	⊙	⊙	⊙	⊙	⊙			⊙	⊙	⊙	○		
VGM7	⊙	⊙	⊙	⊙	⊙	⊙	⊙	⊙	⊙			⊙	⊙	⊙	○		
HP432	○	○	○	○	○	○	○	○	○			○	○	○	○	○	
HP434	○	○	○	○	○	○	○	○	○			○	○	○	○	○	
496	○	○	○	○	○	○	○		○	○			○	○	○	○	

Ball Nose

8410				○	○									○	○	⊙	⊙
8510				○	○									○	○	⊙	⊙
8590				○	○									○	○	⊙	⊙
8430				○	○									○	○	⊙	⊙
8530				○	○									○	○	⊙	⊙
8990										⊙	⊙						
9510	⊙	⊙	⊙	⊙	⊙	○	○	○	○					⊙	⊙	⊙	○
9590	⊙	⊙	⊙	⊙	⊙	○	○	○	○					⊙	⊙	⊙	○
9581	⊙	⊙	⊙	⊙	⊙	○	○	○	○					⊙	⊙	⊙	○
3610	⊙	⊙	⊙	⊙	⊙	⊙	⊙	⊙	⊙	○	○	○	○	⊙	⊙	⊙	○
3710	⊙	⊙	⊙	⊙	⊙	⊙	⊙	⊙	⊙	○	○	○	○	⊙	⊙	⊙	○
3690	⊙	⊙	⊙	⊙	⊙	⊙	⊙	⊙	⊙	○	○	○	○	⊙	⊙	⊙	○
3790	⊙	⊙	⊙	⊙	⊙	⊙	⊙	⊙	⊙	○	○	○	○	⊙	⊙	⊙	○
3711	⊙	⊙	⊙	⊙	⊙	⊙	⊙	⊙	⊙	○	○	○	○	⊙	⊙	⊙	○
4413	⊙	⊙	⊙	⊙	⊙	○	○	○	⊙					⊙	⊙	⊙	⊙
4513	⊙	⊙	⊙	⊙	⊙	○	○	○	⊙					⊙	⊙	⊙	⊙
4581	⊙	⊙	⊙	⊙	⊙	○	○	○	⊙					⊙	⊙	⊙	○

○ good ⊙ best

CONTINUED 





ABOUT OSG

DRILLING

THREADING

MILLING

HOLDERS

INDEX

List	Item	Brand & List Name	Size Range	Features	Product Page	Tech Page
------	------	-------------------	------------	----------	--------------	-----------

Ball Nose (Continued)

4630		EXOCARB® AM-EBT	3/32" - 1/2"		InCh	CARBIDE	DUROREY		STUB	1076	1485
4730		EXOCARB® AM-EBT	2.00 - 20.00mm		Metric	CARBIDE	DUROREY		STUB	1077	1485
3785		EXOCARB® VU-TBR	20.00mm	Taper Barrel	Metric	CARBIDE	WXL		STUB	1078	1486-1487
9010		EXOCARB® MAX-BN-EBD	1/32" - 1/2"		InCh	CARBIDE	WXS		STUB	1079	1488
9110		EXOCARB® MAX-BN-EBD	1.00 - 10.00mm		Metric	CARBIDE	WXS		STUB	1080	1488
9011		EXOCARB® MAX-BN-LS-EBD	1/32" - 3/8"	Long Shank	InCh	CARBIDE	WXS		STUB	1081	1488
9111		EXOCARB® MAX-BN-LS-EBD	1.00 - 10.00mm	Long Shank	Metric	CARBIDE	WXS		STUB	1082	1488
9191		EXOCARB® MAX CBN-SXB	0.40 - 3.00mm		Metric	CBN	BR		STUB	1083	1489
9192		EXOCARB® MAX CBN-LN-SXB	0.40 - 3.00mm	Long Neck	Metric	CBN	BR		STUB	1084	1490
2010		EXOCARB® AERO BLIZZARD	1/8" - 1"		InCh	CARBIDE	BR		REG	1085	1491
7010		EXOCARB® DIAMOND D-RG-EDBR	1/32" - 1/2"		InCh	CARBIDE	DIA		REG LONG	1086	1383
7110		EXOCARB® DIAMOND D-RG-EBD	1.00 - 12.00mm		Metric	CARBIDE	DIA		REG LONG	1087	1383
7030		EXOCARB® DIAMOND D-GF-EBMR	1/32" - 1/2"		InCh	CARBIDE	DIA		REG LONG	1088	1383
7031		EXOCARB® DIAMOND D-GF-EBML	3/16" - 1/2"		InCh	CARBIDE	DIA		LONG EXTRA LONG	1089	1383
7032		EXOCARB® DIAMOND LS-BN	1/16" - 1/2"	Long Shank	InCh	CARBIDE	DIA		STUB	1090	1383
7173		EXOCARB® DIAMOND LS-BN	0.50 - 12.00mm	Long Shank	Metric	CARBIDE	DIA		STUB	1091	1383
7230		EXOCARB® DIAMOND DIA-EBDSS	1/64" - 1/4"	High Precision	InCh	CARBIDE	DIA		REG LONG EXTRA LONG	1092	1492
7231		EXOCARB® DIAMOND DIA-LN-EBM	1/64" - 1/4"	High Precision, Long Reach	InCh	CARBIDE	DIA		REG LONG EXTRA LONG	1093	1492
7430		EXOCARB® DG-EBML	1/32" - 1/2"		NEW InCh	CARBIDE	DG		LONG	1094	1493
7431		EXOCARB® DG-LN-EBML	1/32" - 1/4"	Long Neck	NEW InCh	CARBIDE	DG		LONG	1095	1493
VG-441BN		HY-PRO® CARB VGX BN	1/8" - 1-1/4"		InCh	CARBIDE	TiAlN		STUB REG LONG	1096	1494
HP421BN		HY-PRO® CARB BN	3/64" - 1" 1.00 - 25.00mm		InCh Metric	CARBIDE	TiAlN		STUB REG LONG	1097	1495-1496
HP419		HY-PRO® CARB LN-BN	1/32" - 3/16" 0.50 - 6.00mm	Necked	InCh Metric	CARBIDE	TiAlN		STUB	1098	1497-1498
HP418		HY-PRO® CARB PC-BN	3/32" - 3/8" 1.00 - 12.00mm	Pencil Neck	InCh Metric	CARBIDE	TiAlN		STUB REG	1099	1499-1500
HP441BN		HY-PRO® CARB BN	3/64" - 1" 1.00 - 20.00mm		InCh Metric	CARBIDE	TiAlN		STUB REG LONG	1100	1495-1496
412BN		OSG STANDARD CARBIDE BN	1/32" - 3/4" 1.00 - 12.00mm		InCh Metric	CARBIDE	BR TiAlN		STUB REG	1101	1501





List No.	P					M			K	N		S		H			
	Steel					Stainless Steel			Cast Iron	Non-Ferrous		HRSA		Hardened Steel			
	Carbon Steel			Alloy Steel	Die Steel					Aluminum		Nickel Alloy	Titanium				
	Low	Medium	High			6061	Casting	6Al4V (30 HRC)		~35 HRC	35-45 HRC			45-50 HRC	50-70 HRC		
1010	1035	1065	4140	4340	300	400	17-4 PH	7075		Inconel							

Ball Nose (Continued)

4630						○	○	○				⊙	⊙		⊙	⊙	○
4730						○	○	○				⊙	⊙		⊙	⊙	○
3785	⊙	⊙	⊙	⊙	⊙										⊙	⊙	
9010	⊙	⊙	⊙	⊙	⊙	○	○	○	⊙			○	○	⊙	⊙	⊙	⊙
9110	⊙	⊙	⊙	⊙	⊙	○	○	○	⊙			○	○	⊙	⊙	⊙	⊙
9011	⊙	⊙	⊙	⊙	⊙	○	○	○	⊙			○	○	⊙	⊙	⊙	○
9111	⊙	⊙	⊙	⊙	⊙	○	○	○	⊙			○	○	⊙	⊙	⊙	○
9191															○	⊙	⊙
9192															○	⊙	⊙
2010											⊙	⊙					
7010											⊙	⊙					
7110											⊙	⊙					
7030											⊙	⊙					
7031											⊙	⊙					
7032											⊙	⊙					
7173											⊙	⊙					
7230											⊙	⊙					
7231											⊙	⊙					
7430																	
7431																	
VG-441BN	⊙	⊙	⊙	⊙	⊙	⊙	⊙	⊙	⊙			⊙	⊙	⊙	⊙	○	
HP421BN	○	○	○	○	○	○	○	○	○			○	○	○	○	○	
HP419	○	○	○	○	○				○					○	○		
HP418	○	○	○	○	○	○	○	○	○			○	○	○	○		
HP441BN	○	○	○	○	○	○	○	○	○			○	○	○	○	○	
412BN	○	○	○	○	○	○	○		○	○	○			○	○	○	

○ good ⊙ best

CONTINUED ▶





ABOUT OSG

DRILLING

THREADING

MILLING

HOLDERS

INDEX

List	Item	Brand & List Name	Size Range	Features	Product Page	Tech Page
------	------	-------------------	------------	----------	--------------	-----------

Ball Nose (Continued)

402BN		OSG STANDARD CARBIDE BN	1/32" - 1" 0.50 - 25.00mm	CARBIDE BR TiAIN	1102-1104	1501
403BN		OSG STANDARD CARBIDE BN	1/16" - 1" 1.00 - 25.00mm	CARBIDE BR TiAIN	1105-1106	1501
414BN		OSG STANDARD CARBIDE BN	1/32" - 3/4" 1.00 - 12.00mm	CARBIDE BR TiCN TiAIN	1107-1109	1502-1503
404BN		OSG STANDARD CARBIDE BN	1/32" - 1" 1.00 - 25.00mm	CARBIDE BR TiAIN	1110	1502-1503
464BN		OSG STANDARD CARBIDE BN	1/8" - 1" 3.00 - 25.00mm	CARBIDE BR TiCN TiAIN	1111	1502-1503
484BN		OSG STANDARD CARBIDE BN	1/8" - 1" 3.00 - 25.00mm	CARBIDE BR TiAIN	1112	1502-1503
424BN		OSG STANDARD CARBIDE DOUBLE END BN	1/32" - 1/2"	CARBIDE BR TiAIN	1113	1502-1503
621		EXOMILL VC-10 CPM-EBD	1/8" - 1-1/2"	VC10 BR	1114	1504
644		EXOMILL VC-10 CPM-EBM	3/8" - 1-1/2"	VC10 BR	1115	1504
521		OSG COBALT HSS EBD	1/8" - 1-1/2"	HSS-Co BR	1116	1504
526		OSG COBALT HSS LS-EBD	1/8" - 1"	Reduced Neck HSS-Co BR	1117	1504
544		OSG COBALT HSS EBM	3/8" - 1-1/2"	HSS-Co BR	1118	1504
440		OSG COBALT HSS EX-REB	1/2" - 2"	HSS-Co BR ROUGH	1119	1505
523		OSG COBALT HSS DOUBLE END DDEB	1/8" - 1"	HSS-Co BR	1120	1504
570		OSG COBALT HSS DOUBLE END M-DDEB	1/16" - 3/16"	Miniature HSS-Co BR	1121	-
571		OSG COBALT HSS DOUBLE END M-DDEB	1/16" - 3/16"	Miniature HSS-Co BR	1122	-



List No.	P					M			K	N		S		H			
	Steel					Stainless Steel			Cast Iron	Non-Ferrous		HRSA		Hardened Steel			
	Carbon Steel			Alloy Steel	Die Steel					Aluminum		Nickel Alloy	Titanium				
	Low	Medium	High			6061	Casting	Inconel		6Al4V (30 HRC)							
1010	1035	1065	4140	4340	300	400	17-4 PH	7075				~35 HRC	35-45 HRC	45-50 HRC	50-70 HRC		

Ball Nose (Continued)

402BN	○	○	○	○	○	○	○		○	○	○			○	○		
403BN	○	○	○	○	○	○	○		○	○	○			○	○	○	
414BN	○	○	○	○	○	○	○		○	○	○			○	○	○	
404BN	○	○	○	○	○	○	○		○	○	○			○	○	○	
464BN	○	○	○	○	○	○	○		○	○	○			○	○	○	
484BN	○	○	○	○	○	○	○		○	○	○			○	○		
424BN	○	○	○	○	○	○	○		○	○	○			○	○	○	
621	○	○	○	⊙	⊙	⊙	⊙	⊙	⊙	○	○		○	⊙	○		
644	○	○	○	⊙	⊙	⊙	⊙	⊙	⊙	○	○		○	⊙	○		
521	⊙	⊙	○	○	○	○	○	○	○	○	○		○	○	○		
526	⊙	⊙	○	○	○	○	○	○	○	○	○		○	○	○		
544	⊙	⊙	⊙	⊙	⊙	○	○	○	○	○	○		○	○	○		
440	○	○	○	○	○	○	○	○	○	○	○		○	○			
523	⊙	⊙	○	○	○	○	○	○	○	○	○		○	○	○		
570	⊙	⊙	○	○	○	○	○	○	○	○	○		○	○	○		
571	⊙	⊙	○	○	○	○	○	○	○	○	○		○	○	○		

○ good ⊙ best

ABOUT OSG

DRILLING

THREADING

MILLING

HOLDERS

INDEX

CONTINUED 





List	Item	Brand & List Name	Size Range	Features	Product Page	Tech Page
------	------	-------------------	------------	----------	--------------	-----------

Routers

2061		EXO ^{PRO} AERO-BNC	1/8" - 1/2"	Nicked Router	Inch	CARBIDE	BR	DIA		MULTI-LENGTH	1123	1506	
2066		EXO ^{PRO} AERO-HBC	1/8" - 1/2"	30° Compression Router	Inch	CARBIDE	DIA		REG	LONG	1124	1506	
2064		EXO ^{PRO} AERO-HBC 45	1/4" - 1/2"	45° Compression Router	Inch	CARBIDE	DIA		REG	LONG	EXTRA LONG	1125	1506
2068		EXO ^{PRO} AERO-HBC 60	1/4" - 1/2"	60° Compression Router	Inch	CARBIDE	DIA		REG	LONG	EXTRA LONG	1126	1507
2680		EXO ^{PRO} AERO-REC	15/64" - 1/2"	Roughing Router	Inch	CARBIDE	DIA		REG	LONG	1127	1508	
2650		EXO ^{PRO} AERO-MFR	1/4" - 1/2"	Finishing Router	Inch	CARBIDE	DIA		REG	LONG	1128	1509	
668		OSG AERO-HBC 60	1/4" - 1/2"	60° Compression Router	Inch	CARBIDE	BR		REG	LONG	EXTRA LONG	1129	1507
641R		OSG AERO-HFR	3/16" - 1/2"	Roughing Router	Inch	CARBIDE	BR		REG	LONG	EXTRA LONG	1130	1510
640		OSG STANDARD CARBIDE FIBERGLASS ROUTER	1/16" - 1/2"	Fiberglass Routers, Diamond Cut	Inch	CARBIDE	BR		REG	LONG	1131	-	

List	Item	Brand & List Name	Size Range	Features	Product Page	Tech Page
------	------	-------------------	------------	----------	--------------	-----------

Tapered

591		OSG COBALT HSS TPET	1/16" - 5/8"	1° Taper per Side	Inch	HSS-Co	BR		REG	LONG	EXTRA LONG	1132	1511
593		OSG COBALT HSS TPET	1/16" - 5/8"	2° Taper per Side	Inch	HSS-Co	BR		REG	LONG	EXTRA LONG	1133	1512
594		OSG COBALT HSS TPET	3/32" - 1/2"	3° Taper per Side	Inch	HSS-Co	BR		REG	LONG	EXTRA LONG	1134	1512
595		OSG COBALT HSS TPET	3/32" - 1/2"	5° Taper per Side	Inch	HSS-Co	BR		REG	LONG	EXTRA LONG	1135	1513
596		OSG COBALT HSS TPET	5/64" - 1/2"	7° Taper per Side	Inch	HSS-Co	BR		REG	LONG	EXTRA LONG	1136	1513
597		OSG COBALT HSS TPET	3/32" - 1/4"	10° Taper per Side	Inch	HSS-Co	BR		REG	LONG	EXTRA LONG	1137	1514



List No.	Other											
	Carbon Fiber (CFRP)	Glass Fiber (GFRP)	Aramid Fiber (AFRP)	Honeycomb					Carbon/Carbon	Carbon Fiber / Aluminum Stack	Carbon Fiber / Titanium Stack	Carbon Fiber / Al / Ti / CRES Stack
				CFRP/Nomex	GFRP/Nomex	AFRP	CFRP/Al	Al/Al				

Routers

2061	⊙	○		○	○		○	○	⊙			
2066	⊙	⊙	○	○	○	○	○	○				
2064	⊙	⊙	○	○	○	○	○	○				
2068	⊙	⊙	○	⊙	⊙	⊙	⊙	⊙				
2680	⊙	⊙		○	○		○	○	⊙			
2650	⊙	⊙		○	○		○	○	⊙			
668			⊙	⊙	⊙	⊙	⊙	⊙				
641R	⊙	⊙		○	○		○	○	○			
640		○										

○ good ⊙ best

List No.	P					M			K	N		S		H			
	Steel					Stainless Steel			Cast Iron	Non-Ferrous		HRSA		Hardened Steel			
	Carbon Steel			Alloy Steel	Die Steel					Aluminum		Nickel Alloy	Titanium				
	Low	Medium	High			6061	Casting	Inconel	6Al4V (30 HRC)								
	1010	1035	1065	4140	4340	300	400	17-4 PH	6061	7075			~35 HRC	35-45 HRC	45-50 HRC	50-70 HRC	

Tapered

591	○	○	○	⊙	⊙	○	○	○	○	○	○		○	○	○		
593	○	○	○	⊙	⊙	○	○	○	○	○	○		○	○	○		
594	○	○	○	⊙	⊙	○	○	○	○	○	○		○	○	○		
595	○	○	○	⊙	⊙	○	○	○	○	○	○		○	○	○		
596	○	○	○	⊙	⊙	○	○	○	○	○	○		○	○	○		
597	○	○	○	⊙	⊙	○	○	○	○	○	○		○	○	○		

○ good ⊙ best



List	Item	Brand & List Name	Size Range		Product Page	Tech Page
------	------	-------------------	------------	--	--------------	-----------





































































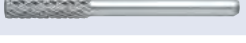







Burrs

801		OSG Carbide Bur SA-Cylindrical	1/8" - 1" 3.00 - 25.00mm		1138	1518
802		OSG Carbide Bur SC-Cylindrical Ball End	1/8" - 3/4" 3.00 - 19.00mm		1139	1518
803		OSG Carbide Bur SF-Round se Tree	1/4" - 3/4" 3.00 - 19.00mm		1140	1518
804		OSG Carbide Bur SG-Pointed Tree	1/4" - 3/4" 6.00 - 19.00mm		1141	1518
805		OSG Carbide Bur SM-Pointed Cone	1/4" - 5/8" 6.00 - 16.00mm		1142	1518
806		OSG Carbide Bur SE-Egg Shape	1/4" - 3/4" 6.00 - 19.00mm		1143	1518
807		OSG Carbide Bur SL-14Deg Included Angle	1/4" - 3/4" 6.00 - 19.00mm		1144	1518
808		OSG Carbide Bur SD-Ball Shape	1/8" - 1" 3.00 - 25.00mm		1145	1518
849		OSG Carbide Bur SK-90Deg Cone	1/4" - 1" 6.00 - 25.00mm		1146	1518
850		OSG Carbide Bur SJ-60Deg Cone	1/4" - 1" 6.00 - 25.00mm		1147	1518
851		OSG Carbide Bur SH-Flame Shape	5/16" - 3/4" 8.00 - 19.00mm		1148	1518
852		OSG Carbide Bur SN-Inverted Taper	1/4" - 3/4" 6.00 - 19.00mm		1149	1518
861		OSG Carbide Bur SA-Cylindrical	3/8" - 1/2" 9.50 - 12.70mm		1150	1518
862		OSG Carbide Bur SC-Cylindrical Ball End	3/8" - 1/2" 9.50 - 12.70mm		1151	1518
863		OSG Carbide Bur SF-Round se Tree	3/8" - 1/2" 9.50 - 12.70mm		1152	1518
867		OSG Carbide Bur SL-14Deg Included Angle	3/8" - 1/2" 9.50 - 12.70mm		1153	1518
868		OSG Carbide Bur SD-Ball Shape	3/8" - 1/2" 9.50 - 12.70mm		1154	1518
901		OSG Carbide Bur SA-Cylindrical	1/8" - 1" 3.00 - 25.00mm		1155	1518
902		OSG Carbide Bur SC-Cylindrical Ball End	1/8" - 3/4" 3.00 - 19.00mm		1156	1518
903		OSG Carbide Bur SF-Round se Tree	1/4" - 3/4" 6.00 - 19.00mm		1157	1518
904		OSG Carbide Bur SG-Pointed Tree	1/4" - 3/4" 6.00 - 19.00mm		1158	1518
905		OSG Carbide Bur SM-Pointed Cone	1/4" - 5/8" 6.00 - 16.00mm		1159	1518
906		OSG Carbide Bur SE-Egg Shape	1/4" - 3/4" 6.00 - 19.00mm		1160	1518
907		OSG Carbide Bur SL-14Deg Included Angle	1/4" - 3/4" 6.00 - 19.00mm		1161	1518
908		OSG Carbide Bur SD-Ball Shape	1/8" - 1" 3.00 - 25.00mm		1162	1518
949		OSG Carbide Bur SK-90Deg Cone	1/4" - 1" 6.00 - 25.00mm		1163	1518
950		OSG Carbide Bur SJ-60Deg Cone	1/4" - 1" 6.00 - 25.00mm		1164	1518



List	Item	Brand & List Name	Size Range								Product Page	Tech Page
------	------	-------------------	------------	--	--	--	--	--	--	--	--------------	-----------

Burrs (Continued)

951		OSG Carbide Bur SH-Flame Shape	5/16" - 3/4" 8.00 - 19.00mm			CARBIDE	BR		EXTRA LONG		1165	1518	
952		OSG Carbide Bur SN-Inverted Taper	1/4" - 3/4" 6.00 - 19.00mm			CARBIDE	BR				1166	1518	
961		OSG Carbide Bur SA-Cylindrical	3/8" - 1/2" 9.50 - 12.70mm			CARBIDE	BR				1167	1518	
962		OSG Carbide Bur SC-Cylindrical Ball End	3/8" - 1/2" 9.50 - 12.70mm			CARBIDE	BR				1168	1518	
963		OSG Carbide Bur SF-Round se Tree	3/8" - 1/2" 9.50 - 12.70mm			CARBIDE	BR				1169	1518	
967		OSG Carbide Bur SL-14Deg Included Angle	3/8" - 1/2" 9.50 - 12.70mm			CARBIDE	BR				1170	1518	
968		OSG Carbide Bur SD-Ball Shape	3/8" - 1/2" 9.50 - 12.70mm			CARBIDE	BR				1171	1518	
881		OSG Carbide Bur SA-Cylindrical	1/4" - 3/4" 6.00 - 19.00mm			CARBIDE	BR		REG	LONG	1172	1518	
882		OSG Carbide Bur SC-Cylindrical Ball End	1/4" - 3/4" 6.00 - 19.00mm			CARBIDE	BR		REG	LONG	1173	1518	
883		OSG Carbide Bur SF-Round se Tree	1/4" - 3/4" 6.00 - 19.00mm			CARBIDE	BR		REG	LONG	1174	1518	
885		OSG Carbide Bur SH-Flame Shape	1/2" - 3/4" 12.70 - 19.00mm			CARBIDE	BR				1175	1518	
886		OSG Carbide Bur SE-Egg Shape	3/8" - 3/4" 9.50 - 19.00mm			CARBIDE	BR				1176	1518	
887		OSG Carbide Bur SL-14Deg Included Angle	3/8" - 3/4" 9.50 - 19.00mm			CARBIDE	BR				1177	1518	
888		OSG Carbide Bur SD-Ball Shape	1/4" - 5/8" 6.00 - 16.00mm			CARBIDE	BR				1178	1518	
800		OSG Carbide Bur Tough Cut	1/16" - 1/8" 1.50 - 3.00mm			CARBIDE	BR		REG	LONG	EXTRA LONG	1179	1518
815		OSG Carbide Bur Tough Cut	1/4" 6.30mm			CARBIDE	BR		REG		1180	1518	
820		OSG Carbide Bur Tough Cut	5/32" - 3/16" 4.00 - 5.00mm			CARBIDE	BR		REG	LONG	1181	1518	
900		OSG Carbide Bur Medium Right Hand Spiral	1/16" - 1/8" 1.50 - 3.0mm			CARBIDE	BR		REG	LONG	EXTRA LONG	1182	1518
915		OSG Carbide Bur Medium Right Hand Spiral	1/4" 6.30mm			CARBIDE	BR		REG		1183	1518	
920		OSG Carbide Bur Medium Right Hand Spiral	5/32" - 3/16" 4.00 - 5.00mm			CARBIDE	BR		REG	LONG	1184	1518	

ABOUT OSG

DRILLING

THREADING

MILLING

HOLDERS

INDEX

CONTINUED 





List	Item	Brand & List Name	Size Range	Features	Product Page	Tech Page
------	------	-------------------	------------	----------	--------------	-----------

Indexable Face Milling Cutters

52700		OSG PHOENIX PAS	2.000 - 6.000"	45° Face Mill, 2-Sided Square Insert, Bore		1185	1525
78020		OSG PHOENIX PAS	50.00 - 125.00mm	45° Face Mill, 2-Sided Square Insert, Bore		1186	1525
52800		OSG PHOENIX PAO	2.000 - 8.000"	45° Face Mill, 2-Sided Octagon Insert, Bore		1189	1526
78120		OSG PHOENIX PAO	50.00 - 200.00mm	45° Face Mill, 2-Sided Octagon Insert, Bore		1190	1526
78036		OSG PHOENIX PFAL	50.00 - 160.00mm	Finishing Cutter for Aluminum, Bore		1260	1539-1541
6440		EXOCARB DISC CUTTER S	80.00 - 125.00mm	Face Milling Cutter for Small Machines, Roughing		1327	1558
6441		EXOCARB DISC CUTTER PRO	80.00 - 125.00mm	Face Milling Cutter for Small Machines, Finishing		1330	1558
6640		EXOCARB DISC CUTTER ARBOR	-	Face Mill Arbor for Small Machines, BT30, CAT40 & HSK40A		1333	-











Indexable Shoulder Cutters

52900		OSG PHOENIX PSF	1.000 - 1.500"	90° Shoulder Cutter, Square Insert, SA/FA		1193	1527
78030		OSG PHOENIX PSF	25.00 - 40.00mm	90° Shoulder Cutter, Square Insert, SS		1194	1527
52901		OSG PHOENIX PSF	2.000 - 3.000"	90° Shoulder Cutter, Square Insert, Bore		1195	1527
78130		OSG PHOENIX PSF	50.00 - 80.00mm	90° Shoulder Cutter, Square Insert, Bore		1196	1527
78013		OSG PHOENIX PSE	0.375 - 1.500"	90° Shoulder Cutter, SA/FA		1205-1206	1529
78011		OSG PHOENIX PSE	10.00 - 63.00mm	90° Shoulder Cutter, SS		1207-1208	1529
78012		OSG PHOENIX PSE	2.000 - 6.000"	90° Shoulder Cutter, Bore		1209	1529
78010		OSG PHOENIX PSE	40.00 - 125.00mm	90° Shoulder Cutter, Bore		1210	1529
52601		OSG PHOENIX PSE	0.375 - 1.500"	90° Shoulder Cutter, ASF		1211	1529
78016		OSG PHOENIX PSE	10.00 - 40.00mm	90° Shoulder Cutter, SF		1212	1529
53100		OSG PHOENIX PSTW	2.000 - 6.000"	90° Shoulder Cutter, 2-Sided Triangle Insert, Bore		1225	1531
78131	OSG PHOENIX PSTW	50.00 - 125.00mm	90° Shoulder Cutter, 2-Sided Triangle Insert, Bore		1226	1531	




List	Item	Brand & List Name	Size Range	Features	Product Page	Tech Page
------	------	-------------------	------------	----------	--------------	-----------








Indexable Roughing Cutters

53200		OSG PHOENIX PSFL	1.250 - 1.500"	90° Roughing Cutter, Square Insert, SA/FA		1199	1528
78037		OSG PHOENIX PSFL	32.00 - 40.00mm	90° Roughing Cutter, Square Insert, SS		1200	1528
53201		OSG PHOENIX PSFL	2.000 - 4.000"	90° Roughing Cutter, Square Insert, Bore		1201	1528
78137		OSG PHOENIX PSFL	50.00 - 80.00mm	90° Roughing Cutter, Square Insert, Bore		1202	1528
53000		OSG PHOENIX PSEL	1.000 - 1.500"	90° Roughing Cutter, SA/FA		1217	1530
78029		OSG PHOENIX PSEL	25.00 - 50.00mm	90° Roughing Cutter, SS		1218	1530
53001		OSG PHOENIX PSEL	2.000 - 3.000"	90° Roughing Cutter, Bore		1219	1530
78028		OSG PHOENIX PSEL	50.00 - 80.00mm	90° Roughing Cutter, Bore		1220	1530








Indexable Multi-Function Cutters

53400		OSG PHOENIX PMD	1.000 - 1.250"	Multi-Function Cutter, SA		1229	1532-1533
78234		OSG PHOENIX PMD	20.00 - 32.00mm	Multi-Function Cutter, SS		1230	1532-1533
52606		OSG PHOENIX PMD	1.000 - 1.250"	Multi-Function Cutter, ASF		1231	1532-1533
78334		OSG PHOENIX PMD	20.00 - 32.00mm	Multi-Function Cutter, SF		1232	1532-1533

Indexable High Feed Cutters

78009		OSG PHOENIX PHC	0.625 - 1.500"	High Feed Radius Cutter, SA/FA		1238-1239	1534-1535
78007		OSG PHOENIX PHC	16.00 - 63.00mm	High Feed Radius Cutter, SS		1240-1241	1534-1535
78008		OSG PHOENIX PHC	2.000 - 6.000"	High Feed Radius Cutter, Bore		1242	1534-1535
78006		OSG PHOENIX PHC	40.00 - 100.00mm	High Feed Radius Cutter, Bore		1243	1534-1535
52603		OSG PHOENIX PHC	0.625 - 1.500"	High Feed Radius Cutter, ASF		1244	1534-1535
78015		OSG PHOENIX PHC	16.00 - 40.00mm	High Feed Radius Cutter, SF		1245	1534-1535

Indexable Radius Cutters

78005		OSG PHOENIX PRC	1.000 - 1.500"	Radius Cutter, SA		1248	1536-1537
78003		OSG PHOENIX PRC	20.00 - 63.00mm	Radius Cutter, SS		1249	1536-1537
78004		OSG PHOENIX PRC	2.000 - 6.000"	Radius Cutter, Bore		1250	1536-1537
78002		OSG PHOENIX PRC	50.00 - 100.00mm	Radius Cutter, Bore		1251	1536-1537
52602		OSG PHOENIX PRC	1.000 - 1.500"	Radius Cutter, ASF		1252	1536-1537
78017		OSG PHOENIX PRC	20.00 - 40.00mm	Radius Cutter, SF		1253	1536-1537

CONTINUED 



List	Item	Brand & List Name	Size Range	Features	Product Page	Tech Page
------	------	-------------------	------------	----------	--------------	-----------

Indexable Radius Cutters (Continued)

6420		OSG PHOENIX PDR	40.00 - 50.00mm	Deep Feed Radius Cutter, SS		1256	1538
6450		OSG PHOENIX PDR	63.00 - 125.00mm	Deep Feed Radius Cutter, Bore		1257	1538
52200		OSG PHOENIX PFR	0.250 - 1.250"	Finishing Radius End Mill, SA		1274	1544-1545
78320		OSG PHOENIX PFR	6.00 - 32.00mm	Finishing Radius End Mill, SS		1275	1544-1545
52605		OSG PHOENIX PFR	0.375 - 1.000"	Finishing Radius End Mill, ASF		1276	1544-1545
78220		OSG PHOENIX PFR	10.00 - 32.00mm	Finishing Radius End Mill, SF		1277	1544-1545

Indexable Ball Nose Cutters

52100		OSG PHOENIX PFB	0.250 - 1.250"	Finishing Ball End Mill, SA/TPA		1263-1264	1542-1543
78014		OSG PHOENIX PFB	8.00 - 32.00mm	Finishing Ball End Mill, SS		1265	1542-1543
52604		OSG PHOENIX PFB	0.375 - 1.000"	Finishing Ball End Mill, ASF		1266	1542-1543
78114		OSG PHOENIX PFB	10.00 - 30.00mm	Finishing Ball End Mill, SF		1267	1542-1543

Indexable Screw Fit

52601		OSG PHOENIX PSE	0.375 - 1.500"	90° Shoulder Cutter, ASF		1285	1529
78016		OSG PHOENIX PSE	10.00 - 40.00mm	90° Shoulder Cutter, SF		1286	1529
52606		OSG PHOENIX PMD	1.000 - 1.250"	Multi-Function Cutter, ASF		1287	1532-1533
78334		OSG PHOENIX PMD	20.00 - 32.00mm	Multi-Function Cutter, SF		1287	1532-1533
52603		OSG PHOENIX PHC	0.625 - 1.500"	High Feed Radius Cutter, ASF		1288	1534-1535
78015		OSG PHOENIX PHC	16.00 - 40.00mm	High Feed Radius Cutter, SF		1289	1534-1535
52602		OSG PHOENIX PRC	1.000 - 1.500"	Radius Cutter, ASF		1290	1536-1537
78017		OSG PHOENIX PRC	20.00 - 40.00mm	Radius Cutter, SF		1290	1536-1537
52605		OSG PHOENIX PFR	0.375 - 1.000"	Finishing Radius End Mill, ASF		1293	1544-1545
78220		OSG PHOENIX PFR	10.00 - 32.00mm	Finishing Radius End Mill, SF		1294	1544-1545
52604		OSG PHOENIX PFB	0.375 - 1.000"	Finishing Ball End Mill, ASF		1291	1542-1543
78114		OSG PHOENIX PFB	10.00 - 30.00mm	Finishing Ball End Mill, SF		1292	1542-1543
52600	Carbide	OSG PHOENIX SF	-	Screw Fit Arbor, SA		1295	-
78019	Steel	OSG PHOENIX SF	-	Screw Fit Arbor, SS		1296	-
78025		OSG PHOENIX SF	-	Screw Fit Arbor, BT		1297	-
78125		OSG PHOENIX SF	-	Screw Fit Arbor, HSK		1298	-



List	Item	Brand & List Name	Size Range	Features	Product Page	Tech Page
------	------	-------------------	------------	----------	--------------	-----------

Exchangeable Head End Mills

78PXSE		OSG PHOENIX PXM	0.375 - 1.000" 10.00 - 25.00mm	PXSE, 4 Flute, Square & Corner Radius	 	1299	1546
78PXSE-O		OSG PHOENIX PXM	0.500 - 1.000" 12.00 - 25.00mm	PXSE, 4 Flute, Square & Corner Radius, Coolant-Through	 	1300	1546
78PXVC		OSG PHOENIX PXM	0.375 - 1.250" 10.00 - 32.00mm	PXVC, 4 Flute, Square & Corner Radius	 	1301-1302	1547
78PXSM		OSG PHOENIX PXM	0.375 - 1.000" 10.00 - 25.00mm	PXSM, Multiple Flute, Square & Corner Radius	 	1303-1304	1548
78PXSH		OSG PHOENIX PXM	0.500 - 1.000" 12.00 - 25.00mm	PXSH, Multiple Flute, Square	 	1305	1549-1550
78PXNL		OSG PHOENIX PXM	0.375 - 1.000" 10.00 - 25.00mm	PXNL, 4 Flute, Roughing, Low Helix	 	1306	1551
78PXNL-O		OSG PHOENIX PXM	0.500 - 1.000" 12.00 - 25.00mm	PXNL, 4 Flute, Roughing, Low Helix, Coolant-Through	 	1307	1551
78PXNH		OSG PHOENIX PXM	0.375 - 1.000" 10.00 - 25.00mm	PXNH, 4 Flute, Roughing, High Helix	 	1308	1551
78PXNH-O		OSG PHOENIX PXM	0.500 - 1.000" 12.00 - 25.00mm	PXNH, 4 Flute, Roughing, High Helix, Coolant-Through	 	1309	1551
78PXRE		OSG PHOENIX PXM	0.375 - 1.000" 10.00 - 20.00mm	PXRE, Multiple Flute, Straight Flute, Corner Radius	 	1310	1552
78PXDR		OSG PHOENIX PXM	0.375 - 1.000" 10.00 - 20.00mm	PXDR, 3 Flute, Helical Flute, Corner Radius	 	1311	1552-1553
78PXHF-AM		OSG PHOENIX PXM	0.500 - 1.000" 12.00 - 20.00mm	PXHF, 6 Flute, High Feed, Corner Radius, Coolant-Through	 	1312	1554-1555
78PXBE		OSG PHOENIX PXM	0.375 - 1.000" 10.00 - 20.00mm	PXBE, 3 Flute, Ball End	 	1313	1556
78PXBE-O		OSG PHOENIX PXM	0.500 - 0.750" 12.00 - 20.00mm	PXBE, 3 Flute, Ball End, Coolant-Through	 	1314	1556
78PXB		OSG PHOENIX PXM	0.375 - 1.000" 10.00 - 20.00mm	PXB, Multiple Flute, Ball End	 	1315	1557
52300		OSG PHOENIX PXM SHANKS	-	PXM SA/TPA		1316	-
52321		OSG PHOENIX PXM JOINTS	-	PXMJ Joint		1317	-
52319		OSG PHOENIX PXM SHANKS	-	PXM SA/TPA, Coolant-Through		1318	-
52320		OSG PHOENIX PXM JOINTS	-	PXMJ-O JOINT, Coolant-Through		1319	-
78018		OSG PHOENIX PXM SHANKS	-	PXM SS/TP		1320	-
78021		OSG PHOENIX PXM JOINTS	-	PXMJ Joint		1321	-
78035		OSG PHOENIX PXM SHANKS	-	PXM SS/TPA, Coolant-Through		1322	-
78022		OSG PHOENIX PXM JOINTS	-	PXMJ-O Joint, Coolant-Through		1323	-
78340		OSG PHOENIX PXM COLLETS	-	PXMC		1324	-

ABOUT OSG

DRILLING

THREADING

MILLING

HOLDERS

INDEX

CONTINUED 





List	Item	Brand & List Name	Size Range	Features	Product Page	Tech Page
------	------	-------------------	------------	----------	--------------	-----------

Indexable Inserts

78PAS		OSG PHOENIX PAS INSERTS	-		1187	1525
78PAO		OSG PHOENIX PAO INSERTS	-		1191	1526
78PFAL		OSG PHOENIX PFAL INSERTS	-		1261	1539-1541
6442		EXOCARB DISC CUTTER S INSERTS	-		1328	1558
6541		EXOCARB DISC CUTTER PRO INSERTS	-		1331	1558
78PSF		OSG PHOENIX PSF INSERTS	-		1197	1527
78PSE		OSG PHOENIX PSE INSERTS	-		1213-1215	1529
78PSTW		OSG PHOENIX PSTW INSERTS	-		1227	1531
78PSF (PSFL)		OSG PHOENIX PSFL INSERTS	-		1203	1528
78PSE (PSEL)		OSG PHOENIX PSEL INSERTS	-		1221 - 1223	1530
78PZAG (PMD)		OSG PHOENIX PMD INSERTS	-		1233	1532-1533
78PSE (PMD)		OSG PHOENIX PMD INSERTS	-		1234-1236	1532-1533
78PHC		OSG PHOENIX PHC INSERTS	-		1246	1534-1535
78PRC		OSG PHOENIX PRC INSERTS	-		1254	1536-1537
78PDR		OSG PHOENIX PDR INSERTS	-		1258	1538
78PFR		OSG PHOENIX PFR INSERTS	-		1278-1283	1544-1545
78PFB		OSG PHOENIX PFB INSERTS	-		1268-1272	1542-1543












Indexable Accessories

7808H (PAS)		OSG PHOENIX PAS ACCESSORIES	-		1188	-
7808H (PAO)		OSG PHOENIX PAO ACCESSORIES	-		1192	-
7808H (PFAL)		OSG PHOENIX PFAL ACCESSORIES	-		1262	-
6442		EXOCARB DISC CUTTER S ACCESSORIES	-		1329	-
6541		EXOCARB DISC CUTTER PRO ACCESSORIES	-		1332	-
6640		EXOCARB DISC CUTTER ARBOR ACCESSORIES	-		1334	-
7808H (PSF)		OSG PHOENIX PSF ACCESSORIES	-		1198	-
7808H (PSE)		OSG PHOENIX PSE ACCESSORIES	-		1216	-
7808H (PSTW)		OSG PHOENIX PSTW ACCESSORIES	-		1228	-



List	Item	Brand & List Name	Size Range	Features	Product Page	Tech Page
------	------	-------------------	------------	----------	--------------	-----------

Indexable Accessories (Continued)

7808H (PSFL)		OSG PHOENIX PSFL ACCESSORIES	-		1204	-
7808H (PSEL)		OSG PHOENIX PSEL ACCESSORIES	-		1224	-
7808H (PMD)		OSG PHOENIX PMD ACCESSORIES	-		1237	-
7808H (PHC)		OSG PHOENIX PHC ACCESSORIES	-		1247	-
7808H (PRC)		OSG PHOENIX PRC ACCESSORIES	-		1255	-
7808H (PDR)		OSG PHOENIX PDR ACCESSORIES	-		1259	-
7808H (PFR)		OSG PHOENIX PFR ACCESSORIES	-		1284	-
7808H (PFB)		OSG PHOENIX PFB ACCESSORIES	-		1273	-
7808H (PXM)		OSG PHOENIX PXM ACCESSORIES	-		1326	-
9903		HY-PRO SHRINK BASE HOLDERS	-	CAT, BT, and HSK 2-Piece Base Holders, for standard & coolant-through the tool operations 	1325	-

ABOUT OSG

DRILLING

THREADING

MILLING

HOLDERS

INDEX



A Brand AE-VMSS

Advanced Performance Anti-Vibration Carbide End Mills

ABOUT OSG

DRILLING

THREADING

MILLING

HOLDERS

INDEX

List 8206

A BRAND AE-VMSS



SPEED FEED
1336

CARBIDE

DUARISE

4 FLUTE

37-40°




SHANK
h6

STUB

PACKED
1 PIECE

Cutting Diameter Tolerance	
3mm ≤ D ≤ 12mm	+0 / -0.020mm

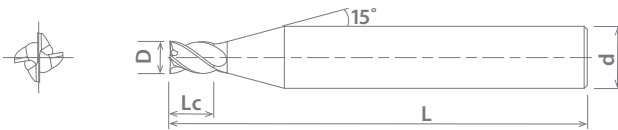


EDP Number		Diameter		Length of Cut	Overall Length	Shank Diameter	Type
		D (mm)	Lc (mm)	L (mm)	d (mm)		
8556430	●	3.00	4.50	45.00	6.00	1	
8556440	●	4.00	6.00	45.00	6.00	1	
8556450	●	5.00	7.50	45.00	6.00	1	
8556460	●	6.00	9.00	45.00	6.00	2	
8556480	●	8.00	12.00	60.00	8.00	2	
8556500	●	10.00	15.00	70.00	10.00	2	
8556520	●	12.00	18.00	75.00	12.00	2	

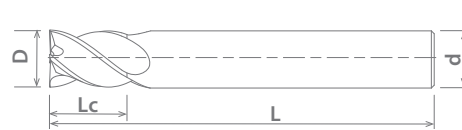
● Stocked ○ Available Upon Request; MOQ May Apply ▲ Globally Stocked



Type 1



Type 2



P					M			K	N		S		H					
Steel					Stainless Steel			Cast Iron	Non-Ferrous		HRSA		Hardened Steel					
Carbon Steel			Alloy Steel	Die Steel					Aluminum		Nickel Alloy	Titanium						
Low	Medium	High			300	400	17-4 PH		6061	Casting			Inconel	6Al4V (30 HRC)	~35 HRC	35-45 HRC	45-50 HRC	50-70 HRC
1010	1035	1065	4140	4340	○	○	○	○	○	○	○	○	○	○	○	○	○	○
1018	1045	1065	4340		○	○	○	○	○	○	○	○	○	○	○	○	○	○

○ Good ○ Best





List 8226

A BRAND AE-VMSS-RA, Right Angle Type



NEW

SPEED FEED
1336

CARBIDE

DUARISE

4 FLUTE

37-40°




SHANK
h6

STUB

PACKED
1 PIECE

Cutting Diameter Tolerance	
1mm ≤ D ≤ 6mm	+0 / -0.020mm

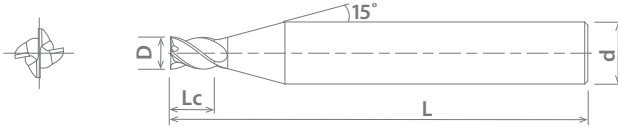


EDP Number		Diameter	Length of Cut	Overall Length	Shank Diameter	Type
		D (mm)	Lc (mm)	L (mm)	d (mm)	
8556550	▲	1.00	1.50	40.00	4.00	1
8556560	▲	2.00	3.00	40.00	4.00	1
8556570	▲	3.00	4.50	45.00	6.00	1
8556580	▲	4.00	6.00	45.00	6.00	1
8556590	▲	5.00	7.50	45.00	6.00	1
8556600	▲	6.00	9.00	45.00	6.00	2

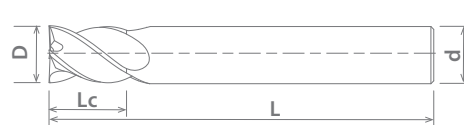
● Stocked ○ Available Upon Request; MOQ May Apply ▲ Globally Stocked



Type 1




Type 2




Right Angle Type for Milling Straight Corners

Right Angle Type
AE-VMSS, VMS(-RA)



Straight corners with no uncut residue.

Square Type
AE-VMSS, VMS



Choose the right angle type for milling straight corners!

Choose the square type for high processing efficiency!

P					M			K	N		S		H						
Steel					Stainless Steel			Cast Iron	Non-Ferrous		HRSA		Hardened Steel						
Carbon Steel			Alloy Steel	Die Steel					Aluminum		Nickel Alloy	Titanium							
Low	Medium	High			300	400	17-4 PH		6061	7075			Casting	Inconel	6Al4V (30 HRC)	~35 HRC	35-45 HRC	45-50 HRC	50-70 HRC
1010	1035	1045	1065	4140	4340														
○	○	○	○	○	○	○	○	○	○	○	○	○	○	○	○	○	○	○	○

○ Good ○ Best





A Brand AE-LN-VMSS

Advanced Performance Anti-Vibration Carbide End Mills

ABOUT OSG

DRILLING

THREADING

MILLING

HOLDERS

INDEX

List 8230

A BRAND AE-LN-VMSS, Long Neck



SPEED FEED
1337

CARBIDE

DUARISE

4 FLUTE

37-40°

SHANK

h6


STUB

PACKED

1 PIECE

Cutting Diameter Tolerance

1/4" ≤ D ≤ 7/16"	+0 / -0.0008"
1/2" ≤ D ≤ 1"	+0 / -0.0012"



EDP Number		Diameter	Length of Cut	Neck Length	Neck Diameter	Overall Length	Shank Diameter
		D (Fractional Size)	Lc (inch)	L1 (inch)	d1 (inch)	L (inch)	d (inch)
82300021	●	1/4	0.375	0.750	0.235	3.000	0.250
82300121	●	1/4	0.375	1.250	0.243	4.000	0.250
82300221	●	5/16	0.438	1.000	0.303	4.000	0.313
82300321	●	5/16	0.438	1.563	0.303	4.000	0.313
82300421	●	3/8	0.500	1.188	0.364	4.000	0.375
82300521	●	3/8	0.500	1.875	0.364	4.000	0.375
82300621	●	7/16	0.547	1.313	0.400	4.000	0.438
82300721	●	7/16	0.547	1.875	0.400	4.000	0.438
82300821	●	1/2	0.625	1.500	0.485	4.000	0.500
82300921	●	1/2	0.625	2.250	0.485	4.000	0.500
82301021	●	5/8	0.780	2.250	0.588	4.125	0.625
82301121	●	5/8	0.780	3.125	0.588	5.000	0.625
82301221	●	3/4	1.000	2.250	0.705	5.000	0.750
82301321	●	3/4	1.000	3.250	0.705	5.250	0.750
82301421	●	1	1.125	3.250	0.940	5.500	1.000
82301521	●	1	1.125	5.000	0.940	7.000	1.000

● Stocked ○ Available Upon Request; MOQ May Apply ▲ Globally Stocked



P					M			K	N		S		H						
Steel					Stainless Steel			Cast Iron	Non-Ferrous		HRSA		Hardened Steel						
Carbon Steel			Alloy Steel	Die Steel					Aluminum		Nickel Alloy	Titanium							
Low	Medium	High			300	400	17-4 PH		6061 7075	Casting			Inconel	6Al4V (30 HRC)	~35 HRC	35-45 HRC	45-50 HRC	50-70 HRC	
1010	1035	1045	1065	4140	4340														
○	○	○	○	○	○	○	○	○	○	○	○	○	○	○	○	○	○	○	○

○ Good ○ Best





List 8235

A BRAND AE-LN-VMSS, Long Neck



SPEED FEED
1337

CARBIDE

DUARISE

4 FLUTE

37-40°

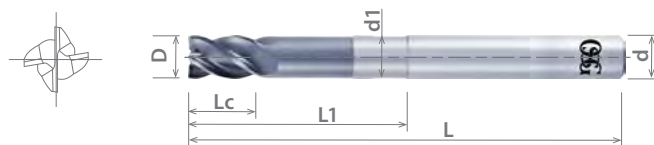


SHANK
h6

STUB

PACKED
1 PIECE

Cutting Diameter Tolerance	
6mm ≤ D ≤ 12mm	+0 / -0.020mm



EDP Number		Diameter		Length of Cut		Neck Length		Neck Diameter		Overall Length		Shank Diameter	
		D (mm)	Lc (mm)	L1 (mm)	d1 (mm)	L (mm)	d (mm)						
8556618	●	6.00	9.00	5.80	18.00	60.00	6.00						
8556630	●	6.00	9.00	5.80	30.00	70.00	6.00						
8556724	●	8.00	12.00	7.70	24.00	70.00	8.00						
8556740	●	8.00	12.00	7.70	40.00	80.00	8.00						
8556830	●	10.00	15.00	9.70	30.00	80.00	10.00						
8556850	●	10.00	15.00	9.70	50.00	100.00	10.00						
8556936	●	12.00	18.00	11.70	36.00	90.00	12.00						
8556960	●	12.00	18.00	11.70	60.00	110.00	12.00						

● Stocked ○ Available Upon Request; MOQ May Apply ▲ Globally Stocked



ABOUT OSG

DRILLING

THREADING

MILLING

HOLDERS

INDEX

P					M			K	N		S		H			
Steel					Stainless Steel			Cast Iron	Non-Ferrous		HRSA		Hardened Steel			
Carbon Steel			Alloy Steel	Die Steel					Aluminum		Nickel Alloy	Titanium				
Low	Medium	High			300	400	17-4 PH	6061	Casting	Inconel			6Al4V (30 HRC)	~35 HRC	35-45 HRC	45-50 HRC
1010	1035	1065	4140	4340	300	400	17-4 PH	6061	7075	Casting	Inconel	6Al4V (30 HRC)	~35 HRC	35-45 HRC	45-50 HRC	50-70 HRC
○	○	○	○	○	○	○	○	○	○	○	○	○	○	○	○	○

○ Good ○ Best





A Brand AE-VMS

Advanced Performance Anti-Vibration Carbide End Mills

ABOUT OSG

DRILLING

THREADING

MILLING

HOLDERS

INDEX

List 8200

A BRAND AE-VMS, 4 Flute, Multiple Length



SPEED FEED
1338-1339

CARBIDE

DUARISE

4 FLUTE

37-40°

SHANK

h6


STUB

REG

PACKED

1 PIECE

Cutting Diameter Tolerance	
5/64" ≤ D ≤ 7/16"	+0 / -0.0008"
1/2" ≤ D ≤ 1"	+0 / -0.0012"

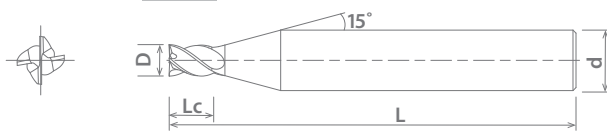


EDP Number	Diameter	Length of Cut	Overall Length	Shank Diameter	Type
82004421	5/64	0.117	2.000	0.125	1
82004621	3/32	0.141	2.000	0.125	1
82004821	7/64	0.164	2.000	0.125	1
82005021	1/8	0.188	2.000	0.125	1
82005221	9/64	0.211	2.000	0.188	1
82005421	5/32	0.234	2.000	0.188	1
82000021	3/16	0.438	2.000	0.188	2
82000221	1/4	0.438	2.500	0.250	2
82000421	5/16	0.813	2.500	0.313	2
82000621	3/8	0.500	2.500	0.375	2
82000821	3/8	0.875	2.500	0.375	2
82001021	7/16	1.000	2.750	0.438	2
82001221	1/2	0.625	2.500	0.500	2
82001421	1/2	1.000	3.000	0.500	2
82001621	1/2	1.250	3.500	0.500	2
82001821	5/8	0.750	3.000	0.625	2
82002021	5/8	1.250	3.500	0.625	2
82002221	5/8	1.625	5.000	0.625	2
82002421	3/4	0.875	3.500	0.750	2
82002621	3/4	1.500	4.000	0.750	2
82002821	3/4	1.625	4.000	0.750	2
82003021	1	1.500	4.000	1.000	2
82003221	1	2.000	5.000	1.000	2
82003421	1	2.500	5.000	1.000	2


● Stocked ○ Available Upon Request; MOQ May Apply ▲ Globally Stocked



Type 1



Type 2



P					M			K	N		S		H						
Steel					Stainless Steel			Cast Iron	Non-Ferrous		HRSA		Hardened Steel						
Carbon Steel			Alloy Steel	Die Steel					Aluminum		Nickel Alloy	Titanium							
Low	Medium	High			300	400	17-4 PH		6061	Casting			Inconel	6Al4V	~35 HRC	35-45 HRC	45-50 HRC	50-70 HRC	
1010	1035	1045	1065	4140	4340														
○	○	○	○	○			○		○	○	○	○	○	○	○	○	○	○	○

○ Good ○ Best





List 8205

A BRAND AE-VMS



SPEED FEED
1338-1339

CARBIDE

DUARISE

4 FLUTE

37-40°


REG

SHANK
h6

REG

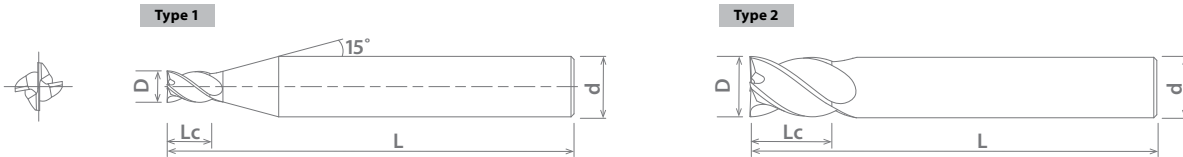
PACKED
1 PIECE

Cutting Diameter Tolerance	
3mm ≤ D ≤ 12mm	+0 / -0.020mm
16mm ≤ D ≤ 25mm	+0 / -0.030mm



EDP Number	Diameter	Length of Cut	Overall Length	Shank Diameter	Type
8555830	3.00	8.00	60.00	6.00	1
8555840	4.00	11.00	60.00	6.00	1
8555850	5.00	13.00	60.00	6.00	1
8555860	6.00	13.00	60.00	6.00	2
8555880	8.00	19.00	70.00	8.00	2
8555900	10.00	22.00	80.00	10.00	2
8555920	12.00	26.00	90.00	12.00	2
8555960	16.00	32.00	100.00	16.00	2
8556000	20.00	40.00	110.00	20.00	2
8556010	25.00	50.00	120.00	25.00	2

● Stocked ○ Available Upon Request; MOQ May Apply ▲ Globally Stocked



P					M			K	N		S		H				
Steel					Stainless Steel			Cast Iron	Non-Ferrous		HRSA		Hardened Steel				
Carbon Steel			Alloy Steel	Die Steel	300	400	17-4 PH		Aluminum		Nickel Alloy	Titanium	Hardened Steel				
Low	Medium	High							6061	Casting			Inconel	6Al4V (30 HRC)	~35 HRC	35-45 HRC	45-50 HRC
1010	1035	1065	4140	4340	300	400	17-4 PH	Cast Iron	6061	7075	Casting	Inconel	6Al4V (30 HRC)	~35 HRC	35-45 HRC	45-50 HRC	50-70 HRC
○	○	○	○	○	○	○	○	○	○	○	○	○	○	○	○	○	○

○ Good ○ Best





A Brand AE-VMS-RA

Advanced Performance Anti-Vibration Carbide End Mills

ABOUT OSG

DRILLING

THREADING

MILLING

HOLDERS

INDEX

List 8225

A BRAND AE-VMS-RA, Right Angle Type



NEW

SPEED FEED
1338-1339

CARBIDE

DUARISE

4 FLUTE


37-40°

SHANK
h6

REG

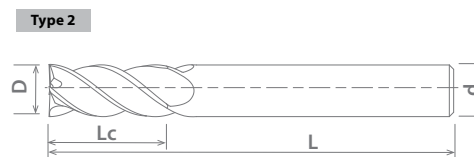
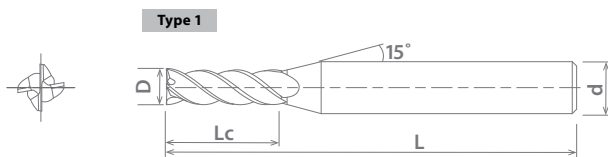
PACKED
1 PIECE

Cutting Diameter Tolerance	
3mm ≤ D ≤ 6mm	+0 / -0.020mm




EDP Number		Diameter	Length of Cut	Overall Length	Shank Diameter	Type
		D (mm)	Lc (mm)	L (mm)	d (mm)	
8555730	▲	3.00	8.00	60.00	6.00	1
8555740	▲	4.00	11.00	60.00	6.00	1
8555750	▲	5.00	13.00	60.00	6.00	1
8555760	▲	6.00	13.00	60.00	6.00	2

● Stocked ○ Available Upon Request; MOQ May Apply ▲ Globally Stocked




Right Angle Type for Milling Straight Corners

Right Angle Type
AE-VMSS, VMS(-RA)



Straight corners with no uncut residue.

Square Type
AE-VMSS, VMS



Choose the right angle type for milling straight corners!

Choose the square type for high processing efficiency!

See page 6 for details

P					M			K	N		S		H						
Steel					Stainless Steel			Cast Iron	Non-Ferrous		HRSA		Hardened Steel						
Carbon Steel			Alloy Steel	Die Steel					Aluminum	Nickel Alloy	Titanium								
Low	Medium	High			6061	Casting	Inconel		6Al4V (30 HRC)	~35 HRC	35-45 HRC	45-50 HRC	50-70 HRC						
1010	1035	1045	1065	4140	4340	300	400	17-4 PH	6061	7075									
○	○	○	○	○	○	○	○	○	○	○	○	○	○	○	○	○	○	○	○

○ Good ○ Best





List 8201

A BRAND AE-VML



NEW SIZES

SPEED FEED
1340-1343

CARBIDE

DUARISE

42-44°




SHANK
h6

LONG

REG

PACKED
1 PIECE

Cutting Diameter Tolerance	
1/4" ≤ D ≤ 3/8"	+0 / -0.0008"
1/2" ≤ D ≤ 1"	+0 / -0.0012"



EDP Number		Diameter	Length of Cut	Overall Length	Shank Diameter	Number of Flutes
		D (Fractional Size)	Lc (Inch)	L (Inch)	d (Inch)	
82010021	●	1/4	0.750	2.750	0.250	4
82010121	●	1/4	1.000	2.750	0.250	4
82010221	●	5/16	0.938	3.500	0.313	4
82010321	●	5/16	1.250	3.500	0.313	4
82010421	●	3/8	1.125	3.750	0.375	4
82010521	●	3/8	1.500	4.000	0.375	4
82010621	●	1/2	1.500	4.000	0.500	4
82010721	●	1/2	2.000	4.500	0.500	4
82010821	●	5/8	1.875	5.000	0.625	5
82010921	●	5/8	2.500	5.500	0.625	5
82011021	●	3/4	2.250	5.500	0.750	5
82011121	●	3/4	3.000	6.000	0.750	5
82011221	●	1	3.000	7.000	1.000	5
82011321	●	1	4.000	7.000	1.000	5

● Stocked ○ Available Upon Request; MOQ May Apply ▲ Globally Stocked



ABOUT OSG

DRILLING

THREADING

MILLING

HOLDERS

INDEX

P Steel					M Stainless Steel			K Cast Iron	N Non-Ferrous		S HRSA		H Hardened Steel			
Carbon Steel			Alloy Steel	Die Steel					Aluminum		Nickel Alloy	Titanium				
Low	Medium	High							6061	7075						
1010	1035	1065	4140	4340	300	400	17-4 PH						~35 HRC	35-45 HRC	45-50 HRC	50-70 HRC
○	○	○	○	○	○	○	○	○	○	○	○	○	○	○	○	○

○ Good ○ Best





A Brand AE-VML

Advanced Performance Anti-Vibration Carbide End Mills

ABOUT OSG

DRILLING

THREADING

MILLING

HOLDERS

INDEX

List 8207

A BRAND AE-VML



NEW SIZES

SPEED FEED
1340-1343

CARBIDE

DUARISE

42-44°




SHANK
h6

LONG

PACKED
1 PIECE

Cutting Diameter Tolerance	
6mm ≤ D ≤ 12mm	+0 / -0.020mm
16mm ≤ D ≤ 20mm	+0 / -0.030mm



EDP Number	Diameter	Length of Cut	Overall Length	Shank Diameter	Number of Flutes
8556320	6.00	19.00	70.00	6.00	4
8556328	6.00	24.00	70.00	6.00	4
8556322	8.00	25.00	80.00	8.00	4
8556330	8.00	32.00	90.00	8.00	4
8556324	10.00	31.00	90.00	10.00	4
8556332	10.00	40.00	100.00	10.00	4
8556326	12.00	38.00	100.00	12.00	4
8556334	12.00	48.00	110.00	12.00	4
8556374	16.00	50.00	125.00	16.00	5
8556378	16.00	64.00	140.00	16.00	5
8556376	20.00	62.00	135.00	20.00	5
8556380	20.00	80.00	155.00	20.00	5

● Stocked ○ Available Upon Request; MOQ May Apply ▲ Globally Stocked



P					M			K	N		S		H			
Steel					Stainless Steel			Cast Iron	Non-Ferrous		HRSA		Hardened Steel			
Carbon Steel			Alloy Steel	Die Steel					Aluminum		Nickel Alloy	Titanium				
Low	Medium	High			300	400	17-4 PH		6061	Casting			Inconel	6Al4V (30 HRC)	~35 HRC	35-45 HRC
1010	1035	1065	4140	4340	300	400	17-4 PH	6061	7075	Casting	Inconel	6Al4V (30 HRC)	~35 HRC	35-45 HRC	45-50 HRC	50-70 HRC
○	○	○	○	○	○	○	○	○	○	○	○	○	○	○	○	○

○ Good ○ Best





List 8202

A BRAND AE-NIK-VML, Nicked



NEW SIZES

SPEED FEED
1340-1343

CARBIDE

DUARISE

42-44°

REG

SHANK
h6

LONG

REG

PACKED
1 PIECE

Cutting Diameter Tolerance	
1/4" ≤ D ≤ 3/8"	+0 / -0.0008"
1/2" ≤ D ≤ 1"	+0 / -0.0012"



EDP Number	Diameter	Length of Cut	Overall Length	Shank Diameter	Number of Flutes
82020021	1/4	0.750	2.750	0.250	4
82020121	1/4	1.000	2.750	0.250	4
82020221	5/16	0.938	3.500	0.313	4
82020321	5/16	1.250	3.500	0.313	4
82020421	3/8	1.125	3.750	0.375	4
82020521	3/8	1.500	4.000	0.375	4
82020621	1/2	1.500	4.000	0.500	4
82020721	1/2	2.000	4.500	0.500	4
82020821	5/8	1.875	5.000	0.625	5
82020921	5/8	2.500	5.500	0.625	5
82021021	3/4	2.250	5.500	0.750	5
82021121	3/4	3.000	6.000	0.750	5
82021221	1	3.000	7.000	1.000	5
82021321	1	4.000	7.000	1.000	5

● Stocked ○ Available Upon Request; MOQ May Apply ▲ Globally Stocked



ABOUT OSG

DRILLING

THREADING

MILLING

HOLDERS

INDEX

P Steel					M Stainless Steel			K Cast Iron	N Non-Ferrous		S HRSA		H Hardened Steel			
Carbon Steel			Alloy Steel	Die Steel	300 400 17-4 PH			6061 7075 Casting	Inconel	Titanium 6Al4V (30 HRC)	~35 HRC 35-45 HRC 45-50 HRC 50-70 HRC					
Low	Medium	High			300	400	17-4 PH				~35 HRC	35-45 HRC	45-50 HRC	50-70 HRC		
1010	1035	1065	4140	4340	300	400	17-4 PH	6061	7075	Casting	Inconel	6Al4V (30 HRC)	~35 HRC	35-45 HRC	45-50 HRC	50-70 HRC
○	○	○	○	○	○	○	○	○	○	○	○	○	○	○	○	○

○ Good ○ Best





A Brand AE-NIK-VML

Advanced Performance Anti-Vibration Nicked Carbide End Mills

ABOUT OSG

DRILLING

THREADING

MILLING

HOLDERS

INDEX

List 8208

A BRAND AE-NIK-VML, Nicked



NEW SIZES

SPEED FEED
1340-1343

CARBIDE

DUARISE

42-44°

SHANK

h6

LONG

PACKED

1 PIECE

Cutting Diameter Tolerance	
6mm ≤ D ≤ 12mm	+0 / -0.020mm
16mm ≤ D ≤ 20mm	+0 / -0.030mm



EDP Number		Diameter		Length of Cut		Overall Length		Shank Diameter		Number of Flutes
		D (mm)		Lc (mm)		L (mm)		d (mm)		
8556321	●	6.00		19.00		70.00		6.00		4
8556329	●	6.00		24.00		70.00		6.00		4
8556323	●	8.00		25.00		80.00		8.00		4
8556331	●	8.00		32.00		90.00		8.00		4
8556325	●	10.00		31.00		90.00		10.00		4
8556333	●	10.00		40.00		100.00		10.00		4
8556327	●	12.00		38.00		100.00		12.00		4
8556335	●	12.00		48.00		110.00		12.00		4
8556375	●	16.00		50.00		125.00		16.00		5
8556379	●	16.00		64.00		140.00		16.00		5
8556377	●	20.00		62.00		135.00		20.00		5
8556381	●	20.00		80.00		155.00		20.00		5

● Stocked ○ Available Upon Request; MOQ May Apply ▲ Globally Stocked



P					M			K	N		S		H						
Steel					Stainless Steel			Cast Iron	Non-Ferrous		HRSA		Hardened Steel						
Carbon Steel			Alloy Steel	Die Steel	Aluminum		Nickel Alloy		Titanium										
Low	Medium	High			6061	Casting				Inconel	6Al4V (30 HRC)	~35 HRC	35-45 HRC	45-50 HRC	50-70 HRC				
1010	1035	1065	4140	4340	300	400	17-4 PH	6061	7075										
1018	1045																		

○ Good ○ Best





List 8245

A BRAND AE-VMFE



NEW

SPEED FEED
1344

CARBIDE

DUARISE

4 FLUTE

40-44°

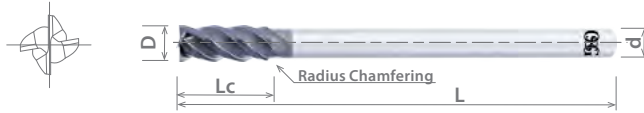


SHANK
h4

REG

PACKED
1 PIECE

Cutting Diameter Tolerance	
6mm ≤ D ≤ 12mm	+0 / -0.020mm



EDP Number		Diameter		Length of Cut	Overall Length	Shank Diameter
		D (mm)	Lc (mm)	L (mm)	d (mm)	
8549916	●	6.00	15.00	100.00	4.00	
8549918	●	8.00	20.00	110.00	6.00	
8549920	●	10.00	25.00	130.00	8.00	
8549922	●	12.00	30.00	150.00	10.00	

● Stocked ○ Available Upon Request; MOQ May Apply ▲ Globally Stocked

Note: The radius chamfering is not a full radius since it is for preventing streaks during step milling.



ABOUT OSG

DRILLING

THREADING

MILLING

HOLDERS

INDEX

P					M			K	N		S		H			
Steel					Stainless Steel			Cast Iron	Non-Ferrous		HRSA		Hardened Steel			
Carbon Steel			Alloy Steel	Die Steel	Aluminum		Nickel Alloy		Titanium	Hardened Steel						
Low	Medium	High			6061	7075				Casting	Inconel	6Al4V (30 HRC)	~35 HRC	35-45 HRC	45-50 HRC	50-70 HRC
1010	1035	1065	4140	4340	300	400	17-4 PH	6061	7075	Casting	Inconel	6Al4V (30 HRC)	~35 HRC	35-45 HRC	45-50 HRC	50-70 HRC
○	○	○	○	○	○	○	○	○	○	○	○	○	○	○	○	○

○ Good ○ Best





A Brand AE-VTSS

Anti-Vibration, Multi-functional Carbide End Mill Compatible with CNC Lathes

ABOUT OSG

DRILLING

THREADING

MILLING

HOLDERS

INDEX

List 8233

A BRAND AE-VTSS



NEW

SPEED FEED
1345-1346

CARBIDE

DUARISE

3 FLUTE

40-43°

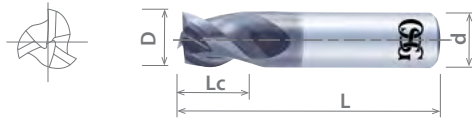
SHRINK FIT

STUB

PACKED
1 PIECE

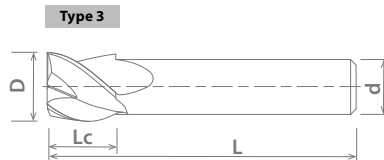
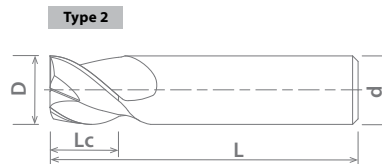
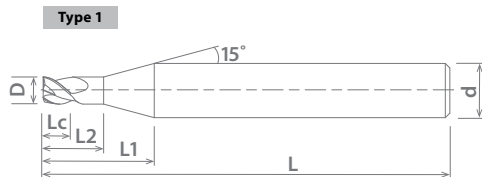
Cutting Diameter Tolerance

1/8" ≤ D ≤ 1/2" +0 / -0.0008"



EDP Number	Diameter	Length of Cut	Neck Length	Non-Taper Neck Length	Overall Length	Shank Diameter	Type	
								D (Fractional Size)
82330021	●	1/8	0.188	-	-	2.000	0.125	2
82330121	○	9/64	0.211	0.386	0.299	2.000	0.188	1
82330221	○	5/32	0.234	0.378	0.323	2.000	0.188	1
82330321	●	3/16	0.281	-	-	2.000	0.188	2
82330421	●	1/4	0.250	-	-	2.000	0.250	2
82330521	●	3/8	0.375	-	-	2.500	0.375	2
82330621	●	1/2	0.500	-	-	2.500	0.375	3

● Stocked ○ Available Upon Request; MOQ May Apply ▲ Globally Stocked



P					M			K	N		S		H				
Steel					Stainless Steel			Cast Iron	Non-Ferrous		HRSA		Hardened Steel				
Carbon Steel			Alloy Steel	Die Steel	Aluminum		Nickel Alloy		Titanium	Hardened Steel							
Low	Medium	High			6061	7075				Casting	Inconel	6Al4V (30 HRC)	~35 HRC	35-45 HRC	45-50 HRC	50-70 HRC	
1010	1035	1065	4140	4340	300	400	17-4 PH	○	○	○	○	○	○	○	○	○	○
○	○	○	○	○	○	○	○	○	○	○	○	○	○	○	○	○	○

○ Good ○ Best





List 8333

A BRAND AE-VTSS



NEW

SPEED FEED
1345-1346

CARBIDE

DUARISE

3 FLUTE

40-43°

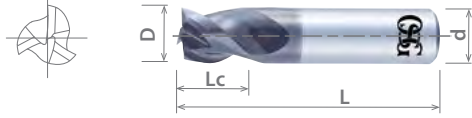


SHRINK FIT

STUB

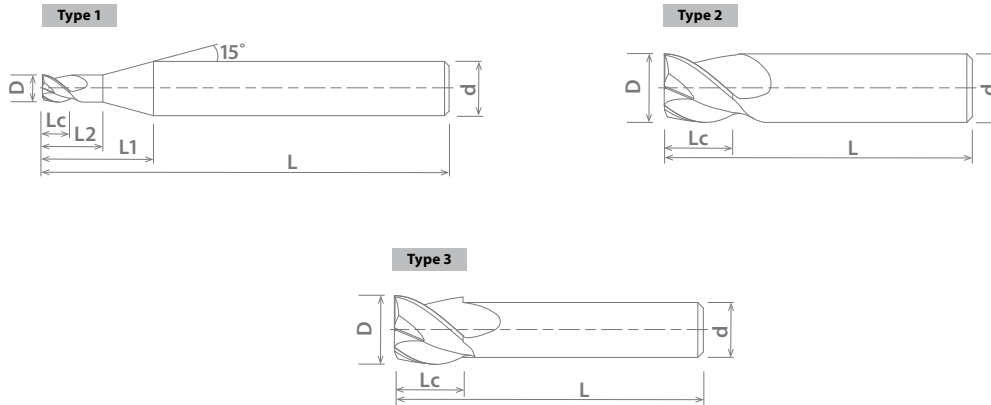
PACKED
1 PIECE

Cutting Diameter Tolerance	
3mm ≤ D ≤ 12mm	+0 / -0.020mm



EDP Number		Diameter		Length of Cut		Neck Length		Non-Taper Neck Length		Overall Length		Shank Diameter		Type
		D (mm)	Lc (mm)	L1 (mm)	L2 (mm)	L (mm)	d (mm)	d (mm)	d (mm)					
8557251	●	3.00	4.50	12.20	6.00	45.00	6.00	1						
8557252	●	4.00	6.00	11.90	7.00	45.00	6.00	1						
8557253	●	5.00	6.00	11.70	9.00	45.00	6.00	1						
8557254	●	6.00	6.00	-	-	45.00	6.00	2						
8557255	●	8.00	8.00	-	-	45.00	8.00	2						
8557256	●	10.00	10.00	-	-	45.00	10.00	2						
8557257	●	12.00	12.00	-	-	50.00	10.00	3						

● Stocked ○ Available Upon Request; MOQ May Apply ▲ Globally Stocked



P					M			K	N		S		H			
Steel					Stainless Steel			Cast Iron	Non-Ferrous		HRSA		Hardened Steel			
Carbon Steel			Alloy Steel	Die Steel					Aluminum		Nickel Alloy	Titanium				
Low	Medium	High			300	400	17-4 PH	6061	7075	Casting			Inconel	6Al4V (30 HRC)	~35 HRC	35-45 HRC
1010	1035	1065	4140	4340	○	○	○	○	○	○	○	○	○	○	○	○
1018	1045				○	○	○	○	○	○	○	○	○	○	○	○

○ Good ○ Best





A Brand AE-MSS-H

Advanced Performance Carbide End Mills with DUOREY Coating

ABOUT OSG

DRILLING

THREADING

MILLING

HOLDERS

INDEX

List 8441

A BRAND AE-MSS-H, Reduced Neck



NEW

SPEED FEED
1347

CARBIDE

DUOREY

43°



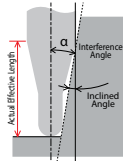
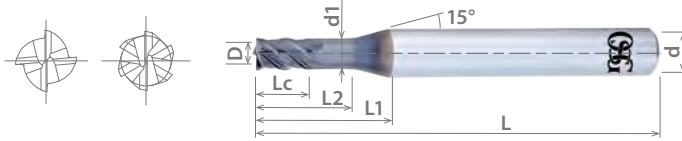
SHANK
h6

STUB

PACKED
1 PIECE

Cutting Diameter Tolerance

1/16" ≤ D ≤ 1/2" +0 / -0.0008"



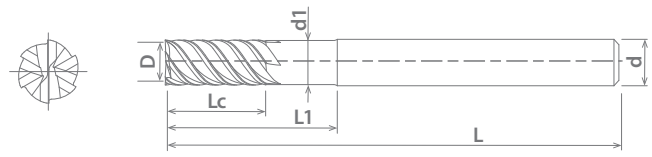
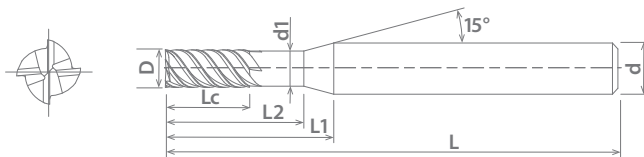
EDP Number	Dia.	Length of Cut	Neck Length	Non-Taper Neck Length	Neck Dia.	Interference Angle	Effective Neck Length by Incline Angle					Overall Length	Shank Dia.	No. of Flutes	Type	Center Cutting
							0.5° (Inch)	1.0° (Inch)	1.5° (Inch)	2.0° (Inch)	3.0° (Inch)					
84410023	1/16	0.094	0.304	0.188	0.061	9.9	0.194	0.201	0.208	0.216	0.234	2.500	0.250	4	1	-
84410123	5/64	0.117	0.380	0.234	0.076	8.8	0.242	0.250	0.259	0.269	0.291	2.500	0.250	4	1	-
84410223	3/32	0.141	0.456	0.281	0.092	7.8	0.290	0.301	0.311	0.323	0.349	2.500	0.250	4	1	-
84410323	7/64	0.164	0.532	0.328	0.105	6.8	0.339	0.351	0.364	0.377	0.408	2.500	0.250	4	1	-
84410423	1/8	0.188	0.608	0.375	0.119	5.9	0.388	0.401	0.416	0.431	0.466	2.500	0.250	4	1	-
84410523	5/32	0.234	0.760	0.469	0.150	4.2	0.485	0.502	0.520	0.539	0.583	2.500	0.250	4	1	-
84410623	3/16	0.281	0.912	0.563	0.182	2.6	0.582	0.602	0.624	0.647	-	2.500	0.250	4	1	-
84410723	7/32	0.328	1.064	0.656	0.213	1.3	0.678	0.705	-	-	-	2.500	0.250	4	1	-
84410823	1/4	0.375	-	0.750	0.244	-	-	-	-	-	-	2.500	0.250	6	2	●
84410923	9/32	0.422	1.369	0.844	0.275	1.0	0.872	-	-	-	-	3.000	0.313	6	1	-
84411023	5/16	0.469	-	0.938	0.307	-	-	-	-	-	-	3.000	0.313	6	2	●
84411123	3/8	0.563	-	1.125	0.369	-	-	-	-	-	-	3.500	0.375	6	2	●
84411223	7/16	0.656	-	1.313	0.432	-	-	-	-	-	-	3.500	0.438	6	2	●
84411323	1/2	0.750	-	1.500	0.492	-	-	-	-	-	-	4.000	0.500	6	2	●

● Stocked ○ Available Upon Request; MOQ May Apply ▲ Globally Stocked



Type 1

Type 2



P					M			K	N		S		H				
Steel					Stainless Steel				Cast Iron	Non-Ferrous		HRSA		Hardened Steel			
Carbon Steel			Alloy Steel	Die Steel	300	400	17-4 PH			Aluminum		Nickel Alloy	Titanium				
Low	Medium	High													6061	Casting	Inconel
1010	1035	1065	4140					7075									
1018	1045		4340														

○ Good ⊙ Best





List 8541

A BRAND AE-MSS-H, Reduced Neck



NEW

SPEED FEED
1347

CARBIDE

DUREY

43°

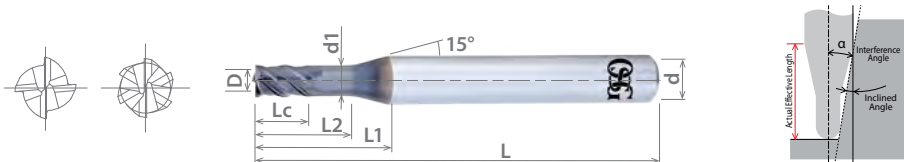


SHANK
h6

STUB

PACKED
1 PIECE

Cutting Diameter Tolerance	
3mm ≤ D ≤ 12mm	+0 / -0.020mm



EDP Number	Dia.	Length of Cut	Neck Length	Non-Taper Neck Length	Neck Dia.	Interference Angle	Effective Neck Length by Incline Angle					Overall Length	Shank Dia.	No. of Flutes	Type
							0.5° (mm)	1.0° (mm)	1.5° (mm)	2.0° (mm)	3.0° (mm)				
8549830	3.00	4.50	14.80	9.00	2.85	5.8	9.46	9.87	10.23	10.62	11.48	45.00	6.00	4	1
8549831	4.00	6.00	16.00	12.00	3.85	3.6	12.60	13.09	13.56	14.07	15.21	50.00	6.00	4	1
8549832	5.00	7.50	17.10	15.00	4.85	1.7	15.72	16.30	16.88	-	-	60.00	6.00	4	1
8549833	6.00	9.00	-	18.00	5.85	-	-	-	-	-	-	80.00	6.00	6	2
8549834	8.00	12.00	-	24.00	7.85	-	-	-	-	-	-	90.00	8.00	6	2
8549835	10.00	15.00	-	30.00	9.85	-	-	-	-	-	-	100.00	10.00	6	2
8549836	12.00	18.00	-	36.00	11.80	-	-	-	-	-	-	110.00	12.00	6	2

● Stocked ○ Available Upon Request; MOQ May Apply ▲ Globally Stocked



ABOUT OSG

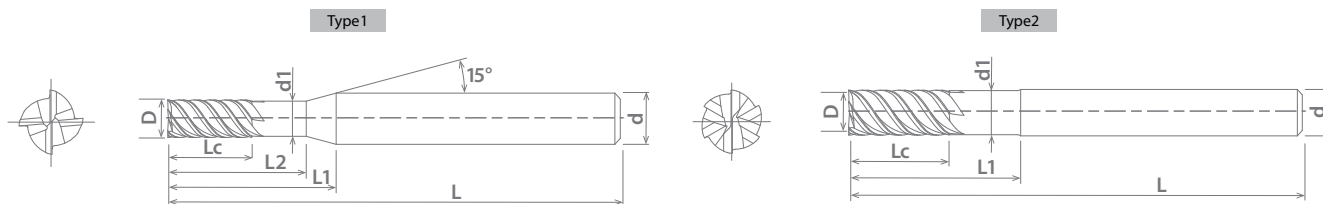
DRILLING

THREADING

MILLING

HOLDERS

INDEX



P					M			K	N		S		H				
Steel					Stainless Steel			Cast Iron	Non-Ferrous		HRSA		Hardened Steel				
Carbon Steel			Alloy Steel	Die Steel	Aluminum		Nickel Alloy		Titanium								
Low	Medium	High			6061	7075				Casting	Inconel	6Al4V (30 HRC)	~35 HRC	35-45 HRC	45-50 HRC	50-70 HRC	
1010	1035	1065	4140	4340	300	400	17-4 PH		6061	7075	Casting	Inconel	6Al4V (30 HRC)	~35 HRC	35-45 HRC	45-50 HRC	50-70 HRC
1018	1045													○	○	⊙	⊙

○ Good ⊙ Best





A Brand AE-MS-H

Advanced Performance Carbide End Mills with DUOREY Coating

ABOUT OSG

DRILLING

THREADING

MILLING

HOLDERS

INDEX

List 8440

A BRAND AE-MS-H



SPEED FEED
1348-1349

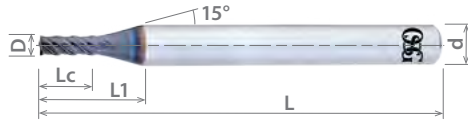
CARBIDE

DUOREY

43°



Cutting Diameter Tolerance	
1/16" ≤ D ≤ 1"	+0 / -0.0008"

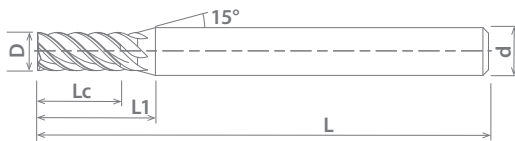


EDP Number		Diameter	Length of Cut	Neck Length	Overall Length	Shank Diameter	Number of Flutes	Type	Center Cutting
		D (Fractional Size)	Lc (Inch)	L1 (Inch)	L (Inch)	d (Inch)			
8440023	●	1/16	0.188	0.600	2.500	0.250	4	1	-
84400123	●	5/64	0.250	0.646	2.500	0.250	4	1	-
84400223	●	3/32	0.313	0.698	2.500	0.250	4	1	-
84400323	●	7/64	0.313	0.668	2.500	0.250	4	1	-
84400423	●	1/8	0.375	0.686	2.500	0.250	4	1	●
84400523	●	5/32	0.500	0.825	2.500	0.250	4	1	●
84400623	●	3/16	0.500	0.767	2.500	0.250	4	1	●
84400723	○	7/32	0.625	0.871	2.500	0.250	4	1	●
84400823	●	1/4	0.625	-	2.500	0.250	6	2	●
84400923	●	9/32	0.750	1.033	2.500	0.313	6	2	●
84401023	●	5/16	0.750	-	2.750	0.313	6	2	●
84401123	●	3/8	1.000	-	3.000	0.375	6	2	●
84401223	●	7/16	1.125	-	3.000	0.438	6	2	●
84401323	●	1/2	1.125	-	3.500	0.500	6	2	●
84401423	●	5/8	1.500	-	4.000	0.625	6	2	●
84401523	●	3/4	1.750	-	4.250	0.750	6	2	●
84401623	●	1	2.500	-	4.500	1.000	8	2	-

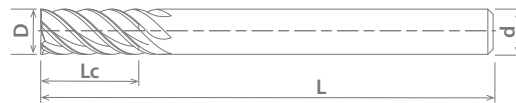
● Stocked ○ Available Upon Request; MOQ May Apply ▲ Globally Stocked



Type1



Type2



P					M			K	N		S		H			
Steel					Stainless Steel			Cast Iron	Non-Ferrous		HRSA		Hardened Steel			
Carbon Steel			Alloy Steel	Die Steel	Aluminum		Nickel Alloy		Titanium	Hardened Steel						
Low	Medium	High			6061	7075				Casting	Inconel	6Al4V (30 HRC)	~35 HRC	35-45 HRC	45-50 HRC	50-70 HRC
1010	1035	1065	4140	○	○	300	400	17-4 PH					○	○	○	○
1018	1045		4340													

○ Good ○ Best





List 8540

A BRAND AE-MS-H



NEW SIZES

SPEED FEED
1348-1349

CARBIDE

DUOREY

43°



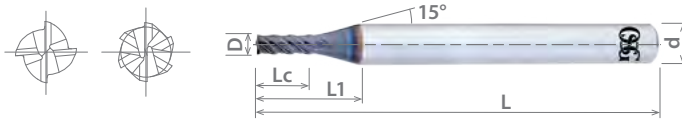
SHANK
h6

REG

LONG

PACKED
1 PIECE

Cutting Diameter Tolerance	
1mm ≤ D ≤ 20mm	+0 / -0.020mm



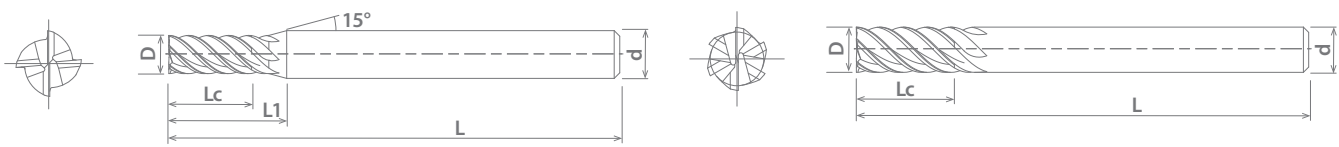
EDP Number		Diameter		Length of Cut		Neck Length		Overall Length		Shank Diameter		Number of Flutes	Type	Center Cutting
		D (mm)	Lc (mm)	L1 (mm)	L (mm)	d (mm)								
8549710	●	1.00	2.50	12.70	60.00	6.00	4	1	-					
8549715	●	1.50	3.80	13.00	60.00	6.00	4	1	-					
85400023	○	1.50	4.00	-	60.00	6.00	4	1	-					
8549720	●	2.00	5.00	13.90	60.00	6.00	4	1	-					
85400123	○	2.00	6.00	-	60.00	6.00	4	1	-					
8549725	●	2.50	6.30	14.50	60.00	6.00	4	1	-					
85400223	●	2.50	8.00	-	60.00	6.00	4	1	-					
8549730	●	3.00	7.50	15.40	60.00	6.00	4	1	●					
85400323	●	3.00	8.00	-	60.00	6.00	4	1	●					
8549740	●	4.00	10.00	16.10	60.00	6.00	4	1	●					
8549750	●	5.00	12.50	16.70	60.00	6.00	4	1	●					
8549760	●	6.00	15.00	-	60.00	6.00	6	2	●					
8549780	●	8.00	20.00	-	70.00	8.00	6	2	●					
8549810	●	10.00	25.00	-	80.00	10.00	6	2	●					
8549812	●	12.00	30.00	-	90.00	12.00	6	2	●					
8549816	●	16.00	40.00	-	105.00	16.00	6	2	●					
8549820	●	20.00	50.00	-	120.00	20.00	6	2	●					

● Stocked ○ Available Upon Request; MOQ May Apply ▲ Globally Stocked



Type1

Type2



P					M			K	N		S		H						
Steel					Stainless Steel			Cast Iron	Non-Ferrous		HRSA		Hardened Steel						
Carbon Steel			Alloy Steel	Die Steel	Aluminum		Nickel Alloy		Titanium	Hardened Steel									
Low	Medium	High			6061	7075				Casting	Inconel	6Al4V (30 HRC)	~35 HRC	35-45 HRC	45-50 HRC	50-70 HRC			
1010	1035	1045	1065	4140	4340	300	400	17-4 PH											

○ Good ⊙ Best





A Brand AE-ML-H

Advanced Performance Carbide End Mills with Long LOC for Hardened Steels

ABOUT OSG

DRILLING

THREADING

MILLING

HOLDERS

INDEX

List 8442

A BRAND AE-ML-H



NEW

SPEED FEED
1350

CARBIDE

DUROREY

43°



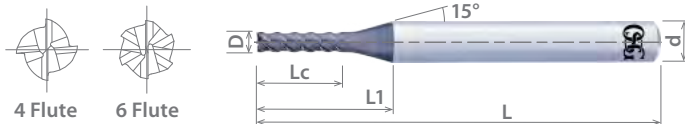
SHANK
h6

LONG

PACKED
1 PIECE

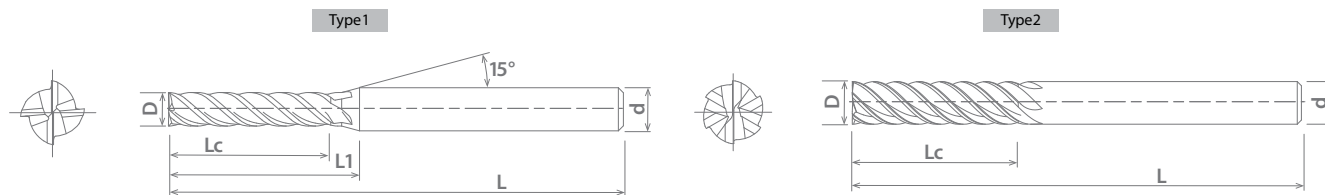
Cutting Diameter Tolerance

1/8" ≤ D ≤ 1/2" +0/-0.0008"



EDP Number	Diameter	Length of Cut	Neck Length	Overall Length	Shank Diameter	Number of Flutes	Type
84420123	1/8	0.500	0.863	2.500	0.250	4	1
84420223	3/16	0.750	1.046	2.500	0.250	4	1
84420323	1/4	1.000	-	2.750	0.250	6	2
84420423	5/16	1.250	-	3.750	0.313	6	2
84420523	3/8	1.500	-	4.000	0.375	6	2
84420623	1/2	2.000	-	4.500	0.500	6	2

● Stocked ○ Available Upon Request; MOQ May Apply ▲ Globally Stocked



P					M			K	N		S		H							
Steel					Stainless Steel			Cast Iron	Non-Ferrous		HRSA		Hardened Steel							
Carbon Steel			Alloy Steel	Die Steel					Aluminum		Nickel Alloy	Titanium								
Low	Medium	High			300	400	17-4 PH		6061	Casting			Inconel	6Al4V (30 HRC)	~35 HRC	35-45 HRC	45-50 HRC	50-70 HRC		
1010	1035	1065	4140																	
1018	1045		4340																	

○ Good ⊙ Best





List 8542

A BRAND AE-ML-H



NEW

SPEED FEED
1350

CARBIDE

DUROREY

43°

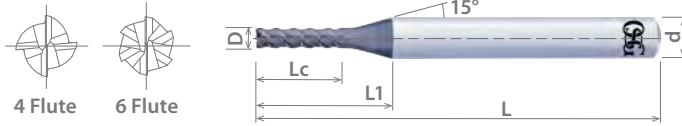


SHANK
h6

LONG

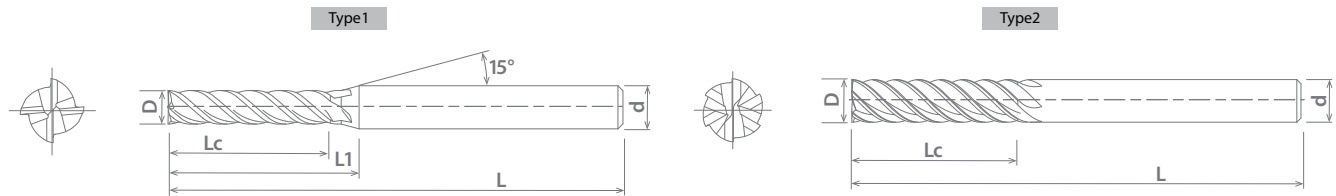
PACKED
1 PIECE

Cutting Diameter Tolerance	
3mm ≤ D ≤ 12mm	+0 / -0.020mm



EDP Number		Diameter		Length of Cut		Neck Length		Overall Length		Shank Diameter		Number of Flutes	Type
		D (mm)	Lc (mm)	L1 (mm)	L (mm)	d (mm)	d (mm)						
8550010	●	3.00	12.00	19.90	60.00	6.00	4	1					
8550011	●	4.00	16.00	22.10	60.00	6.00	4	1					
8550012	●	5.00	20.00	24.20	70.00	6.00	4	1					
8550013	●	6.00	24.00	-	70.00	6.00	6	2					
8550014	●	8.00	32.00	-	80.00	8.00	6	2					
8550015	●	10.00	40.00	-	100.00	10.00	6	2					
8550016	●	12.00	48.00	-	110.00	12.00	6	2					

● Stocked ○ Available Upon Request; MOQ May Apply ▲ Globally Stocked



P					M			K	N		S		H				
Steel					Stainless Steel			Cast Iron	Non-Ferrous		HRSA		Hardened Steel				
Carbon Steel			Alloy Steel	Die Steel					Aluminum		Nickel Alloy	Titanium					
Low	Medium	High			300	400	17-4 PH		6061	7075			Casting	Inconel	6Al4V (30 HRC)	~35 HRC	35-45 HRC
1010	1035	1065	4140	4340													
1018	1045																

○ Good ⊙ Best





A Brand AE-VTS-N

Advanced Performance DLC Coated End Mills for Non-Ferrous Materials

ABOUT OSG

DRILLING

THREADING

MILLING

HOLDERS

INDEX

List 8830

A BRAND AE-VTS-N, Reduced Neck



NEW

SPEED FEED
1351-1352

CARBIDE

DLC-IGUSS

3 FLUTE

40-43°



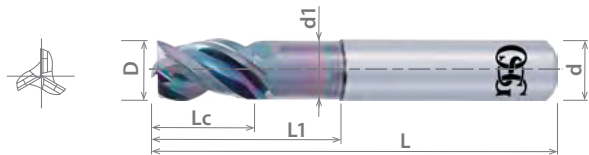
SHRINK FIT

REG

PACKED
1 PIECE

Cutting Diameter Tolerance

1/8" ≤ D ≤ 1/2" +0 / -0.0008"



EDP Number	Diameter	Length of Cut		Neck Length	Neck Diameter	Overall Length	Shank Diameter
		D (Fractional Size)	Lc (Inch)	L1 (Inch)	d1 (Inch)	L (Inch)	d (Inch)
88300009	●	1/8	0.250	0.375	0.120	2.250	0.125
88300109	●	3/16	0.375	0.563	0.181	2.250	0.188
88300209	●	1/4	0.500	0.750	0.242	2.500	0.250
88300309	●	5/16	0.750	0.938	0.305	3.000	0.313
88300409	●	3/8	0.875	1.125	0.367	3.000	0.375
88300509	●	1/2	1.125	1.500	0.488	3.250	0.500

● Stocked ○ Available Upon Request; MOQ May Apply ▲ Globally Stocked



P					M			K	N		S		H					
Steel					Stainless Steel			Cast Iron	Non-Ferrous		HRSA		Hardened Steel					
Carbon Steel			Alloy Steel	Die Steel	Aluminum		Nickel Alloy		Titanium									
Low	Medium	High			6061	7075				Casting	Inconel	6Al4V (30 HRC)	~35 HRC	35-45 HRC	45-50 HRC	50-70 HRC		
1010	1035	1065	4140	4340	300	400	17-4 PH											
1018	1045								○	○								

○ Good ○ Best





List 8930

A BRAND AE-VTS-N, Reduced Neck



NEW

SPEED FEED
1351-1352

CARBIDE

DLC-IGUSS

3 FLUTE

40-43°

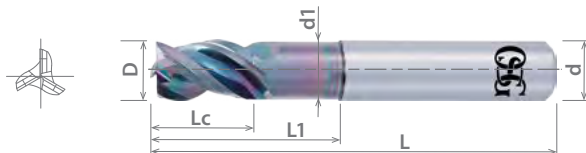


SHRINK FIT

STUB

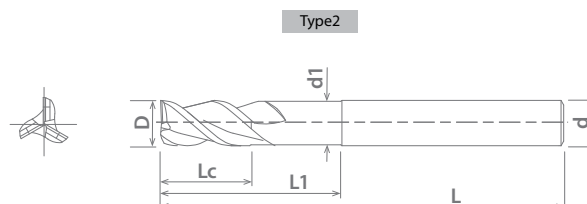
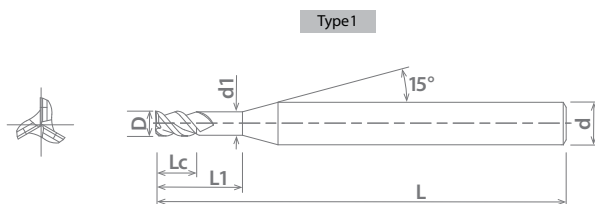
PACKED
1 PIECE

Cutting Diameter Tolerance	
1mm ≤ D ≤ 12mm	+0 / -0.020mm



EDP Number	Diameter	Length of Cut	Neck Length	Neck Diameter	Overall Length	Shank Diameter	Type	
								D (mm)
8557243	●	1.00	1.50	3.00	0.95	45.00	4.00	1
8557244	●	1.50	2.30	4.50	1.45	45.00	4.00	1
8557245	●	2.00	3.00	6.00	1.95	45.00	4.00	1
8557246	●	2.50	3.80	7.50	2.40	45.00	4.00	1
8557360	●	3.00	4.50	9.00	2.85	55.00	6.00	1
8557361	●	4.00	6.00	12.00	3.80	55.00	6.00	1
8557362	●	5.00	7.50	15.00	4.80	55.00	6.00	1
8557363	●	6.00	9.00	18.00	5.80	60.00	6.00	2
8557364	●	8.00	12.00	24.00	7.70	70.00	8.00	2
8557365	●	10.00	15.00	30.00	9.70	75.00	10.00	2
8557366	●	12.00	18.00	36.00	11.70	80.00	12.00	2

● Stocked ○ Available Upon Request; MOQ May Apply ▲ Globally Stocked



P					M			K	N		S		H				
Steel					Stainless Steel			Cast Iron	Non-Ferrous		HRSA		Hardened Steel				
Carbon Steel			Alloy Steel	Die Steel	Aluminum		Nickel Alloy		Titanium	Hardened Steel							
Low	Medium	High			6061	7075				Casting	Inconel	6Al4V (30 HRC)	~35 HRC	35-45 HRC	45-50 HRC	50-70 HRC	
1010	1035	1065	4140	4340	300	400	17-4 PH		○	○							
1018	1045								○	○							

○ Good ○ Best





A Brand AE-TL-N

Advanced Performance DLC Coated End Mills for Non-Ferrous Materials

ABOUT OSG

DRILLING

THREADING

MILLING

HOLDERS

INDEX

List 8630

A BRAND AE-TL-N



SPEED FEED
1353

CARBIDE

DLC

3 FLUTE

41°

SHRINK FIT

REG


LONG

PACKED

1 PIECE

Cutting Diameter Tolerance

1/8" ≤ D ≤ 1" +0 / -0.0008"



EDP Number		Diameter	Length of Cut	Overall Length	Shank Diameter
		D (Fractional Size)	Lc (Inch)	L (Inch)	d (Inch)
8630009	●	1/8	0.375	1.500	0.125
86300109	●	1/8	0.500	2.500	0.125
86300209	●	3/16	0.563	2.000	0.188
86300309	●	3/16	0.750	2.250	0.188
86300409	●	1/4	0.750	2.500	0.250
86300509	●	1/4	1.000	2.500	0.250
86300609	●	1/4	1.250	3.000	0.250
86300709	●	5/16	0.938	2.500	0.313
86300809	●	3/8	1.125	3.000	0.375
86300909	●	3/8	1.500	4.000	0.375
86301009	●	1/2	1.500	4.000	0.500
86301109	●	1/2	2.000	4.000	0.500
86301209	●	1/2	2.500	5.000	0.500
86301309	●	5/8	1.875	5.000	0.625
86301409	●	5/8	2.500	5.000	0.625
86301509	●	5/8	3.125	6.000	0.625
86301609	●	3/4	2.250	5.000	0.750
86301709	●	3/4	3.000	6.000	0.750
86301809	●	1	3.000	6.000	1.000

● Stocked ○ Available Upon Request; MOQ May Apply ▲ Globally Stocked



P					M			K	N		S		H						
Steel					Stainless Steel			Cast Iron	Non-Ferrous		HRSA		Hardened Steel						
Carbon Steel			Alloy Steel	Die Steel					Aluminum		Nickel Alloy	Titanium							
Low	Medium	High			300	400	17-4 PH		6061 7075	Casting			Inconel	6Al4V (30 HRC)	~35 HRC	35-45 HRC	45-50 HRC	50-70 HRC	
1010	1035	1045	1065	4140	4340														
									○	○									

○ Good ○ Best





List 8730

A BRAND AE-TL-N



SPEED FEED
1353

CARBIDE

DLC

3 FLUTE

41°



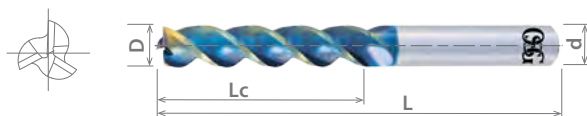
SHRINK
FIT

REG

LONG

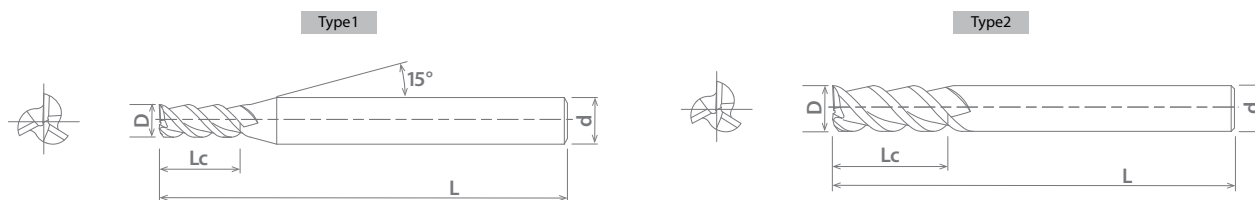
PACKED
1 PIECE

Cutting Diameter Tolerance	
3mm ≤ D ≤ 12mm	+0 / -0.020mm



EDP Number		Diameter	Length of Cut	Overall Length	Shank Diameter	Type
		D (mm)	Lc (mm)	L (mm)	d (mm)	
8557340	●	3.00	9.00	55.00	6.00	1
8557350	●	3.00	15.00	55.00	6.00	1
8557341	●	4.00	12.00	55.00	6.00	1
8557351	●	4.00	20.00	60.00	6.00	1
8557342	●	5.00	15.00	55.00	6.00	1
8557352	●	5.00	25.00	65.00	6.00	1
8557343	●	6.00	18.00	60.00	6.00	2
8557353	●	6.00	30.00	75.00	6.00	2
8557344	●	8.00	24.00	70.00	8.00	2
8557354	●	8.00	40.00	90.00	8.00	2
8557345	●	10.00	30.00	75.00	10.00	2
8557355	●	10.00	50.00	100.00	10.00	2
8557346	●	12.00	36.00	80.00	12.00	2
8557356	●	12.00	60.00	110.00	12.00	2

● Stocked ○ Available Upon Request; MOQ May Apply ▲ Globally Stocked



P					M			K	N		S		H					
Steel					Stainless Steel			Cast Iron	Non-Ferrous		HRSA		Hardened Steel					
Carbon Steel			Alloy Steel	Die Steel	300	400	17-4 PH		Aluminum		Nickel Alloy	Titanium						
Low	Medium	High							6061	7075			Casting	Inconel	6Al4V (30 HRC)	~35 HRC	35-45 HRC	45-50 HRC
1010	1035	1065	4140	4340														
1018	1045							○	○									

○ Good ⊙ Best





List 3619

EXOCARB® WXL®-1.5D-DE



SPEED FEED
1354

CARBIDE

WXL

2 FLUTE

30°



SHANK
h6

STUB

PACKED
1 PIECE



Cutting Diameter Tolerance	
1/16" ≤ D ≤ 7/16"	+0 / -0.0008"
1/2" ≤ D	+0 / -0.0012"

EDP Number	Diameter	Length of Cut	Overall Length	Shank Diameter
36190001	1/16	0.094	2.000	0.125
36190002	5/64	0.125	2.000	0.125
36190003	3/32	0.141	2.000	0.125
36190004	7/64	0.172	2.000	0.125
36190005	1/8	0.188	2.000	0.125
36190006	5/32	0.234	2.000	0.188
36190007	3/16	0.281	2.000	0.188
36190008	1/4	0.375	2.500	0.250
36190009	5/16	0.469	2.500	0.313
36190010	3/8	0.563	2.750	0.375
36190011	7/16	0.656	3.000	0.438
36190012	1/2	0.750	3.000	0.500

● Stocked ○ Available Upon Request; MOQ May Apply ▲ Globally Stocked



P					M			K	N		S		H			
Steel					Stainless Steel			Cast Iron	Non-Ferrous		HRSA		Hardened Steel			
Carbon Steel			Alloy Steel	Die Steel	Aluminum		Nickel Alloy		Titanium							
Low	Medium	High			6061	Casting				Inconel	6Al4V (30 HRC)	~35 HRC	35-45 HRC	45-50 HRC	50-70 HRC	
1010	1035	1065	4140	Die Steel	300	400	17-4 PH	Cast Iron	6061	Casting	Inconel	6Al4V (30 HRC)	~35 HRC	35-45 HRC	45-50 HRC	50-70 HRC
1018	1045	1065	4340		7075											

○ Good ⊗ Best





List 3720

EXOCARB® WXL®-1.5D-DE



SPEED FEED
1355-1356

CARBIDE

WXL

2 FLUTE

30°



SHANK
h6

STUB

PACKED
1 PIECE

Cutting Diameter Tolerance	
0.1mm ≤ D ≤ 6mm	+0 / -0.020mm



EDP Number	Diameter	Length of Cut	Overall Length	Shank Diameter
3181801	0.10	0.15	45.00	4.00
3181802	0.20	0.30	45.00	4.00
3181803	0.30	0.45	45.00	4.00
3181804	0.40	0.60	45.00	4.00
3181805	0.50	0.75	45.00	4.00
3181806	0.60	0.90	45.00	4.00
3181807	0.70	1.10	45.00	4.00
3181808	0.80	1.20	45.00	4.00
3181809	0.90	1.40	45.00	4.00
3181810	1.00	1.50	45.00	4.00
3181811	1.10	1.70	45.00	4.00
3181812	1.20	1.80	45.00	4.00
3181813	1.30	2.00	45.00	4.00
3181814	1.40	2.10	45.00	4.00
3181815	1.50	2.30	45.00	4.00
3181816	1.60	2.40	45.00	4.00
3181817	1.70	2.60	45.00	4.00
3181818	1.80	2.70	45.00	4.00
3181819	1.90	2.90	45.00	4.00
3181820	2.00	3.00	45.00	4.00
3181821	2.10	3.20	45.00	4.00
3181822	2.20	3.30	45.00	4.00
3181823	2.30	3.50	45.00	4.00
3181824	2.40	3.60	45.00	4.00
3181825	2.50	3.80	45.00	4.00
3181826	2.60	3.90	45.00	4.00
3181827	2.70	4.10	45.00	4.00
3181828	2.80	4.20	45.00	4.00
3181829	2.90	4.40	45.00	4.00
3181830	3.00	4.50	45.00	6.00

EDP Number	Diameter	Length of Cut	Overall Length	Shank Diameter
3181831	3.10	4.70	45.00	6.00
3181832	3.20	4.80	45.00	6.00
3181833	3.30	5.00	45.00	6.00
3181834	3.40	5.10	45.00	6.00
3181835	3.50	5.30	45.00	6.00
3181836	3.60	5.40	45.00	6.00
3181837	3.70	5.60	45.00	6.00
3181838	3.80	5.70	45.00	6.00
3181839	3.90	5.90	45.00	6.00
3181840	4.00	6.00	45.00	6.00
3181841	4.10	6.20	50.00	6.00
3181842	4.20	6.30	50.00	6.00
3181843	4.30	6.50	50.00	6.00
3181844	4.40	6.60	50.00	6.00
3181845	4.50	6.80	50.00	6.00
3181846	4.60	6.90	50.00	6.00
3181847	4.70	7.10	50.00	6.00
3181848	4.80	7.20	50.00	6.00
3181849	4.90	7.40	50.00	6.00
3181850	5.00	7.50	50.00	6.00
3181851	5.10	7.70	50.00	6.00
3181852	5.20	7.80	50.00	6.00
3181853	5.30	8.00	50.00	6.00
3181854	5.40	8.10	50.00	6.00
3181855	5.50	8.30	50.00	6.00
3181856	5.60	8.40	50.00	6.00
3181857	5.70	8.60	50.00	6.00
3181858	5.80	8.70	50.00	6.00
3181859	5.90	8.90	50.00	6.00
3181860	6.00	9.00	50.00	6.00

● Stocked ○ Available Upon Request; MOQ May Apply
▲ Globally Stocked



● Stocked ○ Available Upon Request; MOQ May Apply
▲ Globally Stocked



P					M			K	N		S		H					
Steel					Stainless Steel			Cast Iron	Non-Ferrous		HRSA		Hardened Steel					
Carbon Steel			Alloy Steel	Die Steel	300	400	17-4 PH		Aluminum		Nickel Alloy	Titanium						
Low	Medium	High							6061	7075			Casting	Inconel	6Al4V (30 HRC)	~35 HRC	35-45 HRC	45-50 HRC
1010	1035	1045	1065	4140				4340	300	400	17-4 PH	6061	7075	Casting	Inconel	6Al4V (30 HRC)	~35 HRC	35-45 HRC
○	○	○	○	○	○	○	○	○	○	○	○	○	○	○	○	○	○	○

○ Good ○ Best





ABOUT OSG

DRILLING

THREADING

MILLING

HOLDERS

INDEX

List 3620

EXOCARB® WXL®-2D-DE



SPEED FEED
1357

CARBIDE

WXL

2 FLUTE

30°



SHANK
h6

REG

PACKED
1 PIECE

Cutting Diameter Tolerance	
1/16" ≤ D ≤ 7/16"	+0 / -0.0008"
1/2" ≤ D ≤ 3/4"	+0 / -0.0012"



EDP Number	Diameter	Length of Cut	Overall Length	Shank Diameter
36200001	1/16	0.125	2.000	0.125
36200002	5/64	0.156	2.000	0.125
36200003	3/32	0.188	2.000	0.125
36200004	7/64	0.219	2.000	0.125
36200005	1/8	0.250	2.000	0.125
36200006	5/32	0.313	2.000	0.188
36200007	3/16	0.375	2.000	0.188
36200008	7/32	0.438	2.000	0.250
36200009	1/4	0.500	2.500	0.250
36200010	9/32	0.563	2.500	0.313
36200011	5/16	0.625	2.500	0.313
36200012	3/8	0.750	2.750	0.375
36200013	7/16	0.875	3.000	0.438
36200014	1/2	1.000	3.000	0.500
36200015	5/8	1.250	3.500	0.625
36200016	3/4	1.500	4.000	0.750

● Stocked ○ Available Upon Request; MOQ May Apply ▲ Globally Stocked



P					M			K	N		S		H				
Steel					Stainless Steel			Cast Iron	Non-Ferrous		HRSA		Hardened Steel				
Carbon Steel			Alloy Steel	Die Steel	300	400	17-4 PH		Aluminum		Nickel Alloy	Titanium					
Low	Medium	High							6061	Casting			Inconel	6Al4V (30 HRC)	~35 HRC	35-45 HRC	45-50 HRC
1010	1035	1065	4140	4340	300	400	17-4 PH	Cast Iron	6061	7075	Casting	Inconel	6Al4V (30 HRC)	~35 HRC	35-45 HRC	45-50 HRC	50-70 HRC
○	○	○	○	○	○	○	○	○	○	○	○	○	○	○	○	○	○

○ Good ○ Best





List 3721

EXOCARB® WXL®-2D-DE



SPEED FEED
1358-1359

CARBIDE

WXL

2 FLUTE

30°




SHANK
h6

REG

PACKED
1 PIECE

Cutting Diameter Tolerance	
0.1mm ≤ D ≤ 12mm	+0 / -0.020mm
16mm ≤ D ≤ 20mm	+0 / -0.030mm



EDP Number	Diameter	Length of Cut	Overall Length	Shank Diameter
3182001	0.10	0.20	45.00	4.00
3182002	0.20	0.40	45.00	4.00
3182003	0.30	0.60	45.00	4.00
3182004	0.40	0.80	45.00	4.00
3182005	0.50	1.00	45.00	4.00
3182006	0.60	1.20	45.00	4.00
3182007	0.70	1.40	45.00	4.00
3182008	0.80	1.60	45.00	4.00
3182009	0.90	1.80	45.00	4.00
3182010	1.00	2.00	45.00	4.00
3182011	1.10	2.20	45.00	4.00
3182012	1.20	2.40	45.00	4.00
3182013	1.30	2.60	45.00	4.00
3182014	1.40	2.80	45.00	4.00
3182015	1.50	3.00	45.00	4.00
3182016	1.60	3.20	45.00	4.00
3182017	1.70	3.40	45.00	4.00
3182018	1.80	3.60	45.00	4.00
3182019	1.90	3.80	45.00	4.00
3182020	2.00	4.00	45.00	4.00
3182021	2.10	4.20	45.00	4.00
3182022	2.20	4.40	45.00	4.00
3182023	2.30	4.60	45.00	4.00
3182024	2.40	4.80	45.00	4.00
3182025	2.50	5.00	45.00	4.00
3182026	2.60	5.20	45.00	4.00
3182027	2.70	5.40	45.00	4.00
3182028	2.80	5.60	45.00	4.00
3182029	2.90	5.80	45.00	4.00
3182030	3.00	6.00	45.00	6.00
3182031	3.10	6.20	45.00	6.00
3182032	3.20	6.40	45.00	6.00
3182033	3.30	6.60	45.00	6.00
3182034	3.40	6.80	45.00	6.00
3182035	3.50	7.00	45.00	6.00
3182036	3.60	7.20	45.00	6.00
3182037	3.70	7.40	45.00	6.00

EDP Number	Diameter	Length of Cut	Overall Length	Shank Diameter
3182038	3.80	7.60	45.00	6.00
3182039	3.90	7.80	45.00	6.00
3182040	4.00	8.00	45.00	6.00
3182041	4.10	8.20	50.00	6.00
3182042	4.20	8.40	50.00	6.00
3182043	4.30	8.60	50.00	6.00
3182044	4.40	8.80	50.00	6.00
3182045	4.50	9.00	50.00	6.00
3182046	4.60	9.20	50.00	6.00
3182047	4.70	9.40	50.00	6.00
3182048	4.80	9.60	50.00	6.00
3182049	4.90	9.80	50.00	6.00
3182050	5.00	10.00	50.00	6.00
3182051	5.10	10.20	50.00	6.00
3182052	5.20	10.40	50.00	6.00
3182053	5.30	10.60	50.00	6.00
3182054	5.40	10.80	50.00	6.00
3182055	5.50	11.00	50.00	6.00
3182056	5.60	11.20	50.00	6.00
3182057	5.70	11.40	50.00	6.00
3182058	5.80	11.60	50.00	6.00
3182059	5.90	11.80	50.00	6.00
3182060	6.00	12.00	50.00	6.00
3182065	6.50	13.00	60.00	8.00
3182070	7.00	14.00	60.00	8.00
3182075	7.50	15.00	60.00	8.00
3182080	8.00	16.00	60.00	8.00
3182085	8.50	17.00	70.00	10.00
3182090	9.00	18.00	70.00	10.00
3182095	9.50	19.00	70.00	10.00
3182100	10.00	20.00	70.00	10.00
3182110	11.00	22.00	75.00	12.00
3182120	12.00	24.00	75.00	12.00
3182160	16.00	32.00	90.00	16.00
3182180	18.00	36.00	90.00	16.00
3182200	20.00	40.00	100.00	20.00

● Stocked ○ Available Upon Request; MOQ May Apply
▲ Globally Stocked



● Stocked ○ Available Upon Request; MOQ May Apply
▲ Globally Stocked



P					M			K	N		S		H				
Steel					Stainless Steel			Cast Iron	Non-Ferrous		HRSA		Hardened Steel				
Carbon Steel			Alloy Steel	Die Steel	300	400	17-4 PH		Aluminum		Nickel Alloy	Titanium	Hardened Steel				
Low	Medium	High							6061	Casting			Inconel	6Al4V (30 HRC)	~35 HRC	35-45 HRC	45-50 HRC
1010	1035	1045	1065	4140	4340	300	400	17-4 PH	6061	7075	Casting	Inconel	6Al4V (30 HRC)	~35 HRC	35-45 HRC	45-50 HRC	50-70 HRC
○	○	○	○	○	○	○	○	○	○	○	○	○	○	○	○	○	○

○ Good ○ Best





ABOUT OSG

DRILLING

THREADING

MILLING

HOLDERS

INDEX

List 3621

EXOCARB® WXL®-3D-DE



SPEED FEED
1357

CARBIDE

WXL

2 FLUTE


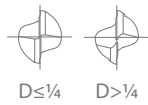
35°



SHANK
h6

REG

PACKED
1 PIECE



Cutting Diameter Tolerance	
1/16" ≤ D ≤ 7/16"	+0 / -0.0008"
1/2" ≤ D ≤ 3/4"	+0 / -0.0012"

EDP Number	Diameter	Length of Cut	Overall Length	Shank Diameter
36210001	1/16	0.188	2.000	0.125
36210002	5/64	0.234	2.000	0.125
36210003	3/32	0.281	2.000	0.125
36210004	7/64	0.328	2.000	0.125
36210005	1/8	0.375	2.000	0.125
36210006	5/32	0.469	2.000	0.188
36210007	3/16	0.563	2.250	0.188
36210008	7/32	0.656	2.500	0.250
36210009	1/4	0.750	2.500	0.250
36210010	9/32	0.844	2.750	0.313
36210011	5/16	0.938	2.750	0.313
36210012	3/8	1.125	3.000	0.375
36210013	7/16	1.313	3.250	0.438
36210014	1/2	1.500	3.500	0.500
36210015	5/8	1.875	4.250	0.625
36210016	3/4	2.250	5.000	0.750

● Stocked ○ Available Upon Request; MOQ May Apply ▲ Globally Stocked



P					M			K	N		S		H				
Steel					Stainless Steel			Cast Iron	Non-Ferrous		HRSA		Hardened Steel				
Carbon Steel			Alloy Steel	Die Steel					Aluminum		Nickel Alloy	Titanium					
Low	Medium	High			300	400	17-4 PH		6061 7075	Casting			Inconel	6Al4V (30 HRC)	~35 HRC	35-45 HRC	45-50 HRC
1010	1035	1065	4140	4340	○	○	○	○	○	○	○	○	○	○	○	○	○
1018	1045	1065	4140	4340	○	○	○	○	○	○	○	○	○	○	○	○	○

○ Good ○ Best





List 3722

EXOCARB® WXL®-3D-DE



SPEED FEED
1360-1361

CARBIDE

WXL

2 FLUTE

35°



SHANK
h6

REG

PACKED
1 PIECE



Cutting Diameter Tolerance	
0.1mm ≤ D ≤ 12mm	+0 / -0.020mm
16mm ≤ D ≤ 20mm	+0 / -0.030mm

EDP Number	Diameter	Length of Cut	Overall Length	Shank Diameter
3182401	0.10	0.30	45.00	4.00
3182402	0.20	0.60	45.00	4.00
3182403	0.30	0.90	45.00	4.00
3182404	0.40	1.20	45.00	4.00
3182405	0.50	1.50	45.00	4.00
3182406	0.60	1.80	45.00	4.00
3182407	0.70	2.10	45.00	4.00
3182408	0.80	2.40	45.00	4.00
3182409	0.90	2.70	45.00	4.00
3182410	1.00	3.00	45.00	4.00
3182411	1.10	3.30	45.00	4.00
3182412	1.20	3.60	45.00	4.00
3182413	1.30	3.90	45.00	4.00
3182414	1.40	4.20	45.00	4.00
3182415	1.50	4.50	45.00	4.00
3182416	1.60	4.80	45.00	4.00
3182417	1.70	5.10	45.00	4.00
3182418	1.80	5.40	45.00	4.00
3182419	1.90	5.70	45.00	4.00
3182420	2.00	6.00	45.00	4.00
3182421	2.10	6.30	45.00	4.00
3182422	2.20	6.60	45.00	4.00
3182423	2.30	6.90	45.00	4.00
3182424	2.40	7.20	45.00	4.00
3182425	2.50	7.50	45.00	4.00
3182426	2.60	7.80	45.00	4.00
3182427	2.70	8.10	45.00	4.00
3182428	2.80	8.40	45.00	4.00
3182429	2.90	8.70	45.00	4.00
3182430	3.00	9.00	45.00	6.00
3182431	3.10	9.30	45.00	6.00
3182432	3.20	9.60	45.00	6.00
3182433	3.30	9.90	45.00	6.00
3182434	3.40	10.20	45.00	6.00
3182435	3.50	10.50	45.00	6.00
3182436	3.60	10.80	45.00	6.00
3182437	3.70	11.10	45.00	6.00

EDP Number	Diameter	Length of Cut	Overall Length	Shank Diameter
3182438	3.80	11.40	45.00	6.00
3182439	3.90	11.70	45.00	6.00
3182440	4.00	12.00	50.00	6.00
3182441	4.10	12.30	50.00	6.00
3182442	4.20	12.60	50.00	6.00
3182443	4.30	12.90	50.00	6.00
3182444	4.40	13.20	50.00	6.00
3182445	4.50	13.50	50.00	6.00
3182446	4.60	13.80	55.00	6.00
3182447	4.70	14.10	55.00	6.00
3182448	4.80	14.40	55.00	6.00
3182449	4.90	14.70	55.00	6.00
3182450	5.00	15.00	55.00	6.00
3182451	5.10	15.30	55.00	6.00
3182452	5.20	15.60	55.00	6.00
3182453	5.30	15.90	55.00	6.00
3182454	5.40	16.20	55.00	6.00
3182455	5.50	16.50	60.00	6.00
3182456	5.60	16.80	60.00	6.00
3182457	5.70	17.10	60.00	6.00
3182458	5.80	17.40	60.00	6.00
3182459	5.90	17.70	60.00	6.00
3182460	6.00	18.00	60.00	6.00
3182465	6.50	19.50	65.00	8.00
3182470	7.00	21.00	65.00	8.00
3182475	7.50	22.50	70.00	8.00
3182480	8.00	24.00	70.00	8.00
3182485	8.50	22.50	70.00	10.00
3182490	9.00	27.00	75.00	10.00
3182495	9.50	28.50	75.00	10.00
3182500	10.00	30.00	80.00	10.00
3182510	11.00	33.00	80.00	12.00
3182520	12.00	36.00	90.00	12.00
3182560	16.00	48.00	110.00	16.00
3182580	18.00	54.00	130.00	16.00
3182600	20.00	60.00	130.00	20.00

● Stocked ○ Available Upon Request; MOQ May Apply
▲ Globally Stocked



● Stocked ○ Available Upon Request; MOQ May Apply
▲ Globally Stocked



P					M			K	N		S		H				
Steel					Stainless Steel			Cast Iron	Non-Ferrous		HRSA		Hardened Steel				
Carbon Steel			Alloy Steel	Die Steel	300	400	17-4 PH		Aluminum		Nickel Alloy	Titanium					
Low	Medium	High							6061	7075			Casting	Inconel	6Al4V (30 HRC)	~35 HRC	35-45 HRC
1010	1035	1045	1065	4140	4340	300	400	17-4 PH	6061	7075	Casting	Inconel	6Al4V (30 HRC)	~35 HRC	35-45 HRC	45-50 HRC	50-70 HRC
○	○	○	○	○	○	○	○	○	○	○	○	○	○	○	○	○	○

○ Good ○ Best





List 3723

EXOCARB® WXL®-4D-DE



SPEED FEED
1362-1363

CARBIDE

WXL

2 FLUTE

40°



SHANK
h6

LONG

PACKED

1 PIECE

Cutting Diameter Tolerance	
0.1mm ≤ D ≤ 12mm	+0 / -0.020mm



EDP Number		Diameter	Length of Cut	Overall Length	Shank Diameter
		D (mm)	Lc (mm)	L (mm)	d (mm)
3182602	●	0.20	0.80	45.00	4.00
3182603	●	0.30	1.20	45.00	4.00
3182604	●	0.40	1.60	45.00	4.00
3182605	●	0.50	2.00	45.00	4.00
3182606	●	0.60	2.40	45.00	4.00
3182607	●	0.70	2.80	45.00	4.00
3182608	●	0.80	3.20	45.00	4.00
3182609	●	0.90	3.60	45.00	4.00
3182610	●	1.00	4.00	45.00	4.00
3182611	●	1.10	4.40	45.00	4.00
3182612	●	1.20	4.80	45.00	4.00
3182613	●	1.30	5.20	45.00	4.00
3182614	●	1.40	5.60	45.00	4.00
3182615	●	1.50	6.00	45.00	4.00
3182616	●	1.60	6.40	45.00	4.00
3182617	●	1.70	6.80	45.00	4.00
3182618	●	1.80	7.20	45.00	4.00
3182619	●	1.90	7.60	45.00	4.00
3182620	●	2.00	8.00	45.00	4.00
3182621	●	2.10	8.40	45.00	4.00
3182622	●	2.20	8.80	45.00	4.00
3182623	●	2.30	9.20	45.00	4.00
3182624	●	2.40	9.60	45.00	4.00
3182625	●	2.50	10.00	45.00	4.00
3182626	●	2.60	10.40	50.00	4.00
3182627	●	2.70	10.80	50.00	4.00
3182628	●	2.80	11.20	50.00	4.00
3182629	●	2.90	11.60	50.00	4.00
3182630	●	3.00	12.00	50.00	6.00
3182631	●	3.10	12.40	50.00	6.00
3182632	●	3.20	12.80	50.00	6.00

EDP Number		Diameter	Length of Cut	Overall Length	Shank Diameter
		D (mm)	Lc (mm)	L (mm)	d (mm)
3182633	●	3.30	13.20	50.00	6.00
3182634	●	3.40	13.60	50.00	6.00
3182635	●	3.50	14.00	50.00	6.00
3182636	●	3.60	14.40	50.00	6.00
3182637	●	3.70	14.80	50.00	6.00
3182638	●	3.80	15.20	50.00	6.00
3182639	●	3.90	15.60	50.00	6.00
3182640	●	4.00	16.00	55.00	6.00
3182641	●	4.10	16.40	55.00	6.00
3182642	●	4.20	16.80	55.00	6.00
3182643	●	4.30	17.20	55.00	6.00
3182644	●	4.40	17.60	55.00	6.00
3182645	●	4.50	18.00	55.00	6.00
3182646	●	4.60	18.40	55.00	6.00
3182647	●	4.70	18.80	55.00	6.00
3182648	●	4.80	19.20	55.00	6.00
3182649	●	4.90	19.60	55.00	6.00
3182650	●	5.00	20.00	60.00	6.00
3182651	●	5.10	20.40	60.00	6.00
3182652	●	5.20	20.80	60.00	6.00
3182653	●	5.30	21.20	60.00	6.00
3182654	●	5.40	21.60	60.00	6.00
3182655	●	5.50	22.00	65.00	6.00
3182656	●	5.60	22.40	65.00	6.00
3182657	●	5.70	22.80	65.00	6.00
3182658	●	5.80	23.20	65.00	6.00
3182659	●	5.90	23.60	65.00	6.00
3182660	●	6.00	24.00	65.00	6.00
3182680	●	8.00	32.00	80.00	8.00
3182700	●	10.00	40.00	90.00	10.00
3182720	●	12.00	48.00	100.00	12.00

● Stocked ○ Available Upon Request; MOQ May Apply
▲ Globally Stocked



● Stocked ○ Available Upon Request; MOQ May Apply
▲ Globally Stocked



P					M			K	N		S		H					
Steel					Stainless Steel			Cast Iron	Non-Ferrous		HRSA		Hardened Steel					
Carbon Steel			Alloy Steel	Die Steel	300	400	17-4 PH		Aluminum		Nickel Alloy	Titanium						
Low	Medium	High							6061	Casting			Inconel	6Al4V (30 HRC)	~35 HRC	35-45 HRC	45-50 HRC	50-70 HRC
1010	1035	1065	4140	4340	○	○	○	○	○	○	○	○	○	○	○	○	○	○
1018	1045	1065	4140	4340	○	○	○	○	○	○	○	○	○	○	○	○	○	○

○ Good ○ Best





List 3791


EXOCARB® WXL®-LN-EDS, Long Neck, Rib Processing



SPEED FEED
1364-1367

CARBIDE	WXL	2 FLUTE	30°			SHANK h6	STUB	PACKED 1 PIECE
---------	-----	---------	-----	--	--	-------------	------	-------------------

Cutting Diameter Tolerance	
0.2mm ≤ D ≤ 5mm	+0 / -0.015mm



EDP Number	Dia.	Length of Cut	Neck Length	Overall Length	Shank Dia.	
						D (mm)
3131201	●	0.20	0.30	0.50	45.00	4.00
3131202	●	0.20	0.30	1.00	45.00	4.00
3131203	●	0.20	0.30	1.50	45.00	4.00
3131204	●	0.20	0.30	2.00	45.00	4.00
3131205	●	0.20	0.30	2.50	45.00	4.00
3131206	●	0.20	0.30	3.00	45.00	4.00
3131207	●	0.20	0.30	3.50	45.00	4.00
3131208	●	0.20	0.30	4.00	45.00	4.00
3131302	●	0.30	0.45	1.00	45.00	4.00
3131303	●	0.30	0.45	1.50	45.00	4.00
3131304	●	0.30	0.45	2.00	45.00	4.00
3131305	●	0.30	0.45	2.50	45.00	4.00
3131306	●	0.30	0.45	3.00	45.00	4.00
3131308	●	0.30	0.45	4.00	45.00	4.00
3131310	●	0.30	0.45	5.00	45.00	4.00
3131312	●	0.30	0.45	6.00	45.00	4.00
3131318	●	0.30	0.45	9.00	45.00	4.00
3131403	●	0.40	0.60	1.50	45.00	4.00
3131404	●	0.40	0.60	2.00	45.00	4.00
3131406	●	0.40	0.60	3.00	45.00	4.00
3131408	●	0.40	0.60	4.00	45.00	4.00
3131410	●	0.40	0.60	5.00	45.00	4.00
3131412	●	0.40	0.60	6.00	45.00	4.00
3131414	●	0.40	0.60	7.00	45.00	4.00
3131416	●	0.40	0.60	8.00	45.00	4.00
3131418	●	0.40	0.60	9.00	45.00	4.00
3131420	●	0.40	0.60	10.00	45.00	4.00
3131424	●	0.40	0.60	12.00	45.00	4.00
3131501	●	0.50	0.70	1.50	45.00	4.00
3131502	●	0.50	0.70	2.00	45.00	4.00
3131503	●	0.50	0.70	3.00	45.00	4.00
3131504	●	0.50	0.70	4.00	45.00	4.00
3131505	●	0.50	0.70	5.00	45.00	4.00
3131506	●	0.50	0.70	6.00	45.00	4.00
3131507	●	0.50	0.70	7.00	45.00	4.00
3131508	●	0.50	0.70	8.00	45.00	4.00
3131509	●	0.50	0.70	9.00	45.00	4.00
3131510	●	0.50	0.70	10.00	45.00	4.00
3131512	●	0.50	0.70	12.00	45.00	4.00
3131515	●	0.50	0.70	15.00	50.00	4.00
3131602	●	0.60	0.90	2.00	45.00	4.00
3131603	●	0.60	0.90	3.00	45.00	4.00
3131604	●	0.60	0.90	4.00	45.00	4.00
3131605	●	0.60	0.90	5.00	45.00	4.00
3131606	●	0.60	0.90	6.00	45.00	4.00
3131607	●	0.60	0.90	7.00	45.00	4.00
3131608	●	0.60	0.90	8.00	45.00	4.00
3131610	●	0.60	0.90	10.00	45.00	4.00

EDP Number	Dia.	Length of Cut	Neck Length	Overall Length	Shank Dia.	
						D (mm)
3131612	●	0.60	0.90	12.00	45.00	4.00
3131615	●	0.60	0.90	15.00	50.00	4.00
3131618	●	0.60	0.90	18.00	50.00	4.00
3131702	●	0.70	1.00	2.00	45.00	4.00
3131704	●	0.70	1.00	4.00	45.00	4.00
3131706	●	0.70	1.00	6.00	45.00	4.00
3131708	●	0.70	1.00	8.00	45.00	4.00
3131710	●	0.70	1.00	10.00	45.00	4.00
3131804	●	0.80	1.20	4.00	45.00	4.00
3131806	●	0.80	1.20	6.00	45.00	4.00
3131808	●	0.80	1.20	8.00	45.00	4.00
3131810	●	0.80	1.20	10.00	45.00	4.00
3131812	●	0.80	1.20	12.00	45.00	4.00
3131814	●	0.80	1.20	14.00	50.00	4.00
3131816	●	0.80	1.20	16.00	50.00	4.00
3131820	●	0.80	1.20	20.00	55.00	4.00
3131824	●	0.80	1.20	24.00	60.00	4.00
3131904	●	0.90	1.35	4.00	45.00	4.00
3131906	●	0.90	1.35	6.00	45.00	4.00
3131908	●	0.90	1.35	8.00	45.00	4.00
3131910	●	0.90	1.35	10.00	45.00	4.00
3131915	●	0.90	1.35	15.00	50.00	4.00
3132003	●	1.00	1.50	3.00	45.00	4.00
3132004	●	1.00	1.50	4.00	45.00	4.00
3132005	●	1.00	1.50	5.00	45.00	4.00
3132006	●	1.00	1.50	6.00	45.00	4.00
3132007	●	1.00	1.50	7.00	45.00	4.00
3132008	●	1.00	1.50	8.00	45.00	4.00
3132009	●	1.00	1.50	9.00	45.00	4.00
3132010	●	1.00	1.50	10.00	45.00	4.00
3132012	●	1.00	1.50	12.00	45.00	4.00
3132014	●	1.00	1.50	14.00	50.00	4.00
3132016	●	1.00	1.50	16.00	50.00	4.00
3132018	●	1.00	1.50	18.00	55.00	4.00
3132020	●	1.00	1.50	20.00	55.00	4.00
3132022	●	1.00	1.50	22.00	60.00	4.00
3132025	●	1.00	1.50	25.00	60.00	4.00
3132030	●	1.00	1.50	30.00	70.00	4.00
3132204	●	1.20	1.80	4.00	45.00	4.00
3132206	●	1.20	1.80	6.00	45.00	4.00
3132208	●	1.20	1.80	8.00	45.00	4.00
3132210	●	1.20	1.80	10.00	45.00	4.00
3132212	●	1.20	1.80	12.00	45.00	4.00
3132214	●	1.20	1.80	14.00	50.00	4.00
3132216	●	1.20	1.80	16.00	50.00	4.00
3132220	●	1.20	1.80	20.00	55.00	4.00
3132406	●	1.40	2.10	6.00	45.00	4.00
3132408	●	1.40	2.10	8.00	45.00	4.00

● Stocked ○ Available Upon Request; MOQ May Apply
▲ Globally Stocked



● Stocked ○ Available Upon Request; MOQ May Apply
▲ Globally Stocked



CONTINUED ➔

P					M			K	N		S		H			
Steel					Stainless Steel			Cast Iron	Non-Ferrous		HRSA		Hardened Steel			
Carbon Steel			Alloy Steel	Die Steel	300	400	17-4 PH		Aluminum		Nickel Alloy	Titanium	Hardened Steel			
Low	Medium	High							6061	Casting			Inconel	6Al4V (30 HRC)	~35 HRC	35-45 HRC
1010	1035	1065	4140	4340	300	400	17-4 PH	6061	7075	Casting	Inconel	6Al4V (30 HRC)	~35 HRC	35-45 HRC	45-50 HRC	50-70 HRC
○	○	○	○	○	○	○	○	○	○	○	○	○	○	○	○	○

○ Good ○ Best





List 3791 (Continued)


EXOCARB® WXL®-LN-EDS, Long Neck, Rib Processing



SPEED FEED
1364-1367

CARBIDE	WXL	2 FLUTE	30°			SHANK h6	STUB	PACKED 1 PIECE
---------	-----	---------	-----	--	--	-------------	------	-------------------

Cutting Diameter Tolerance	
0.2mm ≤ D ≤ 5mm	+0 / -0.015mm



EDP Number	Dia.	Length of Cut	Neck Length	Overall Length	Shank Dia.	
						D (mm)
3132410	●	1.40	2.10	10.00	45.00	4.00
3132412	●	1.40	2.10	12.00	45.00	4.00
3132414	●	1.40	2.10	14.00	50.00	4.00
3132416	●	1.40	2.10	16.00	50.00	4.00
3132422	●	1.40	2.10	22.00	60.00	4.00
3132504	●	1.50	2.30	4.00	45.00	4.00
3132506	●	1.50	2.30	6.00	45.00	4.00
3132508	●	1.50	2.30	8.00	45.00	4.00
3132510	●	1.50	2.30	10.00	45.00	4.00
3132512	●	1.50	2.30	12.00	45.00	4.00
3132514	●	1.50	2.30	14.00	50.00	4.00
3132516	●	1.50	2.30	16.00	50.00	4.00
3132518	●	1.50	2.30	18.00	55.00	4.00
3132520	●	1.50	2.30	20.00	55.00	4.00
3132525	●	1.50	2.30	25.00	60.00	4.00
3132530	●	1.50	2.30	30.00	70.00	4.00
3132538	●	1.50	2.30	38.00	80.00	4.00
3132540	●	1.50	2.30	40.00	80.00	4.00
3132545	●	1.50	2.30	45.00	80.00	4.00
3132606	●	1.60	2.40	6.00	45.00	4.00
3132608	●	1.60	2.40	8.00	45.00	4.00
3132610	●	1.60	2.40	10.00	45.00	4.00
3132612	●	1.60	2.40	12.00	45.00	4.00
3132614	●	1.60	2.40	14.00	50.00	4.00
3132616	●	1.60	2.40	16.00	50.00	4.00
3132618	●	1.60	2.40	18.00	55.00	4.00
3132620	●	1.60	2.40	20.00	55.00	4.00
3132806	●	1.80	2.70	6.00	45.00	4.00
3132808	●	1.80	2.70	8.00	45.00	4.00
3132810	●	1.80	2.70	10.00	45.00	4.00
3132812	●	1.80	2.70	12.00	45.00	4.00
3132814	●	1.80	2.70	14.00	50.00	4.00
3132816	●	1.80	2.70	16.00	50.00	4.00
3132818	●	1.80	2.70	18.00	55.00	4.00
3132820	●	1.80	2.70	20.00	55.00	4.00
3132825	●	1.80	2.70	25.00	60.00	4.00
3133006	●	2.00	3.00	6.00	45.00	4.00
3133008	●	2.00	3.00	8.00	45.00	4.00
3133010	●	2.00	3.00	10.00	45.00	4.00
3133012	●	2.00	3.00	12.00	45.00	4.00
3133014	●	2.00	3.00	14.00	50.00	4.00
3133016	●	2.00	3.00	16.00	50.00	4.00
3133018	●	2.00	3.00	18.00	55.00	4.00
3133020	●	2.00	3.00	20.00	55.00	4.00
3133025	●	2.00	3.00	25.00	60.00	4.00
3133030	●	2.00	3.00	30.00	70.00	4.00

EDP Number	Dia.	Length of Cut	Neck Length	Overall Length	Shank Dia.	
						D (mm)
3133035	●	2.00	3.00	35.00	80.00	4.00
3133040	●	2.00	3.00	40.00	90.00	4.00
3133050	●	2.00	3.00	50.00	100.00	4.00
3133060	●	2.00	3.00	60.00	110.00	4.00
3133508	●	2.50	3.70	8.00	45.00	4.00
3133510	●	2.50	3.70	10.00	45.00	4.00
3133512	●	2.50	3.70	12.00	45.00	4.00
3133514	●	2.50	3.70	14.00	50.00	4.00
3133516	●	2.50	3.70	16.00	55.00	4.00
3133518	●	2.50	3.70	18.00	55.00	4.00
3133520	●	2.50	3.70	20.00	60.00	4.00
3133525	●	2.50	3.70	25.00	70.00	4.00
3133530	●	2.50	3.70	30.00	80.00	4.00
3133540	●	2.50	3.70	40.00	90.00	4.00
3133550	●	2.50	3.70	50.00	100.00	4.00
3134008	●	3.00	4.50	8.00	45.00	6.00
3134010	●	3.00	4.50	10.00	45.00	6.00
3134012	●	3.00	4.50	12.00	45.00	6.00
3134014	●	3.00	4.50	14.00	50.00	6.00
3134016	●	3.00	4.50	16.00	55.00	6.00
3134018	●	3.00	4.50	18.00	55.00	6.00
3134020	●	3.00	4.50	20.00	60.00	6.00
3134025	●	3.00	4.50	25.00	65.00	6.00
3134030	●	3.00	4.50	30.00	80.00	6.00
3134035	●	3.00	4.50	35.00	90.00	6.00
3134040	●	3.00	4.50	40.00	90.00	6.00
3134050	●	3.00	4.50	50.00	100.00	6.00
3135012	●	4.00	6.00	12.00	50.00	6.00
3135016	●	4.00	6.00	16.00	60.00	6.00
3135020	●	4.00	6.00	20.00	60.00	6.00
3135025	●	4.00	6.00	25.00	70.00	6.00
3135030	●	4.00	6.00	30.00	80.00	6.00
3135035	●	4.00	6.00	35.00	90.00	6.00
3135040	●	4.00	6.00	40.00	90.00	6.00
3135045	●	4.00	6.00	45.00	100.00	6.00
3135050	●	4.00	6.00	50.00	100.00	6.00
3135060	●	4.00	6.00	60.00	110.00	6.00
3136016	●	5.00	7.50	16.00	60.00	6.00
3136020	●	5.00	7.50	20.00	70.00	6.00
3136025	●	5.00	7.50	25.00	70.00	6.00
3136030	●	5.00	7.50	30.00	90.00	6.00
3136035	●	5.00	7.50	35.00	90.00	6.00
3136040	●	5.00	7.50	40.00	100.00	6.00
3136050	●	5.00	7.50	50.00	110.00	6.00
3136060	●	5.00	7.50	60.00	120.00	6.00

● Stocked ○ Available Upon Request; MOQ May Apply
▲ Globally Stocked



● Stocked ○ Available Upon Request; MOQ May Apply
▲ Globally Stocked



P					M			K	N		S		H			
Steel					Stainless Steel			Cast Iron	Non-Ferrous		HRSA		Hardened Steel			
Carbon Steel			Alloy Steel	Die Steel					Aluminum		Nickel Alloy	Titanium				
Low	Medium	High			300	400	17-4 PH		6061 7075	Casting			Inconel	6Al4V (30 HRC)	~35 HRC	35-45 HRC
○	○	○	○	○	○	○	○	○	○	○	○	○	○	○	○	○

○ Good ○ Best





List 3604

EXOCARB® WXL®-EMS



SPEED FEED
1368

CARBIDE

WXL

4 FLUTE

30°

SHANK

h6

STUB

REG


LONG

PACKED

1 PIECE

Cutting Diameter Tolerance

1/16" ≤ D ≤ 1" +0/-0.0008"



EDP Number		Diameter	Length of Cut	Overall Length	Shank Diameter
		D (Fractional Size)	Lc (Inch)	L (Inch)	d (Inch)
36040111	●	1/16	0.188	1.500	0.125
36040211	●	5/64	0.250	1.500	0.125
36040311	●	3/32	0.375	1.500	0.125
36040411	●	7/64	0.375	1.500	0.125
36040511	●	1/8	0.500	1.500	0.125
36040611	●	5/32	0.563	2.000	0.188
36040711	●	3/16	0.625	2.000	0.188
36040811	●	7/32	0.625	2.500	0.250
36040911	●	1/4	0.750	2.500	0.250
36041011	●	9/32	0.750	2.500	0.313
36041111	●	5/16	0.813	2.500	0.313
36041211	●	3/8	1.000	2.500	0.375
36041311	●	7/16	1.000	2.750	0.438
36041411	●	1/2	1.000	3.000	0.500
36041511	●	5/8	1.250	3.500	0.625
36041611	●	3/4	1.500	4.000	0.750
36041711	●	1	1.500	4.000	1.000

● Stocked ○ Available Upon Request; MOQ May Apply ▲ Globally Stocked



ABOUT OSG

DRILLING

THREADING

MILLING

HOLDERS

INDEX

P					M			K	N		S		H			
Steel					Stainless Steel			Cast Iron	Non-Ferrous		HRSA		Hardened Steel			
Carbon Steel			Alloy Steel	Die Steel	Aluminum		Nickel Alloy		Titanium							
Low	Medium	High			6061	Casting				Inconel	6Al4V (30 HRC)	~35 HRC	35-45 HRC	45-50 HRC	50-70 HRC	
1010	1035	1065	4140	4340	300	400	17-4 PH	6061	7075	Casting	Inconel	6Al4V (30 HRC)	~35 HRC	35-45 HRC	45-50 HRC	50-70 HRC
○	○	○	○	○	○	○	○	○	○	○	○	○	○	○	○	○

○ Good ○ Best





EXOCARB® WXL®

Premium Performance Carbide End Mills with OSG's Proprietary WXL Coating

ABOUT OSG

DRILLING

THREADING

MILLING

HOLDERS

INDEX

List 3704

EXOCAR® WXL®-EMS



SPEED FEED
1369

CARBIDE

WXL



30°




SHANK
h6

REG

LONG

PACKED
1 PIECE

Cutting Diameter Tolerance	
1mm ≤ D ≤ 12mm	+0 / -0.020mm



EDP Number	Diameter	Length of Cut	Overall Length	Shank Diameter
3130510	1.00	2.50	40.00	4.00
3130515	1.50	4.00	40.00	4.00
3130520	2.00	6.00	40.00	4.00
3130525	2.50	8.00	40.00	4.00
3130530	3.00	8.00	45.00	6.00
3130535	3.50	10.00	45.00	6.00
3130540	4.00	11.00	45.00	6.00
3130545	4.50	11.00	45.00	6.00
3130550	5.00	13.00	50.00	6.00
3130560	6.00	13.00	50.00	6.00
3130570	7.00	16.00	60.00	8.00
3130580	8.00	19.00	60.00	8.00
3130590	9.00	19.00	70.00	10.00
3130600	10.00	22.00	70.00	10.00
3130620	12.00	26.00	75.00	12.00

● Stocked ○ Available Upon Request; MOQ May Apply ▲ Globally Stocked



P					M			K	N		S		H						
Steel					Stainless Steel			Cast Iron	Non-Ferrous		HRSA		Hardened Steel						
Carbon Steel			Alloy Steel	Die Steel					Aluminum		Nickel Alloy	Titanium							
Low	Medium	High			300	400	17-4 PH		6061 7075	Casting			Inconel	6Al4V (30 HRC)	~35 HRC	35-45 HRC	45-50 HRC	50-70 HRC	
1010	1035	1065	4140	4340	○	○	○	○	○	○	○	○	○	○	○	○	○	○	○
1018	1045	1065	4140	4340	○	○	○	○	○	○	○	○	○	○	○	○	○	○	○

○ Good ○ Best





List 3794

EXOCARB® WXL®-LN-EMS, Long Neck, Rib Processing



SPEED FEED
1370-1371

CARBIDE	WXL	4 FLUTE	35°	SHANK h6	STUB	PACKED 1 PIECE
---------	-----	---------	-----	----------	------	----------------

Cutting Diameter Tolerance	
1mm ≤ D ≤ 3mm	+0 / -0.015mm



EDP Number	Dia.	Length of Cut	Neck Length	Neck Dia.	Overall Length	Shank Dia.	
							D (mm)
3172004	●	1.00	1.50	4.00	0.95	45.00	4.00
3172006	●	1.00	1.50	6.00	0.95	45.00	4.00
3172008	●	1.00	1.50	8.00	0.95	45.00	4.00
3172010	●	1.00	1.50	10.00	0.95	45.00	4.00
3172012	●	1.00	1.50	12.00	0.95	45.00	4.00
3172016	●	1.00	1.50	16.00	0.95	50.00	4.00
3172206	●	1.20	1.80	6.00	1.15	45.00	4.00
3172208	●	1.20	1.80	8.00	1.15	45.00	4.00
3172210	●	1.20	1.80	10.00	1.15	45.00	4.00
3172212	●	1.20	1.80	12.00	1.15	45.00	4.00
3172216	●	1.20	1.80	16.00	1.15	50.00	4.00
3172406	●	1.40	2.10	6.00	1.35	45.00	4.00
3172408	●	1.40	2.10	8.00	1.35	45.00	4.00
3172410	●	1.40	2.10	10.00	1.35	45.00	4.00
3172412	●	1.40	2.10	12.00	1.35	45.00	4.00
3172414	●	1.40	2.10	14.00	1.35	50.00	4.00
3172416	●	1.40	2.10	16.00	1.35	50.00	4.00
3172422	●	1.40	2.10	22.00	1.35	60.00	4.00
3172506	●	1.50	2.30	6.00	1.45	45.00	4.00
3172508	●	1.50	2.30	8.00	1.45	45.00	4.00
3172510	●	1.50	2.30	10.00	1.45	45.00	4.00
3172512	●	1.50	2.30	12.00	1.45	45.00	4.00
3172514	●	1.50	2.30	14.00	1.45	50.00	4.00
3172516	●	1.50	2.30	16.00	1.45	50.00	4.00
3172518	●	1.50	2.30	18.00	1.45	55.00	4.00
3172520	●	1.50	2.30	20.00	1.45	55.00	4.00
3172606	●	1.60	2.40	6.00	1.55	45.00	4.00
3172608	●	1.60	2.40	8.00	1.55	45.00	4.00
3172610	●	1.60	2.40	10.00	1.55	45.00	4.00
3172612	●	1.60	2.40	12.00	1.55	45.00	4.00
3172614	●	1.60	2.40	14.00	1.55	50.00	4.00
3172616	●	1.60	2.40	16.00	1.55	50.00	4.00
3172618	●	1.60	2.40	18.00	1.55	55.00	4.00

EDP Number	Dia.	Length of Cut	Neck Length	Neck Dia.	Overall Length	Shank Dia.	
							D (mm)
3172620	●	1.60	2.40	20.00	1.55	55.00	4.00
3172625	●	1.60	2.40	25.00	1.55	60.00	4.00
3172806	●	1.80	2.70	6.00	1.75	45.00	4.00
3172808	●	1.80	2.70	8.00	1.75	45.00	4.00
3172810	●	1.80	2.70	10.00	1.75	45.00	4.00
3172812	●	1.80	2.70	12.00	1.75	45.00	4.00
3172814	●	1.80	2.70	14.00	1.75	50.00	4.00
3172816	●	1.80	2.70	16.00	1.75	50.00	4.00
3172818	●	1.80	2.70	18.00	1.75	55.00	4.00
3172820	●	1.80	2.70	20.00	1.75	55.00	4.00
3172825	●	1.80	2.70	25.00	1.75	60.00	4.00
3173006	●	2.00	3.00	6.00	1.95	45.00	4.00
3173008	●	2.00	3.00	8.00	1.95	45.00	4.00
3173010	●	2.00	3.00	10.00	1.95	45.00	4.00
3173012	●	2.00	3.00	12.00	1.95	45.00	4.00
3173014	●	2.00	3.00	14.00	1.95	50.00	4.00
3173016	●	2.00	3.00	16.00	1.95	50.00	4.00
3173018	●	2.00	3.00	18.00	1.95	55.00	4.00
3173020	●	2.00	3.00	20.00	1.95	55.00	4.00
3173025	●	2.00	3.00	25.00	1.95	60.00	4.00
3173030	●	2.00	3.00	30.00	1.95	70.00	4.00
3173508	●	2.50	3.70	8.00	2.40	45.00	4.00
3173512	●	2.50	3.70	12.00	2.40	45.00	4.00
3173516	●	2.50	3.70	16.00	2.40	55.00	4.00
3173520	●	2.50	3.70	20.00	2.40	60.00	4.00
3173525	●	2.50	3.70	25.00	2.40	70.00	4.00
3174008	●	3.00	4.50	8.00	2.85	45.00	6.00
3174012	●	3.00	4.50	12.00	2.85	45.00	6.00
3174016	●	3.00	4.50	16.00	2.85	55.00	6.00
3174020	●	3.00	4.50	20.00	2.85	60.00	6.00
3174025	●	3.00	4.50	25.00	2.85	65.00	6.00
3174030	●	3.00	4.50	30.00	2.85	80.00	6.00

● Stocked ○ Available Upon Request; MOQ May Apply
▲ Globally Stocked



● Stocked ○ Available Upon Request; MOQ May Apply
▲ Globally Stocked



P					M			K	N		S		H			
Steel					Stainless Steel			Cast Iron	Non-Ferrous		HRSA		Hardened Steel			
Carbon Steel			Alloy Steel	Die Steel	300	400	17-4 PH		Aluminum		Nickel Alloy	Titanium	Hardened Steel			
Low	Medium	High							6061	Casting			Inconel	6Al4V (30 HRC)	~35 HRC	35-45 HRC
1010	1035	1065	4140	4340				6061	7075	6061	7075	Casting	Inconel	6Al4V (30 HRC)	~35 HRC	35-45 HRC
○	○	○	○	○	○	○	○	○	○	○	○	○	○	○	○	○

○ Good ○ Best





List 3642

EXOCARB® WXL®-EML



SPEED FEED
1372

CARBIDE

WXL

4 FLUTE

30°



SHANK
h6

LONG

EXTRA LONG

PACKED
1 PIECE

Cutting Diameter Tolerance	
1/16" ≤ D ≤ 1/2"	+0 / -0.0008"
5/8" ≤ D	+0 / -0.0012"



EDP Number		Diameter	Length of Cut	Overall Length	Shank Diameter
		D (Fractional Size)	Lc (Inch)	L (Inch)	d (Inch)
36420012	●	1/16	0.250	1.500	0.125
36420112	○	5/64	0.313	1.500	0.125
36420212	●	3/32	0.500	1.500	0.125
36420312	○	7/64	0.500	1.500	0.125
36420412	●	1/8	0.625	1.500	0.125
36420512	●	5/32	0.688	2.000	0.188
36420612	●	3/16	0.750	2.000	0.188
36420712	●	7/32	0.875	2.500	0.250
36420812	●	1/4	1.000	2.500	0.250
36420912	●	5/16	1.125	3.000	0.313
36421012	●	3/8	1.375	4.000	0.375
36421112	●	1/2	1.625	4.000	0.500
36421212	●	5/8	2.000	5.000	0.625

● Stocked ○ Available Upon Request; MOQ May Apply ▲ Globally Stocked



P					M			K	N		S		H			
Steel					Stainless Steel			Cast Iron	Non-Ferrous		HRSA		Hardened Steel			
Carbon Steel			Alloy Steel	Die Steel					Aluminum		Nickel Alloy	Titanium				
Low	Medium	High			300	400	17-4 PH		6061 7075	Casting			Inconel	6Al4V (30 HRC)	~35 HRC	35-45 HRC
○	○	○	○	○	○	○	○	○	○	○	○	○	○	○	○	○

○ Good ○ Best





List 3742

EXOCARB® WXL®-EML



SPEED FEED
1372

CARBIDE

WXL

4 FLUTE

30°




SHANK
h6

REG

LONG

PACKED
1 PIECE

Cutting Diameter Tolerance	
3mm ≤ D ≤ 26mm	+0 / -0.030mm



EDP Number		Diameter	Length of Cut	Overall Length	Shank Diameter
		D (mm)	Lc (mm)	L (mm)	d (mm)
37420000	●	3.00	12.00	50.00	6.00
37420001	●	3.50	14.00	50.00	6.00
37420002	●	4.00	17.00	50.00	6.00
37420003	●	4.50	17.00	50.00	6.00
37420004	●	5.00	20.00	60.00	6.00
37420005	●	5.50	20.00	60.00	6.00
37420006	●	6.00	20.00	60.00	6.00
37420007	●	6.50	24.00	70.00	8.00
37420008	●	7.00	24.00	70.00	8.00
37420009	●	7.50	24.00	70.00	8.00
37420010	●	8.00	28.00	70.00	8.00
37420011	●	8.50	28.00	80.00	10.00
37420012	●	9.00	28.00	80.00	10.00
37420013	●	9.50	28.00	80.00	10.00
37420014	●	10.00	34.00	80.00	10.00
37420015	●	10.50	34.00	90.00	12.00
37420016	●	11.00	34.00	90.00	12.00
37420017	●	11.50	34.00	90.00	12.00
37420018	●	12.00	40.00	90.00	12.00
37420019	●	13.00	40.00	100.00	12.00
37420020	●	14.00	40.00	100.00	12.00
37420021	●	15.00	40.00	105.00	16.00
37420022	●	16.00	48.00	115.00	16.00
37420023	●	18.00	48.00	115.00	16.00
37420024	●	20.00	56.00	125.00	20.00
37420025	●	23.00	67.00	140.00	25.00
37420026	●	24.00	67.00	140.00	25.00
37420027	●	25.00	67.00	140.00	25.00
37420028	●	26.00	67.00	140.00	25.00

● Stocked ○ Available Upon Request; MOQ May Apply ▲ Globally Stocked



P					M			K	N		S		H			
Steel					Stainless Steel			Cast Iron	Non-Ferrous		HRSA		Hardened Steel			
Carbon Steel			Alloy Steel	Die Steel	300	400	17-4 PH		Aluminum		Nickel Alloy	Titanium	Hardened Steel			
Low	Medium	High							6061	Casting			Inconel	6Al4V (30 HRC)	~35 HRC	35-45 HRC
1010	1035	1065	4140	4340				7075								
○	○	○	○	○	○	○	○	○	○	○	○	○	○	○	○	

○ Good ○ Best





ABOUT OSG

DRILLING

THREADING

MILLING

HOLDERS

INDEX

List 9140

EXOCARB® MAX HARD-EMS

SPEED FEED 1373	CARBIDE	WXS	6 FLUTE	45°		SHANK h6	REG	PACKED 1 PIECE
---------------------------	----------------	------------	----------------	------------	--	--------------------	------------	--------------------------

Cutting Diameter Tolerance	
3mm ≤ D ≤ 12mm	+0 / -0.020mm



EDP Number		Diameter		Length of Cut		Overall Length		Shank Diameter	
		D (mm)		Lc (mm)		L (mm)		d (mm)	
91400311	●	3.00		8.00		45.00		6.00	
91400411	●	4.00		11.00		45.00		6.00	
91400511	●	5.00		13.00		50.00		6.00	
91400611	●	6.00		13.00		50.00		6.00	
91400811	●	8.00		19.00		60.00		8.00	
91401011	●	10.00		22.00		70.00		10.00	
91401211	●	12.00		26.00		75.00		12.00	

● Stocked ○ Available Upon Request; MOQ May Apply ▲ Globally Stocked



P					M			K	N		S		H					
Steel					Stainless Steel			Cast Iron	Non-Ferrous		HRSA		Hardened Steel					
Carbon Steel			Alloy Steel	Die Steel	Aluminum		Nickel Alloy		Titanium									
Low	Medium	High			6061	Casting				Inconel	6Al4V (30 HRC)	~35 HRC	35-45 HRC	45-50 HRC	50-70 HRC			
1010	1035	1065	4140	4340	300	400	17-4 PH	6061	7075									
○	○	○	○	○	○	○	○	○			○	○	○	○	○	○	○	○

○ Good ○ Best





List 2100

EXOCARB® AERO UVX-TI-5FL

SPEED FEED 1374	CARBIDE	EXO®	5 FLUTE	41-43°			SHANK h6	STUB	REG	LONG	PACKED 1 PIECE
---------------------------	----------------	-------------	----------------	---------------	--	--	--------------------	-------------	------------	-------------	--------------------------

Cutting Diameter Tolerance	
1/2" ≤ D ≤ 1-1/4"	+0 / -0.002"



EDP Number		Diameter		Length of Cut		Overall Length		Shank Diameter	
		D (Fractional Size)		Lc (Inch)		L (Inch)		d (Inch)	
21000711	●	1/2		0.625		2.500		0.500	
21000811	●	1/2		1.000		3.000		0.500	
21000911	●	1/2		1.250		3.500		0.500	
21001011	●	1/2		1.625		3.500		0.500	
21001111	●	5/8		1.250		3.500		0.625	
21001211	●	5/8		1.875		4.000		0.625	
21001311	●	3/4		1.500		4.000		0.750	
21001411	●	3/4		2.250		5.000		0.750	
21001511	●	1		1.500		4.000		1.000	
21001611	●	1		3.000		6.000		1.000	
21001711	●	1-1/4		1.500		4.000		1.250	
21001811	●	1-1/4		3.000		6.000		1.250	
21001911	●	1-1/4		4.000		7.000		1.250	

● Stocked ○ Available Upon Request; MOQ May Apply ▲ Globally Stocked



P					M			K	N		S		H						
Steel					Stainless Steel			Cast Iron	Non-Ferrous		HRSA		Hardened Steel						
Carbon Steel			Alloy Steel	Die Steel	Aluminum		Nickel Alloy		Titanium	Hardened Steel									
Low	Medium	High			6061	7075				Casting	Inconel	6Al4V (30 HRC)	~35 HRC	35-45 HRC	45-50 HRC	50-70 HRC			
1010	1035	1045	1065	4140	4340														
1018	1045	1065	4140	4340															

○ Good ⊙ Best





EXOCARB® AERO UVX-Ti

Variable Lead End Mill for Titanium Alloy

ABOUT OSG

DRILLING

THREADING

MILLING

HOLDERS


INDEX

List 2102

EXOCARB® AERO UVX-TI-LN-5FL, Reduced Neck

SPEED FEED 1374	CARBIDE	EXO	5 FLUTE	41-43°			SHANK h6	REG	PACKED 1 PIECE
---------------------------	----------------	------------	----------------	---------------	--	--	--------------------	------------	--------------------------

Cutting Diameter Tolerance	
1/2" ≤ D ≤ 1-1/4"	+0 / -0.002"



EDP Number		Diameter	Length of Cut	Neck Length	Neck Diameter	Overall Length	Shank Diameter
		D (Fractional Size)	Lc (Inch)	L1 (Inch)	d1 (Inch)	L (Inch)	d (Inch)
21020011	●	1/2	1.000	1.500	0.480	3.500	0.500
21020111	●	5/8	1.250	1.875	0.605	4.000	0.625
21020211	●	3/4	1.500	2.250	0.730	6.500	0.750
21020311	●	1	2.000	3.000	0.980	5.500	1.000
21020411	●	1-1/4	2.500	3.750	1.230	6.000	1.250

● Stocked ○ Available Upon Request; MOQ May Apply ▲ Globally Stocked



P					M			K	N		S		H					
Steel					Stainless Steel			Cast Iron	Non-Ferrous		HRSA		Hardened Steel					
Carbon Steel			Alloy Steel	Die Steel	Aluminum		Nickel Alloy		Titanium									
Low	Medium	High			6061	7075				Casting	Inconel	6Al4V (30 HRC)	~35 HRC	35-45 HRC	45-50 HRC	50-70 HRC		
1010	1035	1065	4140	4340	300	400	17-4 PH											
1018	1045				○	○	○					◎						

○ Good ◎ Best



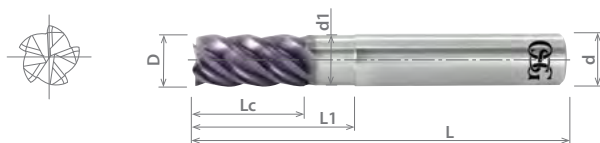


List 2104

EXOCARB® AERO UVX-TI-LN-5FL, Reduced Neck

SPEED FEED 1375	CARBIDE	EXO	5 FLUTE	41-43°			SHANK h6	REG	PACKED 1 PIECE
---------------------------	----------------	------------	----------------	---------------	--	--	--------------------	------------	--------------------------

Cutting Diameter Tolerance	
12mm ≤ D ≤ 25mm	+0 / -0.050mm



EDP Number		Diameter	Length of Cut	Neck Length	Neck Diameter	Overall Length	Shank Diameter
		D (mm)	Lc (mm)	L1 (mm)	d1 (mm)	L (mm)	d (mm)
8555320	●	12.00	24.00	36.00	11.50	90.00	12.00
8555360	●	16.00	32.00	48.00	15.50	100.00	16.00
8555400	●	20.00	40.00	60.00	19.50	120.00	20.00
8555450	●	25.00	50.00	75.00	24.50	140.00	25.00

● Stocked ○ Available Upon Request; MOQ May Apply ▲ Globally Stocked



ABOUT OSG

DRILLING

THREADING

MILLING

HOLDERS

INDEX

P					M			K	N		S		H			
Steel					Stainless Steel			Cast Iron	Non-Ferrous		HRSA		Hardened Steel			
Carbon Steel			Alloy Steel	Die Steel					Aluminum		Nickel Alloy	Titanium				
Low	Medium	High			300	400	17-4 PH		6061	7075			Casting	Inconel	6Al4V (30 HRC)	~35 HRC
1010	1035	1065	4140	4340	○	○	○					◎				

○ Good ◎ Best





EXOCARB® AERO DLC-CR

High Speed Carbide End Mills for Aluminum Alloy

ABOUT OSG

DRILLING

THREADING

MILLING

HOLDERS

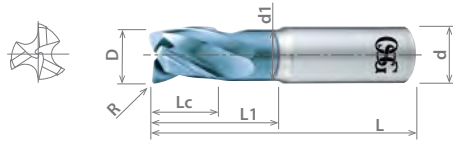
INDEX

List 2873

EXOCARB® AERO-ETS

SPEED FEED 1376	CARBIDE	DLC	3 FLUTE	30°				SHANK h6	STUB	PACKED 1 PIECE
---------------------------	----------------	------------	----------------	------------	--	--	--	--------------------	-------------	--------------------------

Cutting Diameter Tolerance	
1/2" ≤ D ≤ 1"	+0 / -0.002"



EDP Number		Diameter		Corner Radius	Length of Cut		Neck Length	Neck Diameter	Overall Length	Shank Diameter
		D (Fractional Size)	R (Inch)	R (Inch)	Lc (Inch)	L1 (Inch)	d1 (Inch)	L (Inch)	d (Inch)	
28730050	●	1/2	-	0.030	0.750	2.205	0.461	4.000	0.500	
28730000	●	1/2	0.030	0.060	0.750	2.205	0.461	4.000	0.500	
28730100	●	1/2	0.060	0.090	0.750	2.205	0.461	4.000	0.500	
28730200	●	1/2	0.090	0.120	0.750	2.205	0.461	4.000	0.500	
28730300	●	1/2	0.120	-	0.750	2.205	0.461	4.000	0.500	
28731050	●	5/8	-	0.030	1.000	2.205	0.559	4.000	0.625	
28731000	●	5/8	0.030	0.060	1.000	2.205	0.559	4.000	0.625	
28731100	●	5/8	0.060	0.090	1.000	2.205	0.559	4.000	0.625	
28731200	●	5/8	0.090	0.120	1.000	2.205	0.559	4.000	0.625	
28731300	●	5/8	0.120	0.190	1.000	2.205	0.559	4.000	0.625	
28731400	●	5/8	0.190	-	1.000	2.205	0.559	4.000	0.625	
28732050	●	3/4	-	0.030	1.125	2.205	0.669	4.000	0.750	
28732100	●	3/4	0.030	0.060	1.125	2.205	0.669	4.000	0.750	
28732200	●	3/4	0.060	0.090	1.125	2.205	0.669	4.000	0.750	
28732300	●	3/4	0.090	0.120	1.125	2.205	0.669	4.000	0.750	
28732400	●	3/4	0.120	0.190	1.125	2.205	0.669	4.000	0.750	
28732500	●	3/4	0.190	-	1.125	2.205	0.669	4.000	0.750	
28734050	●	7/8	-	0.030	1.313	2.205	0.787	4.000	0.875	
28734400	●	7/8	0.030	0.060	1.313	2.205	0.787	4.000	0.875	
28734500	●	7/8	0.060	0.090	1.313	2.205	0.787	4.000	0.875	
28734600	●	7/8	0.090	0.120	1.313	2.205	0.787	4.000	0.875	
28734700	●	7/8	0.120	0.190	1.313	2.205	0.787	4.000	0.875	
28734800	●	7/8	0.190	-	1.313	2.205	0.787	4.000	0.875	
28735050	●	1	-	0.030	1.500	2.205	0.921	4.000	1.000	
28735500	●	1	0.030	0.060	1.500	2.205	0.921	4.000	1.000	
28735600	●	1	0.060	0.090	1.500	2.205	0.921	4.000	1.000	
28735700	●	1	0.090	0.120	1.500	2.205	0.921	4.000	1.000	
28735800	●	1	0.120	0.190	1.500	2.205	0.921	4.000	1.000	
28735900	●	1	0.190	-	1.500	2.205	0.921	4.000	1.000	

● Stocked ○ Available Upon Request; MOQ May Apply ▲ Globally Stocked



P					M			K	N		S		H						
Steel					Stainless Steel			Cast Iron	Non-Ferrous		HRSA		Hardened Steel						
Carbon Steel			Alloy Steel	Die Steel					Aluminum		Nickel Alloy	Titanium							
Low	Medium	High							6061	Casting			Inconel	6Al4V (30 HRC)	~35 HRC	35-45 HRC	45-50 HRC	50-70 HRC	
1010	1035	1065	4140	4340	300	400	17-4 PH		6061	7075									
1018	1045								○	○									

○ Good ○ Best



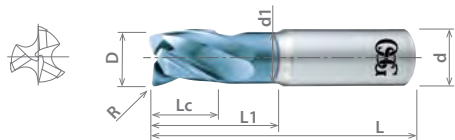


List 2973

EXOCARB® AERO-ETS

SPEED FEED 1376	CARBIDE	DLC	3 FLUTE	30°				SHANK h6	STUB	PACKED 1 PIECE
---------------------------	----------------	------------	----------------	------------	--	--	--	--------------------	-------------	--------------------------

Cutting Diameter Tolerance	
12mm ≤ D ≤ 25mm	+0 / -0.020mm



EDP Number		Diameter		Corner Radius	Length of Cut		Neck Length	Neck Diameter	Overall Length	Shank Diameter
		D (mm)	R (mm)	R (mm)	Lc (mm)	L1 (mm)	d1 (mm)	L (mm)	d (mm)	
8533249	●	12.00	-	-	18.00	55.00	11.00	100.00	12.00	
8533250	●	12.00	1.00	1.00	18.00	55.00	11.00	100.00	12.00	
8533251	●	12.00	1.60	1.60	18.00	55.00	11.00	100.00	12.00	
8533252	●	12.00	3.00	3.00	18.00	55.00	11.00	100.00	12.00	
8533253	●	16.00	-	-	24.00	55.00	14.40	100.00	16.00	
8533254	●	16.00	1.00	1.00	24.00	55.00	14.40	100.00	16.00	
8533255	●	16.00	1.60	1.60	24.00	55.00	14.40	100.00	16.00	
8533256	●	16.00	3.00	3.00	24.00	55.00	14.40	100.00	16.00	
8533257	●	16.00	4.00	4.00	24.00	55.00	14.40	100.00	16.00	
8533258	●	16.00	5.00	5.00	24.00	55.00	14.40	100.00	16.00	
8533259	●	20.00	-	-	30.00	55.00	18.00	100.00	20.00	
8533260	●	20.00	1.00	1.00	30.00	55.00	18.00	100.00	20.00	
8533261	●	20.00	1.60	1.60	30.00	55.00	18.00	100.00	20.00	
8533262	●	20.00	3.00	3.00	30.00	55.00	18.00	100.00	20.00	
8533263	●	20.00	4.00	4.00	30.00	55.00	18.00	100.00	20.00	
8533264	●	20.00	5.00	5.00	30.00	55.00	18.00	100.00	20.00	
8533265	●	25.00	-	-	37.50	55.00	23.00	100.00	25.00	
8533266	●	25.00	1.00	1.00	37.50	55.00	23.00	100.00	25.00	
8533267	●	25.00	1.60	1.60	37.50	55.00	23.00	100.00	25.00	
8533268	●	25.00	3.00	3.00	37.50	55.00	23.00	100.00	25.00	
8533269	●	25.00	4.00	4.00	37.50	55.00	23.00	100.00	25.00	
8533270	●	25.00	5.00	5.00	37.50	55.00	23.00	100.00	25.00	

● Stocked ○ Available Upon Request; MOQ May Apply ▲ Globally Stocked



ABOUT OSG

DRILLING

THREADING

MILLING

HOLDERS

INDEX

P					M			K	N		S		H			
Steel					Stainless Steel			Cast Iron	Non-Ferrous		HRSA		Hardened Steel			
Carbon Steel			Alloy Steel	Die Steel					Aluminum		Nickel Alloy	Titanium				
Low	Medium	High							6061	Casting			Inconel	6Al4V (30 HRC)	~35 HRC	35-45 HRC
1010	1035	1065	4140	4340	300	400	17-4 PH		6061	7075		6Al4V (30 HRC)	~35 HRC	35-45 HRC	45-50 HRC	50-70 HRC
1018	1045								○	○						

○ Good ○ Best





EXOCARB® AERO DLC-CR

High Speed Carbide End Mills for Aluminum Alloy

ABOUT OSG

DRILLING

THREADING

MILLING

HOLDERS

INDEX

List 2874

EXOCARB® AERO-O-ETS

SPEED FEED
1376

CARBIDE

DLC



30°



SHANK
h6

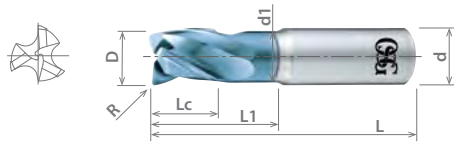
STUB

PACKED
1 PIECE

Cutting Diameter Tolerance

5/8" ≤ D ≤ 1"

+0 / -0.0008"



EDP Number		Diameter		Corner Radius	Length of Cut		Neck Length	Neck Diameter	Overall Length	Shank Diameter
		D (Fractional Size)	R (Inch)	Lc (Inch)	L1 (Inch)	d1 (Inch)	L (Inch)	d (Inch)		
28740050	●	5/8	-	1.016	2.205	0.559	4.000	0.625		
28741550	●	3/4	-	1.142	2.205	0.669	4.000	0.750		
28740000	●	3/4	0.030	1.142	2.205	0.669	4.000	0.750		
28740500	●	3/4	0.060	1.142	2.205	0.669	4.000	0.750		
28741000	●	3/4	0.090	1.142	2.205	0.669	4.000	0.750		
28741500	●	3/4	0.120	1.142	2.205	0.669	4.000	0.750		
28742000	●	3/4	0.190	1.142	2.205	0.669	4.000	0.750		
28741050	●	7/8	-	1.327	2.205	0.787	4.000	0.875		
28742500	●	1	0.030	1.523	2.205	0.921	4.000	1.000		
28743000	●	1	0.060	1.523	2.205	0.921	4.000	1.000		
28743500	●	1	0.090	1.523	2.205	0.921	4.000	1.000		
28744000	●	1	0.120	1.523	2.205	0.921	4.000	1.000		
28744500	●	1	0.190	1.523	2.205	0.921	4.000	1.000		
28740550	●	1	-	1.523	2.205	0.921	4.000	1.000		

● Stocked ○ Available Upon Request; MOQ May Apply ▲ Globally Stocked



P					M			K	N		S		H				
Steel					Stainless Steel			Cast Iron	Non-Ferrous		HRSA		Hardened Steel				
Carbon Steel			Alloy Steel	Die Steel	Aluminum		Nickel Alloy		Titanium	Hardened Steel							
Low	Medium	High			6061	7075				Casting	Inconel	6Al4V (30 HRC)	~35 HRC	35-45 HRC	45-50 HRC	50-70 HRC	
1010	1035	1065	4140	4340	300	400	17-4 PH		○	○							
1018	1045																

○ Good ○ Best



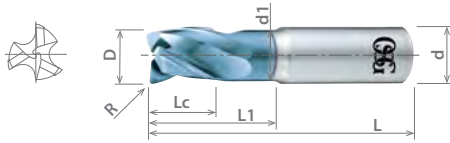


List 2974

EXOCARB® AERO-O-ETS

SPEED FEED 1377	CARBIDE	DLC		3 FLUTE	30°			SHANK h6	STUB	PACKED 1 PIECE
---------------------------	----------------	------------	--	----------------	------------	--	--	--------------------	-------------	--------------------------

Cutting Diameter Tolerance	
20mm ≤ D ≤ 25mm	+0 / -0.020mm



EDP Number		Diameter		Corner Radius	Length of Cut		Neck Diameter	Overall Length	Shank Diameter
		D (mm)	R (mm)	R (mm)	Lc (mm)	L1 (mm)	d1 (mm)	L (mm)	d (mm)
8533300	●	20.00	-	-	30.00	55.00	18.00	100.00	20.00
8533301	●	20.00	1.00	1.00	30.00	55.00	18.00	100.00	20.00
8533302	●	20.00	1.60	1.60	30.00	55.00	18.00	100.00	20.00
8533303	●	20.00	3.00	3.00	30.00	55.00	18.00	100.00	20.00
8533304	●	20.00	4.00	4.00	30.00	55.00	18.00	100.00	20.00
8533305	●	20.00	5.00	5.00	30.00	55.00	18.00	100.00	20.00
8533306	●	25.00	-	-	37.50	55.00	23.00	100.00	25.00
8533307	●	25.00	1.00	1.00	37.50	55.00	23.00	100.00	25.00
8533308	●	25.00	1.60	1.60	37.50	55.00	23.00	100.00	25.00
8533309	●	25.00	3.00	3.00	37.50	55.00	23.00	100.00	25.00
8533310	●	25.00	4.00	4.00	37.50	55.00	23.00	100.00	25.00
8533311	●	25.00	5.00	5.00	37.50	55.00	23.00	100.00	25.00

● Stocked ○ Available Upon Request; MOQ May Apply ▲ Globally Stocked



ABOUT OSG

DRILLING

THREADING

MILLING

HOLDERS

INDEX

P					M			K	N		S		H						
Steel					Stainless Steel			Cast Iron	Non-Ferrous		HRSA		Hardened Steel						
Carbon Steel			Alloy Steel	Die Steel					Aluminum		Nickel Alloy	Titanium							
Low	Medium	High			300	400	17-4 PH		6061 7075	Casting			Inconel	6Al4V (30 HRC)	~35 HRC	35-45 HRC	45-50 HRC	50-70 HRC	
1010	1035	1065	4140	4340															
1018	1045								○	○									

○ Good ○ Best





EXOCARB® AERO DLC

High Speed Carbide End Mills for Aluminum Alloy

ABOUT OSG

DRILLING

THREADING

MILLING

HOLDERS

INDEX

List 2843

EXOCARB® AERO-ETL

SPEED FEED 1377	CARBIDE	DLC	3 FLUTE	35°			SHANK h6	REG	LONG	PACKED 1 PIECE
--------------------	---------	-----	---------	-----	--	--	-------------	-----	------	-------------------

Cutting Diameter Tolerance	
1/2" ≤ D ≤ 1"	+0 / -0.0008"



EDP Number		Diameter		Corner Radius	Length of Cut	Overall Length	Shank Diameter
		D (Fractional Size)	R (Inch)	Lc (Inch)	L (Inch)	d (Inch)	
28430000	●	1/2	-	2.024	4.500	0.500	
28430400	●	1/2	0.030	2.024	4.500	0.500	
28430550	●	1/2	0.060	2.024	4.500	0.500	
28430600	●	1/2	0.090	2.024	4.500	0.500	
28430700	●	1/2	0.120	2.024	4.500	0.500	
28430800	●	1/2	0.150	2.024	4.500	0.500	
28430900	●	1/2	0.190	2.024	4.500	0.500	
28431000	●	5/8	-	2.024	4.500	0.625	
28431550	●	5/8	0.030	2.024	4.500	0.625	
28431600	●	5/8	0.060	2.024	4.500	0.625	
28431700	●	5/8	0.090	2.024	4.500	0.625	
28431800	●	5/8	0.120	2.024	4.500	0.625	
28431900	●	5/8	0.150	2.024	4.500	0.625	
28432000	●	3/4	-	2.024	4.500	0.750	
28432600	●	3/4	0.030	2.024	4.500	0.750	
28432700	●	3/4	0.060	2.024	4.500	0.750	
28432800	●	3/4	0.090	2.024	4.500	0.750	
28432900	●	3/4	0.120	2.024	4.500	0.750	
28433050	●	3/4	0.150	2.024	4.500	0.750	
28432050	●	3/4	0.190	2.024	4.500	0.625	
28433100	●	3/4	0.190	2.024	4.500	0.750	
28433500	●	7/8	-	2.024	4.500	0.875	
28433800	●	7/8	0.030	2.024	4.500	0.875	
28433900	●	7/8	0.060	2.024	4.500	0.875	
28434050	●	7/8	0.090	2.024	4.500	0.875	
28434100	●	7/8	0.120	2.024	4.500	0.875	
28434200	●	7/8	0.150	2.024	4.500	0.875	
28434300	●	7/8	0.190	2.024	4.500	0.875	
28434500	●	1	-	2.024	4.500	1.000	
28434900	●	1	0.030	2.024	4.500	1.000	
28435050	●	1	0.030	2.024	4.500	1.000	
28435100	●	1	0.090	2.024	4.500	1.000	
28435200	●	1	0.120	2.024	4.500	1.000	
28435300	●	1	0.150	2.024	4.500	1.000	
28435400	●	1	0.190	2.024	4.500	1.000	

● Stocked ○ Available Upon Request; MOQ May Apply ▲ Globally Stocked



P					M			K	N		S		H				
Steel					Stainless Steel			Cast Iron	Non-Ferrous		HRSA		Hardened Steel				
Carbon Steel			Alloy Steel	Die Steel					Aluminum		Nickel Alloy	Titanium					
Low	Medium	High							6061	Casting			Inconel	6Al4V (30 HRC)	~35 HRC	35-45 HRC	45-50 HRC
1010	1035	1065	4140	4340	300	400	17-4 PH	6061	7075								
								○	○								

○ Good ○ Best





List 2943

EXOCARB® AERO-ETL

SPEED FEED 1377	CARBIDE	DLC	3 FLUTE	35°				SHANK h6	REG	LONG	PACKED 1 PIECE
---------------------------	----------------	------------	----------------	------------	--	--	--	--------------------	------------	-------------	--------------------------

Cutting Diameter Tolerance	
12mm ≤ D ≤ 20mm	+0 / -0.020mm



EDP Number		Diameter		Corner Radius	Length of Cut	Overall Length	Shank Diameter
		D (mm)	R (mm)	R (mm)	Lc (mm)	L (mm)	d (mm)
8533350	●	12.00	-	-	50.00	110.00	12.00
8533351	●	12.00	1.00	1.00	50.00	110.00	12.00
8533352	●	12.00	1.60	1.60	50.00	110.00	12.00
8533353	●	12.00	3.00	3.00	50.00	110.00	12.00
8533354	●	12.00	4.00	4.00	50.00	110.00	12.00
8533355	●	16.00	-	-	50.00	110.00	16.00
8533356	●	16.00	1.00	1.00	50.00	110.00	16.00
8533357	●	16.00	1.60	1.60	50.00	110.00	16.00
8533358	●	16.00	3.00	3.00	50.00	110.00	16.00
8533359	●	16.00	4.00	4.00	50.00	110.00	16.00
8533360	●	16.00	5.00	5.00	50.00	110.00	16.00
8533361	●	20.00	-	-	50.00	110.00	20.00
8533362	●	20.00	1.00	1.00	50.00	110.00	20.00
8533363	●	20.00	1.60	1.60	50.00	110.00	20.00
8533364	●	20.00	3.00	3.00	50.00	110.00	20.00
8533365	●	20.00	4.00	4.00	50.00	110.00	20.00
8533366	●	20.00	5.00	5.00	50.00	110.00	20.00

● Stocked ○ Available Upon Request; MOQ May Apply ▲ Globally Stocked



ABOUT OSG

DRILLING

THREADING

MILLING

HOLDERS

INDEX

P					M			K	N		S		H					
Steel					Stainless Steel			Cast Iron	Non-Ferrous		HRSA		Hardened Steel					
Carbon Steel			Alloy Steel	Die Steel					Aluminum		Nickel Alloy	Titanium						
Low	Medium	High			300	400	17-4 PH		6061 7075	Casting			Inconel	6Al4V (30 HRC)	~35 HRC	35-45 HRC	45-50 HRC	50-70 HRC
1010	1035	1065	4140	4340														
1018	1045								○	○								

○ Good ○ Best





EXOCARB® AERO DLC

High Speed Carbide End Mills for Aluminum Alloy

ABOUT OSG

DRILLING

THREADING

MILLING

HOLDERS


INDEX

List 2853

EXOCARB® AERO-ETXL

SPEED FEED 1378	CARBIDE	DLC	3 FLUTE	35°				SHANK h6	EXTRA LONG	PACKED 1 PIECE
---------------------------	----------------	------------	----------------	------------	--	--	--	--------------------	-------------------	--------------------------

Cutting Diameter Tolerance	
D = 3/4"	+0 / -0.0008"



EDP Number	Diameter	Corner Radius	Length of Cut	Overall Length	Shank Diameter
28530000	3/4	-	4.000	6.500	0.750
28530100	3/4	0.030	4.000	6.500	0.750
28530200	3/4	0.060	4.000	6.500	0.750
28530300	3/4	0.090	4.000	6.500	0.750
28530400	3/4	0.120	4.000	6.500	0.750
28530500	3/4	0.150	4.000	6.500	0.750
28530600	3/4	0.190	4.000	6.500	0.750

● Stocked ○ Available Upon Request; MOQ May Apply ▲ Globally Stocked



P					M			K	N		S		H				
Steel					Stainless Steel			Cast Iron	Non-Ferrous		HRSA		Hardened Steel				
Carbon Steel			Alloy Steel	Die Steel	Aluminum		Nickel Alloy		Titanium	Hardened Steel							
Low	Medium	High			6061	7075				Casting	Inconel	6Al4V (30 HRC)	~35 HRC	35-45 HRC	45-50 HRC	50-70 HRC	
1010	1035	1065	4140	4340	300	400	17-4 PH		6061	7075	Casting	Inconel	6Al4V (30 HRC)	~35 HRC	35-45 HRC	45-50 HRC	50-70 HRC
1018	1045								○	○							

○ Good ○ Best





List 2953

EXOCARB® AERO-ETXL

SPEED FEED 1378	CARBIDE	DLC	3 FLUTE	35°				SHANK h6	EXTRA LONG	PACKED 1 PIECE
---------------------------	----------------	------------	----------------	------------	--	--	--	--------------------	-------------------	--------------------------

Cutting Diameter Tolerance	
D = 20mm	+0 / -0.020mm



EDP Number		Diameter		Corner Radius	Length of Cut	Overall Length	Shank Diameter
		D (mm)	R (mm)	R (mm)	Lc (mm)	L (mm)	d (mm)
8533400	●	20.00	-		100.00	160.00	20.00
8533401	●	20.00	1.00		100.00	160.00	20.00
8533402	●	20.00	1.60		100.00	160.00	20.00
8533403	●	20.00	3.00		100.00	160.00	20.00
8533404	●	20.00	4.00		100.00	160.00	20.00
8533405	●	20.00	5.00		100.00	160.00	20.00

● Stocked ○ Available Upon Request; MOQ May Apply ▲ Globally Stocked



ABOUT OSG

DRILLING

THREADING

MILLING

HOLDERS

INDEX

P					M			K	N		S		H						
Steel					Stainless Steel			Cast Iron	Non-Ferrous		HRSA		Hardened Steel						
Carbon Steel			Alloy Steel	Die Steel					Aluminum		Nickel Alloy	Titanium							
Low	Medium	High			300	400	17-4 PH		6061	Casting			Inconel	6Al4V (30 HRC)	~35 HRC	35-45 HRC	45-50 HRC	50-70 HRC	
1010	1035	1065	4140	4340															
1018	1045								○	○									

○ Good ○ Best





EXOCARB® AERO BLIZZARD®

Carbide End Mills for Aluminum Applications

ABOUT OSG

DRILLING

THREADING

MILLING

HOLDERS


INDEX

List 2022

EXOCARB® AERO BLIZZARD®

SPEED FEED 1379	CARBIDE	BR	2 FLUTE	30°			SHANK h6	REG	LONG	PACKED 1 PIECE
--------------------	---------	----	---------	-----	--	--	-------------	-----	------	-------------------

Cutting Diameter Tolerance	
1/8" ≤ D ≤ 1"	+0 / -0.002"



EDP Number		Diameter	Corner Radius	Length of Cut	Overall Length	Shank Diameter
		D (Fractional Size)	R (Inch)	Lc (Inch)	L (Inch)	d (Inch)
20220100	●	1/8	-	0.375	1.500	0.125
20220200	●	1/8	0.010	0.375	1.500	0.125
20220500	●	5/32	-	0.563	2.000	0.188
20220600	●	5/32	0.020	0.563	2.000	0.188
20220900	●	3/16	-	0.563	2.000	0.188
20221000	●	3/16	0.020	0.563	2.000	0.188
20221300	●	7/32	-	0.750	2.500	0.250
20221400	●	7/32	0.020	0.750	2.500	0.250
20221700	●	1/4	-	0.750	2.500	0.250
20221800	●	1/4	0.020	0.750	2.500	0.250
20221900	●	1/4	0.030	0.750	2.500	0.250
20222000	●	1/4	0.060	0.750	2.500	0.250
20222100	●	9/32	-	0.813	2.500	0.313
20222200	●	9/32	0.020	0.813	2.500	0.313
20222500	●	5/16	-	0.813	2.500	0.313
20222600	●	5/16	0.020	0.813	2.500	0.313
20222700	●	5/16	0.030	0.813	2.500	0.313
20222900	●	11/32	-	1.000	2.500	0.375
20223000	●	11/32	0.020	1.000	2.500	0.375
20223300	●	3/8	-	1.000	2.500	0.375
20223400	●	3/8	0.020	1.000	2.500	0.375
20223500	●	3/8	0.030	1.000	2.500	0.375
20223600	●	3/8	0.060	1.000	2.500	0.375
20223700	●	13/32	-	1.000	2.750	0.438
20223800	●	13/32	0.020	1.000	2.750	0.438
20224100	●	7/16	-	1.000	2.750	0.438
20224200	●	7/16	0.020	1.000	2.750	0.438
20224500	●	15/32	-	1.250	3.000	0.500
20224600	●	15/32	0.020	1.250	3.000	0.500
20224900	●	1/2	-	1.250	3.000	0.500
20225000	●	1/2	0.020	1.250	3.000	0.500
20225100	●	1/2	0.030	1.250	3.000	0.500
20225200	●	1/2	0.060	1.250	3.000	0.500
20225300	●	5/8	-	1.625	3.500	0.625
20225400	●	5/8	0.030	1.625	3.500	0.625
20225500	●	5/8	0.060	1.625	3.500	0.625
20225600	●	5/8	0.090	1.625	3.500	0.625
20225700	●	3/4	-	1.625	4.000	0.750
20225800	●	3/4	0.060	1.625	4.000	0.750
20225900	●	3/4	0.090	1.625	4.000	0.750
20226000	●	3/4	0.120	1.625	4.000	0.750
20226100	●	1	-	2.000	5.000	1.000
20226200	●	1	0.060	2.000	5.000	1.000
20226300	●	1	0.090	2.000	5.000	1.000
20226400	●	1	0.120	2.000	5.000	1.000

● Stocked ○ Available Upon Request; MOQ May Apply ▲ Globally Stocked
 Note: DLC coating available upon request. Additional corner radii available upon request.



P					M			K	N		S		H					
Steel					Stainless Steel			Cast Iron	Non-Ferrous		HRSA		Hardened Steel					
Carbon Steel			Alloy Steel	Die Steel	300	400	17-4 PH		Aluminum		Nickel Alloy	Titanium						
Low	Medium	High							6061	Casting			Inconel	6Al4V	~35 HRC	35-45 HRC	45-50 HRC	50-70 HRC
1010	1018	1035	1045	1065	4140	4340												
									○	○								

○ Good ○ Best






List 2023

EXOCARB® AERO BLIZZARD®, Reduced Neck

SPEED FEED 1379	CARBIDE	BR	2 FLUTE	30°			SHANK h6	STUB	PACKED 1 PIECE
---------------------------	----------------	-----------	----------------	------------	--	--	--------------------	-------------	--------------------------

Cutting Diameter Tolerance	
1/4" ≤ D ≤ 1"	+0 / -0.002"



EDP Number	Diameter	Corner Radius	Length of Cut	Neck Length	Neck Diameter	Overall Length	Shank Diameter
20230100	1/4	-	0.250	1.125	0.246	2.500	0.250
20230200	1/4	0.020	0.250	1.125	0.246	2.500	0.250
20230300	1/4	0.030	0.250	1.125	0.246	2.500	0.250
20230400	1/4	0.060	0.250	1.125	0.246	2.500	0.250
20230500	1/2	-	0.500	1.375	0.496	3.000	0.500
20230600	1/2	0.020	0.500	1.375	0.496	3.000	0.500
20230700	1/2	0.030	0.500	1.375	0.496	3.000	0.500
20230800	1/2	0.060	0.500	1.375	0.496	3.000	0.500
20230900	5/8	-	0.625	1.625	0.621	3.500	0.625
20231000	5/8	0.030	0.625	1.625	0.621	3.500	0.625
20231100	5/8	0.060	0.625	1.625	0.621	3.500	0.625
20231200	5/8	0.090	0.625	1.625	0.621	3.500	0.625
20231300	3/4	-	0.750	2.000	0.746	4.000	0.750
20231400	3/4	0.060	0.750	2.000	0.746	4.000	0.750
20231500	3/4	0.090	0.750	2.000	0.746	4.000	0.750
20231600	3/4	0.120	0.750	2.000	0.746	4.000	0.750
20231700	1	-	1.000	2.625	0.992	5.000	1.000
20231800	1	0.060	1.000	2.625	0.992	5.000	1.000
20231900	1	0.090	1.000	2.625	0.992	5.000	1.000
20232000	1	0.120	1.000	2.625	0.992	5.000	1.000

● Stocked ○ Available Upon Request; MOQ May Apply ▲ Globally Stocked
 Note: DLC coating available upon request.



ABOUT OSG

DRILLING

THREADING

MILLING

HOLDERS

INDEX

P					M			K	N		S		H			
Steel					Stainless Steel			Cast Iron	Non-Ferrous		HRSA		Hardened Steel			
Carbon Steel			Alloy Steel	Die Steel	Aluminum		Nickel Alloy		Titanium	Hardened Steel						
Low	Medium	High			6061	Casting				6Al4V	~35 HRC	35-45 HRC	45-50 HRC	50-70 HRC		
1010	1035	1065	4140	4340	300	400	17-4 PH	6061	7075	6Al4V	(30 HRC)	~35 HRC	35-45 HRC	45-50 HRC	50-70 HRC	
1018	1045							○	○							

○ Good ○ Best





EXOCARB® AERO BLIZZARD®

Carbide End Mills for Aluminum Applications

List 2024

EXOCARB® AERO BLIZZARD®, Reduced Neck

SPEED FEED
1379

CARBIDE

BR



30°



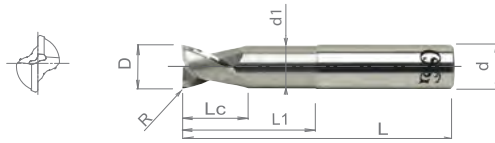
SHANK
h6

STUB

PACKED
1 PIECE

Cutting Diameter Tolerance

1/4" ≤ D ≤ 1" +0 / -0.002"



EDP Number		Diameter		Corner Radius	Length of Cut	Neck Length	Neck Diameter	Overall Length	Shank Diameter
		D (Fractional Size)	R (Inch)	R (Inch)	Lc (Inch)	L1 (Inch)	d1 (Inch)	L (Inch)	d (Inch)
20240100	●	1/4	-	0.020	0.250	2.125	0.246	4.000	0.250
20240200	●	1/4	0.020	0.030	0.250	2.125	0.246	4.000	0.250
20240300	●	1/4	0.030	0.060	0.250	2.125	0.246	4.000	0.250
20240400	●	1/4	0.060	-	0.250	2.125	0.246	4.000	0.250
20240500	●	1/2	-	0.020	0.500	2.125	0.496	4.000	0.500
20240600	●	1/2	0.020	0.030	0.500	2.125	0.496	4.000	0.500
20240700	●	1/2	0.030	0.060	0.500	2.125	0.496	4.000	0.500
20240800	●	1/2	0.060	-	0.500	2.125	0.496	4.000	0.500
20240900	●	5/8	-	0.030	0.625	2.375	0.621	6.000	0.625
20241000	●	5/8	0.030	0.060	0.625	2.375	0.621	6.000	0.625
20241100	●	5/8	0.060	0.090	0.625	2.375	0.621	6.000	0.625
20241200	●	5/8	0.090	-	0.625	2.375	0.621	6.000	0.625
20241300	●	3/4	-	0.060	0.750	2.500	0.746	6.000	0.750
20241400	●	3/4	0.060	0.090	0.750	2.500	0.746	6.000	0.750
20241500	●	3/4	0.090	0.120	0.750	2.500	0.746	6.000	0.750
20241600	●	3/4	0.120	-	0.750	2.500	0.746	6.000	0.750
20241700	●	1	-	0.060	1.000	3.375	0.992	6.000	1.000
20241800	●	1	0.060	0.090	1.000	3.375	0.992	6.000	1.000
20241900	●	1	0.090	0.120	1.000	3.375	0.992	6.000	1.000
20242000	●	1	0.120	-	1.000	3.375	0.992	6.000	1.000

● Stocked ○ Available Upon Request; MOQ May Apply ▲ Globally Stocked
Note: DLC coating available upon request.



ABOUT OSG

DRILLING

THREADING

MILLING

HOLDERS

INDEX

P					M			K	N		S		H					
Steel					Stainless Steel			Cast Iron	Non-Ferrous		HRSA		Hardened Steel					
Carbon Steel			Alloy Steel	Die Steel					Aluminum		Nickel Alloy	Titanium						
Low	Medium	High							6061	Casting			Inconel	6Al4V	~35 HRC	35-45 HRC	45-50 HRC	50-70 HRC
1010	1035	1065	4140	4340	300	400	17-4 PH		6061	7075		6Al4V	(30 HRC)					
1018	1045								○	○								

○ Good ○ Best






List 2043

EXOCARB® AERO BLIZZARD®, Reduced Neck

SPEED FEED 1381	CARBIDE	BR	3 FLUTE	45°				SHANK h6	STUB	PACKED 1 PIECE
---------------------------	----------------	-----------	----------------	------------	--	--	--	--------------------	-------------	--------------------------

Cutting Diameter Tolerance	
1/4" ≤ D ≤ 1"	+0 / -0.002"



EDP Number	Diameter	Corner Radius	Length of Cut	Neck Length	Neck Diameter	Overall Length	Shank Diameter	
								D (Fractional Size)
20430100	●	1/4	-	0.250	1.125	0.246	2.500	0.250
20430200	●	1/4	0.020	0.250	1.125	0.246	2.500	0.250
20430300	●	1/4	0.030	0.250	1.125	0.246	2.500	0.250
20430400	●	1/4	0.060	0.250	1.125	0.246	2.500	0.250
20430500	●	1/2	-	0.500	1.375	0.496	3.000	0.500
20430600	●	1/2	0.020	0.500	1.375	0.496	3.000	0.500
20430700	●	1/2	0.030	0.500	1.375	0.496	3.000	0.500
20430800	●	1/2	0.060	0.500	1.375	0.496	3.000	0.500
20430900	●	5/8	-	0.625	1.625	0.621	3.500	0.625
20431000	●	5/8	0.030	0.625	1.625	0.621	3.500	0.625
20431100	●	5/8	0.060	0.625	1.625	0.621	3.500	0.625
20431200	●	5/8	0.090	0.625	1.625	0.621	3.500	0.625
20431300	●	3/4	-	0.750	2.000	0.746	4.000	0.750
20431400	●	3/4	0.060	0.750	2.000	0.746	4.000	0.750
20431500	●	3/4	0.090	0.750	2.000	0.746	4.000	0.750
20431600	●	3/4	0.120	0.750	2.000	0.746	4.000	0.750
20431700	●	1	-	1.000	2.625	0.992	5.000	1.000
20431800	●	1	0.060	1.000	2.625	0.992	5.000	1.000
20431900	●	1	0.090	1.000	2.625	0.992	5.000	1.000
20432000	●	1	0.120	1.000	2.625	0.992	5.000	1.000

● Stocked ○ Available Upon Request; MOQ May Apply ▲ Globally Stocked
Note: DLC coating available upon request.



ABOUT OSG

DRILLING

THREADING

MILLING

HOLDERS

INDEX

P					M			K	N		S		H			
Steel					Stainless Steel			Cast Iron	Non-Ferrous		HRSA		Hardened Steel			
Carbon Steel			Alloy Steel	Die Steel	Aluminum		Nickel Alloy		Titanium	Hardened Steel						
Low	Medium	High			6061	Casting				6Al4V (30 HRC)	~35 HRC	35-45 HRC	45-50 HRC	50-70 HRC		
1010	1035	1065	4140	300	400	17-4 PH	6061	7075	Casting	Inconel	6Al4V (30 HRC)	~35 HRC	35-45 HRC	45-50 HRC	50-70 HRC	
1018	1045		4340													

○ Good ⊙ Best





EXOCARB® AERO BLIZZARD®

Carbide End Mills for Aluminum Applications

ABOUT OSG

DRILLING

THREADING

MILLING

HOLDERS

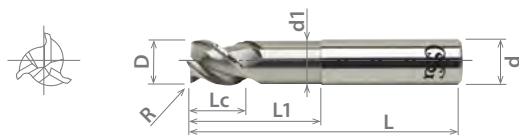
INDEX

List 2048

EXOCARB® AERO BLIZZARD®, Reduced Neck

SPEED FEED 1381	CARBIDE	BR	3 FLUTE	45°			SHANK h6	STUB	PACKED 1 PIECE
---------------------------	----------------	-----------	----------------	------------	--	--	--------------------	-------------	--------------------------

Cutting Diameter Tolerance	
1/4" ≤ D ≤ 1"	+0 / -0.002"



EDP Number		Diameter	Corner Radius	Length of Cut	Neck Length	Neck Diameter	Overall Length	Shank Diameter
		D (Fractional Size)	R (Inch)	Lc (Inch)	L1 (Inch)	d1 (Inch)	L (Inch)	d (Inch)
20480100	●	1/4	-	0.250	2.125	0.246	4.000	0.250
20480200	●	1/4	0.020	0.250	2.125	0.246	4.000	0.250
20480300	●	1/4	0.030	0.250	2.125	0.246	4.000	0.250
20480400	●	1/4	0.060	0.250	2.125	0.246	4.000	0.250
20480500	●	1/2	-	0.500	2.125	0.496	4.000	0.500
20480600	●	1/2	0.020	0.500	2.125	0.496	4.000	0.500
20480700	●	1/2	0.030	0.500	2.125	0.496	4.000	0.500
20480800	●	1/2	0.060	0.500	2.125	0.496	4.000	0.500
20480900	●	5/8	-	0.625	2.375	0.621	6.000	0.625
20481000	●	5/8	0.030	0.625	2.375	0.621	6.000	0.625
20481100	●	5/8	0.060	0.625	2.375	0.621	6.000	0.625
20481200	●	5/8	0.090	0.625	2.375	0.621	6.000	0.625
20481300	●	3/4	-	0.750	2.500	0.746	6.000	0.750
20481400	●	3/4	0.060	0.750	2.500	0.746	6.000	0.750
20481500	●	3/4	0.090	0.750	2.500	0.746	6.000	0.750
20481600	●	3/4	0.120	0.750	2.500	0.746	6.000	0.750
20481700	●	1	-	1.000	3.375	0.992	6.000	1.000
20481800	●	1	0.060	1.000	3.375	0.992	6.000	1.000
20481900	●	1	0.090	1.000	3.375	0.992	6.000	1.000
20482000	●	1	0.120	1.000	3.375	0.992	6.000	1.000

● Stocked ○ Available Upon Request; MOQ May Apply ▲ Globally Stocked
Note: DLC coating available upon request.



P					M			K	N		S		H						
Steel					Stainless Steel			Cast Iron	Non-Ferrous		HRSA		Hardened Steel						
Carbon Steel			Alloy Steel	Die Steel	Aluminum		Nickel Alloy		Titanium										
Low	Medium	High			6061	Casting				Inconel	6Al4V	~35 HRC	35-45 HRC	45-50 HRC	50-70 HRC				
1010	1035	1065	4140	4340	300	400	17-4 PH		6061	7075		6Al4V	(30 HRC)						
1018	1045								○	○									

○ Good ○ Best






List 8120

EXOCARB® AERO CA-RG-EDS

SPEED FEED 1382	CARBIDE	BR	2 FLUTE	30°		SHANK h6	STUB	REG	LONG	PACKED 1 PIECE
---------------------------	----------------	-----------	----------------	------------	--	--------------------	-------------	------------	-------------	--------------------------

Cutting Diameter Tolerance	
1mm ≤ D ≤ 12mm	+0 / -0.020mm
13mm ≤ D ≤ 16mm	+0 / -0.030mm



EDP Number		Diameter		Length of Cut	Overall Length	Shank Diameter
		D (mm)	Lc (mm)	L (mm)	d (mm)	
8502010	●	1.00	2.50	40.00	4.00	
8502015	●	1.50	4.00	40.00	4.00	
8502020	●	2.00	6.00	40.00	4.00	
8502025	●	2.50	8.00	40.00	4.00	
8502030	●	3.00	8.00	45.00	6.00	
8502035	●	3.50	10.00	45.00	6.00	
8502040	●	4.00	11.00	45.00	6.00	
8502045	●	4.50	11.00	45.00	6.00	
8502050	●	5.00	13.00	50.00	6.00	
8502055	●	5.50	13.00	50.00	6.00	
8502060	●	6.00	13.00	50.00	6.00	
8502065	●	6.50	16.00	60.00	8.00	
8502070	●	7.00	16.00	60.00	8.00	
8502075	●	7.50	16.00	60.00	8.00	
8502080	●	8.00	19.00	60.00	8.00	
8502085	●	8.50	19.00	70.00	10.00	
8502090	●	9.00	19.00	70.00	10.00	
8502095	●	9.50	19.00	70.00	10.00	
8502100	●	10.00	22.00	70.00	10.00	
8502105	●	10.50	22.00	75.00	12.00	
8502110	●	11.00	22.00	75.00	12.00	
8502115	●	11.50	22.00	75.00	12.00	
8502120	●	12.00	26.00	75.00	12.00	
8502130	●	13.00	26.00	85.00	12.00	
8502140	●	14.00	26.00	85.00	12.00	
8502150	●	15.00	26.00	90.00	16.00	
8502160	●	16.00	32.00	100.00	16.00	

● Stocked ○ Available Upon Request; MOQ May Apply ▲ Globally Stocked



ABOUT OSG

DRILLING

THREADING

MILLING

HOLDERS

INDEX

P					M			K	N		S		H						
Steel					Stainless Steel			Cast Iron	Non-Ferrous		HRSA		Hardened Steel						
Carbon Steel			Alloy Steel	Die Steel	300	400	17-4 PH		Aluminum		Nickel Alloy	Titanium	Hardened Steel						
Low	Medium	High							6061	7075			Casting	Inconel	6Al4V (30 HRC)	~35 HRC	35-45 HRC	45-50 HRC	50-70 HRC
1010	1035	1065	4140	4340															
1018	1045								○	○									

○ Good ○ Best





EXOCARB® Diamond

OSG Patented Diamond Coated Carbide End Mills

ABOUT OSG

DRILLING

THREADING

MILLING

HOLDERS

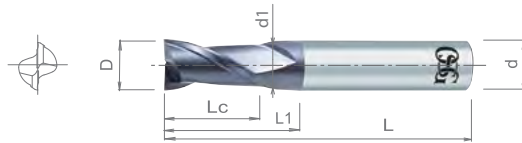
INDEX

List 7020

EXOCARB® DIAMOND SQ

SPEED FEED 1383	CARBIDE	DIA	2 FLUTE	30°		SHANK h6	REG	LONG	PACKED 1 PIECE
---------------------------	----------------	------------	----------------	------------	--	--------------------	------------	-------------	--------------------------

Cutting Diameter Tolerance	
1/64" ≤ D ≤ 1/2"	+0 / -0.002"



EDP Number	Diameter	Length of Cut	Neck Length	Neck Diameter	Overall Length	Shank Diameter	Coating Thickness	
								D (Fractional Size)
70200016	●	1/64	0.047	0.094	0.015	1.750	0.125	12
70200116	●	1/32	0.094	0.250	0.028	1.750	0.125	12
70200216	●	3/64	0.188	0.500	0.040	1.750	0.125	12
70200316	●	1/16	0.188	0.500	0.056	1.750	0.125	12
70200416	●	5/64	0.250	0.500	0.070	1.750	0.125	12
70200516	●	3/32	0.375	0.500	0.088	1.750	0.125	12
70200716	●	1/8	0.500	-	-	1.750	0.125	12
70205716	●	1/8	0.500	-	-	1.750	0.125	20
70200816	●	5/32	0.563	-	-	2.000	0.156	12
70200916	●	3/16	0.750	-	-	2.000	0.188	12
70201116	●	1/4	0.750	-	-	2.500	0.250	12
70206116	●	1/4	0.750	-	-	2.500	0.250	20
70201316	●	5/16	0.813	-	-	2.500	0.313	12
70201416	●	3/8	0.875	-	-	2.500	0.375	12
70206416	●	3/8	0.875	-	-	2.500	0.375	20
70201616	●	1/2	1.000	-	-	3.000	0.500	12
70206616	●	1/2	1.000	-	-	3.000	0.500	20

● Stocked ○ Available Upon Request; MOQ May Apply ▲ Globally Stocked



P					M			K	N			S		Other	
Steel					Stainless Steel			Cast Iron	Non-Ferrous			HRSA		Graphite	Cobalt-Chrome
Carbon Steel			Alloy Steel	Die Steel	Aluminum		Mg		Brass, Bronze	Nickel Alloy	Titanium				
Low	Medium	High			6061	7075						Inconel	6Al4V (30 HRC)		
1010	1035	1065	4140	4340	300	400	17-4 PH								
1018	1045								○	○				○	

○ Good ○ Best




List 7120

EXOCARB® DIAMOND D-RG-EDS

SPEED FEED 1383	CARBIDE	DIA	12µm	2 FLUTE	30°		SHANK h6	REG	LONG	PACKED 1 PIECE
---------------------------	----------------	------------	-------------	----------------	------------	--	--------------------	------------	-------------	--------------------------

Cutting Diameter Tolerance	
1mm ≤ D ≤ 12mm	+0 / -0.050mm



EDP Number	Diameter	Length of Cut	Neck Length	Neck Diameter	Overall Length	Shank Diameter
71200116	1.00	4.00	4.95	0.95	45.00	3.00
71200216	2.00	10.00	11.95	1.95	45.00	3.00
71200316	3.00	15.00	-	-	50.00	3.00
71200416	4.00	15.00	-	-	55.00	4.00
71200616	6.00	20.00	-	-	63.00	6.00
71200816	8.00	20.00	-	-	63.00	8.00
71201016	10.00	25.00	-	-	63.00	10.00
71201216	12.00	30.00	-	-	75.00	12.00

● Stocked ○ Available Upon Request; MOQ May Apply ▲ Globally Stocked



ABOUT OSG

DRILLING

THREADING

MILLING

HOLDERS

INDEX

P					M			K	N			S		Other		
Steel					Stainless Steel			Cast Iron	Non-Ferrous			HRSA		Graphite	Cobalt-Chrome	
Carbon Steel			Alloy Steel	Die Steel	300	400	17-4 PH		Aluminum		Mg	Brass, Bronze	Nickel Alloy			Titanium
Low	Medium	High							6061	7075						
1010	1035	1065	4140	4340												
1018	1045															

○ Good ⊙ Best





EXOCARB® Diamond

OSG Patented Diamond Coated Carbide End Mills

ABOUT OSG

DRILLING

THREADING

MILLING

HOLDERS


INDEX

List 7040

EXOCARB® DIAMOND D-GF-EMS

SPEED FEED 1383	CARBIDE	DIA	12µm	4 FLUTE	30°		SHANK h6	REG	LONG	PACKED 1 PIECE
---------------------------	----------------	------------	-------------	----------------	------------	--	--------------------	------------	-------------	--------------------------

Cutting Diameter Tolerance	
1/16" ≤ D ≤ 1/2"	+0 / -0.002"



EDP Number		Diameter	Length of Cut	Neck Length	Neck Diameter	Overall Length	Shank Diameter
		D (Fractional Size)	Lc (Inch)	L1 (Inch)	d1 (Inch)	L (Inch)	d (Inch)
70400316	●	1/16	0.188	0.500	0.056	1.750	0.125
70400416	●	5/64	0.250	0.500	0.070	1.750	0.125
70400516	●	3/32	0.375	0.500	0.088	1.750	0.125
70400716	●	1/8	0.500	-	-	1.750	0.125
70400916	●	3/16	0.750	-	-	2.000	0.188
70401116	●	1/4	0.750	-	-	2.500	0.250
70401316	●	5/16	0.813	-	-	2.500	0.313
70401416	●	3/8	0.875	-	-	2.500	0.375
70401616	●	1/2	1.000	-	-	3.000	0.500

● Stocked ○ Available Upon Request; MOQ May Apply ▲ Globally Stocked



P					M			K	N				S		Other	
Steel					Stainless Steel			Cast Iron	Non-Ferrous				HRSA		Graphite	Cobalt-Chrome
Carbon Steel			Alloy Steel	Die Steel	300	400	17-4 PH		Aluminum		Mg	Brass, Bronze	Nickel Alloy	Titanium		
Low	Medium	High							6061	Casting						
1010	1035	1065	4140	4340				7075								
									○	○						○

○ Good ○ Best





List 7140

EXOCARB® DIAMOND SQ

SPEED FEED 1383	CARBIDE	DIA	12µm	30°			SHANK h6	REG	LONG	PACKED 1 PIECE
---------------------------	----------------	------------	-------------	------------	--	--	--------------------	------------	-------------	--------------------------

Cutting Diameter Tolerance	
0.5mm ≤ D ≤ 12mm	+0 / -0.020mm



EDP Number	Diameter	Length of Cut		Neck Length		Overall Length		Number of Flutes
		D (mm)	Lc (mm)	L1 (mm)	d1 (mm)	L (mm)	d (mm)	
71400116	0.50	1.50	8.00	0.48	40.00	3.00	2	
71400216	1.00	3.00	8.00	0.96	40.00	3.00	4	
71400316	1.50	5.00	8.00	1.43	45.00	3.00	4	
71400416	2.00	6.00	8.00	1.91	45.00	3.00	4	
71400516	3.00	12.00	-	-	45.00	3.00	4	
71400616	4.00	15.00	-	-	50.00	4.00	4	
71400716	6.00	20.00	-	-	60.00	6.00	4	
71400816	8.00	20.00	-	-	60.00	8.00	4	
71400916	10.00	25.00	-	-	60.00	10.00	4	
71401016	12.00	25.00	-	-	75.00	12.00	4	

● Stocked ○ Available Upon Request; MOQ May Apply ▲ Globally Stocked



ABOUT OSG

DRILLING

THREADING

MILLING

HOLDERS

INDEX

P					M			K	N			S		Other	
Steel					Stainless Steel			Cast Iron	Non-Ferrous			HRSA		Graphite	Cobalt-Chrome
Carbon Steel			Alloy Steel	Die Steel	Aluminum		Mg		Brass, Bronze	Nickel Alloy	Titanium				
Low	Medium	High			6061	7075						Casting	Inconel		
1010	1035	1065	4140	4340	300	400	17-4 PH								
1018	1045							○	○					○	

○ Good ○ Best





EXOCARB® Diamond

OSG Patented Diamond Coated Carbide End Mills

ABOUT OSG

DRILLING

THREADING

MILLING

HOLDERS

INDEX

List 7041

EXOCARB® DIAMOND D-GF-EML

SPEED FEED 1383	CARBIDE	DIA 12μm	4 FLUTE	30°			SHANK h6	LONG	EXTRA LONG	PACKED 1 PIECE
---------------------------	----------------	--------------------	----------------	------------	--	--	--------------------	-------------	-------------------	--------------------------

Cutting Diameter Tolerance	
1/8" ≤ D ≤ 1/2"	+0 / -0.002"



EDP Number	Diameter	Length of Cut	Overall Length	Shank Diameter	
					D (Fractional Size)
70410716	●	1/8	1.000	3.000	0.125
70410916	●	3/16	1.000	4.000	0.188
70411116	●	1/4	1.500	4.000	0.250
70411416	●	3/8	1.500	4.000	0.375
70411616	●	1/2	2.000	5.000	0.500

● Stocked ○ Available Upon Request; MOQ May Apply ▲ Globally Stocked



P					M			K	N			S		Other		
Steel					Stainless Steel			Cast Iron	Non-Ferrous			HRSA		Graphite	Cobalt-Chrome	
Carbon Steel			Alloy Steel	Die Steel	300	400	17-4 PH		Aluminum		Mg	Brass, Bronze	Nickel Alloy			Titanium
Low	Medium	High							6061	7075						
1010	1035	1065	4140	4340												
1018	1045								○	○				○		

○ Good ○ Best





List 7042

EXOCARB® DIAMOND LS-SQ, Long Shank

SPEED FEED 1383	CARBIDE	DIA	12μm	4 FLUTE	30°		SHANK h6	STUB	PACKED 1 PIECE
---------------------------	----------------	------------	-------------	----------------	------------	--	--------------------	-------------	--------------------------

Cutting Diameter Tolerance	
1/16" ≤ D ≤ 1/2"	+0 / -0.002"



EDP Number	Diameter	Length of Cut	Neck Length	Neck Diameter	Overall Length	Shank Diameter	
							D (Fractional Size)
70420116	●	1/16	0.063	0.313	0.059	3.000	0.063
70420216	●	3/32	0.094	0.469	0.089	3.000	0.094
70420316	●	1/8	0.125	0.625	0.119	3.000	0.125
70420416	●	3/16	0.188	0.938	0.178	3.000	0.188
70420516	●	1/4	0.250	0.750	0.238	4.000	0.250
70420616	●	5/16	0.313	0.938	0.297	4.000	0.313
70420716	●	3/8	0.375	1.125	0.356	4.000	0.375
70420816	●	1/2	0.500	1.500	0.475	6.000	0.500

● Stocked ○ Available Upon Request; MOQ May Apply ▲ Globally Stocked



ABOUT OSG

DRILLING

THREADING

MILLING

HOLDERS

INDEX

P					M			K	N			S		Other	
Steel					Stainless Steel			Cast Iron	Non-Ferrous			HRSA		Graphite	Cobalt-Chrome
Carbon Steel			Alloy Steel	Die Steel					Aluminum	Mg	Brass, Bronze	Nickel Alloy	Titanium		
Low	Medium	High			300	400	17-4 PH								
1010	1035	1065	4140	4340											
1018	1045														

○ Good ⊙ Best





EXOCARB® DG-EML

Long Length of Cut DG Coated 4-Fluted Square End Mills for Graphite

ABOUT OSG

DRILLING

THREADING

MILLING

HOLDERS

INDEX

List 7440

EXOCARB® DG-EML

NEW

SPEED FEED
1384

CARBIDE

DG

4 FLUTE

30°



SHANK
h4

LONG

PACKED
1 PIECE

Radius Tolerance

1/32" ≤ D ≤ 3/16"	+/- 0.00028"
1/4" ≤ D ≤ 1/2"	+/- 0.00039"



EDP Number		Diameter		Length of Cut	Overall Length	Shank Diameter
		D (Fractional Size)	Lc (Inch)	L (Inch)	d (Inch)	
74400125	○	1/32	0.156	2.500	0.125	
74400225	○	3/64	0.234	2.500	0.125	
74400325	●	1/16	0.313	2.500	0.125	
74400425	●	3/32	0.469	2.500	0.125	
74400525	●	1/8	0.625	3.000	0.125	
74400625	●	3/16	0.938	3.000	0.188	
74400725	●	1/4	1.250	4.000	0.250	
74400825	●	3/8	1.875	6.000	0.375	
74400925	●	1/2	2.250	6.000	0.500	

● Stocked ○ Available Upon Request; MOQ May Apply ▲ Globally Stocked



P					M			K	N			S		Other	
Steel					Stainless Steel			Cast Iron	Non-Ferrous			HRSA		Graphite	Cobalt-Chrome
Carbon Steel			Alloy Steel	Die Steel					Aluminum		Mg	Brass, Bronze	Nickel Alloy		
Low	Medium	High			6061	Casting	Inconel		6Al4V (30 HRC)						
1010	1035	1065	4140	4340	300	400	17-4 PH	6061	7075						
1018	1045														

○ Good ○ Best





List 7441

EXOCARB® DG-LN-EML

NEW

SPEED
FEED
1385

CARBIDE

DG

4 FLUTE

30°



SHANK
h4

LONG

PACKED
1 PIECE

Radius Tolerance

1/32" ≤ D ≤ 3/16"	+/- 0.00028"
D = 1/4"	+/- 0.00039"



EDP Number		Diameter	Length of Cut	Neck Length	Overall Length	Shank Diameter
		D (Fractional Size)	Lc (Inch)	L1 (Inch)	L (Inch)	d (Inch)
74410125	○	1/32	0.156	0.250	2.500	0.125
74410225	○	3/64	0.234	0.500	2.500	0.125
74410325	○	1/16	0.313	0.625	2.500	0.125
74410425	○	3/32	0.469	1.000	2.500	0.125
74410525	●	1/8	0.625	1.250	3.000	0.125
74410625	●	3/16	0.938	1.500	3.000	0.188
74410725	●	1/4	1.250	2.000	4.000	0.250

● Stocked ○ Available Upon Request; MOQ May Apply ▲ Globally Stocked



ABOUT OSG

DRILLING

THREADING

MILLING

HOLDERS

INDEX

P					M			K	N			S		Other		
Steel					Stainless Steel			Cast Iron	Non-Ferrous			HRSA		Graphite	Cobalt-Chrome	
Carbon Steel			Alloy Steel	Die Steel					Aluminum		Mg	Brass, Bronze	Nickel Alloy			Titanium
Low	Medium	High			300	400	17-4 PH	6061	7075	Casting				Inconel	6Al4V (30 HRC)	
1010	1035	1045	1065	4140	4340											○

○ Good ⊙ Best





HY-PRO® CARB VGX

High Performance Variable Geometry End Mills

ABOUT OSG

DRILLING

THREADING

MILLING

HOLDERS

INDEX

List VG441

HY-PRO® CARB VGX SQ



SPEED FEED 1386

CARBIDE

TiAlN

4 FLUTE

35°



SHANK h6

STUB

REG

LONG

EXTRA LONG

PACKED 1 PIECE



Cutting Diameter Tolerance	
1/8" ≤ D ≤ 1"	+0 / -0.002"

EDP Number		Diameter		Length of Cut	Overall Length	Shank Diameter	Weldon Flat
		D (Fractional Size)	Lc (Inch)	L (Inch)	d (Inch)		
VG441-1250	●	1/8	0.375	1.500	0.125	-	
VG441-1875	●	3/16	0.438	2.000	0.188	-	
VG441-2500	●	1/4	0.438	2.500	0.250	-	
VG441-2501	●	1/4	0.750	2.500	0.250	-	
VG441-2502	●	1/4	1.250	3.250	0.250	-	
VG441-3125	●	5/16	0.813	2.500	0.313	-	
VG441-3126	●	5/16	1.250	3.250	0.313	-	
VG441-3127	●	5/16	1.625	4.000	0.313	-	
VG441-3750	●	3/8	0.500	2.500	0.375	-	
VG441-3752	●	3/8	0.500	2.500	0.375	●	
VG441-3751	●	3/8	0.875	2.500	0.375	-	
VG441-3753	●	3/8	0.875	2.500	0.375	●	
VG441-3754	●	3/8	1.500	4.000	0.375	-	
VG441-3755	●	3/8	1.500	4.000	0.375	●	
VG441-3756	●	3/8	2.500	4.000	0.375	-	
VG441-3757	●	3/8	2.500	4.000	0.375	●	
VG441-4375	●	7/16	1.000	2.750	0.438	-	
VG441-4376	●	7/16	1.000	2.750	0.438	●	
VG441-5000	●	1/2	0.625	2.500	0.500	●	
VG441-5007	●	1/2	0.625	2.500	0.500	-	
VG441-5001	●	1/2	1.000	3.000	0.500	●	
VG441-5008	●	1/2	1.000	3.000	0.500	-	
VG441-5002	●	1/2	1.250	3.500	0.500	●	
VG441-5009	●	1/2	1.250	3.500	0.500	-	
VG441-5003	●	1/2	1.500	4.000	0.500	●	
VG441-5010	●	1/2	1.500	4.000	0.500	-	
VG441-5004	●	1/2	2.000	4.000	0.500	●	
VG441-5011	●	1/2	2.000	4.000	0.500	-	
VG441-5005	●	1/2	2.500	4.000	0.500	●	
VG441-5012	●	1/2	2.500	4.000	0.500	-	
VG441-5006	●	1/2	3.000	5.000	0.500	●	
VG441-5013	●	1/2	3.000	5.000	0.500	-	
VG441-6250	●	5/8	0.750	3.000	0.625	●	
VG441-6255	●	5/8	0.750	3.000	0.625	-	
VG441-6251	●	5/8	1.250	3.500	0.625	●	
VG441-6256	●	5/8	1.250	3.500	0.625	-	
VG441-6252	●	5/8	1.625	5.000	0.625	●	
VG441-6257	●	5/8	1.625	5.000	0.625	-	
VG441-6253	●	5/8	2.250	5.000	0.625	●	
VG441-6258	●	5/8	2.250	5.000	0.625	-	
VG441-6254	●	5/8	3.000	6.000	0.625	●	
VG441-6259	●	5/8	3.000	6.000	0.625	-	
VG441-7500	●	3/4	0.875	3.500	0.750	●	
VG441-7506	●	3/4	0.875	3.500	0.750	-	
VG441-7501	●	3/4	1.500	4.000	0.750	●	
VG441-7507	●	3/4	1.500	4.000	0.750	-	
VG441-7502	●	3/4	1.625	4.000	0.750	●	
VG441-7508	●	3/4	1.625	4.000	0.750	-	
VG441-7503	●	3/4	2.250	5.000	0.750	●	
VG441-7509	●	3/4	2.250	5.000	0.750	-	
VG441-7504	●	3/4	3.000	6.000	0.750	●	
VG441-7510	●	3/4	3.000	6.000	0.750	-	
VG441-7505	●	3/4	4.000	6.250	0.750	●	

● Stocked ○ Available Upon Request; MOQ May Apply ▲ Globally Stocked





List VG441 (Continued)

HY-PRO® CARB VGX SQ



SPEED FEED
1386

CARBIDE

TiAlN



35°



SHANK
h6

STUB

REG

LONG

EXTRA LONG

PACKED
1 PIECE

EDP Number		Diameter		Length of Cut	Overall Length	Shank Diameter	Weldon Flat
		D (Fractional Size)	Lc (Inch)	L (Inch)	d (Inch)		
VG441-7511	●	3/4	4.000	6.250	0.750	-	
VG441-1000	●	1	1.500	4.000	1.000	●	
VG441-1005	●	1	1.500	4.000	1.000	-	
VG441-1001	●	1	2.000	5.000	1.000	●	
VG441-1006	●	1	2.000	5.000	1.000	-	
VG441-1002	●	1	2.500	5.000	1.000	●	
VG441-1007	●	1	2.500	5.000	1.000	-	
VG441-1003	●	1	3.000	6.000	1.000	●	
VG441-1008	●	1	3.000	6.000	1.000	-	
VG441-1004	●	1	4.000	7.000	1.000	●	
VG441-1009	●	1	4.000	7.000	1.000	-	

● Stocked ○ Available Upon Request; MOQ May Apply ▲ Globally Stocked



ABOUT OSG

DRILLING

THREADING

MILLING

HOLDERS

INDEX

P					M			K	N		S		H				
Steel					Stainless Steel			Cast Iron	Non-Ferrous		HRSA		Hardened Steel				
Carbon Steel			Alloy Steel	Die Steel					Aluminum		Nickel Alloy	Titanium					
Low	Medium	High			300	400	17-4 PH		6061 7075	Casting			Inconel	6Al4V (30 HRC)	~35 HRC	35-45 HRC	45-50 HRC
1010	1035	1065	4140	4340	○	○	○	○			○	○	○	○	○	○	
1018	1045				○	○	○	○			○	○	○	○	○	○	

○ Good ○ Best





HY-PRO® CARB VGX

High Performance Variable Geometry End Mills

ABOUT OSG

DRILLING

THREADING

MILLING

HOLDERS

INDEX

List VG464

HY-PRO® CARB VGX LS-SQ/CF, Extended Length



SPEED FEED
1387

CARBIDE

TiAIN

4 FLUTE

35°



SHANK
h6

WELDON
FLAT

STUB

PACKED
1 PIECE

Cutting Diameter Tolerance	
1/4" ≤ D ≤ 1"	+0 / -0.0015"



EDP Number	Diameter	Corner Chamfer	Length of Cut	Overall Length	Shank Diameter	Weldon Flat
VG464-2501	1/4	0.016	0.375	4.000	0.250	-
VG464-2500	1/4	-	0.375	4.000	0.250	-
VG464-3751	3/8	0.020	0.500	4.000	0.375	●
VG464-3750	3/8	-	0.500	4.000	0.375	●
VG464-5001	1/2	0.020	0.625	5.000	0.500	●
VG464-5003	1/2	0.020	0.625	6.000	0.500	●
VG464-5000	1/2	-	0.625	5.000	0.500	●
VG464-5002	1/2	-	0.625	6.000	0.500	●
VG464-6251	5/8	0.020	0.750	6.000	0.625	●
VG464-6253	5/8	0.020	0.750	7.000	0.625	●
VG464-6250	5/8	-	0.750	6.000	0.625	●
VG464-6252	5/8	-	0.750	7.000	0.625	●
VG464-7501	3/4	0.020	1.000	6.000	0.750	●
VG464-7503	3/4	0.020	1.000	7.000	0.750	●
VG464-7500	3/4	-	1.000	6.000	0.750	●
VG464-7502	3/4	-	1.000	7.000	0.750	●
VG464-1001	1	0.020	1.125	6.000	1.000	●
VG464-1003	1	0.020	1.125	7.000	1.000	●
VG464-1000	1	-	1.125	6.000	1.000	●
VG464-1002	1	-	1.125	7.000	1.000	●

● Stocked ○ Available Upon Request; MOQ May Apply ▲ Globally Stocked



INDEX

P					M			K	N		S		H			
Steel					Stainless Steel			Cast Iron	Non-Ferrous		HRSA		Hardened Steel			
Carbon Steel			Alloy Steel	Die Steel	300	400	17-4 PH		Aluminum		Nickel Alloy	Titanium				
Low	Medium	High							6061	Casting			Inconel	6Al4V (30 HRC)	~35 HRC	35-45 HRC
1010	1035	1065	4140	4340	○	○	○	○			○	○	○	○	○	○
1018	1045				○	○	○	○			○	○	○	○	○	○

○ Good ○ Best

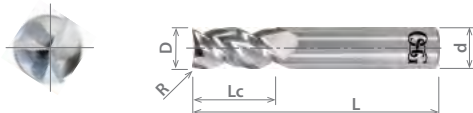




List VGM3-AL

HY-PRO CARB VGM3-AL

NEW	SPEED FEED 1388	CARBIDE	BR	3 FLUTE	40-43°	SHANK h6	REG	PACKED 1 PIECE
------------	---------------------------	----------------	-----------	----------------	---------------	--------------------	------------	--------------------------



Cutting Diameter Tolerance	
1/8" ≤ D ≤ 3/16"	+0 / -0.0003"
1/4" ≤ D ≤ 5/8"	+0 / -0.0004"
3/4" ≤ D ≤ 1"	+0 / -0.0005"

EDP Number	Dia. D (Fractional Size)	Corner Radius R (Inch)	Length of Cut Lc (Inch)	Overall Length L (Inch)	Shank Dia. d (Inch)	L/D Ratio
VGM3-0002	● 1/8	0.010	0.375	1.500	0.125	3
VGM3-0003	● 1/8	0.015	0.375	1.500	0.125	3
VGM3-0004	● 1/8	0.030	0.375	1.500	0.125	3
VGM3-0005	● 3/16	-	0.563	2.000	0.188	3
VGM3-0006	● 3/16	0.015	0.563	2.000	0.188	3
VGM3-0007	● 3/16	0.020	0.563	2.000	0.188	3
VGM3-0008	● 3/16	0.030	0.563	2.000	0.188	3
VGM3-0009	● 1/4	-	0.625	2.500	0.250	2.5
VGM3-0010	● 1/4	0.010	0.625	2.500	0.250	2.5
VGM3-0011	● 1/4	0.015	0.625	2.500	0.250	2.5
VGM3-0012	● 1/4	0.020	0.625	2.500	0.250	2.5
VGM3-0013	● 1/4	0.030	0.625	2.500	0.250	2.5
VGM3-0014	● 1/4	0.060	0.625	2.500	0.250	2.5
VGM3-0015	● 5/16	-	0.813	2.500	0.313	2.6
VGM3-0016	● 5/16	0.020	0.813	2.500	0.313	2.6
VGM3-0017	● 5/16	0.030	0.813	2.500	0.313	2.6
VGM3-0018	● 3/8	-	1.000	2.500	0.375	2.6
VGM3-0019	● 3/8	0.010	1.000	2.500	0.375	2.6
VGM3-0020	● 3/8	0.015	1.000	2.500	0.375	2.6
VGM3-0021	● 3/8	0.020	1.000	2.500	0.375	2.6
VGM3-0022	● 3/8	0.030	1.000	2.500	0.375	2.6
VGM3-0023	● 3/8	0.060	1.000	2.500	0.375	2.6
VGM3-0024	● 3/8	0.090	1.000	2.500	0.375	2.6
VGM3-0025	● 3/8	0.125	1.000	2.500	0.375	2.6
VGM3-0026	● 7/16	-	1.250	2.750	0.438	2.8
VGM3-0027	● 7/16	0.020	1.250	2.750	0.438	2.8
VGM3-0028	● 1/2	-	1.250	3.000	0.500	2.5

● Stocked ○ Available Upon Request; MOQ May Apply
▲ Globally Stocked



EDP Number	Dia. D (Fractional Size)	Corner Radius R (Inch)	Length of Cut Lc (Inch)	Overall Length L (Inch)	Shank Dia. d (Inch)	L/D Ratio
VGM3-0030	● 1/2	0.015	1.250	3.000	0.500	2.5
VGM3-0031	● 1/2	0.020	1.250	3.000	0.500	2.5
VGM3-0032	● 1/2	0.030	1.250	3.000	0.500	2.5
VGM3-0033	● 1/2	0.060	1.250	3.000	0.500	2.5
VGM3-0034	● 1/2	0.090	1.250	3.000	0.500	2.5
VGM3-0035	● 1/2	0.125	1.250	3.000	0.500	2.5
VGM3-0036	● 5/8	-	1.625	3.500	0.625	2.6
VGM3-0037	● 5/8	0.030	1.625	3.500	0.625	2.6
VGM3-0038	● 5/8	0.060	1.625	3.500	0.625	2.6
VGM3-0039	● 5/8	0.090	1.625	3.500	0.625	2.6
VGM3-0040	○ 5/8	0.125	1.625	3.500	0.625	2.6
VGM3-0041	● 3/4	-	1.625	4.000	0.750	2.2
VGM3-0042	● 3/4	0.015	1.625	4.000	0.750	2.2
VGM3-0043	● 3/4	0.030	1.625	4.000	0.750	2.2
VGM3-0044	● 3/4	0.060	1.625	4.000	0.750	2.2
VGM3-0045	○ 3/4	0.090	1.625	4.000	0.750	2.2
VGM3-0046	● 3/4	0.120	1.625	4.000	0.750	2.2
VGM3-0047	○ 3/4	0.190	1.625	4.000	0.750	2.2
VGM3-0048	○ 3/4	0.250	1.625	4.000	0.750	2.2
VGM3-0049	● 1	-	2.000	5.000	1.000	2
VGM3-0050	○ 1	0.030	2.000	5.000	1.000	2
VGM3-0051	○ 1	0.060	2.000	5.000	1.000	2
VGM3-0052	○ 1	0.090	2.000	5.000	1.000	2
VGM3-0053	○ 1	0.120	2.000	5.000	1.000	2
VGM3-0054	○ 1	0.250	2.000	5.000	1.000	2

● Stocked ○ Available Upon Request; MOQ May Apply
▲ Globally Stocked



P					M			K	N		S		H						
Steel					Stainless Steel			Cast Iron	Non-Ferrous		HRSA		Hardened Steel						
Carbon Steel			Alloy Steel	Die Steel	300	400	17-4 PH		Aluminum		Nickel Alloy	Titanium							
Low	Medium	High							6061	7075			Casting	Inconel	6Al4V (30 HRC)	~35 HRC	35-45 HRC	45-50 HRC	50-70 HRC
1010	1035	1045	4140	4340															
1018	1045	1065							○	○									

○ Good ○ Best





HY-PRO® CARB VGM

High Performance Variable Geometry End Mills

List VGM5

HY-PRO® CARB VGM5



NEW SIZES

SPEED FEED
1389

CARBIDE

EXO®

5 FLUTE

40°



SHANK
h6

STUB

REG

LONG

EXTRA LONG

PACKED
1 PIECE



Cutting Diameter Tolerance	
1/8" ≤ D ≤ 3/16"	+0 / -0.0015"

ABOUT OSG

DRILLING

THREADING

MILLING

HOLDERS

INDEX

EDP Number	Diameter	Corner Radius	Length of Cut	Overall Length	Shank Diameter	L/D Ratio	Weldon Flat
VGM5-0001	1/8	-	0.188	1.500	0.125	1.5	-
VGM5-0002	1/8	0.010	0.188	1.500	0.125	1.5	-
VGM5-0003	1/8	-	0.250	1.500	0.125	2	-
VGM5-0004	1/8	0.010	0.250	1.500	0.125	2	-
VGM5-0005	1/8	0.015	0.250	1.500	0.125	2	-
VGM5-0006	1/8	0.030	0.250	1.500	0.125	2	-
VGM5-0007	1/8	-	0.375	1.500	0.125	3	-
VGM5-0008	1/8	0.010	0.375	1.500	0.125	3	-
VGM5-0009	1/8	-	0.500	2.250	0.125	4	-
VGM5-0010	1/8	0.010	0.500	2.250	0.125	4	-
VGM5-0011	1/8	0.015	0.500	2.250	0.125	4	-
VGM5-0012	1/8	0.030	0.500	2.250	0.125	4	-
VGM5-0013	1/8	-	0.625	2.250	0.125	5	-
VGM5-0014	1/8	0.010	0.625	2.250	0.125	5	-
VGM5-0015	1/8	-	0.750	2.250	0.125	6	-
VGM5-0016	1/8	0.010	0.750	2.250	0.125	6	-
VGM5-0017	1/8	0.015	0.750	2.250	0.125	6	-
VGM5-0018	1/8	0.030	0.750	2.250	0.125	6	-
VGM5-0019	5/32	-	0.234	2.000	0.156	1.5	-
VGM5-0020	5/32	0.010	0.234	2.000	0.156	1.5	-
VGM5-0021	5/32	-	0.313	2.000	0.156	2	-
VGM5-0022	5/32	0.010	0.313	2.000	0.156	2	-
VGM5-0023	5/32	-	0.469	2.250	0.156	3	-
VGM5-0024	5/32	0.010	0.469	2.250	0.156	3	-
VGM5-0025	3/16	-	0.281	2.000	0.188	1.5	-
VGM5-0026	3/16	0.010	0.281	2.000	0.188	1.5	-
VGM5-0027	3/16	0.015	0.281	2.000	0.188	1.5	-
VGM5-0028	3/16	0.030	0.281	2.000	0.188	1.5	-
VGM5-0029	3/16	-	0.375	2.000	0.188	2	-
VGM5-0030	3/16	0.010	0.375	2.000	0.188	2	-
VGM5-0031	3/16	-	0.563	2.250	0.188	3	-
VGM5-0032	3/16	0.010	0.563	2.250	0.188	3	-
VGM5-0033	3/16	0.015	0.563	2.250	0.188	3	-
VGM5-0034	3/16	0.030	0.563	2.250	0.188	3	-
VGM5-0035	3/16	-	0.750	2.250	0.188	4	-
VGM5-0036	3/16	0.010	0.750	2.250	0.188	4	-
VGM5-0037	3/16	0.030	0.750	2.250	0.188	4	-
VGM5-0038	3/16	-	0.938	2.250	0.188	5	-
VGM5-0039	3/16	0.010	0.938	2.250	0.188	5	-
VGM5-0040	3/16	0.015	0.938	2.250	0.188	5	-
VGM5-0041	7/32	-	0.328	2.000	0.219	1.5	-
VGM5-0042	7/32	0.010	0.328	2.000	0.219	1.5	-
VGM5-0043	7/32	-	0.438	2.500	0.219	2	-
VGM5-0044	7/32	0.010	0.438	2.500	0.219	2	-
VGM5-0045	1/4	-	0.375	2.000	0.250	1.5	-
VGM5-0046	1/4	0.010	0.375	2.000	0.250	1.5	-
VGM5-0047	1/4	0.015	0.375	2.000	0.250	1.5	-
VGM5-0048	1/4	0.020	0.375	2.000	0.250	1.5	-
VGM5-0049	1/4	0.030	0.375	2.000	0.250	1.5	-
VGM5-0050	1/4	0.060	0.375	2.000	0.250	1.5	-
VGM5-0051	1/4	-	0.500	2.500	0.250	2	-
VGM5-0052	1/4	0.010	0.500	2.500	0.250	2	-
VGM5-0053	1/4	0.015	0.500	2.500	0.250	2	-
VGM5-0054	1/4	0.020	0.500	2.500	0.250	2	-
VGM5-0055	1/4	0.030	0.500	2.500	0.250	2	-
VGM5-0056	1/4	0.060	0.500	2.500	0.250	2	-
VGM5-0057	1/4	-	0.750	2.500	0.250	3	-
VGM5-0058	1/4	0.010	0.750	2.500	0.250	3	-

● Stocked ○ Available Upon Request; MOQ May Apply ▲ Globally Stocked





List VGM5 (Continued)

HY-PRO® CARB VGM5



NEW SIZES

SPEED FEED
1389

CARBIDE

EXO

5 FLUTE

40°



SHANK
h6

STUB

REG

LONG

EXTRA LONG

PACKED
1 PIECE

EDP Number	Diameter	Corner Radius	Length of Cut	Overall Length	Shank Diameter	L/D Ratio	Weldon Flat	
								D (Fractional Size)
VGM5-0059	●	1/4	0.015	0.750	2.500	0.250	3	-
VGM5-0060	●	1/4	0.020	0.750	2.500	0.250	3	-
VGM5-0061	●	1/4	0.030	0.750	2.500	0.250	3	-
VGM5-0062	●	1/4	0.060	0.750	2.500	0.250	3	-
VGM5-0063	●	1/4	-	1.000	3.000	0.250	4	-
VGM5-0064	●	1/4	0.010	1.000	3.000	0.250	4	-
VGM5-0065	●	1/4	0.015	1.000	3.000	0.250	4	-
VGM5-0066	●	1/4	0.020	1.000	3.000	0.250	4	-
VGM5-0067	●	1/4	0.030	1.000	3.000	0.250	4	-
VGM5-0068	●	1/4	0.060	1.000	3.000	0.250	4	-
VGM5-0069	●	1/4	-	1.250	3.000	0.250	5	-
VGM5-0070	●	1/4	0.020	1.250	3.000	0.250	5	-
VGM5-0071	●	1/4	-	1.500	3.000	0.250	6	-
VGM5-0072	●	1/4	0.020	1.500	3.000	0.250	6	-
VGM5-0073	●	9/32	-	0.422	2.500	0.313	1.5	-
VGM5-0074	○	9/32	0.020	0.422	2.500	0.313	1.5	-
VGM5-0075	●	9/32	-	0.563	2.500	0.313	2	-
VGM5-0076	●	9/32	0.020	0.563	2.500	0.313	2	-
VGM5-0077	●	9/32	-	0.844	3.000	0.313	3	-
VGM5-0078	●	9/32	0.020	0.844	3.000	0.313	3	-
VGM5-0079	●	5/16	-	0.469	2.000	0.313	1.5	-
VGM5-0080	●	5/16	0.010	0.469	2.000	0.313	1.5	-
VGM5-0081	●	5/16	0.020	0.469	2.000	0.313	1.5	-
VGM5-0082	●	5/16	0.030	0.469	2.000	0.313	1.5	-
VGM5-0083	●	5/16	0.060	0.469	2.000	0.313	1.5	-
VGM5-0084	●	5/16	-	0.625	2.500	0.313	2	-
VGM5-0085	●	5/16	0.010	0.625	2.500	0.313	2	-
VGM5-0086	●	5/16	0.020	0.625	2.500	0.313	2	-
VGM5-0087	●	5/16	0.030	0.625	2.500	0.313	2	-
VGM5-0088	●	5/16	0.060	0.625	2.500	0.313	2	-
VGM5-0089	●	5/16	-	0.938	3.000	0.313	3	-
VGM5-0090	●	5/16	0.020	0.938	3.000	0.313	3	-
VGM5-0091	●	5/16	0.030	0.938	3.000	0.313	3	-
VGM5-0092	●	5/16	0.060	0.938	3.000	0.313	3	-
VGM5-0093	●	5/16	-	1.250	3.000	0.313	4	-
VGM5-0094	●	5/16	0.020	1.250	3.000	0.313	4	-
VGM5-0095	●	3/8	-	0.563	2.000	0.375	1.5	-
VGM5-0095-W	○	3/8	-	0.563	2.000	0.375	1.5	●
VGM5-0096	●	3/8	0.010	0.563	2.000	0.375	1.5	-
VGM5-0097	●	3/8	0.015	0.563	2.000	0.375	1.5	-
VGM5-0097-W	○	3/8	0.015	0.563	2.000	0.375	1.5	●
VGM5-0098	●	3/8	0.020	0.563	2.000	0.375	1.5	-
VGM5-0099	●	3/8	0.030	0.563	2.000	0.375	1.5	-
VGM5-0099-W	○	3/8	0.030	0.563	2.000	0.375	1.5	●
VGM5-0100	●	3/8	0.060	0.563	2.000	0.375	1.5	-
VGM5-0100-W	○	3/8	0.060	0.563	2.000	0.375	1.5	●
VGM5-0101	●	3/8	0.090	0.563	2.000	0.375	1.5	-
VGM5-0102	●	3/8	-	0.750	2.500	0.375	2	-
VGM5-0103	●	3/8	0.010	0.750	2.500	0.375	2	-
VGM5-0104	●	3/8	0.020	0.750	2.500	0.375	2	-
VGM5-0105	●	3/8	0.030	0.750	2.500	0.375	2	-
VGM5-0106	●	3/8	0.060	0.750	2.500	0.375	2	-
VGM5-0107	●	3/8	0.090	0.750	2.500	0.375	2	-
VGM5-0108	●	3/8	-	1.125	3.000	0.375	3	-

● Stocked ○ Available Upon Request; MOQ May Apply ▲ Globally Stocked



CONTINUED

P					M			K	N		S		H			
Steel					Stainless Steel			Cast Iron	Non-Ferrous		HRSA		Hardened Steel			
Carbon Steel			Alloy Steel	Die Steel	300	400	17-4 PH		Aluminum		Nickel Alloy	Titanium	Hardened Steel			
Low	Medium	High							6061	Casting			Inconel	6Al4V (30 HRC)	~35 HRC	35-45 HRC
1010	1035	1045	1065	4140				4340	6061	7075						
○	○	○	○	○	○	○	○	○			○	○	○	○		

○ Good ○ Best



ABOUT OSG

DRILLING

THREADING

MILLING

HOLDERS

INDEX



HY-PRO® CARB VGM

High Performance Variable Geometry End Mills

List VGM5 (Continued)



NEW SIZES

SPEED FEED
1389

CARBIDE

EXO®

5 FLUTE

40°




SHANK
h6

STUB

HY-PRO® CARB VGM5

REG	LONG	EXTRA LONG	PACKED 1 PIECE
-----	------	------------	-------------------

Cutting Diameter Tolerance	
1/8" ≤ D ≤ 3/16"	+0 / -0.0015"



ABOUT OSG

DRILLING

THREADING

MILLING

HOLDERS

INDEX

EDP Number	Diameter	Corner Radius	Length of Cut	Overall Length	Shank Diameter	L/D Ratio	Weldon Flat
VGM5-0108-W	3/8	-	1.125	3.000	0.375	3	●
VGM5-0109	3/8	0.010	1.125	3.000	0.375	3	-
VGM5-0110	3/8	0.015	1.125	3.000	0.375	3	-
VGM5-0110-W	3/8	0.015	1.125	3.000	0.375	3	●
VGM5-0111	3/8	0.020	1.125	3.000	0.375	3	-
VGM5-0112	3/8	0.030	1.125	3.000	0.375	3	-
VGM5-0112-W	3/8	0.030	1.125	3.000	0.375	3	●
VGM5-0113	3/8	0.060	1.125	3.000	0.375	3	-
VGM5-0113-W	3/8	0.060	1.125	3.000	0.375	3	●
VGM5-0114	3/8	0.090	1.125	3.000	0.375	3	-
VGM5-0115	3/8	-	1.500	4.000	0.375	4	-
VGM5-0116	3/8	0.010	1.500	4.000	0.375	4	-
VGM5-0117	3/8	0.020	1.500	4.000	0.375	4	-
VGM5-0118	3/8	0.030	1.500	4.000	0.375	4	-
VGM5-0119	3/8	0.060	1.500	4.000	0.375	4	-
VGM5-0120	3/8	0.090	1.500	4.000	0.375	4	-
VGM5-0121	1/2	-	0.625	2.500	0.500	1.25	-
VGM5-0121-W	1/2	-	0.625	2.500	0.500	1.25	●
VGM5-0122	1/2	0.010	0.625	2.500	0.500	1.25	-
VGM5-0123	1/2	0.015	0.625	2.500	0.500	1.25	-
VGM5-0123-W	1/2	0.015	0.625	2.500	0.500	1.25	●
VGM5-0124	1/2	0.020	0.625	2.500	0.500	1.25	-
VGM5-0125	1/2	0.030	0.625	2.500	0.500	1.25	-
VGM5-0125-W	1/2	0.030	0.625	2.500	0.500	1.25	●
VGM5-0126	1/2	0.060	0.625	2.500	0.500	1.25	-
VGM5-0126-W	1/2	0.060	0.625	2.500	0.500	1.25	●
VGM5-0127	1/2	0.090	0.625	2.500	0.500	1.25	-
VGM5-0127-W	1/2	0.090	0.625	2.500	0.500	1.25	●
VGM5-0128	1/2	0.120	0.625	2.500	0.500	1.25	-
VGM5-0128-W	1/2	0.120	0.625	2.500	0.500	1.25	●
VGM5-0129	1/2	0.125	0.625	2.500	0.500	1.25	-
VGM5-0130	1/2	-	1.000	3.000	0.500	2	-
VGM5-0131	1/2	0.010	1.000	3.000	0.500	2	-
VGM5-0132	1/2	0.015	1.000	3.000	0.500	2	-
VGM5-0133	1/2	0.020	1.000	3.000	0.500	2	-
VGM5-0134	1/2	0.030	1.000	3.000	0.500	2	-
VGM5-0134-W	1/2	0.030	1.000	3.000	0.500	2	●
VGM5-0135	1/2	0.060	1.000	3.000	0.500	2	-
VGM5-0135-W	1/2	0.060	1.000	3.000	0.500	2	●
VGM5-0136	1/2	0.090	1.000	3.000	0.500	2	-
VGM5-0137	1/2	0.120	1.000	3.000	0.500	2	-
VGM5-0138	1/2	0.125	1.000	3.000	0.500	2	-
VGM5-0139	1/2	-	1.250	3.000	0.500	2.5	-
VGM5-0139-W	1/2	-	1.250	3.000	0.500	2.5	●
VGM5-0140	1/2	0.010	1.250	3.000	0.500	2.5	-
VGM5-0141	1/2	0.015	1.250	3.000	0.500	2.5	-
VGM5-0141-W	1/2	0.015	1.250	3.000	0.500	2.5	●
VGM5-0142	1/2	0.020	1.250	3.000	0.500	2.5	-
VGM5-0143	1/2	0.030	1.250	3.000	0.500	2.5	-
VGM5-0143-W	1/2	0.030	1.250	3.000	0.500	2.5	●
VGM5-0144	1/2	0.060	1.250	3.000	0.500	2.5	-
VGM5-0144-W	1/2	0.060	1.250	3.000	0.500	2.5	●
VGM5-0145	1/2	0.090	1.250	3.000	0.500	2.5	-
VGM5-0145-W	1/2	0.090	1.250	3.000	0.500	2.5	●
VGM5-0146	1/2	0.120	1.250	3.000	0.500	2.5	-
VGM5-0146-W	1/2	0.120	1.250	3.000	0.500	2.5	●
VGM5-0147	1/2	0.125	1.250	3.000	0.500	2.5	-
VGM5-0148	1/2	-	1.500	4.000	0.500	3	-

● Stocked ○ Available Upon Request; MOQ May Apply ▲ Globally Stocked



List VGM5 (Continued)

HY-PRO® CARB VGM5



NEW SIZES

SPEED FEED
1389

CARBIDE

EXO®

5 FLUTE

40°



SHANK
h6

STUB

REG LONG EXTRA LONG PACKED 1 PIECE

EDP Number	Diameter	Corner Radius	Length of Cut	Overall Length	Shank Diameter	L/D Ratio	Weldon Flat	
								D (Fractional Size)
VGM5-0149	●	1/2	0.010	1.500	4.000	0.500	3	-
VGM5-0150	●	1/2	0.030	1.500	4.000	0.500	3	-
VGM5-0151	●	1/2	0.060	1.500	4.000	0.500	3	-
VGM5-0152	○	1/2	0.090	1.500	4.000	0.500	3	-
VGM5-0153	●	1/2	0.120	1.500	4.000	0.500	3	-
VGM5-0154	●	1/2	0.125	1.500	4.000	0.500	3	-
VGM5-0155	●	1/2	-	2.000	4.000	0.500	4	-
VGM5-0156	●	1/2	0.010	2.000	4.000	0.500	4	-
VGM5-0157	●	1/2	0.030	2.000	4.000	0.500	4	-
VGM5-0158	●	1/2	0.060	2.000	4.000	0.500	4	-
VGM5-0159	●	1/2	0.120	2.000	4.000	0.500	4	-
VGM5-0160	●	1/2	-	2.500	5.000	0.500	5	-
VGM5-0161	●	1/2	0.010	2.500	5.000	0.500	5	-
VGM5-0162	●	1/2	0.030	2.500	5.000	0.500	5	-
VGM5-0163	●	1/2	0.060	2.500	5.000	0.500	5	-
VGM5-0164	●	1/2	0.120	2.500	5.000	0.500	5	-
VGM5-0165	●	5/8	-	0.781	3.000	0.625	1.25	-
VGM5-0165-W	○	5/8	-	0.781	3.000	0.625	1.25	●
VGM5-0166	●	5/8	0.020	0.781	3.000	0.625	1.25	-
VGM5-0167	●	5/8	0.030	0.781	3.000	0.625	1.25	-
VGM5-0167-W	○	5/8	0.030	0.781	3.000	0.625	1.25	●
VGM5-0168	●	5/8	0.060	0.781	3.000	0.625	1.25	-
VGM5-0168-W	○	5/8	0.060	0.781	3.000	0.625	1.25	●
VGM5-0169	○	5/8	0.090	0.781	3.000	0.625	1.25	-
VGM5-0169-W	○	5/8	0.090	0.781	3.000	0.625	1.25	●
VGM5-0170	●	5/8	0.120	0.781	3.000	0.625	1.25	-
VGM5-0171	○	5/8	-	0.938	3.000	0.625	1.5	-
VGM5-0172	●	5/8	0.020	0.938	3.000	0.625	1.5	-
VGM5-0173	●	5/8	0.030	0.938	3.000	0.625	1.5	-
VGM5-0174	○	5/8	0.060	0.938	3.000	0.625	1.5	-
VGM5-0175	○	5/8	0.090	0.938	3.000	0.625	1.5	-
VGM5-0176	●	5/8	0.120	0.938	3.000	0.625	1.5	-
VGM5-0177	●	5/8	-	1.250	3.500	0.625	2	-
VGM5-0177-W	○	5/8	-	1.250	3.500	0.625	2	●
VGM5-0178	●	5/8	0.020	1.250	3.500	0.625	2	-
VGM5-0179	●	5/8	0.030	1.250	3.500	0.625	2	-
VGM5-0179-W	○	5/8	0.030	1.250	3.500	0.625	2	●
VGM5-0180	●	5/8	0.060	1.250	3.500	0.625	2	-
VGM5-0180-W	○	5/8	0.060	1.250	3.500	0.625	2	●
VGM5-0181	●	5/8	0.090	1.250	3.500	0.625	2	-
VGM5-0181-W	○	5/8	0.090	1.250	3.500	0.625	2	●
VGM5-0182	○	5/8	0.120	1.250	3.500	0.625	2	-
VGM5-0183	●	5/8	-	1.563	3.500	0.625	2.5	-
VGM5-0184	●	5/8	0.020	1.563	3.500	0.625	2.5	-
VGM5-0185	●	5/8	0.030	1.563	3.500	0.625	2.5	-
VGM5-0186	●	5/8	0.060	1.563	3.500	0.625	2.5	-
VGM5-0187	○	5/8	0.090	1.563	3.500	0.625	2.5	-
VGM5-0188	○	5/8	0.120	1.563	3.500	0.625	2.5	-
VGM5-0189	●	5/8	-	1.875	5.000	0.625	3	-
VGM5-0190	●	5/8	0.020	1.875	5.000	0.625	3	-
VGM5-0191	●	5/8	0.030	1.875	5.000	0.625	3	-
VGM5-0192	○	5/8	0.060	1.875	5.000	0.625	3	-
VGM5-0193	○	5/8	0.090	1.875	5.000	0.625	3	-
VGM5-0194	●	5/8	0.120	1.875	5.000	0.625	3	-

● Stocked ○ Available Upon Request; MOQ May Apply ▲ Globally Stocked



CONTINUED

P					M			K	N		S		H				
Steel					Stainless Steel			Cast Iron	Non-Ferrous		HRSA		Hardened Steel				
Carbon Steel			Alloy Steel	Die Steel	300	400	17-4 PH		Aluminum		Nickel Alloy	Titanium					
Low	Medium	High							6061	Casting			Inconel	6Al4V (30 HRC)	~35 HRC	35-45 HRC	45-50 HRC
1010	1035	1045	1065	4140	4340												
○	○	○	○	○	○	○	○	○			○	○	○	○	○	○	○

○ Good ○ Best



ABOUT OSG

DRILLING

THREADING

MILLING

HOLDERS

INDEX



HY-PRO® CARB VGM

High Performance Variable Geometry End Mills

List VGM5 (Continued)



NEW SIZES

SPEED FEED
1389

CARBIDE

EXO®

5 FLUTE

40°



SHANK
h6

STUB


REG

LONG

EXTRA LONG

PACKED
1 PIECE

HY-PRO® CARB VGM5



Cutting Diameter Tolerance	
1/8" ≤ D ≤ 3/16"	+0 / -0.0015"

EDP Number	Diameter	Corner Radius	Length of Cut	Overall Length	Shank Diameter	L/D Ratio	Weldon Flat
VGM5-0195	5/8	-	2.500	5.000	0.625	4	-
VGM5-0196	5/8	0.020	2.500	5.000	0.625	4	-
VGM5-0197	5/8	0.030	2.500	5.000	0.625	4	-
VGM5-0198	5/8	0.060	2.500	5.000	0.625	4	-
VGM5-0199	5/8	0.090	2.500	5.000	0.625	4	-
VGM5-0200	5/8	0.120	2.500	5.000	0.625	4	-
VGM5-0201	3/4	-	0.938	3.000	0.750	1.25	-
VGM5-0202	3/4	0.020	0.938	3.000	0.750	1.25	-
VGM5-0203	3/4	0.030	0.938	3.000	0.750	1.25	-
VGM5-0204	3/4	0.060	0.938	3.000	0.750	1.25	-
VGM5-0205	3/4	0.090	0.938	3.000	0.750	1.25	-
VGM5-0206	3/4	0.120	0.938	3.000	0.750	1.25	-
VGM5-0207	3/4	0.190	0.938	3.000	0.750	1.25	-
VGM5-0208	3/4	0.250	0.938	3.000	0.750	1.25	-
VGM5-0209	3/4	-	1.125	4.000	0.750	1.5	-
VGM5-0209-W	3/4	-	1.125	4.000	0.750	1.5	●
VGM5-0210	3/4	0.020	1.125	4.000	0.750	1.5	-
VGM5-0211	3/4	0.030	1.125	4.000	0.750	1.5	-
VGM5-0211-W	3/4	0.030	1.125	4.000	0.750	1.5	●
VGM5-0212	3/4	0.060	1.125	4.000	0.750	1.5	-
VGM5-0212-W	3/4	0.060	1.125	4.000	0.750	1.5	●
VGM5-0213	3/4	0.090	1.125	4.000	0.750	1.5	-
VGM5-0213-W	3/4	0.090	1.125	4.000	0.750	1.5	●
VGM5-0214	3/4	0.120	1.125	4.000	0.750	1.5	-
VGM5-0214-W	3/4	0.120	1.125	4.000	0.750	1.5	●
VGM5-0215	3/4	0.190	1.125	4.000	0.750	1.5	-
VGM5-0216	3/4	0.250	1.125	4.000	0.750	1.5	-
VGM5-0217	3/4	-	1.500	4.000	0.750	2	-
VGM5-0217-W	3/4	-	1.500	4.000	0.750	2	●
VGM5-0218	3/4	0.020	1.500	4.000	0.750	2	-
VGM5-0219	3/4	0.030	1.500	4.000	0.750	2	-
VGM5-0219-W	3/4	0.030	1.500	4.000	0.750	2	●
VGM5-0220	3/4	0.060	1.500	4.000	0.750	2	-
VGM5-0220-W	3/4	0.060	1.500	4.000	0.750	2	●
VGM5-0221	3/4	0.090	1.500	4.000	0.750	2	-
VGM5-0221-W	3/4	0.090	1.500	4.000	0.750	2	●
VGM5-0222	3/4	0.120	1.500	4.000	0.750	2	-
VGM5-0222-W	3/4	0.120	1.500	4.000	0.750	2	●
VGM5-0223	3/4	0.190	1.500	4.000	0.750	2	-
VGM5-0224	3/4	0.250	1.500	4.000	0.750	2	-
VGM5-0225	3/4	-	2.250	5.000	0.750	3	-
VGM5-0226	3/4	0.020	2.250	5.000	0.750	3	-
VGM5-0227	3/4	0.030	2.250	5.000	0.750	3	-
VGM5-0228	3/4	0.060	2.250	5.000	0.750	3	-
VGM5-0229	3/4	0.090	2.250	5.000	0.750	3	-
VGM5-0230	3/4	0.120	2.250	5.000	0.750	3	-
VGM5-0231	3/4	0.190	2.250	5.000	0.750	3	-
VGM5-0232	3/4	0.250	2.250	5.000	0.750	3	-
VGM5-0233	3/4	-	3.000	6.000	0.750	4	-
VGM5-0234	3/4	0.020	3.000	6.000	0.750	4	-
VGM5-0235	3/4	0.030	3.000	6.000	0.750	4	-
VGM5-0236	3/4	0.060	3.000	6.000	0.750	4	-
VGM5-0237	3/4	0.090	3.000	6.000	0.750	4	-
VGM5-0238	3/4	0.120	3.000	6.000	0.750	4	-
VGM5-0239	3/4	0.190	3.000	6.000	0.750	4	-
VGM5-0240	3/4	0.250	3.000	6.000	0.750	4	-
VGM5-0241	3/4	-	3.750	7.000	0.750	5	-
VGM5-0242	3/4	0.020	3.750	7.000	0.750	5	-

● Stocked ○ Available Upon Request; MOQ May Apply ▲ Globally Stocked



ABOUT OSG

DRILLING

THREADING

MILLING

HOLDERS

INDEX



List VGM5 (Continued)

HY-PRO® CARB VGM5



NEW SIZES

SPEED FEED
1389

CARBIDE

EXO

5 FLUTE

40°



SHANK
h6

STUB

REG

LONG

EXTRA LONG

PACKED
1 PIECE

EDP Number		Diameter		Corner Radius	Length of Cut	Overall Length	Shank Diameter	L/D Ratio	Weldon Flat
		D (Fractional Size)	R (Inch)	Lc (Inch)	L (Inch)	d (Inch)			
VGM5-0243	●	3/4	0.030	3.750	7.000	0.750	5	-	
VGM5-0244	●	3/4	0.060	3.750	7.000	0.750	5	-	
VGM5-0245	●	3/4	0.090	3.750	7.000	0.750	5	-	
VGM5-0246	●	3/4	0.120	3.750	7.000	0.750	5	-	
VGM5-0247	●	3/4	0.190	3.750	7.000	0.750	5	-	
VGM5-0248	●	3/4	0.250	3.750	7.000	0.750	5	-	
VGM5-0249	●	1	-	1.250	4.000	1.000	1.25	-	
VGM5-0249-W	○	1	-	1.250	4.000	1.000	1.25	●	
VGM5-0250	●	1	0.030	1.250	4.000	1.000	1.25	-	
VGM5-0250-W	○	1	0.030	1.250	4.000	1.000	1.25	●	
VGM5-0251	●	1	0.060	1.250	4.000	1.000	1.25	-	
VGM5-0251-W	○	1	0.060	1.250	4.000	1.000	1.25	●	
VGM5-0252	●	1	0.090	1.250	4.000	1.000	1.25	-	
VGM5-0252-W	○	1	0.090	1.250	4.000	1.000	1.25	●	
VGM5-0253	○	1	0.120	1.250	4.000	1.000	1.25	-	
VGM5-0253-W	○	1	0.120	1.250	4.000	1.000	1.25	●	
VGM5-0254	○	1	0.190	1.250	4.000	1.000	1.25	-	
VGM5-0255	●	1	0.250	1.250	4.000	1.000	1.25	-	
VGM5-0256	●	1	-	2.000	5.000	1.000	2	-	
VGM5-0256-W	○	1	-	2.000	5.000	1.000	2	●	
VGM5-0257	●	1	0.030	2.000	5.000	1.000	2	-	
VGM5-0257-W	○	1	0.030	2.000	5.000	1.000	2	●	
VGM5-0258	●	1	0.060	2.000	5.000	1.000	2	-	
VGM5-0258-W	○	1	0.060	2.000	5.000	1.000	2	●	
VGM5-0259	●	1	0.090	2.000	5.000	1.000	2	-	
VGM5-0259-W	○	1	0.090	2.000	5.000	1.000	2	●	
VGM5-0260	●	1	0.120	2.000	5.000	1.000	2	-	
VGM5-0260-W	○	1	0.120	2.000	5.000	1.000	2	●	
VGM5-0261	●	1	0.190	2.000	5.000	1.000	2	-	
VGM5-0262	●	1	0.250	2.000	5.000	1.000	2	-	
VGM5-0263	●	1	-	3.000	6.000	1.000	3	-	
VGM5-0264	○	1	0.030	3.000	6.000	1.000	3	-	
VGM5-0265	●	1	0.060	3.000	6.000	1.000	3	-	
VGM5-0266	○	1	0.090	3.000	6.000	1.000	3	-	
VGM5-0267	○	1	0.120	3.000	6.000	1.000	3	-	
VGM5-0268	○	1	0.190	3.000	6.000	1.000	3	-	
VGM5-0269	●	1	0.250	3.000	6.000	1.000	3	-	
VGM5-0270	●	1	-	4.000	7.000	1.000	4	-	
VGM5-0271	●	1	0.030	4.000	7.000	1.000	4	-	
VGM5-0272	●	1	0.060	4.000	7.000	1.000	4	-	
VGM5-0273	○	1	0.090	4.000	7.000	1.000	4	-	
VGM5-0274	○	1	0.120	4.000	7.000	1.000	4	-	
VGM5-0275	●	1	0.190	4.000	7.000	1.000	4	-	
VGM5-0276	○	1	0.250	4.000	7.000	1.000	4	-	

● Stocked ○ Available Upon Request; MOQ May Apply ▲ Globally Stocked



P					M			K	N		S		H			
Steel					Stainless Steel			Cast Iron	Non-Ferrous		HRSA		Hardened Steel			
Carbon Steel			Alloy Steel	Die Steel	300	400	17-4 PH		Aluminum		Nickel Alloy	Titanium	Hardened Steel			
Low	Medium	High							6061	Casting			Inconel	6Al4V (30 HRC)	~35 HRC	35-45 HRC
1010	1035	1045	1065	4140				4340	6061	7075						
○	○	○	○	○	○	○	○	○			○	○	○	○	○	○

○ Good ○ Best



ABOUT OSG

DRILLING

THREADING

MILLING

HOLDERS

INDEX



HY-PRO® CARB VGM

High Performance Variable Geometry End Mills

ABOUT OSG

DRILLING

THREADING

MILLING

HOLDERS

INDEX

List VGM5-LN



SPEED FEED
1390

CARBIDE

EXO

5 FLUTE

40°




SHANK
h6

STUB

PACKED
1 PIECE

HY-PRO® CARB VGM5-LN, Long Neck

Cutting Diameter Tolerance	
1/8" ≤ D ≤ 1"	+0 / -0.0015"



EDP Number	Diameter	Corner Radius	Length of Cut	Neck Length	Neck Diameter	Overall Length	Shank Diameter	L/D Ratio	
									D (Fractional Size)
VGM5-1001	●	1/8	-	0.156	0.375	0.118	2.250	0.125	3
VGM5-1002	●	1/8	0.010	0.156	0.375	0.118	2.250	0.125	3
VGM5-1003	●	1/8	0.015	0.156	0.375	0.118	2.250	0.125	3
VGM5-1004	●	1/8	0.030	0.156	0.375	0.118	2.250	0.125	3
VGM5-1005	●	1/8	-	0.156	0.500	0.118	2.250	0.125	4
VGM5-1006	●	1/8	0.010	0.156	0.500	0.118	2.250	0.125	4
VGM5-1007	○	1/8	0.015	0.156	0.500	0.118	2.250	0.125	4
VGM5-1008	●	1/8	0.030	0.156	0.500	0.118	2.250	0.125	4
VGM5-1009	●	1/8	-	0.156	0.750	0.118	3.000	0.125	6
VGM5-1010	●	1/8	0.010	0.156	0.750	0.118	3.000	0.125	6
VGM5-1011	○	1/8	0.015	0.156	0.750	0.118	3.000	0.125	6
VGM5-1012	●	1/8	0.030	0.156	0.750	0.118	3.000	0.125	6
VGM5-1013	●	1/8	-	0.156	1.000	0.118	3.000	0.125	8
VGM5-1014	●	1/8	0.010	0.156	1.000	0.118	3.000	0.125	8
VGM5-1015	●	1/8	0.015	0.156	1.000	0.118	3.000	0.125	8
VGM5-1016	●	1/8	0.030	0.156	1.000	0.118	3.000	0.125	8
VGM5-1017	●	3/16	-	0.234	0.563	0.178	2.000	0.188	3
VGM5-1018	●	3/16	0.010	0.234	0.563	0.178	2.000	0.188	3
VGM5-1019	●	3/16	0.015	0.234	0.563	0.178	2.000	0.188	3
VGM5-1020	●	3/16	0.030	0.234	0.563	0.178	2.000	0.188	3
VGM5-1021	●	3/16	-	0.234	0.750	0.178	2.000	0.188	4
VGM5-1022	●	3/16	0.010	0.234	0.750	0.178	2.000	0.188	4
VGM5-1023	●	3/16	0.030	0.234	0.750	0.178	3.000	0.188	4
VGM5-1024	●	3/16	-	0.234	1.125	0.178	3.000	0.188	6
VGM5-1025	●	3/16	0.010	0.234	1.125	0.178	3.000	0.188	6
VGM5-1026	●	3/16	0.015	0.234	1.125	0.178	3.000	0.188	6
VGM5-1027	●	3/16	0.030	0.234	1.125	0.178	3.000	0.188	6
VGM5-1028	●	3/16	-	0.234	1.313	0.178	3.000	0.188	7
VGM5-1029	●	3/16	0.010	0.234	1.313	0.178	3.000	0.188	7
VGM5-1030	●	3/16	0.030	0.234	1.313	0.178	3.000	0.188	7
VGM5-1031	●	1/4	-	0.313	0.750	0.237	4.000	0.250	3
VGM5-1032	●	1/4	0.010	0.313	0.750	0.237	4.000	0.250	3
VGM5-1033	●	1/4	0.015	0.313	0.750	0.237	4.000	0.250	3
VGM5-1034	●	1/4	0.020	0.313	0.750	0.237	4.000	0.250	3
VGM5-1035	●	1/4	0.030	0.313	0.750	0.237	4.000	0.250	3
VGM5-1036	●	1/4	0.060	0.313	0.750	0.237	4.000	0.250	3
VGM5-1037	●	1/4	-	0.313	1.000	0.237	4.000	0.250	4
VGM5-1038	●	1/4	0.010	0.313	1.000	0.237	4.000	0.250	4
VGM5-1039	●	1/4	0.015	0.313	1.000	0.237	4.000	0.250	4
VGM5-1040	●	1/4	0.020	0.313	1.000	0.237	4.000	0.250	4
VGM5-1041	●	1/4	0.030	0.313	1.000	0.237	4.000	0.250	4
VGM5-1042	●	1/4	0.060	0.313	1.000	0.237	4.000	0.250	4
VGM5-1043	●	1/4	-	0.313	1.250	0.237	4.000	0.250	5
VGM5-1044	●	1/4	0.010	0.313	1.250	0.237	4.000	0.250	5
VGM5-1045	●	1/4	0.015	0.313	1.250	0.237	4.000	0.250	5
VGM5-1046	●	1/4	0.020	0.313	1.250	0.237	4.000	0.250	5
VGM5-1047	●	1/4	0.030	0.313	1.250	0.237	4.000	0.250	5
VGM5-1048	●	1/4	0.060	0.313	1.250	0.237	4.000	0.250	5
VGM5-1049	●	1/4	-	0.313	1.500	0.237	4.000	0.250	6
VGM5-1050	●	1/4	0.010	0.313	1.500	0.237	4.000	0.250	6
VGM5-1051	●	1/4	0.015	0.313	1.500	0.237	4.000	0.250	6
VGM5-1052	●	1/4	0.020	0.313	1.500	0.237	4.000	0.250	6
VGM5-1053	●	1/4	0.030	0.313	1.500	0.237	4.000	0.250	6
VGM5-1054	●	1/4	0.060	0.313	1.500	0.237	4.000	0.250	6
VGM5-1055	●	1/4	-	0.313	2.000	0.237	4.000	0.250	8

● Stocked ○ Available Upon Request; MOQ May Apply ▲ Globally Stocked





List VGM5-LN (Cont.)



SPEED FEED
1390

CARBIDE

EXO®

5 FLUTE

40°



SHANK
h6

STUB

PACKED
1 PIECE

HY-PRO® CARB VGM5-LN, Long Neck

EDP Number		Diameter	Corner Radius	Length of Cut	Neck Length	Neck Diameter	Overall Length	Shank Diameter	L/D Ratio
		D (Fractional Size)	R (Inch)	Lc (Inch)	L1 (Inch)	d1 (Inch)	L (Inch)	d (Inch)	
VGM5-1056	●	1/4	0.020	0.313	2.000	0.237	4.000	0.250	8
VGM5-1057	●	1/4	-	0.313	2.500	0.237	4.000	0.250	10
VGM5-1058	●	1/4	0.020	0.313	2.500	0.237	4.000	0.250	10
VGM5-1059	●	3/8	-	0.469	1.125	0.356	4.000	0.375	3
VGM5-1060	●	3/8	0.010	0.469	1.125	0.356	4.000	0.375	3
VGM5-1061	●	3/8	0.015	0.469	1.125	0.356	4.000	0.375	3
VGM5-1062	●	3/8	0.020	0.469	1.125	0.356	4.000	0.375	3
VGM5-1063	●	3/8	0.030	0.469	1.125	0.356	4.000	0.375	3
VGM5-1064	●	3/8	0.060	0.469	1.125	0.356	4.000	0.375	3
VGM5-1065	●	3/8	0.090	0.469	1.125	0.356	4.000	0.375	3
VGM5-1066	●	3/8	-	0.469	1.500	0.356	4.000	0.375	4
VGM5-1067	●	3/8	0.010	0.469	1.500	0.356	4.000	0.375	4
VGM5-1068	●	3/8	0.020	0.469	1.500	0.356	4.000	0.375	4
VGM5-1069	●	3/8	0.030	0.469	1.500	0.356	4.000	0.375	4
VGM5-1070	●	3/8	0.060	0.469	1.500	0.356	4.000	0.375	4
VGM5-1071	●	3/8	0.090	0.469	1.500	0.356	4.000	0.375	4
VGM5-1072	●	3/8	-	0.469	1.875	0.356	4.000	0.375	5
VGM5-1073	●	3/8	0.010	0.469	1.875	0.356	4.000	0.375	5
VGM5-1074	●	3/8	0.015	0.469	1.875	0.356	4.000	0.375	5
VGM5-1075	●	3/8	0.020	0.469	1.875	0.356	4.000	0.375	5
VGM5-1076	●	3/8	0.030	0.469	1.875	0.356	4.000	0.375	5
VGM5-1077	●	3/8	0.060	0.469	1.875	0.356	4.000	0.375	5
VGM5-1078	●	3/8	0.090	0.469	1.875	0.356	4.000	0.375	5
VGM5-1079	●	3/8	-	0.469	2.250	0.356	5.000	0.375	6
VGM5-1080	●	3/8	0.010	0.469	2.250	0.356	5.000	0.375	6
VGM5-1081	●	3/8	0.020	0.469	2.250	0.356	5.000	0.375	6
VGM5-1082	●	3/8	0.030	0.469	2.250	0.356	5.000	0.375	6
VGM5-1083	●	3/8	0.060	0.469	2.250	0.356	5.000	0.375	6
VGM5-1084	●	3/8	0.090	0.469	2.250	0.356	5.000	0.375	6
VGM5-1085	●	3/8	-	0.469	3.000	0.356	6.000	0.375	8
VGM5-1086	●	3/8	0.010	0.469	3.000	0.356	6.000	0.375	8
VGM5-1087	●	3/8	0.020	0.469	3.000	0.356	6.000	0.375	8
VGM5-1088	●	3/8	0.030	0.469	3.000	0.356	6.000	0.375	8
VGM5-1089	○	3/8	0.060	0.469	3.000	0.356	6.000	0.375	8
VGM5-1090	○	3/8	0.090	0.469	3.000	0.356	6.000	0.375	8
VGM5-1091	●	1/2	-	0.625	1.500	0.475	4.000	0.500	3
VGM5-1092	●	1/2	0.010	0.625	1.500	0.475	4.000	0.500	3
VGM5-1093	●	1/2	0.015	0.625	1.500	0.475	4.000	0.500	3
VGM5-1094	●	1/2	0.020	0.625	1.500	0.475	4.000	0.500	3
VGM5-1095	●	1/2	0.030	0.625	1.500	0.475	4.000	0.500	3
VGM5-1096	○	1/2	0.060	0.625	1.500	0.475	4.000	0.500	3
VGM5-1097	○	1/2	0.090	0.625	1.500	0.475	4.000	0.500	3
VGM5-1098	○	1/2	0.120	0.625	1.500	0.475	4.000	0.500	3
VGM5-1099	○	1/2	0.125	0.625	1.500	0.475	4.000	0.500	3
VGM5-1100	●	1/2	-	0.625	2.000	0.475	4.000	0.500	4
VGM5-1101	●	1/2	0.010	0.625	2.000	0.475	4.000	0.500	4
VGM5-1102	●	1/2	0.015	0.625	2.000	0.475	4.000	0.500	4
VGM5-1103	●	1/2	0.020	0.625	2.000	0.475	4.000	0.500	4
VGM5-1104	●	1/2	0.030	0.625	2.000	0.475	4.000	0.500	4
VGM5-1105	○	1/2	0.060	0.625	2.000	0.475	4.000	0.500	4
VGM5-1106	○	1/2	0.090	0.625	2.000	0.475	4.000	0.500	4

● Stocked ○ Available Upon Request; MOQ May Apply ▲ Globally Stocked



CONTINUED ➔

P					M			K	N		S		H					
Steel					Stainless Steel			Cast Iron	Non-Ferrous		HRSA		Hardened Steel					
Carbon Steel			Alloy Steel	Die Steel	300	400	17-4 PH		Aluminum		Nickel Alloy	Titanium						
Low	Medium	High							6061	Casting			Inconel	6Al4V (30 HRC)	~35 HRC	35-45 HRC	45-50 HRC	50-70 HRC
1010	1035	1065	4140	4340	○	○	○	○	○	○	○	○	○	○	○	○	○	○
1018	1045				○	○	○	○			○	○	○	○	○	○	○	○

○ Good ○ Best





HY-PRO® CARB VGM

High Performance Variable Geometry End Mills

List VGM5-LN (Cont.)



SPEED FEED
1390

CARBIDE

EXO®

5 FLUTE

40°




SHANK
h6

STUB

PACKED
1 PIECE

Cutting Diameter Tolerance	
1/8" ≤ D ≤ 1"	+0/-0.0015"



ABOUT OSG

DRILLING

THREADING

MILLING

HOLDERS

INDEX

EDP Number		Diameter	Corner Radius	Length of Cut	Neck Length	Neck Diameter	Overall Length	Shank Diameter	L/D Ratio
		D (Fractional Size)	R (Inch)	Lc (Inch)	L1 (Inch)	d1 (Inch)	L (Inch)	d (Inch)	
VGM5-1107	●	1/2	0.120	0.625	2.000	0.475	4.000	0.500	4
VGM5-1108	○	1/2	0.125	0.625	2.000	0.475	4.000	0.500	4
VGM5-1109	●	1/2	-	0.625	2.500	0.475	5.000	0.500	5
VGM5-1110	●	1/2	0.010	0.625	2.500	0.475	5.000	0.500	5
VGM5-1111	●	1/2	0.015	0.625	2.500	0.475	5.000	0.500	5
VGM5-1112	●	1/2	0.020	0.625	2.500	0.475	5.000	0.500	5
VGM5-1113	●	1/2	0.030	0.625	2.500	0.475	5.000	0.500	5
VGM5-1114	●	1/2	0.060	0.625	2.500	0.475	5.000	0.500	5
VGM5-1115	○	1/2	0.090	0.625	2.500	0.475	5.000	0.500	5
VGM5-1116	○	1/2	0.120	0.625	2.500	0.475	5.000	0.500	5
VGM5-1117	○	1/2	0.125	0.625	2.500	0.475	5.000	0.500	5
VGM5-1118	●	1/2	-	0.625	3.000	0.475	6.000	0.500	6
VGM5-1119	●	1/2	0.010	0.625	3.000	0.475	6.000	0.500	6
VGM5-1120	●	1/2	0.030	0.625	3.000	0.475	6.000	0.500	6
VGM5-1121	●	1/2	0.060	0.625	3.000	0.475	6.000	0.500	6
VGM5-1122	●	1/2	0.090	0.625	3.000	0.475	6.000	0.500	6
VGM5-1123	○	1/2	0.120	0.625	3.000	0.475	6.000	0.500	6
VGM5-1124	○	1/2	0.125	0.625	3.000	0.475	6.000	0.500	6
VGM5-1125	●	1/2	-	0.625	4.000	0.475	6.000	0.500	8
VGM5-1126	●	1/2	0.010	0.625	4.000	0.475	6.000	0.500	8
VGM5-1127	○	1/2	0.030	0.625	4.000	0.475	6.000	0.500	8
VGM5-1128	○	1/2	0.060	0.625	4.000	0.475	6.000	0.500	8
VGM5-1129	○	1/2	0.120	0.625	4.000	0.475	6.000	0.500	8
VGM5-1130	●	1/2	-	0.625	5.000	0.475	7.000	0.500	10
VGM5-1131	○	1/2	0.010	0.625	5.000	0.475	7.000	0.500	10
VGM5-1132	●	1/2	0.030	0.625	5.000	0.475	7.000	0.500	10
VGM5-1133	●	1/2	0.060	0.625	5.000	0.475	7.000	0.500	10
VGM5-1134	●	1/2	0.120	0.625	5.000	0.475	7.000	0.500	10
VGM5-1135	●	5/8	-	0.781	1.875	0.593	5.000	0.625	3
VGM5-1136	●	5/8	0.020	0.781	1.875	0.593	5.000	0.625	3
VGM5-1137	○	5/8	0.030	0.781	1.875	0.593	5.000	0.625	3
VGM5-1138	○	5/8	0.060	0.781	1.875	0.593	5.000	0.625	3
VGM5-1139	○	5/8	0.090	0.781	1.875	0.593	5.000	0.625	3
VGM5-1140	○	5/8	0.120	0.781	1.875	0.593	5.000	0.625	3
VGM5-1141	●	5/8	-	0.781	2.500	0.593	6.000	0.625	4
VGM5-1142	●	5/8	0.020	0.781	2.500	0.593	6.000	0.625	4
VGM5-1143	●	5/8	0.030	0.781	2.500	0.593	6.000	0.625	4
VGM5-1144	○	5/8	0.060	0.781	2.500	0.593	6.000	0.625	4
VGM5-1145	○	5/8	0.090	0.781	2.500	0.593	6.000	0.625	4
VGM5-1146	○	5/8	0.120	0.781	2.500	0.593	6.000	0.625	4
VGM5-1147	●	5/8	-	0.781	3.125	0.593	6.000	0.625	5
VGM5-1148	●	5/8	0.020	0.781	3.125	0.593	6.000	0.625	5
VGM5-1149	○	5/8	0.030	0.781	3.125	0.593	6.000	0.625	5
VGM5-1150	○	5/8	0.060	0.781	3.125	0.593	6.000	0.625	5
VGM5-1151	○	5/8	0.090	0.781	3.125	0.593	6.000	0.625	5
VGM5-1152	○	5/8	0.120	0.781	3.125	0.593	6.000	0.625	5
VGM5-1153	○	5/8	-	0.781	3.750	0.593	6.000	0.625	6
VGM5-1154	●	5/8	0.020	0.781	3.750	0.593	6.000	0.625	6
VGM5-1155	○	5/8	0.030	0.781	3.750	0.593	6.000	0.625	6
VGM5-1156	○	5/8	0.060	0.781	3.750	0.593	6.000	0.625	6
VGM5-1157	○	5/8	0.090	0.781	3.750	0.593	6.000	0.625	6
VGM5-1158	○	5/8	0.120	0.781	3.750	0.593	6.000	0.625	6
VGM5-1159	●	3/4	-	0.938	2.250	0.712	4.000	0.750	3
VGM5-1160	●	3/4	0.020	0.938	2.250	0.712	4.000	0.750	3
VGM5-1161	●	3/4	0.030	0.938	2.250	0.712	4.000	0.750	3

● Stocked ○ Available Upon Request; MOQ May Apply ▲ Globally Stocked





List VGM5-LN (Cont.)



SPEED FEED 1390	CARBIDE	EXO	5 FLUTE	40°				SHANK h6	STUB	PACKED 1 PIECE
---------------------------	----------------	------------	----------------	------------	--	--	--	--------------------	-------------	--------------------------

HY-PRO® CARB VGM5-LN, Long Neck

EDP Number		Diameter	Corner Radius	Length of Cut	Neck Length	Neck Diameter	Overall Length	Shank Diameter	L/D Ratio
		D (Fractional Size)	R (Inch)	Lc (Inch)	L1 (Inch)	d1 (Inch)	L (Inch)	d (Inch)	
VGM5-1162	○	3/4	0.060	0.938	2.250	0.712	4.000	0.750	3
VGM5-1163	○	3/4	0.090	0.938	2.250	0.712	4.000	0.750	3
VGM5-1164	○	3/4	0.120	0.938	2.250	0.712	4.000	0.750	3
VGM5-1165	○	3/4	0.190	0.938	2.250	0.712	4.000	0.750	3
VGM5-1166	○	3/4	0.250	0.938	2.250	0.712	4.000	0.750	3
VGM5-1167	●	3/4	-	0.938	3.000	0.712	6.000	0.750	4
VGM5-1168	●	3/4	0.020	0.938	3.000	0.712	6.000	0.750	4
VGM5-1169	●	3/4	0.030	0.938	3.000	0.712	6.000	0.750	4
VGM5-1170	●	3/4	0.060	0.938	3.000	0.712	6.000	0.750	4
VGM5-1171	○	3/4	0.090	0.938	3.000	0.712	6.000	0.750	4
VGM5-1172	●	3/4	0.120	0.938	3.000	0.712	6.000	0.750	4
VGM5-1173	○	3/4	0.190	0.938	3.000	0.712	6.000	0.750	4
VGM5-1174	○	3/4	0.250	0.938	3.000	0.712	6.000	0.750	4
VGM5-1175	●	3/4	-	0.938	3.750	0.712	6.000	0.750	5
VGM5-1176	●	3/4	0.020	0.938	3.750	0.712	6.000	0.750	5
VGM5-1177	●	3/4	0.030	0.938	3.750	0.712	6.000	0.750	5
VGM5-1178	●	3/4	0.060	0.938	3.750	0.712	6.000	0.750	5
VGM5-1179	○	3/4	0.090	0.938	3.750	0.712	6.000	0.750	5
VGM5-1180	○	3/4	0.120	0.938	3.750	0.712	6.000	0.750	5
VGM5-1181	○	3/4	0.190	0.938	3.750	0.712	6.000	0.750	5
VGM5-1182	○	3/4	0.250	0.938	3.750	0.712	6.000	0.750	5
VGM5-1183	●	3/4	-	0.938	4.500	0.712	7.000	0.750	6
VGM5-1184	○	3/4	0.020	0.938	4.500	0.712	7.000	0.750	6
VGM5-1185	●	3/4	0.030	0.938	4.500	0.712	7.000	0.750	6
VGM5-1186	●	3/4	0.060	0.938	4.500	0.712	7.000	0.750	6
VGM5-1187	○	3/4	0.090	0.938	4.500	0.712	7.000	0.750	6
VGM5-1188	○	3/4	0.120	0.938	4.500	0.712	7.000	0.750	6
VGM5-1189	○	3/4	0.190	0.938	4.500	0.712	7.000	0.750	6
VGM5-1190	●	3/4	0.250	0.938	4.500	0.712	7.000	0.750	6
VGM5-1191	○	1	-	1.250	3.000	0.950	6.000	1.000	3
VGM5-1192	●	1	0.030	1.250	3.000	0.950	6.000	1.000	3
VGM5-1193	○	1	0.060	1.250	3.000	0.950	6.000	1.000	3
VGM5-1194	●	1	0.090	1.250	3.000	0.950	6.000	1.000	3
VGM5-1195	○	1	0.120	1.250	3.000	0.950	6.000	1.000	3
VGM5-1196	○	1	0.190	1.250	3.000	0.950	6.000	1.000	3
VGM5-1197	○	1	0.250	1.250	3.000	0.950	6.000	1.000	3
VGM5-1198	○	1	-	1.250	4.000	0.950	6.000	1.000	4
VGM5-1199	○	1	0.030	1.250	4.000	0.950	6.000	1.000	4
VGM5-1200	○	1	0.060	1.250	4.000	0.950	6.000	1.000	4
VGM5-1201	○	1	0.090	1.250	4.000	0.950	6.000	1.000	4
VGM5-1202	○	1	0.120	1.250	4.000	0.950	6.000	1.000	4
VGM5-1203	○	1	0.190	1.250	4.000	0.950	6.000	1.000	4
VGM5-1204	○	1	0.250	1.250	4.000	0.950	6.000	1.000	4
VGM5-1205	●	1	-	1.250	5.000	0.950	7.000	1.000	5
VGM5-1206	○	1	0.030	1.250	5.000	0.950	7.000	1.000	5
VGM5-1207	●	1	0.060	1.250	5.000	0.950	7.000	1.000	5
VGM5-1208	○	1	0.090	1.250	5.000	0.950	7.000	1.000	5
VGM5-1209	○	1	0.120	1.250	5.000	0.950	7.000	1.000	5
VGM5-1210	●	1	0.190	1.250	5.000	0.950	7.000	1.000	5
VGM5-1211	○	1	0.250	1.250	5.000	0.950	7.000	1.000	5

● Stocked ○ Available Upon Request; MOQ May Apply ▲ Globally Stocked



P					M			K	N		S		H						
Steel					Stainless Steel			Cast Iron	Non-Ferrous		HRSA		Hardened Steel						
Carbon Steel			Alloy Steel	Die Steel	300	400	17-4 PH		Aluminum		Nickel Alloy	Titanium							
Low	Medium	High							6061	Casting			Inconel	6Al4V (30 HRC)	~35 HRC	35-45 HRC	45-50 HRC	50-70 HRC	
1010	1035	1045	1065	4140	4340	○	○	○	○	○	○	○	○	○	○	○	○	○	○

○ Good ○ Best





HY-PRO® CARB VGM

High Performance Variable Geometry End Mills

ABOUT OSG

DRILLING

THREADING

MILLING

HOLDERS

INDEX

List VGM6

HY-PRO® CARB VGM6



SPEED FEED
1391

CARBIDE

EXO®

6 FLUTE

37°



SHANK
h6


STUB

REG

LONG

EXTRA LONG

PACKED
1 PIECE



Cutting Diameter Tolerance	
1/4" ≤ D ≤ 1"	+0 / -0.0015"

EDP Number	Dia.	Corner Radius	Length of Cut	Overall Length	Shank Dia.	L/D Ratio
		R (Inch)	Lc (Inch)	L (Inch)	d (Inch)	
VGM6-0001	1/4	-	0.375	2.000	0.250	1.5
VGM6-0002	1/4	0.020	0.375	2.000	0.250	1.5
VGM6-0003	1/4	0.030	0.375	2.000	0.250	1.5
VGM6-0004	1/4	0.060	0.375	2.000	0.250	1.5
VGM6-0005	1/4	-	0.500	2.500	0.250	2
VGM6-0006	1/4	0.020	0.500	2.500	0.250	2
VGM6-0007	1/4	0.030	0.500	2.500	0.250	2
VGM6-0008	1/4	0.060	0.500	2.500	0.250	2
VGM6-0009	1/4	-	0.750	2.500	0.250	3
VGM6-0010	1/4	0.020	0.750	2.500	0.250	3
VGM6-0011	1/4	0.030	0.750	2.500	0.250	3
VGM6-0012	1/4	0.060	0.750	2.500	0.250	3
VGM6-0013	1/4	-	1.000	3.000	0.250	4
VGM6-0014	1/4	0.020	1.000	3.000	0.250	4
VGM6-0015	1/4	0.030	1.000	3.000	0.250	4
VGM6-0016	1/4	0.060	1.000	3.000	0.250	4
VGM6-0017	1/4	-	1.250	3.000	0.250	5
VGM6-0018	1/4	0.020	1.250	3.000	0.250	5
VGM6-0019	1/4	0.030	1.250	3.000	0.250	5
VGM6-0020	1/4	0.060	1.250	3.000	0.250	5
VGM6-0021	1/4	-	1.500	3.000	0.250	6
VGM6-0022	1/4	0.020	1.500	3.000	0.250	6
VGM6-0023	1/4	0.030	1.500	3.000	0.250	6
VGM6-0024	1/4	0.060	1.500	3.000	0.250	6
VGM6-0025	5/16	-	0.469	2.000	0.313	1.5
VGM6-0026	5/16	0.020	0.469	2.000	0.313	1.5
VGM6-0027	5/16	0.030	0.469	2.000	0.313	1.5
VGM6-0028	5/16	0.060	0.469	2.000	0.313	1.5
VGM6-0029	5/16	-	0.625	2.500	0.313	2
VGM6-0030	5/16	0.020	0.625	2.500	0.313	2
VGM6-0031	5/16	0.030	0.625	2.500	0.313	2
VGM6-0032	5/16	0.060	0.625	2.500	0.313	2
VGM6-0033	5/16	-	0.938	3.000	0.313	3
VGM6-0034	5/16	0.020	0.938	3.000	0.313	3
VGM6-0035	5/16	0.030	0.938	3.000	0.313	3
VGM6-0036	5/16	0.060	0.938	3.000	0.313	3
VGM6-0037	5/16	-	1.250	3.000	0.313	4
VGM6-0038	5/16	0.020	1.250	3.000	0.313	4
VGM6-0039	5/16	0.030	1.250	3.000	0.313	4
VGM6-0040	5/16	0.060	1.250	3.000	0.313	4
VGM6-0041	3/8	-	0.563	2.000	0.375	1.5
VGM6-0042	3/8	0.020	0.563	2.000	0.375	1.5
VGM6-0043	3/8	0.030	0.563	2.000	0.375	1.5
VGM6-0044	3/8	0.060	0.563	2.000	0.375	1.5
VGM6-0045	3/8	0.090	0.563	2.000	0.375	1.5
VGM6-0046	3/8	-	0.750	2.500	0.375	2
VGM6-0047	3/8	0.020	0.750	2.500	0.375	2
VGM6-0048	3/8	0.030	0.750	2.500	0.375	2
VGM6-0049	3/8	0.060	0.750	2.500	0.375	2
VGM6-0050	3/8	0.090	0.750	2.500	0.375	2
VGM6-0051	3/8	-	1.125	3.000	0.375	3
VGM6-0052	3/8	0.020	1.125	3.000	0.375	3
VGM6-0053	3/8	0.030	1.125	3.000	0.375	3

EDP Number	Dia.	Corner Radius	Length of Cut	Overall Length	Shank Dia.	L/D Ratio
		R (Inch)	Lc (Inch)	L (Inch)	d (Inch)	
VGM6-0054	3/8	0.060	1.125	3.000	0.375	3
VGM6-0055	3/8	0.090	1.125	3.000	0.375	3
VGM6-0056	3/8	-	1.500	4.000	0.375	4
VGM6-0057	3/8	0.020	1.500	4.000	0.375	4
VGM6-0058	3/8	0.030	1.500	4.000	0.375	4
VGM6-0059	3/8	0.060	1.500	4.000	0.375	4
VGM6-0060	3/8	0.090	1.500	4.000	0.375	4
VGM6-0061	1/2	-	0.625	2.500	0.500	1.25
VGM6-0062	1/2	0.030	0.625	2.500	0.500	1.25
VGM6-0063	1/2	0.060	0.625	2.500	0.500	1.25
VGM6-0064	1/2	0.090	0.625	2.500	0.500	1.25
VGM6-0065	1/2	0.120	0.625	2.500	0.500	1.25
VGM6-0066	1/2	0.125	0.625	2.500	0.500	1.25
VGM6-0067	1/2	-	1.000	3.000	0.500	2
VGM6-0068	1/2	0.030	1.000	3.000	0.500	2
VGM6-0069	1/2	0.060	1.000	3.000	0.500	2
VGM6-0070	1/2	0.090	1.000	3.000	0.500	2
VGM6-0071	1/2	0.120	1.000	3.000	0.500	2
VGM6-0072	1/2	0.125	1.000	3.000	0.500	2
VGM6-0073	1/2	-	1.250	3.000	0.500	2.5
VGM6-0074	1/2	0.030	1.250	3.000	0.500	2.5
VGM6-0075	1/2	0.060	1.250	3.000	0.500	2.5
VGM6-0076	1/2	0.090	1.250	3.000	0.500	2.5
VGM6-0077	1/2	0.120	1.250	3.000	0.500	2.5
VGM6-0078	1/2	0.125	1.250	3.000	0.500	2.5
VGM6-0079	1/2	-	1.500	4.000	0.500	3
VGM6-0080	1/2	0.030	1.500	4.000	0.500	3
VGM6-0081	1/2	0.060	1.500	4.000	0.500	3
VGM6-0082	1/2	0.090	1.500	4.000	0.500	3
VGM6-0083	1/2	0.120	1.500	4.000	0.500	3
VGM6-0084	1/2	0.125	1.500	4.000	0.500	3
VGM6-0085	1/2	-	2.000	4.000	0.500	4
VGM6-0086	1/2	0.030	2.000	4.000	0.500	4
VGM6-0087	1/2	0.060	2.000	4.000	0.500	4
VGM6-0088	1/2	0.090	2.000	4.000	0.500	4
VGM6-0089	1/2	0.120	2.000	4.000	0.500	4
VGM6-0090	1/2	0.125	2.000	4.000	0.500	4
VGM6-0091	5/8	-	0.781	3.000	0.625	1.25
VGM6-0092	5/8	0.020	0.781	3.000	0.625	1.25
VGM6-0093	5/8	0.030	0.781	3.000	0.625	1.25
VGM6-0094	5/8	0.060	0.781	3.000	0.625	1.25
VGM6-0095	5/8	0.090	0.781	3.000	0.625	1.25
VGM6-0096	5/8	0.120	0.781	3.000	0.625	1.25
VGM6-0097	5/8	0.125	0.781	3.000	0.625	1.25
VGM6-0098	5/8	-	1.250	3.500	0.625	2
VGM6-0099	5/8	0.020	1.250	3.500	0.625	2
VGM6-0100	5/8	0.030	1.250	3.500	0.625	2
VGM6-0101	5/8	0.060	1.250	3.500	0.625	2
VGM6-0102	5/8	0.090	1.250	3.500	0.625	2
VGM6-0103	5/8	0.120	1.250	3.500	0.625	2
VGM6-0104	5/8	0.125	1.250	3.500	0.625	2
VGM6-0105	5/8	-	1.563	3.500	0.625	2.5
VGM6-0106	5/8	0.020	1.563	3.500	0.625	2.5

● Stocked ○ Available Upon Request; MOQ May Apply
▲ Globally Stocked



● Stocked ○ Available Upon Request; MOQ May Apply
▲ Globally Stocked





List VGM6 (Continued)



SPEED FEED
1391

CARBIDE

EXO®

6 FLUTE

37°



SHANK
h6

STUB

REG

HY-PRO® CARB VGM6

LONG

EXTRA LONG

PACKED
1 PIECE

EDP Number	Dia.	Corner Radius		Length of Cut Lc (Inch)	Overall Length L (Inch)	Shank Dia. d (Inch)	L/D Ratio
		D (Fractional Size)	R (Inch)				
VGM6-0107	○	5/8	0.030	1.563	3.500	0.625	2.5
VGM6-0108	○	5/8	0.060	1.563	3.500	0.625	2.5
VGM6-0109	●	5/8	0.090	1.563	3.500	0.625	2.5
VGM6-0110	○	5/8	0.120	1.563	3.500	0.625	2.5
VGM6-0111	○	5/8	0.125	1.563	3.500	0.625	2.5
VGM6-0112	●	5/8	-	1.875	5.000	0.625	3
VGM6-0113	○	5/8	0.020	1.875	5.000	0.625	3
VGM6-0114	○	5/8	0.030	1.875	5.000	0.625	3
VGM6-0115	●	5/8	0.060	1.875	5.000	0.625	3
VGM6-0116	○	5/8	0.090	1.875	5.000	0.625	3
VGM6-0117	○	5/8	0.120	1.875	5.000	0.625	3
VGM6-0118	●	5/8	0.125	1.875	5.000	0.625	3
VGM6-0119	●	5/8	-	2.500	5.000	0.625	4
VGM6-0120	○	5/8	0.020	2.500	5.000	0.625	4
VGM6-0121	●	5/8	0.030	2.500	5.000	0.625	4
VGM6-0122	○	5/8	0.060	2.500	5.000	0.625	4
VGM6-0123	○	5/8	0.090	2.500	5.000	0.625	4
VGM6-0124	○	5/8	0.120	2.500	5.000	0.625	4
VGM6-0125	●	5/8	0.125	2.500	5.000	0.625	4
VGM6-0126	●	3/4	-	0.938	3.000	0.750	1.25
VGM6-0127	○	3/4	0.020	0.938	3.000	0.750	1.25
VGM6-0128	○	3/4	0.030	0.938	3.000	0.750	1.25
VGM6-0129	●	3/4	0.060	0.938	3.000	0.750	1.25
VGM6-0130	○	3/4	0.090	0.938	3.000	0.750	1.25
VGM6-0131	○	3/4	0.120	0.938	3.000	0.750	1.25
VGM6-0132	○	3/4	0.190	0.938	3.000	0.750	1.25
VGM6-0133	○	3/4	0.250	0.938	3.000	0.750	1.25
VGM6-0134	●	3/4	-	1.125	4.000	0.750	1.5
VGM6-0135	○	3/4	0.020	1.125	4.000	0.750	1.5
VGM6-0136	●	3/4	0.030	1.125	4.000	0.750	1.5
VGM6-0137	○	3/4	0.060	1.125	4.000	0.750	1.5
VGM6-0138	○	3/4	0.090	1.125	4.000	0.750	1.5
VGM6-0139	○	3/4	0.120	1.125	4.000	0.750	1.5
VGM6-0140	○	3/4	0.190	1.125	4.000	0.750	1.5
VGM6-0141	○	3/4	0.250	1.125	4.000	0.750	1.5
VGM6-0142	●	3/4	-	1.500	4.000	0.750	2
VGM6-0143	●	3/4	0.020	1.500	4.000	0.750	2
VGM6-0144	●	3/4	0.030	1.500	4.000	0.750	2
VGM6-0145	●	3/4	0.060	1.500	4.000	0.750	2
VGM6-0146	○	3/4	0.090	1.500	4.000	0.750	2

● Stocked ○ Available Upon Request; MOQ May Apply
▲ Globally Stocked



EDP Number	Dia.	Corner Radius		Length of Cut Lc (Inch)	Overall Length L (Inch)	Shank Dia. d (Inch)	L/D Ratio
		D (Fractional Size)	R (Inch)				
VGM6-0147	○	3/4	0.120	1.500	4.000	0.750	2
VGM6-0148	○	3/4	0.190	1.500	4.000	0.750	2
VGM6-0149	○	3/4	0.250	1.500	4.000	0.750	2
VGM6-0150	○	3/4	-	2.250	5.000	0.750	3
VGM6-0151	●	3/4	0.020	2.250	5.000	0.750	3
VGM6-0152	●	3/4	0.030	2.250	5.000	0.750	3
VGM6-0153	○	3/4	0.060	2.250	5.000	0.750	3
VGM6-0154	○	3/4	0.090	2.250	5.000	0.750	3
VGM6-0155	○	3/4	0.120	2.250	5.000	0.750	3
VGM6-0156	○	3/4	0.190	2.250	5.000	0.750	3
VGM6-0157	○	3/4	0.250	2.250	5.000	0.750	3
VGM6-0158	●	3/4	-	3.000	6.000	0.750	4
VGM6-0159	○	3/4	0.020	3.000	6.000	0.750	4
VGM6-0160	○	3/4	0.030	3.000	6.000	0.750	4
VGM6-0161	○	3/4	0.060	3.000	6.000	0.750	4
VGM6-0162	○	3/4	0.090	3.000	6.000	0.750	4
VGM6-0163	●	3/4	0.120	3.000	6.000	0.750	4
VGM6-0164	○	3/4	0.190	3.000	6.000	0.750	4
VGM6-0165	●	3/4	0.250	3.000	6.000	0.750	4
VGM6-0166	●	1	-	1.500	4.000	1.000	1.5
VGM6-0167	●	1	0.030	1.500	4.000	1.000	1.5
VGM6-0168	○	1	0.060	1.500	4.000	1.000	1.5
VGM6-0169	○	1	0.090	1.500	4.000	1.000	1.5
VGM6-0170	○	1	0.120	1.500	4.000	1.000	1.5
VGM6-0171	○	1	0.190	1.500	4.000	1.000	1.5
VGM6-0172	○	1	0.250	1.500	4.000	1.000	1.5
VGM6-0173	●	1	-	2.000	5.000	1.000	2
VGM6-0174	●	1	0.030	2.000	5.000	1.000	2
VGM6-0175	○	1	0.060	2.000	5.000	1.000	2
VGM6-0176	○	1	0.090	2.000	5.000	1.000	2
VGM6-0177	○	1	0.120	2.000	5.000	1.000	2
VGM6-0178	●	1	0.190	2.000	5.000	1.000	2
VGM6-0179	○	1	0.250	2.000	5.000	1.000	2
VGM6-0180	●	1	-	3.000	6.000	1.000	3
VGM6-0181	●	1	0.030	3.000	6.000	1.000	3
VGM6-0182	○	1	0.060	3.000	6.000	1.000	3
VGM6-0183	○	1	0.090	3.000	6.000	1.000	3
VGM6-0184	○	1	0.120	3.000	6.000	1.000	3
VGM6-0185	○	1	0.190	3.000	6.000	1.000	3
VGM6-0186	○	1	0.250	3.000	6.000	1.000	3

● Stocked ○ Available Upon Request; MOQ May Apply
▲ Globally Stocked



P					M			K	N		S		H					
Steel					Stainless Steel			Cast Iron	Non-Ferrous		HRSA		Hardened Steel					
Carbon Steel			Alloy Steel	Die Steel					Aluminum		Nickel Alloy	Titanium						
Low	Medium	High			300	400	17-4 PH		6061 7075	Casting			Inconel	6Al4V (30 HRC)	~35 HRC	35-45 HRC	45-50 HRC	50-70 HRC
○	○	○	○	○	○	○	○	○			○	○	○	○	○	○	○	○

○ Good ○ Best



ABOUT OSG

DRILLING

THREADING

MILLING

HOLDERS

INDEX



HY-PRO® CARB VGM

High Performance Variable Geometry End Mills

ABOUT OSG

DRILLING

THREADING

MILLING

HOLDERS

INDEX

List VGM7

HY-PRO® CARB VGM7

SPEED
FEED
1392

CARBIDE

EXO®




36°

SHANK
h6

STUB

REG

LONG

EXTRA
LONGPACKED
1 PIECE

Cutting Diameter Tolerance

1/4" ≤ D ≤ 1" +0 / -0.0015"

EDP Number		Diameter	Corner Radius	Length of Cut	Overall Length	Shank Diameter	L/D Ratio
		D (Fractional Size)	R (Inch)	Lc (Inch)	L (Inch)	d (Inch)	
VGM7-0001	●	1/4	-	0.375	2.000	0.250	1.5
VGM7-0002	●	1/4	0.020	0.375	2.000	0.250	1.5
VGM7-0003	●	1/4	0.030	0.375	2.000	0.250	1.5
VGM7-0004	●	1/4	0.060	0.375	2.000	0.250	1.5
VGM7-0005	●	1/4	-	0.500	2.500	0.250	2
VGM7-0006	●	1/4	0.020	0.500	2.500	0.250	2
VGM7-0007	●	1/4	0.030	0.500	2.500	0.250	2
VGM7-0008	●	1/4	0.060	0.500	2.500	0.250	2
VGM7-0009	●	1/4	-	0.750	2.500	0.250	3
VGM7-0010	●	1/4	0.020	0.750	2.500	0.250	3
VGM7-0011	●	1/4	0.030	0.750	2.500	0.250	3
VGM7-0012	●	1/4	0.060	0.750	2.500	0.250	3
VGM7-0013	●	1/4	-	1.000	3.000	0.250	4
VGM7-0014	●	1/4	0.020	1.000	3.000	0.250	4
VGM7-0015	●	1/4	0.030	1.000	3.000	0.250	4
VGM7-0016	●	1/4	0.060	1.000	3.000	0.250	4
VGM7-0017	●	1/4	-	1.250	3.000	0.250	5
VGM7-0018	●	1/4	0.020	1.250	3.000	0.250	5
VGM7-0019	●	1/4	0.030	1.250	3.000	0.250	5
VGM7-0020	●	1/4	0.060	1.250	3.000	0.250	5
VGM7-0021	●	1/4	-	1.500	3.000	0.250	6
VGM7-0022	●	1/4	0.020	1.500	3.000	0.250	6
VGM7-0023	●	1/4	0.030	1.500	3.000	0.250	6
VGM7-0024	●	1/4	0.060	1.500	3.000	0.250	6
VGM7-0025	●	5/16	-	0.469	2.000	0.313	1.5
VGM7-0026	●	5/16	0.020	0.469	2.000	0.313	1.5
VGM7-0027	●	5/16	0.030	0.469	2.000	0.313	1.5
VGM7-0028	●	5/16	0.060	0.469	2.000	0.313	1.5
VGM7-0029	●	5/16	-	0.625	2.500	0.313	2
VGM7-0030	●	5/16	0.020	0.625	2.500	0.313	2
VGM7-0031	●	5/16	0.030	0.625	2.500	0.313	2
VGM7-0032	●	5/16	0.060	0.625	2.500	0.313	2
VGM7-0033	●	5/16	-	0.938	3.000	0.313	3
VGM7-0034	●	5/16	0.020	0.938	3.000	0.313	3
VGM7-0035	●	5/16	0.030	0.938	3.000	0.313	3
VGM7-0036	●	5/16	0.060	0.938	3.000	0.313	3
VGM7-0037	●	5/16	-	1.250	3.000	0.313	4
VGM7-0038	●	5/16	0.020	1.250	3.000	0.313	4
VGM7-0039	●	5/16	0.030	1.250	3.000	0.313	4
VGM7-0040	●	5/16	0.060	1.250	3.000	0.313	4
VGM7-0041	●	3/8	-	0.563	2.000	0.375	1.5
VGM7-0042	●	3/8	0.020	0.563	2.000	0.375	1.5
VGM7-0043	●	3/8	0.030	0.563	2.000	0.375	1.5
VGM7-0044	●	3/8	0.060	0.563	2.000	0.375	1.5
VGM7-0045	●	3/8	-	0.750	2.500	0.375	2
VGM7-0046	●	3/8	0.020	0.750	2.500	0.375	2
VGM7-0047	●	3/8	0.030	0.750	2.500	0.375	2
VGM7-0048	●	3/8	0.060	0.750	2.500	0.375	2
VGM7-0049	●	3/8	-	1.125	3.000	0.375	3
VGM7-0050	●	3/8	0.020	1.125	3.000	0.375	3
VGM7-0051	●	3/8	0.030	1.125	3.000	0.375	3
VGM7-0052	●	3/8	0.060	1.125	3.000	0.375	3
VGM7-0053	●	3/8	-	1.500	4.000	0.375	4

● Stocked ○ Available Upon Request; MOQ May Apply ▲ Globally Stocked





List VGM7 (Continued)

HY-PRO® CARB VGM7



SPEED
FEED
1392

CARBIDE

EXO*

7 FLUTE

36°



SHANK
h6

STUB

REG

LONG

EXTRA
LONG

PACKED
1 PIECE

EDP Number		Diameter	Corner Radius	Length of Cut	Overall Length	Shank Diameter	L/D Ratio
		D (Fractional Size)	R (Inch)	Lc (Inch)	L (Inch)	d (Inch)	
VGM7-0054	●	3/8	0.020	1.500	4.000	0.375	4
VGM7-0055	●	3/8	0.030	1.500	4.000	0.375	4
VGM7-0056	●	3/8	0.060	1.500	4.000	0.375	4
VGM7-0057	●	1/2	-	0.625	2.500	0.500	1.25
VGM7-0058	●	1/2	0.030	0.625	2.500	0.500	1.25
VGM7-0059	●	1/2	0.060	0.625	2.500	0.500	1.25
VGM7-0060	●	1/2	-	1.000	3.000	0.500	2
VGM7-0061	●	1/2	0.030	1.000	3.000	0.500	2
VGM7-0062	●	1/2	0.060	1.000	3.000	0.500	2
VGM7-0063	●	1/2	-	1.250	3.000	0.500	2.5
VGM7-0064	●	1/2	0.030	1.250	3.000	0.500	2.5
VGM7-0065	●	1/2	0.060	1.250	3.000	0.500	2.5
VGM7-0066	●	1/2	-	1.500	4.000	0.500	3
VGM7-0067	●	1/2	0.030	1.500	4.000	0.500	3
VGM7-0068	●	1/2	0.060	1.500	4.000	0.500	3
VGM7-0069	●	1/2	-	2.000	4.000	0.500	4
VGM7-0070	●	1/2	0.030	2.000	4.000	0.500	4
VGM7-0071	●	1/2	0.060	2.000	4.000	0.500	4
VGM7-0072	●	5/8	-	0.781	3.000	0.625	1.25
VGM7-0073	●	5/8	0.030	0.781	3.000	0.625	1.25
VGM7-0074	○	5/8	0.060	0.781	3.000	0.625	1.25
VGM7-0075	●	5/8	-	1.250	3.500	0.625	2
VGM7-0076	●	5/8	0.030	1.250	3.500	0.625	2
VGM7-0077	●	5/8	0.060	1.250	3.500	0.625	2
VGM7-0078	●	5/8	-	1.563	3.500	0.625	2.5
VGM7-0079	●	5/8	0.030	1.563	3.500	0.625	2.5
VGM7-0080	●	5/8	0.060	1.563	3.500	0.625	2.5
VGM7-0081	●	5/8	-	1.875	5.000	0.625	3
VGM7-0082	●	5/8	0.030	1.875	5.000	0.625	3
VGM7-0083	○	5/8	0.060	1.875	5.000	0.625	3
VGM7-0084	●	5/8	-	2.500	5.000	0.625	4
VGM7-0085	●	5/8	0.030	2.500	5.000	0.625	4
VGM7-0086	●	5/8	0.060	2.500	5.000	0.625	4
VGM7-0087	●	3/4	-	0.938	3.000	0.750	1.25
VGM7-0088	●	3/4	0.030	0.938	3.000	0.750	1.25
VGM7-0089	○	3/4	0.060	0.938	3.000	0.750	1.25
VGM7-0090	●	3/4	-	1.125	4.000	0.750	1.5
VGM7-0091	●	3/4	0.030	1.125	4.000	0.750	1.5
VGM7-0092	●	3/4	0.060	1.125	4.000	0.750	1.5
VGM7-0093	●	3/4	-	1.500	4.000	0.750	2
VGM7-0094	●	3/4	0.030	1.500	4.000	0.750	2
VGM7-0095	●	3/4	0.060	1.500	4.000	0.750	2
VGM7-0096	●	3/4	-	2.250	5.000	0.750	3
VGM7-0097	●	3/4	0.030	2.250	5.000	0.750	3
VGM7-0098	●	3/4	0.060	2.250	5.000	0.750	3
VGM7-0099	●	3/4	-	3.000	6.000	0.750	4
VGM7-0100	●	3/4	0.030	3.000	6.000	0.750	4
VGM7-0101	●	3/4	0.060	3.000	6.000	0.750	4
VGM7-0102	●	1	-	1.500	4.000	1.000	1.5

● Stocked ○ Available Upon Request; MOQ May Apply ▲ Globally Stocked



CONTINUED ▶

P					M			K	N		S		H				
Steel					Stainless Steel			Cast Iron	Non-Ferrous		HRSA		Hardened Steel				
Carbon Steel			Alloy Steel	Die Steel	300	400	17-4 PH		Aluminum		Nickel Alloy	Titanium					
Low	Medium	High							6061	Casting			Inconel	6Al4V (30 HRC)	~35 HRC	35-45 HRC	45-50 HRC
1010	1035	1045	1065	4140	4340												
○	○	○	○	○	○	○	○	○			○	○	○	○			

○ Good ○ Best





HY-PRO® CARB VGM

High Performance Variable Geometry End Mills

ABOUT OSG

DRILLING

THREADING

MILLING

HOLDERS

INDEX

List VGM7 (Continued)



SPEED FEED
1392

CARBIDE

EXO®

7 FLUTE

36°



SHANK
h6

STUB

REG


LONG

EXTRA LONG

PACKED

1 PIECE

HY-PRO® CARB VGM7



Cutting Diameter Tolerance	
1/4" ≤ D ≤ 1"	+0 / -0.0015"

EDP Number		Diameter	Corner Radius	Length of Cut	Overall Length	Shank Diameter	L/D Ratio
		D (Fractional Size)	R (Inch)	Lc (Inch)	L (Inch)	d (Inch)	
VGM7-0103	●	1	0.030	1.500	4.000	1.000	1.5
VGM7-0104	○	1	0.060	1.500	4.000	1.000	1.5
VGM7-0105	●	1	-	2.000	5.000	1.000	2
VGM7-0106	○	1	0.030	2.000	5.000	1.000	2
VGM7-0107	○	1	0.060	2.000	5.000	1.000	2
VGM7-0108	●	1	-	3.000	6.000	1.000	3
VGM7-0109	●	1	0.030	3.000	6.000	1.000	3
VGM7-0110	○	1	0.060	3.000	6.000	1.000	3

● Stocked ○ Available Upon Request; MOQ May Apply ▲ Globally Stocked



P					M			K	N		S		H			
Steel					Stainless Steel			Cast Iron	Non-Ferrous		HRSA		Hardened Steel			
Carbon Steel			Alloy Steel	Die Steel	Aluminum		Nickel Alloy		Titanium							
Low	Medium	High			6061	Casting				Inconel	6Al4V (30 HRC)	~35 HRC	35-45 HRC	45-50 HRC	50-70 HRC	
1010	1035	1065	4140	4340	300	400	17-4 PH	6061	7075							
○	○	○	○	○	○	○	○	○			○	○	○	○		

○ Good ○ Best






List HP421

HY-PRO® CARB SQ

SPEED FEED 1393-1397	CARBIDE	TiAIN	2 FLUTE	35°		SHANK h6	STUB	REG	LONG	PACKED 1 PIECE
--------------------------------	----------------	--------------	----------------	------------	--	--------------------	-------------	------------	-------------	--------------------------



Cutting Diameter Tolerance	
3/64" ≤ D ≤ 1"	+0 / -0.0015"
1mm ≤ D ≤ 25mm	+0 / -0.038mm

EDP Number		Diameter		Length of Cut		Overall Length		Shank Diameter	
		D (Fractional Size)	D (mm)	Lc (Inch)	Lc (mm)	L (Inch)	L (mm)	d (Inch)	d (mm)
HP421-0394	●	-	1.00	-	3.00	-	39.00	-	3.00
HP421-0469	●	3/64	-	0.141	-	1.500	-	0.125	-
HP421-0591	●	-	1.50	-	5.00	-	39.00	-	3.00
HP421-0625	●	1/16	-	0.188	-	1.500	-	0.125	-
HP421-0781	●	5/64	-	0.250	-	1.500	-	0.125	-
HP421-0787	●	-	2.00	-	7.00	-	39.00	-	3.00
HP421-0938	●	3/32	-	0.313	-	1.500	-	0.125	-
HP421-0984	●	-	2.50	-	8.00	-	39.00	-	3.00
HP421-1094	●	7/64	-	0.375	-	1.500	-	0.125	-
HP421-1181	●	-	3.00	-	10.00	-	39.00	-	3.00
HP421-1250	●	1/8	-	0.500	-	1.500	-	0.125	-
HP421-1378	●	-	3.50	-	12.00	-	51.00	-	4.00
HP421-1406	●	9/64	-	0.500	-	2.000	-	0.188	-
HP421-1562	●	5/32	-	0.563	-	2.000	-	0.188	-
HP421-1575	●	-	4.00	-	14.00	-	51.00	-	4.00
HP421-1719	●	11/64	-	0.563	-	2.000	-	0.188	-
HP421-1772	●	-	4.50	-	14.00	-	51.00	-	5.00
HP421-1875	●	3/16	-	0.625	-	2.000	-	0.188	-
HP421-1968	●	-	5.00	-	16.00	-	51.00	-	5.00
HP421-2031	●	13/64	-	0.625	-	2.500	-	0.250	-
HP421-2188	●	7/32	-	0.625	-	2.500	-	0.250	-
HP421-2362	●	-	6.00	-	19.00	-	64.00	-	6.00
HP421-2500	●	1/4	-	0.750	-	2.500	-	0.250	-
HP421-2756	●	-	7.00	-	19.00	-	64.00	-	8.00
HP421-2812	●	9/32	-	0.750	-	2.500	-	0.313	-
HP421-3125	●	5/16	-	0.813	-	2.500	-	0.313	-
HP421-3150	●	-	8.00	-	21.00	-	64.00	-	8.00
HP421-3438	●	11/32	-	0.875	-	2.500	-	0.375	-
HP421-3543	●	-	9.00	-	22.00	-	70.00	-	10.00
HP421-3750	●	3/8	-	1.000	-	2.500	-	0.375	-
HP421-3937	●	-	10.00	-	25.00	-	70.00	-	10.00
HP421-4062	●	13/32	-	1.000	-	2.750	-	0.438	-
HP421-4331	●	-	11.00	-	25.00	-	70.00	-	11.00
HP421-4375	●	7/16	-	1.000	-	2.750	-	0.438	-
HP421-4724	●	-	12.00	-	25.00	-	76.00	-	12.00
HP421-5000	●	1/2	-	1.000	-	3.000	-	0.500	-
HP421-5512	●	-	14.00	-	30.00	-	89.00	-	14.00
HP421-5625	●	9/16	-	1.125	-	3.500	-	0.563	-
HP421-6250	●	5/8	-	1.250	-	3.500	-	0.625	-
HP421-6299	●	-	16.00	-	32.00	-	89.00	-	16.00
HP421-6875	●	11/16	-	1.375	-	4.000	-	0.750	-
HP421-7087	●	-	18.00	-	35.00	-	102.00	-	18.00
HP421-7500	●	3/4	-	1.500	-	4.000	-	0.750	-
HP421-7874	●	-	20.00	-	38.00	-	102.00	-	20.00
HP421-8661	●	-	22.00	-	38.00	-	102.00	-	22.00
HP421-8750	●	7/8	-	1.500	-	4.000	-	0.875	-
HP421-9843	●	-	25.00	-	38.00	-	102.00	-	25.00
HP421-1000	●	1	-	1.500	-	4.000	-	1.000	-

● Stocked ○ Available Upon Request; MOQ May Apply ▲ Globally Stocked



P Steel					M Stainless Steel			K Cast Iron	N Non-Ferrous		S HRSA		H Hardened Steel			
Carbon Steel			Alloy Steel	Die Steel					Aluminum		Nickel Alloy	Titanium				
Low	Medium	High							6061	Casting						
1010	1035	1045	1065	4140	4340	300	400	17-4 PH	6061	7075	Inconel	6Al4V (30 HRC)	~35 HRC	35-45 HRC	45-50 HRC	50-70 HRC
○	○	○	○	○	○	○	○	○	○	○	○	○	○	○	○	○

○ Good ⊗ Best





HY-PRO® CARB

Performance Sub-Micrograin Carbide End Mills

ABOUT OSG

DRILLING

THREADING

MILLING

HOLDERS

INDEX

List HP441

HY-PRO® CARB SQ

SPEED FEED
1394-1397

CARBIDE

TiAIN

4 FLUTE

35°




SHANK
h6

STUB

REG

LONG

PACKED
1 PIECE



Cutting Diameter Tolerance	
3/64" ≤ D ≤ 1"	+0 / -0.0015"
1mm ≤ D ≤ 25mm	+0 / -0.038mm

EDP Number		Diameter		Length of Cut		Overall Length		Shank Diameter	
		D (Fractional Size)	D (mm)	Lc (Inch)	Lc (mm)	L (Inch)	L (mm)	d (Inch)	d (mm)
HP441-0394	●	-	1.00	-	3.00	-	39.00	-	3.00
HP441-0469	●	3/64	-	0.141	-	1.500	-	0.125	-
HP441-0591	●	-	1.50	-	5.00	-	39.00	-	3.00
HP441-0625	●	1/16	-	0.188	-	1.500	-	0.125	-
HP441-0781	●	5/64	-	0.250	-	1.500	-	0.125	-
HP441-0787	●	-	2.00	-	7.00	-	39.00	-	3.00
HP441-0938	●	3/32	-	0.313	-	1.500	-	0.125	-
HP441-0984	●	-	2.50	-	8.00	-	39.00	-	3.00
HP441-1094	●	7/64	-	0.375	-	1.500	-	0.125	-
HP441-1181	●	-	3.00	-	10.00	-	39.00	-	3.00
HP441-1250	●	1/8	-	0.500	-	1.500	-	0.125	-
HP441-1378	●	-	3.50	-	12.00	-	51.00	-	4.00
HP441-1406	●	9/64	-	0.500	-	2.000	-	0.188	-
HP441-1562	●	5/32	-	0.563	-	2.000	-	0.188	-
HP441-1575	●	-	4.00	-	14.00	-	51.00	-	4.00
HP441-1719	●	11/64	-	0.563	-	2.000	-	0.188	-
HP441-1772	●	-	4.50	-	14.00	-	51.00	-	5.00
HP441-1875	●	3/16	-	0.625	-	2.000	-	0.188	-
HP441-1968	●	-	5.00	-	16.00	-	51.00	-	5.00
HP441-2031	●	13/64	-	0.625	-	2.500	-	0.250	-
HP441-2188	●	7/32	-	0.625	-	2.500	-	0.250	-
HP441-2362	●	-	6.00	-	19.00	-	64.00	-	6.00
HP441-2500	●	1/4	-	0.750	-	2.500	-	0.250	-
HP441-2756	●	-	7.00	-	19.00	-	64.00	-	8.00
HP441-2812	●	9/32	-	0.750	-	2.500	-	0.313	-
HP441-3125	●	5/16	-	0.813	-	2.500	-	0.313	-
HP441-3150	●	-	8.00	-	21.00	-	64.00	-	8.00
HP441-3438	●	11/32	-	0.875	-	2.500	-	0.375	-
HP441-3543	●	-	9.00	-	22.00	-	70.00	-	10.00
HP441-3750	●	3/8	-	1.000	-	2.500	-	0.375	-
HP441-3937	●	-	10.00	-	25.00	-	70.00	-	10.00
HP441-4062	●	13/32	-	1.000	-	2.750	-	0.438	-
HP441-4331	●	-	11.00	-	25.00	-	70.00	-	11.00
HP441-4375	●	7/16	-	1.000	-	2.750	-	0.438	-
HP441-4724	●	-	12.00	-	25.00	-	76.00	-	12.00
HP441-5000	●	1/2	-	1.000	-	3.000	-	0.500	-
HP441-5512	●	-	14.00	-	30.00	-	89.00	-	14.00
HP441-5625	●	9/16	-	1.125	-	3.500	-	0.563	-
HP441-6250	●	5/8	-	1.250	-	3.500	-	0.625	-
HP441-6299	●	-	16.00	-	32.00	-	89.00	-	16.00
HP441-6875	●	11/16	-	1.375	-	4.000	-	0.750	-
HP441-7087	●	-	18.00	-	35.00	-	102.00	-	18.00
HP441-7500	●	3/4	-	1.500	-	4.000	-	0.750	-
HP441-7874	●	-	20.00	-	38.00	-	102.00	-	20.00
HP441-8661	●	-	22.00	-	38.00	-	102.00	-	22.00
HP441-8750	●	7/8	-	1.500	-	4.000	-	0.875	-
HP441-9843	●	-	25.00	-	38.00	-	102.00	-	25.00
HP441-1000	●	1	-	1.500	-	4.000	-	1.000	-

● Stocked ○ Available Upon Request; MOQ May Apply ▲ Globally Stocked



P					M			K	N		S		H				
Steel					Stainless Steel			Cast Iron	Non-Ferrous		HRSA		Hardened Steel				
Carbon Steel			Alloy Steel	Die Steel					Aluminum	Nickel Alloy	Titanium						
Low	Medium	High			300	400	17-4 PH					6061 7075	Casting	Inconel	6Al4V (30 HRC)	~35 HRC	35-45 HRC
1010	1035	1065	4140	4340	○	○	○	○	○	○	○	○	○	○	○	○	○
1018	1045				○	○	○	○	○	○	○	○	○	○	○	○	○

○ Good ⊗ Best






List HP460

HY-PRO® CARB HIGH HELIX

SPEED FEED 1398-1399	CARBIDE	TiAlN	3 FLUTE	60°		SHANK h6	STUB	REG	LONG	PACKED 1 PIECE
--------------------------------	----------------	--------------	----------------	------------	--	--------------------	-------------	------------	-------------	--------------------------



Cutting Diameter Tolerance	
1/8" ≤ D ≤ 1"	+0 / -0.0015"
3mm ≤ D ≤ 25mm	+0 / -0.038mm

EDP Number		Diameter		Length of Cut		Overall Length		Shank Diameter	
		D (Fractional Size)	D (mm)	Lc (Inch)	Lc (mm)	L (Inch)	L (mm)	d (Inch)	d (mm)
HP460-1181	●	-	3.00	-	12.00	-	64.00	-	6.00
HP460-1250	●	1/8	-	0.500	-	1.500	-	0.125	-
HP460-1575	●	-	4.00	-	14.00	-	64.00	-	6.00
HP460-1875	●	3/16	-	0.625	-	2.000	-	0.188	-
HP460-1968	●	-	5.00	-	16.00	-	64.00	-	6.00
HP460-2362	●	-	6.00	-	19.00	-	64.00	-	6.00
HP460-2500	●	1/4	-	0.750	-	2.500	-	0.250	-
HP460-3125	●	5/16	-	0.813	-	2.500	-	0.313	-
HP460-3150	●	-	8.00	-	21.00	-	64.00	-	8.00
HP460-3750	●	3/8	-	1.000	-	2.500	-	0.375	-
HP460-3937	●	-	10.00	-	25.00	-	70.00	-	10.00
HP460-4375	●	7/16	-	1.000	-	2.750	-	0.438	-
HP460-4724	●	-	12.00	-	25.00	-	76.00	-	12.00
HP460-5000	●	1/2	-	1.000	-	3.000	-	0.500	-
HP460-5512	●	-	14.00	-	29.00	-	89.00	-	14.00
HP460-6250	●	5/8	-	1.250	-	3.500	-	0.625	-
HP460-6299	●	-	16.00	-	32.00	-	89.00	-	16.00
HP460-7087	●	-	18.00	-	38.00	-	102.00	-	18.00
HP460-7500	●	3/4	-	1.500	-	4.000	-	0.750	-
HP460-7874	●	-	20.00	-	38.00	-	102.00	-	20.00
HP460-9843	●	-	25.00	-	38.00	-	102.00	-	25.00
HP460-1000	●	1	-	1.500	-	4.000	-	1.000	-

● Stocked ○ Available Upon Request; MOQ May Apply ▲ Globally Stocked



ABOUT OSG

DRILLING

THREADING

MILLING

HOLDERS

INDEX

P					M			K	N		S		H				
Steel					Stainless Steel			Cast Iron	Non-Ferrous		HRSA		Hardened Steel				
Carbon Steel			Alloy Steel	Die Steel	Aluminum		Nickel Alloy		Titanium	Hardened Steel							
Low	Medium	High			6061	Casting				Inconel	6Al4V (30 HRC)	~35 HRC	35-45 HRC	45-50 HRC	50-70 HRC		
1010	1035	1065	4140	4340	300	400	17-4 PH	6061	7075								
○	○	○	○	○	○	○	○	○				○	○	○	○		

○ Good ⊙ Best





HY-PRO® CARB

Performance Sub-Micrograin Carbide End Mills

ABOUT OSG

DRILLING

THREADING

MILLING

HOLDERS

INDEX

List HP400

HY-PRO® CARB ROUGHER

SPEED FEED 1400-1401	CARBIDE	TiAlN	ROUGH	4 FLUTE	30°		SHANK h6	STUB	REG	LONG	PACKED 1 PIECE
--------------------------------	----------------	--------------	--------------	----------------	------------	--	--------------------	-------------	------------	-------------	--------------------------



Cutting Diameter Tolerance	
1/4" ≤ D ≤ 1"	+0 / -0.0015"
3mm ≤ D ≤ 25mm	+0 / -0.038mm

EDP Number		Diameter		Length of Cut		Overall Length		Shank Diameter	
		D (Fractional Size)	D (mm)	Lc (Inch)	Lc (mm)	L (Inch)	L (mm)	d (Inch)	d (mm)
HP400-1181	●	-	3.00	-	10.00	-	64.00	-	6.00
HP400-1575	●	-	4.00	-	14.00	-	64.00	-	6.00
HP400-1968	●	-	5.00	-	15.00	-	64.00	-	6.00
HP400-2362	●	-	6.00	-	19.00	-	64.00	-	6.00
HP400-2500	●	1/4	-	0.750	-	2.500	-	0.250	-
HP400-3125	●	5/16	-	0.750	-	2.500	-	0.313	-
HP400-3150	●	-	8.00	-	21.00	-	64.00	-	8.00
HP400-3750	●	3/8	-	1.000	-	2.500	-	0.375	-
HP400-3937	●	-	10.00	-	25.00	-	70.00	-	10.00
HP400-4724	●	-	12.00	-	25.00	-	76.00	-	12.00
HP400-5000	●	1/2	-	1.250	-	3.000	-	0.500	-
HP400-6250	●	5/8	-	1.625	-	3.500	-	0.625	-
HP400-6299	●	-	16.00	-	32.00	-	89.00	-	16.00
HP400-7500	●	3/4	-	1.625	-	4.000	-	0.750	-
HP400-7874	●	-	20.00	-	38.00	-	102.00	-	20.00
HP400-9843	●	-	25.00	-	38.00	-	102.00	-	25.00
HP400-1000	●	1	-	1.750	-	4.000	-	1.000	-

● Stocked ○ Available Upon Request; MOQ May Apply ▲ Globally Stocked



P					M			K	N		S		H					
Steel					Stainless Steel			Cast Iron	Non-Ferrous		HRSA		Hardened Steel					
Carbon Steel			Alloy Steel	Die Steel	Aluminum		Nickel Alloy		Titanium	Hardened Steel								
Low	Medium	High			6061	Casting				Inconel	6Al4V (30 HRC)	~35 HRC	35-45 HRC	45-50 HRC	50-70 HRC			
1010	1035	1065	4140	4340	300	400	17-4 PH	6061	7075									
○	○	○	○	○	○	○	○	○			○	○	○	○	○	○	○	○


○ Good ⊗ Best



List 412

OSG STANDARD CARBIDE SQ

SPEED FEED 1402-1405	CARBIDE	BR	TiAlN	TiCN	2 FLUTE	30°	STUB	REG	PACKED 1 PIECE
--------------------------------	----------------	-----------	--------------	-------------	----------------	------------	-------------	------------	--------------------------



Cutting Diameter Tolerance	
1/32" ≤ D ≤ 3/4"	+0 / -0.002"
1mm ≤ D ≤ 12mm	+0 / -0.050mm

EDP Number		Diameter		Length of Cut		Overall Length		Shank Diameter		Surface Treatment
		D (Fractional Size)	D (mm)	Lc (Inch)	Lc (mm)	L (Inch)	L (mm)	d (Inch)	d (mm)	
412-0312	●	1/32	-	0.078	-	1.500	-	0.125	-	BRIGHT
412-031211	●	1/32	-	0.078	-	1.500	-	0.125	-	TiAlN
412-031208	●	1/32	-	0.078	-	1.500	-	0.125	-	TiCN
412-0394	●	-	1.00	-	2.00	-	39.00	-	3.00	BRIGHT
412-0469	●	3/64	-	0.094	-	1.500	-	0.125	-	BRIGHT
412-046911	●	3/64	-	0.094	-	1.500	-	0.125	-	TiAlN
412-0591	●	-	1.50	-	3.00	-	39.00	-	3.00	BRIGHT
412-0625	●	1/16	-	0.125	-	1.500	-	0.125	-	BRIGHT
412-062511	●	1/16	-	0.125	-	1.500	-	0.125	-	TiAlN
412-0781	●	5/64	-	0.156	-	1.500	-	0.125	-	BRIGHT
412-0787	●	-	2.00	-	4.00	-	39.00	-	3.00	BRIGHT
412-0938	●	3/32	-	0.188	-	1.500	-	0.125	-	BRIGHT
412-093808	●	3/32	-	0.188	-	1.500	-	0.125	-	TiCN
412-0984	●	-	2.50	-	5.00	-	39.00	-	3.00	BRIGHT
412-1094	●	7/64	-	0.219	-	1.500	-	0.125	-	BRIGHT
412-1181	●	-	3.00	-	6.00	-	39.00	-	3.00	BRIGHT
412-1250	●	1/8	-	0.250	-	1.500	-	0.125	-	BRIGHT
412-125011	●	1/8	-	0.250	-	1.500	-	0.125	-	TiAlN
412-1378	●	-	3.50	-	7.00	-	51.00	-	4.00	BRIGHT
412-1406	●	9/64	-	0.281	-	2.000	-	0.188	-	BRIGHT
412-1562	●	5/32	-	0.313	-	2.000	-	0.188	-	BRIGHT
412-156208	●	5/32	-	0.313	-	2.000	-	0.188	-	TiCN
412-1575	●	-	4.00	-	8.00	-	51.00	-	4.00	BRIGHT
412-1772	●	-	4.50	-	9.00	-	51.00	-	5.00	BRIGHT
412-1875	●	3/16	-	0.375	-	2.000	-	0.188	-	BRIGHT
412-187511	●	3/16	-	0.375	-	2.000	-	0.188	-	TiAlN
412-187508	●	3/16	-	0.375	-	2.000	-	0.188	-	TiCN
412-1968	●	-	5.00	-	10.00	-	51.00	-	5.00	BRIGHT
412-2188	●	7/32	-	0.438	-	2.000	-	0.250	-	BRIGHT
412-2362	●	-	6.00	-	12.00	-	51.00	-	6.00	BRIGHT
412-2500	●	1/4	-	0.500	-	2.000	-	0.250	-	BRIGHT
412-250011	●	1/4	-	0.500	-	2.000	-	0.250	-	TiAlN
412-2756	●	-	7.00	-	12.00	-	51.00	-	8.00	BRIGHT
412-3125	●	5/16	-	0.500	-	2.000	-	0.313	-	BRIGHT
412-312511	●	5/16	-	0.500	-	2.000	-	0.313	-	TiAlN
412-3150	●	-	8.00	-	12.00	-	51.00	-	8.00	BRIGHT
412-3543	●	-	9.00	-	14.00	-	51.00	-	10.00	BRIGHT
412-3750	●	3/8	-	0.625	-	2.000	-	0.375	-	BRIGHT
412-375011	●	3/8	-	0.625	-	2.000	-	0.375	-	TiAlN
412-3937	●	-	10.00	-	14.00	-	51.00	-	10.00	BRIGHT
412-4331	●	-	11.00	-	16.00	-	64.00	-	11.00	BRIGHT
412-4375	●	7/16	-	0.625	-	2.500	-	0.438	-	BRIGHT
412-4724	●	-	12.00	-	16.00	-	64.00	-	12.00	BRIGHT
412-5000	●	1/2	-	0.625	-	2.500	-	0.500	-	BRIGHT
412-500011	●	1/2	-	0.625	-	2.500	-	0.500	-	TiAlN
412-500008	●	1/2	-	0.625	-	2.500	-	0.500	-	TiCN
412-6250	●	5/8	-	0.750	-	3.000	-	0.625	-	BRIGHT
412-7500	●	3/4	-	1.000	-	3.000	-	0.750	-	BRIGHT

● Stocked ○ Available Upon Request; MOQ May Apply ▲ Globally Stocked
Note: Other coatings available upon request.



P Steel					M Stainless Steel			K Cast Iron	N Non-Ferrous		S HRSA		H Hardened Steel												
Carbon Steel			Alloy Steel	Die Steel				Cast Iron	Aluminum		Nickel Alloy	Titanium													
Low	Medium	High			300	400	17-4 PH		6061	7075			Casting	Inconel	6Al4V (30 HRC)	~35 HRC	35-45 HRC	45-50 HRC	50-70 HRC						
1010	1035	1065	4140																						
1018	1045		4340																						

○ Good ⊗ Best





List 414

OSG STANDARD CARBIDE SQ

SPEED FEED
1406-1407

CARBIDE

BR

TIAIN



30°




STUB

REG

PACKED

1 PIECE

Cutting Diameter Tolerance	
1/32" ≤ D ≤ 3/4"	+0 / -0.002"
1mm ≤ D ≤ 12mm	+0 / -0.050mm



EDP Number		Diameter		Length of Cut		Overall Length		Shank Diameter		Surface Treatment
		D (Fractional Size)	D (mm)	Lc (Inch)	Lc (mm)	L (Inch)	L (mm)	d (Inch)	d (mm)	
414-0312	●	1/32	-	0.078	-	1.500	-	0.125	-	BRIGHT
414-031211	●	1/32	-	0.078	-	1.500	-	0.125	-	TiAIN
414-0394	●	-	1.00	-	2.00	-	39.00	-	3.00	BRIGHT
414-039411	●	-	1.00	-	2.00	-	39.00	-	3.00	TiAIN
414-0469	●	3/64	-	0.094	-	1.500	-	0.125	-	BRIGHT
414-046911	●	3/64	-	0.094	-	1.500	-	0.125	-	TiAIN
414-0591	●	-	1.50	-	3.00	-	39.00	-	3.00	BRIGHT
414-0625	●	1/16	-	0.125	-	1.500	-	0.125	-	BRIGHT
414-062511	●	1/16	-	0.125	-	1.500	-	0.125	-	TiAIN
414-0781	●	5/64	-	0.156	-	1.500	-	0.125	-	BRIGHT
414-078111	●	5/64	-	0.156	-	1.500	-	0.125	-	TiAIN
414-0787	●	-	2.00	-	4.00	-	39.00	-	3.00	BRIGHT
414-0938	●	3/32	-	0.188	-	1.500	-	0.125	-	BRIGHT
414-093811	●	3/32	-	0.188	-	1.500	-	0.125	-	TiAIN
414-0984	●	-	2.50	-	5.00	-	39.00	-	3.00	BRIGHT
414-1094	●	7/64	-	0.219	-	1.500	-	0.125	-	BRIGHT
414-109411	●	7/64	-	0.219	-	1.500	-	0.125	-	TiAIN
414-1181	●	-	3.00	-	6.00	-	39.00	-	3.00	BRIGHT
414-1250	●	1/8	-	0.250	-	1.500	-	0.125	-	BRIGHT
414-125011	●	1/8	-	0.250	-	1.500	-	0.125	-	TiAIN
414-1378	●	-	3.50	-	7.00	-	51.00	-	4.00	BRIGHT
414-1406	●	9/64	-	0.281	-	2.000	-	0.188	-	BRIGHT
414-140611	●	9/64	-	0.281	-	2.000	-	0.188	-	TiAIN
414-1562	●	5/32	-	0.313	-	2.000	-	0.188	-	BRIGHT
414-156211	●	5/32	-	0.313	-	2.000	-	0.188	-	TiAIN
414-1575	●	-	4.00	-	8.00	-	51.00	-	4.00	BRIGHT
414-1772	●	-	4.50	-	9.00	-	51.00	-	5.00	BRIGHT
414-1875	●	3/16	-	0.375	-	2.000	-	0.188	-	BRIGHT
414-187511	●	3/16	-	0.375	-	2.000	-	0.188	-	TiAIN
414-1968	●	-	5.00	-	10.00	-	51.00	-	5.00	BRIGHT
414-196811	●	-	5.00	-	10.00	-	51.00	-	5.00	TiAIN
414-2188	●	7/32	-	0.438	-	2.000	-	0.250	-	BRIGHT
414-218811	●	7/32	-	0.438	-	2.000	-	0.250	-	TiAIN
414-2362	●	-	6.00	-	12.00	-	51.00	-	6.00	BRIGHT
414-2500	●	1/4	-	0.500	-	2.000	-	0.250	-	BRIGHT
414-250011	●	1/4	-	0.500	-	2.000	-	0.250	-	TiAIN
414-2756	●	-	7.00	-	12.00	-	51.00	-	8.00	BRIGHT
414-3125	●	5/16	-	0.500	-	2.000	-	0.313	-	BRIGHT
414-312511	●	5/16	-	0.500	-	2.000	-	0.313	-	TiAIN
414-3150	●	-	8.00	-	12.00	-	51.00	-	8.00	BRIGHT
414-3543	●	-	9.00	-	14.00	-	51.00	-	10.00	BRIGHT
414-3750	●	3/8	-	0.625	-	2.000	-	0.375	-	BRIGHT
414-375011	●	3/8	-	0.625	-	2.000	-	0.375	-	TiAIN
414-3937	●	-	10.00	-	14.00	-	51.00	-	10.00	BRIGHT
414-4331	●	-	11.00	-	16.00	-	64.00	-	11.00	BRIGHT
414-4375	●	7/16	-	0.625	-	2.500	-	0.438	-	BRIGHT
414-437511	●	7/16	-	0.625	-	2.500	-	0.438	-	TiAIN
414-4724	●	-	12.00	-	16.00	-	64.00	-	12.00	BRIGHT
414-5000	●	1/2	-	0.625	-	2.500	-	0.500	-	BRIGHT
414-500011	●	1/2	-	0.625	-	2.500	-	0.500	-	TiAIN
414-6250	●	5/8	-	0.750	-	3.000	-	0.625	-	BRIGHT

● Stocked ○ Available Upon Request; MOQ May Apply ▲ Globally Stocked
Note: Other coatings available upon request.



ABOUT OSG

DRILLING

THREADING

MILLING

HOLDERS

INDEX





List 414 (Continued)

OSG STANDARD CARBIDE SQ

SPEED FEED 1406-1407	CARBIDE	BR	TiAlN	4 FLUTE	30°			STUB	REG	PACKED 1 PIECE
--------------------------------	----------------	-----------	--------------	----------------	------------	--	--	-------------	------------	--------------------------

EDP Number		Diameter		Length of Cut		Overall Length		Shank Diameter		Surface Treatment
		D (Fractional Size)	D (mm)	Lc (Inch)	Lc (mm)	L (Inch)	L (mm)	d (Inch)	d (mm)	
414-625011	●	5/8	-	0.750	-	3.000	-	0.625	-	TiAlN
414-7500	●	3/4	-	1.000	-	3.000	-	0.750	-	BRIGHT
414-750011	●	3/4	-	1.000	-	3.000	-	0.750	-	TiAlN

● Stocked ○ Available Upon Request; MOQ May Apply ▲ Globally Stocked
Note: Other coatings available upon request.



ABOUT OSG

DRILLING

THREADING

MILLING

HOLDERS

INDEX

P					M			K	N		S		H					
Steel					Stainless Steel			Cast Iron	Non-Ferrous		HRSA		Hardened Steel					
Carbon Steel			Alloy Steel	Die Steel	Aluminum		Nickel Alloy		Titanium	Hardened Steel								
Low	Medium	High			6061	Casting				Inconel	6Al4V (30 HRC)	~35 HRC	35-45 HRC	45-50 HRC	50-70 HRC			
1010	1035	1045	1065	4140	4340	300	400	17-4 PH	6061	7075								
○	○	○	○	○	○	○	○	○	○	○	○	○	○	○	○	○	○	○

○ Good ⊙ Best






List 402

OSG STANDARD CARBIDE SQ

SPEED FEED 1402-1405	CARBIDE	BR	TiAIN	TiCN	2 FLUTE	30°		STUB	REG	LONG	PACKED 1 PIECE
-------------------------	---------	----	-------	------	---------	-----	--	------	-----	------	-------------------

Cutting Diameter Tolerance	
1/32" ≤ D ≤ 1"	+0 / -0.002"
0.5mm ≤ D ≤ 25mm	+0 / -0.050mm



EDP Number		Diameter		Length of Cut		Overall Length		Shank Diameter		Surface Treatment
		D (Fractional Size)	D (mm)	Lc (Inch)	Lc (mm)	L (Inch)	L (mm)	d (Inch)	d (mm)	
402-0197	●	-	0.50	-	1.50	-	39.00	-	3.00	BRIGHT
402-019711	●	-	0.50	-	1.50	-	39.00	-	3.00	TiAIN
402-0312	●	1/32	-	0.125	-	1.500	-	0.125	-	BRIGHT
402-031211	●	1/32	-	0.125	-	1.500	-	0.125	-	TiAIN
402-0394	●	-	1.00	-	3.00	-	39.00	-	3.00	BRIGHT
402-039411	●	-	1.00	-	3.00	-	39.00	-	3.00	TiAIN
402-0469	●	3/64	-	0.141	-	1.500	-	0.125	-	BRIGHT
402-046911	●	3/64	-	0.141	-	1.500	-	0.125	-	TiAIN
402-0591	●	-	1.50	-	5.00	-	39.00	-	3.00	BRIGHT
402-059111	●	-	1.50	-	5.00	-	39.00	-	3.00	TiAIN
402-0625	●	1/16	-	0.188	-	1.500	-	0.125	-	BRIGHT
402-062511	●	1/16	-	0.188	-	1.500	-	0.125	-	TiAIN
402-0781	●	5/64	-	0.250	-	1.500	-	0.125	-	BRIGHT
402-078111	●	5/64	-	0.250	-	1.500	-	0.125	-	TiAIN
402-0787	●	-	2.00	-	7.00	-	39.00	-	3.00	BRIGHT
402-078711	●	-	2.00	-	7.00	-	39.00	-	3.00	TiAIN
402-0938	●	3/32	-	0.313	-	1.500	-	0.125	-	BRIGHT
402-093811	●	3/32	-	0.313	-	1.500	-	0.125	-	TiAIN
402-0939	●	3/32	-	0.375	-	1.500	-	0.125	-	BRIGHT
402-0984	●	-	2.50	-	8.00	-	39.00	-	3.00	BRIGHT
402-098411	●	-	2.50	-	8.00	-	39.00	-	3.00	TiAIN
402-1094	●	7/64	-	0.375	-	1.500	-	0.125	-	BRIGHT
402-109411	●	7/64	-	0.375	-	1.500	-	0.125	-	TiAIN
402-1181	●	-	3.00	-	10.00	-	39.00	-	3.00	BRIGHT
402-118111	●	-	3.00	-	10.00	-	39.00	-	3.00	TiAIN
402-1250	●	1/8	-	0.500	-	1.500	-	0.125	-	BRIGHT
402-125011	●	1/8	-	0.500	-	1.500	-	0.125	-	TiAIN
402-1378	●	-	3.50	-	12.00	-	51.00	-	4.00	BRIGHT
402-137811	●	-	3.50	-	12.00	-	51.00	-	4.00	TiAIN
402-1406	●	9/64	-	0.500	-	2.000	-	0.188	-	BRIGHT
402-140611	●	9/64	-	0.500	-	2.000	-	0.188	-	TiAIN
402-1562	●	5/32	-	0.563	-	2.000	-	0.188	-	BRIGHT
402-156211	●	5/32	-	0.563	-	2.000	-	0.188	-	TiAIN
402-1575	●	-	4.00	-	14.00	-	51.00	-	4.00	BRIGHT
402-157511	●	-	4.00	-	14.00	-	51.00	-	4.00	TiAIN
402-1719	●	11/64	-	0.563	-	2.000	-	0.188	-	BRIGHT
402-171911	●	11/64	-	0.563	-	2.000	-	0.188	-	TiAIN
402-1772	●	-	4.50	-	14.00	-	51.00	-	5.00	BRIGHT
402-177211	●	-	4.50	-	14.00	-	51.00	-	5.00	TiAIN
402-1875	●	3/16	-	0.625	-	2.000	-	0.188	-	BRIGHT
402-187511	●	3/16	-	0.625	-	2.000	-	0.188	-	TiAIN
402-1968	●	-	5.00	-	16.00	-	51.00	-	5.00	BRIGHT
402-196811	●	-	5.00	-	16.00	-	51.00	-	5.00	TiAIN
402-2031	●	13/64	-	0.625	-	2.500	-	0.250	-	BRIGHT
402-203111	●	13/64	-	0.625	-	2.500	-	0.250	-	TiAIN
402-2188	●	7/32	-	0.625	-	2.500	-	0.250	-	BRIGHT
402-218811	●	7/32	-	0.625	-	2.500	-	0.250	-	TiAIN
402-2344	●	15/64	-	0.750	-	2.500	-	0.250	-	BRIGHT
402-234411	●	15/64	-	0.750	-	2.500	-	0.250	-	TiAIN
402-2362	●	-	6.00	-	19.00	-	64.00	-	6.00	BRIGHT
402-236211	●	-	6.00	-	19.00	-	64.00	-	6.00	TiAIN

● Stocked ○ Available Upon Request; MOQ May Apply ▲ Globally Stocked
 Note: Other coatings available upon request.



ABOUT OSG

DRILLING

THREADING

MILLING

HOLDERS

INDEX



List 402 (Continued)

OSG STANDARD CARBIDE SQ

SPEED FEED 1402-1405	CARBIDE	BR	TIAlN	TiCN	2 FLUTE	30°		STUB	REG	LONG	PACKED 1 PIECE
--------------------------------	----------------	-----------	--------------	-------------	----------------	------------	--	-------------	------------	-------------	--------------------------

Cutting Diameter Tolerance	
1/32" ≤ D ≤ 1"	+0 / -0.002"
0.5mm ≤ D ≤ 25mm	+0 / -0.050mm

EDP Number		Diameter		Length of Cut		Overall Length		Shank Diameter		Surface Treatment
		D (Fractional Size)	D (mm)	Lc (Inch)	Lc (mm)	L (Inch)	L (mm)	d (Inch)	d (mm)	
402-2500	●	1/4	-	0.750	-	2.500	-	0.250	-	BRIGHT
402-250011	●	1/4	-	0.750	-	2.500	-	0.250	-	TIAlN
402-2656	●	17/64	-	0.750	-	2.500	-	0.313	-	BRIGHT
402-265611	●	17/64	-	0.750	-	2.500	-	0.313	-	TIAlN
402-2756	●	-	7.00	-	19.00	-	64.00	-	8.00	BRIGHT
402-275611	●	-	7.00	-	19.00	-	64.00	-	8.00	TIAlN
402-2812	●	9/32	-	0.750	-	2.500	-	0.313	-	BRIGHT
402-281211	●	9/32	-	0.750	-	2.500	-	0.313	-	TIAlN
402-2969	●	19/64	-	0.813	-	2.500	-	0.313	-	BRIGHT
402-296911	●	19/64	-	0.813	-	2.500	-	0.313	-	TIAlN
402-3125	●	5/16	-	0.813	-	2.500	-	0.313	-	BRIGHT
402-312511	●	5/16	-	0.813	-	2.500	-	0.313	-	TIAlN
402-3150	●	-	8.00	-	21.00	-	64.00	-	8.00	BRIGHT
402-315011	●	-	8.00	-	21.00	-	64.00	-	8.00	TIAlN
402-3281	●	21/64	-	0.875	-	2.500	-	0.375	-	BRIGHT
402-328111	●	21/64	-	0.875	-	2.500	-	0.375	-	TIAlN
402-3438	●	11/32	-	0.875	-	2.500	-	0.375	-	BRIGHT
402-343811	●	11/32	-	0.875	-	2.500	-	0.375	-	TIAlN
402-3543	●	-	9.00	-	22.00	-	70.00	-	10.00	BRIGHT
402-354311	●	-	9.00	-	22.00	-	70.00	-	10.00	TIAlN
402-3594	●	23/64	-	0.875	-	2.500	-	0.375	-	BRIGHT
402-359411	●	23/64	-	0.875	-	2.500	-	0.375	-	TIAlN
402-3750	●	3/8	-	1.000	-	2.500	-	0.375	-	BRIGHT
402-375011	●	3/8	-	1.000	-	2.500	-	0.375	-	TIAlN
402-375008	●	3/8	-	1.000	-	2.500	-	0.375	-	TiCN
402-3906	●	25/64	-	1.000	-	2.750	-	0.438	-	BRIGHT
402-390611	●	25/64	-	1.000	-	2.750	-	0.438	-	TIAlN
402-3937	●	-	10.00	-	25.00	-	70.00	-	10.00	BRIGHT
402-393711	●	-	10.00	-	25.00	-	70.00	-	10.00	TIAlN
402-4062	●	13/32	-	1.000	-	2.750	-	0.438	-	BRIGHT
402-406211	●	13/32	-	1.000	-	2.750	-	0.438	-	TIAlN
402-4219	●	27/64	-	1.000	-	2.750	-	0.438	-	BRIGHT
402-421911	●	27/64	-	1.000	-	2.750	-	0.438	-	TIAlN
402-4331	●	-	11.00	-	25.00	-	70.00	-	11.00	BRIGHT
402-433111	●	-	11.00	-	25.00	-	70.00	-	11.00	TIAlN
402-4375	●	7/16	-	1.000	-	2.750	-	0.438	-	BRIGHT
402-437511	●	7/16	-	1.000	-	2.750	-	0.438	-	TIAlN
402-4531	●	29/64	-	1.000	-	3.000	-	0.500	-	BRIGHT
402-453111	●	29/64	-	1.000	-	3.000	-	0.500	-	TIAlN
402-4688	●	15/32	-	1.000	-	3.000	-	0.500	-	BRIGHT
402-468811	●	15/32	-	1.000	-	3.000	-	0.500	-	TIAlN
402-4724	●	-	12.00	-	25.00	-	76.00	-	12.00	BRIGHT
402-472411	●	-	12.00	-	25.00	-	76.00	-	12.00	TIAlN
402-4844	●	31/64	-	1.000	-	3.000	-	0.500	-	BRIGHT
402-484411	●	31/64	-	1.000	-	3.000	-	0.500	-	TIAlN
402-5000	●	1/2	-	1.000	-	3.000	-	0.500	-	BRIGHT
402-500011	●	1/2	-	1.000	-	3.000	-	0.500	-	TIAlN
402-5512	●	-	14.00	-	30.00	-	89.00	-	14.00	BRIGHT

● Stocked ○ Available Upon Request; MOQ May Apply ▲ Globally Stocked
Note: Other coatings available upon request.



CONTINUED ➔

P Steel					M Stainless Steel			K Cast Iron	N Non-Ferrous		S HRSA		H Hardened Steel						
Carbon Steel			Alloy Steel	Die Steel					Aluminum		Nickel Alloy	Titanium							
Low	Medium	High			300	400	17-4 PH		6061 7075	Casting			Inconel	6Al4V (30 HRC)	~35 HRC	35-45 HRC	45-50 HRC	50-70 HRC	
1010	1035	1065	4140	4340															
1018	1045																		

○ Good ⊗ Best




ABOUT OSG
DRILLING
THREADING
MILLING
HOLDERS
INDEX



List 402 (Continued)

OSG STANDARD CARBIDE SQ

SPEED FEED 1402-1405	CARBIDE	BR	TiAIN	TiCN				STUB	REG	LONG	PACKED 1 PIECE
--------------------------------	----------------	-----------	--------------	-------------	--	--	--	-------------	------------	-------------	--------------------------



Cutting Diameter Tolerance	
1/32" ≤ D ≤ 1"	+0 / -0.002"
0.5mm ≤ D ≤ 25mm	+0 / -0.050mm

EDP Number		Diameter		Length of Cut		Overall Length		Shank Diameter		Surface Treatment
		D (Fractional Size)	D (mm)	Lc (Inch)	Lc (mm)	L (Inch)	L (mm)	d (Inch)	d (mm)	
402-551211	●	-	14.00	-	30.00	-	89.00	-	14.00	TiAIN
402-5625	●	9/16	-	1.125	-	3.500	-	0.563	-	BRIGHT
402-562511	●	9/16	-	1.125	-	3.500	-	0.563	-	TiAIN
402-562508	●	9/16	-	1.125	-	3.500	-	0.563	-	TiCN
402-6250	●	5/8	-	1.250	-	3.500	-	0.625	-	BRIGHT
402-625011	●	5/8	-	1.250	-	3.500	-	0.625	-	TiAIN
402-6299	●	-	16.00	-	32.00	-	89.00	-	16.00	BRIGHT
402-629911	●	-	16.00	-	32.00	-	89.00	-	16.00	TiAIN
402-6875	●	11/16	-	1.375	-	4.000	-	0.750	-	BRIGHT
402-687511	●	11/16	-	1.375	-	4.000	-	0.750	-	TiAIN
402-7087	●	-	18.00	-	35.00	-	102.00	-	18.00	BRIGHT
402-708711	●	-	18.00	-	35.00	-	102.00	-	18.00	TiAIN
402-7500	●	3/4	-	1.500	-	4.000	-	0.750	-	BRIGHT
402-750011	●	3/4	-	1.500	-	4.000	-	0.750	-	TiAIN
402-7874	●	-	20.00	-	38.00	-	102.00	-	20.00	BRIGHT
402-787411	●	-	20.00	-	38.00	-	102.00	-	20.00	TiAIN
402-8661	●	-	22.00	-	38.00	-	102.00	-	22.00	BRIGHT
402-866111	●	-	22.00	-	38.00	-	102.00	-	22.00	TiAIN
402-8750	●	7/8	-	1.500	-	4.000	-	0.875	-	BRIGHT
402-875011	●	7/8	-	1.500	-	4.000	-	0.875	-	TiAIN
402-9843	●	-	25.00	-	38.00	-	102.00	-	25.00	BRIGHT
402-984311	●	-	25.00	-	38.00	-	102.00	-	25.00	TiAIN
402-1000	●	1	-	1.500	-	4.000	-	1.000	-	BRIGHT
402-100011	●	1	-	1.500	-	4.000	-	1.000	-	TiAIN

● Stocked ○ Available Upon Request; MOQ May Apply ▲ Globally Stocked
 Note: Other coatings available upon request.



P					M			K	N		S		H							
Steel					Stainless Steel			Cast Iron	Non-Ferrous		HRSA		Hardened Steel							
Carbon Steel			Alloy Steel	Die Steel					Aluminum		Nickel Alloy	Titanium								
Low	Medium	High			4140 4340	300	400	17-4 PH	6061 7075	Casting	Inconel	6Al4V (30 HRC)	~35 HRC	35-45 HRC	45-50 HRC	50-70 HRC				
1010 1018	1035 1045	1065	○	○									○	○	○	○	○	○	○	○
○	○	○	○	○	○	○	○	○	○	○	○	○	○	○	○	○	○	○	○	○


○ Good ○ Best



List 403

OSG STANDARD CARBIDE SQ

SPEED FEED 1402-1405	CARBIDE	BR	TiAlN	3 FLUTE	30°		STUB	REG	LONG	PACKED 1 PIECE
--------------------------------	----------------	-----------	--------------	----------------	------------	--	-------------	------------	-------------	--------------------------



Cutting Diameter Tolerance	
1/16" ≤ D ≤ 1"	+0 / -0.002"
1mm ≤ D ≤ 25mm	+0 / -0.050mm

EDP Number		Diameter		Length of Cut		Overall Length		Shank Diameter		Surface Treatment
		D (Fractional Size)	D (mm)	Lc (Inch)	Lc (mm)	L (Inch)	L (mm)	d (Inch)	d (mm)	
403-0394	●	-	1.00	-	3.00	-	39.00	-	3.00	BRIGHT
403-039411	●	-	1.00	-	3.00	-	39.00	-	3.00	TiAlN
403-0591	●	-	1.50	-	5.00	-	39.00	-	3.00	BRIGHT
403-059111	●	-	1.50	-	5.00	-	39.00	-	3.00	TiAlN
403-0625	●	1/16	-	0.188	-	1.500	-	0.125	-	BRIGHT
403-062511	●	1/16	-	0.188	-	1.500	-	0.125	-	TiAlN
403-0781	●	5/64	-	0.250	-	1.500	-	0.125	-	BRIGHT
403-078111	●	5/64	-	0.250	-	1.500	-	0.125	-	TiAlN
403-0787	●	-	2.00	-	7.00	-	39.00	-	3.00	BRIGHT
403-078711	●	-	2.00	-	7.00	-	39.00	-	3.00	TiAlN
403-0938	●	3/32	-	0.313	-	1.500	-	0.125	-	BRIGHT
403-093811	●	3/32	-	0.313	-	1.500	-	0.125	-	TiAlN
403-0939	●	3/32	-	0.375	-	1.500	-	0.125	-	BRIGHT
403-0984	●	-	2.50	-	8.00	-	39.00	-	3.00	BRIGHT
403-098411	●	-	2.50	-	8.00	-	39.00	-	3.00	TiAlN
403-1094	●	7/64	-	0.375	-	1.500	-	0.125	-	BRIGHT
403-109411	●	7/64	-	0.375	-	1.500	-	0.125	-	TiAlN
403-1181	●	-	3.00	-	10.00	-	39.00	-	3.00	BRIGHT
403-118111	●	-	3.00	-	10.00	-	39.00	-	3.00	TiAlN
403-1250	●	1/8	-	0.500	-	1.500	-	0.125	-	BRIGHT
403-125011	●	1/8	-	0.500	-	1.500	-	0.125	-	TiAlN
403-1378	●	-	3.50	-	12.00	-	51.00	-	4.00	BRIGHT
403-137811	●	-	3.50	-	12.00	-	51.00	-	4.00	TiAlN
403-1406	●	9/64	-	0.500	-	2.000	-	0.188	-	BRIGHT
403-140611	●	9/64	-	0.500	-	2.000	-	0.188	-	TiAlN
403-1562	●	5/32	-	0.563	-	2.000	-	0.188	-	BRIGHT
403-156211	●	5/32	-	0.563	-	2.000	-	0.188	-	TiAlN
403-1575	●	-	4.00	-	14.00	-	51.00	-	4.00	BRIGHT
403-157511	●	-	4.00	-	14.00	-	51.00	-	4.00	TiAlN
403-1719	●	11/64	-	0.563	-	2.000	-	0.188	-	BRIGHT
403-171911	●	11/64	-	0.563	-	2.000	-	0.188	-	TiAlN
403-1772	●	-	4.50	-	14.00	-	51.00	-	5.00	BRIGHT
403-177211	●	-	4.50	-	14.00	-	51.00	-	5.00	TiAlN
403-1875	●	3/16	-	0.625	-	2.000	-	0.188	-	BRIGHT
403-187511	●	3/16	-	0.625	-	2.000	-	0.188	-	TiAlN
403-1968	●	-	5.00	-	16.00	-	51.00	-	5.00	BRIGHT
403-196811	●	-	5.00	-	16.00	-	51.00	-	5.00	TiAlN
403-2031	●	13/64	-	0.625	-	2.500	-	0.250	-	BRIGHT
403-203111	●	13/64	-	0.625	-	2.500	-	0.250	-	TiAlN
403-2188	●	7/32	-	0.625	-	2.500	-	0.250	-	BRIGHT
403-218811	●	7/32	-	0.625	-	2.500	-	0.250	-	TiAlN
403-2344	●	15/64	-	0.750	-	2.500	-	0.250	-	BRIGHT

● Stocked ○ Available Upon Request; MOQ May Apply ▲ Globally Stocked
Note: Other coatings available upon request.



CONTINUED ➔

P					M			K	N		S		H					
Steel					Stainless Steel			Cast Iron	Non-Ferrous		HRSA		Hardened Steel					
Carbon Steel			Alloy Steel	Die Steel	Aluminum		Nickel Alloy		Titanium									
Low	Medium	High			6061	Casting				Inconel	6Al4V (30 HRC)	~35 HRC	35-45 HRC	45-50 HRC	50-70 HRC			
1010	1018	1035	1045	1065	4140	4340	17-4 PH	300	400	7075								
○	○	○	○	○	○	○	○	○	○	○	○	○	○	○	○	○	○	○

○ Good ⊙ Best






List 403 (Continued)

OSG STANDARD CARBIDE SQ

SPEED FEED 1402-1405	CARBIDE	BR	TiAIN	3 FLUTE	30°	STUB	REG	LONG	PACKED 1 PIECE
--------------------------------	----------------	-----------	--------------	----------------	------------	-------------	------------	-------------	--------------------------

Cutting Diameter Tolerance	
1/16" ≤ D ≤ 1"	+0 / -0.002"
1mm ≤ D ≤ 25mm	+0 / -0.050mm



EDP Number		Diameter		Length of Cut		Overall Length		Shank Diameter		Surface Treatment
		D (Fractional Size)	D (mm)	Lc (Inch)	Lc (mm)	L (Inch)	L (mm)	d (Inch)	d (mm)	
403-234411	●	15/64	-	0.750	-	2.500	-	0.250	-	TiAIN
403-2362	●	-	6.00	-	19.00	-	64.00	-	6.00	BRIGHT
403-236211	●	-	6.00	-	19.00	-	64.00	-	6.00	TiAIN
403-2500	●	1/4	-	0.750	-	2.500	-	0.250	-	BRIGHT
403-250011	●	1/4	-	0.750	-	2.500	-	0.250	-	TiAIN
403-2656	●	17/64	-	0.750	-	2.500	-	0.313	-	BRIGHT
403-265611	●	17/64	-	0.750	-	2.500	-	0.313	-	TiAIN
403-2756	●	-	7.00	-	19.00	-	64.00	-	8.00	BRIGHT
403-275611	●	-	7.00	-	19.00	-	64.00	-	8.00	TiAIN
403-2812	●	9/32	-	0.750	-	2.500	-	0.313	-	BRIGHT
403-281211	●	9/32	-	0.750	-	2.500	-	0.313	-	TiAIN
403-2969	●	19/64	-	0.813	-	2.500	-	0.313	-	BRIGHT
403-296911	●	19/64	-	0.813	-	2.500	-	0.313	-	TiAIN
403-3125	●	5/16	-	0.813	-	2.500	-	0.313	-	BRIGHT
403-312511	●	5/16	-	0.813	-	2.500	-	0.313	-	TiAIN
403-3150	●	-	8.00	-	21.00	-	64.00	-	8.00	BRIGHT
403-315011	●	-	8.00	-	21.00	-	64.00	-	8.00	TiAIN
403-3543	●	-	9.00	-	22.00	-	70.00	-	10.00	BRIGHT
403-354311	●	-	9.00	-	22.00	-	70.00	-	10.00	TiAIN
403-3750	●	3/8	-	1.000	-	2.500	-	0.375	-	BRIGHT
403-375011	●	3/8	-	1.000	-	2.500	-	0.375	-	TiAIN
403-3937	●	-	10.00	-	25.00	-	70.00	-	10.00	BRIGHT
403-393711	●	-	10.00	-	25.00	-	70.00	-	10.00	TiAIN
403-4331	●	-	11.00	-	25.00	-	70.00	-	11.00	BRIGHT
403-433111	●	-	11.00	-	25.00	-	70.00	-	11.00	TiAIN
403-4375	●	7/16	-	1.000	-	2.750	-	0.438	-	BRIGHT
403-437511	●	7/16	-	1.000	-	2.750	-	0.438	-	TiAIN
403-4724	●	-	12.00	-	25.00	-	76.00	-	12.00	BRIGHT
403-472411	●	-	12.00	-	25.00	-	76.00	-	12.00	TiAIN
403-5000	●	1/2	-	1.000	-	3.000	-	0.500	-	BRIGHT
403-500011	●	1/2	-	1.000	-	3.000	-	0.500	-	TiAIN
403-5512	●	-	14.00	-	30.00	-	89.00	-	14.00	BRIGHT
403-551211	●	-	14.00	-	30.00	-	89.00	-	14.00	TiAIN
403-5625	●	9/16	-	1.125	-	3.500	-	0.563	-	BRIGHT
403-562511	●	9/16	-	1.125	-	3.500	-	0.563	-	TiAIN
403-6250	●	5/8	-	1.250	-	3.500	-	0.625	-	BRIGHT
403-625011	●	5/8	-	1.250	-	3.500	-	0.625	-	TiAIN
403-6299	●	-	16.00	-	32.00	-	89.00	-	16.00	BRIGHT
403-629911	●	-	16.00	-	32.00	-	89.00	-	16.00	TiAIN
403-6875	●	11/16	-	1.375	-	4.000	-	0.750	-	BRIGHT
403-687511	●	11/16	-	1.375	-	4.000	-	0.750	-	TiAIN
403-7087	●	-	18.00	-	35.00	-	102.00	-	18.00	BRIGHT
403-708711	●	-	18.00	-	35.00	-	102.00	-	18.00	TiAIN
403-7500	●	3/4	-	1.500	-	4.000	-	0.750	-	BRIGHT
403-750011	●	3/4	-	1.500	-	4.000	-	0.750	-	TiAIN
403-7874	●	-	20.00	-	38.00	-	102.00	-	20.00	BRIGHT
403-787411	●	-	20.00	-	38.00	-	102.00	-	20.00	TiAIN
403-8661	●	-	22.00	-	38.00	-	102.00	-	22.00	BRIGHT
403-866111	●	-	22.00	-	38.00	-	102.00	-	22.00	TiAIN
403-8750	●	7/8	-	1.500	-	4.000	-	0.875	-	BRIGHT
403-875011	●	7/8	-	1.500	-	4.000	-	0.875	-	TiAIN
403-9843	●	-	25.00	-	38.00	-	102.00	-	25.00	BRIGHT

● Stocked ○ Available Upon Request; MOQ May Apply ▲ Globally Stocked
Note: Other coatings available upon request.



ABOUT OSG

DRILLING

THREADING

MILLING

HOLDERS

INDEX



List 403 (Continued)

OSG STANDARD CARBIDE SQ

SPEED FEED 1402-1405	CARBIDE	BR	TiAlN	3 FLUTE	30°		STUB	REG	LONG	PACKED 1 PIECE
--------------------------------	----------------	-----------	--------------	----------------	------------	--	-------------	------------	-------------	--------------------------

Cutting Diameter Tolerance	
1/16" ≤ D ≤ 1"	+0 / -0.002"
1mm ≤ D ≤ 25mm	+0 / -0.050mm

EDP Number		Diameter		Length of Cut		Overall Length		Shank Diameter		Surface Treatment
		D (Fractional Size)	D (mm)	Lc (Inch)	Lc (mm)	L (Inch)	L (mm)	d (Inch)	d (mm)	
403-984311	●	-	25.00	-	38.00	-	102.00	-	25.00	TiAlN
403-1000	●	1	-	1.500	-	4.000	-	1.000	-	BRIGHT
403-100011	●	1	-	1.500	-	4.000	-	1.000	-	TiAlN

● Stocked ○ Available Upon Request; MOQ May Apply ▲ Globally Stocked
Note: Other coatings available upon request.



ABOUT OSG

DRILLING

THREADING

MILLING

HOLDERS

INDEX

P					M			K	N		S		H						
Steel					Stainless Steel			Cast Iron	Non-Ferrous		HRSA		Hardened Steel						
Carbon Steel			Alloy Steel	Die Steel	Aluminum		Nickel Alloy		Titanium	Hardened Steel									
Low	Medium	High			6061	Casting				Inconel	6Al4V (30 HRC)	~35 HRC	35-45 HRC	45-50 HRC	50-70 HRC				
1010	1035	1045	1065	4140	4340	300	400	17-4 PH	6061	7075									
○	○	○	○	○	○	○	○	○	○	○	○	○	○	○	○	○	○	○	○

○ Good ⊗ Best






List 404

OSG STANDARD CARBIDE SQ

SPEED FEED 1406-1407	CARBIDE	BR	TiAIN	4 FLUTE	30°	STUB	REG	LONG	PACKED 1 PIECE
--------------------------------	----------------	-----------	--------------	----------------	------------	-------------	------------	-------------	--------------------------

Cutting Diameter Tolerance	
1/32" ≤ D ≤ 1"	+0 / -0.002"
1.0mm ≤ D ≤ 25mm	+0 / -0.050mm



ABOUT OSG

DRILLING

THREADING

MILLING

HOLDERS

INDEX

EDP Number		Diameter		Length of Cut		Overall Length		Shank Diameter		Surface Treatment
		D (Fractional Size)	D (mm)	Lc (Inch)	Lc (mm)	L (Inch)	L (mm)	d (Inch)	d (mm)	
404-0312	●	1/32	-	0.125	-	1.500	-	0.125	-	BRIGHT
404-031211	●	1/32	-	0.125	-	1.500	-	0.125	-	TiAIN
404-0394	●	-	1.00	-	3.00	-	39.00	-	3.00	BRIGHT
404-039411	●	-	1.00	-	3.00	-	39.00	-	3.00	TiAIN
404-0469	●	3/64	-	0.141	-	1.500	-	0.125	-	BRIGHT
404-046911	●	3/64	-	0.141	-	1.500	-	0.125	-	TiAIN
404-0591	●	-	1.50	-	5.00	-	39.00	-	3.00	BRIGHT
404-059111	●	-	1.50	-	5.00	-	39.00	-	3.00	TiAIN
404-0625	●	1/16	-	0.188	-	1.500	-	0.125	-	BRIGHT
404-062511	●	1/16	-	0.188	-	1.500	-	0.125	-	TiAIN
404-0781	●	5/64	-	0.250	-	1.500	-	0.125	-	BRIGHT
404-078111	●	5/64	-	0.250	-	1.500	-	0.125	-	TiAIN
404-0787	●	-	2.00	-	7.00	-	39.00	-	3.00	BRIGHT
404-078711	●	-	2.00	-	7.00	-	39.00	-	3.00	TiAIN
404-0938	●	3/32	-	0.313	-	1.500	-	0.125	-	BRIGHT
404-093811	●	3/32	-	0.313	-	1.500	-	0.125	-	TiAIN
404-0939	●	3/32	-	0.375	-	1.500	-	0.125	-	BRIGHT
404-093911	●	3/32	-	0.375	-	1.500	-	0.125	-	TiAIN
404-0984	●	-	2.50	-	8.00	-	39.00	-	3.00	BRIGHT
404-098411	●	-	2.50	-	8.00	-	39.00	-	3.00	TiAIN
404-1094	●	7/64	-	0.375	-	1.500	-	0.125	-	BRIGHT
404-109411	●	7/64	-	0.375	-	1.500	-	0.125	-	TiAIN
404-1181	●	-	3.00	-	10.00	-	39.00	-	3.00	BRIGHT
404-118111	●	-	3.00	-	10.00	-	39.00	-	3.00	TiAIN
404-1250	●	1/8	-	0.500	-	1.500	-	0.125	-	BRIGHT
404-125011	●	1/8	-	0.500	-	1.500	-	0.125	-	TiAIN
404-1378	●	-	3.50	-	12.00	-	51.00	-	4.00	BRIGHT
404-137811	●	-	3.50	-	12.00	-	51.00	-	4.00	TiAIN
404-1406	●	9/64	-	0.500	-	2.000	-	0.188	-	BRIGHT
404-140611	●	9/64	-	0.500	-	2.000	-	0.188	-	TiAIN
404-1562	●	5/32	-	0.563	-	2.000	-	0.188	-	BRIGHT
404-156211	●	5/32	-	0.563	-	2.000	-	0.188	-	TiAIN
404-1575	●	-	4.00	-	14.00	-	51.00	-	4.00	BRIGHT
404-157511	●	-	4.00	-	14.00	-	51.00	-	4.00	TiAIN
404-1719	●	11/64	-	0.563	-	2.000	-	0.188	-	BRIGHT
404-171911	●	11/64	-	0.563	-	2.000	-	0.188	-	TiAIN
404-1772	●	-	4.50	-	14.00	-	51.00	-	5.00	BRIGHT
404-177211	●	-	4.50	-	14.00	-	51.00	-	5.00	TiAIN
404-1875	●	3/16	-	0.625	-	2.000	-	0.188	-	BRIGHT
404-187511	●	3/16	-	0.625	-	2.000	-	0.188	-	TiAIN
404-1968	●	-	5.00	-	16.00	-	51.00	-	5.00	BRIGHT
404-196811	●	-	5.00	-	16.00	-	51.00	-	5.00	TiAIN
404-2031	●	13/64	-	0.625	-	2.500	-	0.250	-	BRIGHT
404-203111	●	13/64	-	0.625	-	2.500	-	0.250	-	TiAIN
404-2188	●	7/32	-	0.625	-	2.500	-	0.250	-	BRIGHT
404-218811	●	7/32	-	0.625	-	2.500	-	0.250	-	TiAIN
404-2344	●	15/64	-	0.750	-	2.500	-	0.250	-	BRIGHT
404-234411	●	15/64	-	0.750	-	2.500	-	0.250	-	TiAIN
404-2362	●	-	6.00	-	19.00	-	64.00	-	6.00	BRIGHT
404-236211	●	-	6.00	-	19.00	-	64.00	-	6.00	TiAIN
404-2500	●	1/4	-	0.750	-	2.500	-	0.250	-	BRIGHT
404-250011	●	1/4	-	0.750	-	2.500	-	0.250	-	TiAIN

● Stocked ○ Available Upon Request; MOQ May Apply ▲ Globally Stocked
 Note: Other coatings available upon request.



List 404 (Continued)

OSG STANDARD CARBIDE SQ

SPEED FEED 1406-1407	CARBIDE	BR	TiAlN	4 FLUTE	30°	STUB	REG	LONG	PACKED 1 PIECE
----------------------------	---------	----	-------	---------	-----	------	-----	------	-------------------

Cutting Diameter Tolerance	
1/32" ≤ D ≤ 1"	+0 / -0.002"
1.0mm ≤ D ≤ 25mm	+0 / -0.050mm

EDP Number		Diameter		Length of Cut		Overall Length		Shank Diameter		Surface Treatment
		D (Fractional Size)	D (mm)	Lc (Inch)	Lc (mm)	L (Inch)	L (mm)	d (Inch)	d (mm)	
404-2656	●	17/64	-	0.750	-	2.500	-	0.313	-	BRIGHT
404-265611	●	17/64	-	0.750	-	2.500	-	0.313	-	TiAlN
404-2756	●	-	7.00	-	19.00	-	64.00	-	8.00	BRIGHT
404-275611	●	-	7.00	-	19.00	-	64.00	-	8.00	TiAlN
404-2812	●	9/32	-	0.750	-	2.500	-	0.313	-	BRIGHT
404-281211	●	9/32	-	0.750	-	2.500	-	0.313	-	TiAlN
404-2969	●	19/64	-	0.813	-	2.500	-	0.313	-	BRIGHT
404-296911	●	19/64	-	0.813	-	2.500	-	0.313	-	TiAlN
404-3125	●	5/16	-	0.813	-	2.500	-	0.313	-	BRIGHT
404-312511	●	5/16	-	0.813	-	2.500	-	0.313	-	TiAlN
404-3150	●	-	8.00	-	21.00	-	64.00	-	8.00	BRIGHT
404-315011	●	-	8.00	-	21.00	-	64.00	-	8.00	TiAlN
404-3281	●	21/64	-	0.875	-	2.500	-	0.375	-	BRIGHT
404-328111	●	21/64	-	0.875	-	2.500	-	0.375	-	TiAlN
404-3438	●	11/32	-	0.875	-	2.500	-	0.375	-	BRIGHT
404-343811	●	11/32	-	0.875	-	2.500	-	0.375	-	TiAlN
404-3543	●	-	9.00	-	22.00	-	70.00	-	10.00	BRIGHT
404-354311	●	-	9.00	-	22.00	-	70.00	-	10.00	TiAlN
404-3594	●	23/64	-	0.875	-	2.500	-	0.375	-	BRIGHT
404-359411	●	23/64	-	0.875	-	2.500	-	0.375	-	TiAlN
404-3750	●	3/8	-	1.000	-	2.500	-	0.375	-	BRIGHT
404-375011	●	3/8	-	1.000	-	2.500	-	0.375	-	TiAlN
404-3906	●	25/64	-	1.000	-	2.750	-	0.438	-	BRIGHT
404-390611	●	25/64	-	1.000	-	2.750	-	0.438	-	TiAlN
404-3937	●	-	10.00	-	25.00	-	70.00	-	10.00	BRIGHT
404-393711	●	-	10.00	-	25.00	-	70.00	-	10.00	TiAlN
404-4062	●	13/32	-	1.000	-	2.750	-	0.438	-	BRIGHT
404-406211	●	13/32	-	1.000	-	2.750	-	0.438	-	TiAlN
404-4219	●	27/64	-	1.000	-	2.750	-	0.438	-	BRIGHT
404-421911	●	27/64	-	1.000	-	2.750	-	0.438	-	TiAlN
404-4331	●	-	11.00	-	25.00	-	70.00	-	11.00	BRIGHT
404-433111	●	-	11.00	-	25.00	-	70.00	-	11.00	TiAlN
404-4375	●	7/16	-	1.000	-	2.750	-	0.438	-	BRIGHT
404-437511	●	7/16	-	1.000	-	2.750	-	0.438	-	TiAlN
404-4531	●	29/64	-	1.000	-	3.000	-	0.500	-	BRIGHT
404-453111	●	29/64	-	1.000	-	3.000	-	0.500	-	TiAlN
404-4688	●	15/32	-	1.000	-	3.000	-	0.500	-	BRIGHT
404-468811	●	15/32	-	1.000	-	3.000	-	0.500	-	TiAlN
404-4724	●	-	12.00	-	25.00	-	76.00	-	12.00	BRIGHT
404-472411	●	-	12.00	-	25.00	-	76.00	-	12.00	TiAlN
404-4844	●	31/64	-	1.000	-	3.000	-	0.500	-	BRIGHT
404-484411	●	31/64	-	1.000	-	3.000	-	0.500	-	TiAlN
404-5000	●	1/2	-	1.000	-	3.000	-	0.500	-	BRIGHT
404-500011	●	1/2	-	1.000	-	3.000	-	0.500	-	TiAlN
404-5512	●	-	14.00	-	30.00	-	89.00	-	14.00	BRIGHT
404-551211	●	-	14.00	-	30.00	-	89.00	-	14.00	TiAlN
404-5625	●	9/16	-	1.125	-	3.500	-	0.563	-	BRIGHT
404-562511	●	9/16	-	1.125	-	3.500	-	0.563	-	TiAlN

● Stocked ○ Available Upon Request; MOQ May Apply ▲ Globally Stocked
 Note: Other coatings available upon request.



CONTINUED ➔

P					M			K	N		S		H			
Steel					Stainless Steel			Cast Iron	Non-Ferrous		HRSA		Hardened Steel			
Carbon Steel			Alloy Steel	Die Steel	Aluminum		Nickel Alloy		Titanium							
Low	Medium	High			6061	Casting				Inconel	6Al4V (30 HRC)	~35 HRC	35-45 HRC	45-50 HRC	50-70 HRC	
1010	1035	1065	4140	4340	300	400	17-4 PH	7075								
○	○	○	○	○	○	○		○	○				○	○	○	

○ Good ⊗ Best






List 404 (Continued)

OSG STANDARD CARBIDE SQ

SPEED FEED 1406-1407	CARBIDE	BR	TiAIN	4 FLUTE	30°		STUB	REG	LONG	PACKED 1 PIECE
--------------------------------	----------------	-----------	--------------	----------------	------------	--	-------------	------------	-------------	--------------------------



Cutting Diameter Tolerance	
1/32" ≤ D ≤ 1"	+0 / -0.002"
1.0mm ≤ D ≤ 25mm	+0 / -0.050mm

EDP Number		Diameter		Length of Cut		Overall Length		Shank Diameter		Surface Treatment
		D (Fractional Size)	D (mm)	Lc (Inch)	Lc (mm)	L (Inch)	L (mm)	d (Inch)	d (mm)	
404-6250	●	5/8	-	1.250	-	3.500	-	0.625	-	BRIGHT
404-625011	●	5/8	-	1.250	-	3.500	-	0.625	-	TiAIN
404-6299	●	-	16.00	-	32.00	-	89.00	-	16.00	BRIGHT
404-629911	●	-	16.00	-	32.00	-	89.00	-	16.00	TiAIN
404-6875	●	11/16	-	1.375	-	4.000	-	0.750	-	BRIGHT
404-687511	●	11/16	-	1.375	-	4.000	-	0.750	-	TiAIN
404-7087	●	-	18.00	-	35.00	-	102.00	-	18.00	BRIGHT
404-708711	●	-	18.00	-	35.00	-	102.00	-	18.00	TiAIN
404-7500	●	3/4	-	1.500	-	4.000	-	0.750	-	BRIGHT
404-750011	●	3/4	-	1.500	-	4.000	-	0.750	-	TiAIN
404-7874	●	-	20.00	-	38.00	-	102.00	-	20.00	BRIGHT
404-787411	●	-	20.00	-	38.00	-	102.00	-	20.00	TiAIN
404-8661	●	-	22.00	-	38.00	-	102.00	-	22.00	BRIGHT
404-866111	●	-	22.00	-	38.00	-	102.00	-	22.00	TiAIN
404-8750	●	7/8	-	1.500	-	4.000	-	0.875	-	BRIGHT
404-875011	●	7/8	-	1.500	-	4.000	-	0.875	-	TiAIN
404-9843	●	-	25.00	-	38.00	-	102.00	-	25.00	BRIGHT
404-984311	●	-	25.00	-	38.00	-	102.00	-	25.00	TiAIN
404-1000	●	1	-	1.500	-	4.000	-	1.000	-	BRIGHT
404-100011	●	1	-	1.500	-	4.000	-	1.000	-	TiAIN

● Stocked ○ Available Upon Request; MOQ May Apply ▲ Globally Stocked
 Note: Other coatings available upon request.



P					M			K	N		S		H			
Steel					Stainless Steel			Cast Iron	Non-Ferrous		HRSA		Hardened Steel			
Carbon Steel			Alloy Steel	Die Steel					Aluminum		Nickel Alloy	Titanium				
Low	Medium	High			300	400	17-4 PH	6061	Casting	Inconel			6Al4V (30 HRC)	~35 HRC	35-45 HRC	45-50 HRC
1010	1035	1045	1065	4140	4340											
○	○	○	○	○	○	○	○	○	○	○			○	○	○	

○ Good ⊗ Best

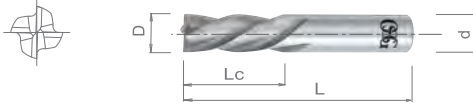


List 447

OSG STANDARD CARBIDE LHS/RHC

SPEED FEED 1406-1407	CARBIDE	BR	TiAIN	4 FLUTE	30°		LH	STUB	REG	LONG	PACKED 1 PIECE
--------------------------------	----------------	-----------	--------------	----------------	------------	--	-----------	-------------	------------	-------------	--------------------------

Cutting Diameter Tolerance	
1/16" ≤ D ≤ 1"	+0 / -0.002"



EDP Number		Diameter	Length of Cut	Overall Length	Shank Diameter	Surface Treatment
		D (Fractional Size)	Lc (Inch)	L (Inch)	d (Inch)	
447-0625	●	1/16	0.188	1.500	0.125	BRIGHT
447-1250	●	1/8	0.500	1.500	0.125	BRIGHT
447-125011	●	1/8	0.500	1.500	0.125	TiAIN
447-1875	●	3/16	0.625	2.000	0.188	BRIGHT
447-187511	●	3/16	0.625	2.000	0.188	TiAIN
447-2500	●	1/4	0.750	2.500	0.250	BRIGHT
447-250011	●	1/4	0.750	2.500	0.250	TiAIN
447-3125	●	5/16	0.813	2.500	0.313	BRIGHT
447-3750	●	3/8	1.000	2.500	0.375	BRIGHT
447-5000	●	1/2	1.000	3.000	0.500	BRIGHT
447-6250	●	5/8	1.250	3.500	0.625	BRIGHT
447-7500	●	3/4	1.500	4.000	0.750	BRIGHT
447-1000	●	1	1.500	4.000	1.000	BRIGHT

● Stocked ○ Available Upon Request; MOQ May Apply ▲ Globally Stocked
Note: Other coatings available upon request.



ABOUT OSG

DRILLING

THREADING

MILLING

HOLDERS

INDEX

P					M			K	N		S		H			
Steel					Stainless Steel			Cast Iron	Non-Ferrous		HRSA		Hardened Steel			
Carbon Steel			Alloy Steel	Die Steel					Aluminum		Nickel Alloy	Titanium				
Low	Medium	High			300	400	17-4 PH	6061	Casting	Inconel			6Al4V (30 HRC)	~35 HRC	35-45 HRC	45-50 HRC
1010	1035	1065	4140	4340			7075									
○	○	○	○	○	○	○	○	○	○	○	○	○	○	○	○	

○ Good ⊗ Best



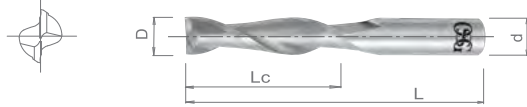


List 462

OSG STANDARD CARBIDE SQ

SPEED FEED 1402-1405	CARBIDE	BR	TiAlN	TiCN	2 FLUTE	30°	REG	LONG	EXTRA LONG	PACKED 1 PIECE
--------------------------------	----------------	-----------	--------------	-------------	----------------	------------	------------	-------------	-------------------	--------------------------

Cutting Diameter Tolerance	
1/8" ≤ D ≤ 1"	+0 / -0.002"
3mm ≤ D ≤ 25mm	+0 / -0.050mm



EDP Number		Diameter		Length of Cut		Overall Length		Shank Diameter		Surface Treatment
		D (Fractional Size)	D (mm)	Lc (Inch)	Lc (mm)	L (Inch)	L (mm)	d (Inch)	d (mm)	
462-1181	●	-	3.00	-	19.00	-	57.00	-	3.00	BRIGHT
462-1250	●	1/8	-	0.750	-	2.250	-	0.125	-	BRIGHT
462-125011	●	1/8	-	0.750	-	2.250	-	0.125	-	TiAlN
462-1575	●	-	4.00	-	19.00	-	57.00	-	4.00	BRIGHT
462-1875	●	3/16	-	0.750	-	2.250	-	0.188	-	BRIGHT
462-1968	●	-	5.00	-	25.00	-	64.00	-	5.00	BRIGHT
462-2362	●	-	6.00	-	28.00	-	76.00	-	6.00	BRIGHT
462-2500	●	1/4	-	1.125	-	3.000	-	0.250	-	BRIGHT
462-250011	●	1/4	-	1.125	-	3.000	-	0.250	-	TiAlN
462-3125	●	5/16	-	1.125	-	3.000	-	0.313	-	BRIGHT
462-312511	●	5/16	-	1.125	-	3.000	-	0.313	-	TiAlN
462-3150	●	-	8.00	-	29.00	-	76.00	-	8.00	BRIGHT
462-3750	●	3/8	-	1.125	-	3.000	-	0.375	-	BRIGHT
462-375011	●	3/8	-	1.125	-	3.000	-	0.375	-	TiAlN
462-375008	●	3/8	-	1.125	-	3.000	-	0.375	-	TiCN
462-3937	●	-	10.00	-	32.00	-	76.00	-	10.00	BRIGHT
462-4375	●	7/16	-	2.000	-	4.000	-	0.438	-	BRIGHT
462-4724	●	-	12.00	-	51.00	-	102.00	-	12.00	BRIGHT
462-5001	●	1/2	-	1.000	-	4.000	-	0.500	-	BRIGHT
462-500108	●	1/2	-	1.000	-	4.000	-	0.500	-	TiCN
462-5000	●	1/2	-	2.000	-	4.000	-	0.500	-	BRIGHT
462-5512	●	-	14.00	-	57.00	-	127.00	-	14.00	BRIGHT
462-6250	●	5/8	-	2.250	-	5.000	-	0.625	-	BRIGHT
462-625008	●	5/8	-	2.250	-	5.000	-	0.625	-	TiCN
462-6299	●	-	16.00	-	57.00	-	127.00	-	16.00	BRIGHT
462-7087	●	-	18.00	-	57.00	-	127.00	-	18.00	BRIGHT
462-7500	●	3/4	-	2.250	-	5.000	-	0.750	-	BRIGHT
462-7874	●	-	20.00	-	57.00	-	127.00	-	20.00	BRIGHT
462-9843	●	-	25.00	-	57.00	-	127.00	-	25.00	BRIGHT
462-1000	●	1	-	2.250	-	5.000	-	1.000	-	BRIGHT

● Stocked ○ Available Upon Request; MOQ May Apply ▲ Globally Stocked
 Note: Other coatings available upon request.



P					M			K	N		S		H			
Steel					Stainless Steel			Cast Iron	Non-Ferrous		HRSA		Hardened Steel			
Carbon Steel			Alloy Steel	Die Steel					Aluminum		Nickel Alloy	Titanium				
Low	Medium	High			4140 4340	300	400	17-4 PH	6061 7075	Casting			Inconel	6Al4V (30 HRC)	~35 HRC	35-45 HRC
1010 1018	1035 1045	1065														
○	○	○	○	○	○	○	○	○	○	○	○	○	○	○	○	

○ Good ⊗ Best




List 464

OSG STANDARD CARBIDE SQ

SPEED FEED 1406-1407	CARBIDE	BR	TiAIN	TiCN	4 FLUTE	30°	REG	LONG	EXTRA LONG	PACKED 1 PIECE
-------------------------	---------	----	-------	------	---------	-----	-----	------	------------	-------------------

Cutting Diameter Tolerance	
1/8" ≤ D ≤ 1"	+0 / -0.002"
3mm ≤ D ≤ 25mm	+0 / -0.050mm



EDP Number		Diameter		Length of Cut		Overall Length		Shank Diameter		Surface Treatment
		D (Fractional Size)	D (mm)	Lc (Inch)	Lc (mm)	L (Inch)	L (mm)	d (Inch)	d (mm)	
464-1181	●	-	3.00	-	19.00	-	57.00	-	3.00	BRIGHT
464-1250	●	1/8	-	0.750	-	2.250	-	0.125	-	BRIGHT
464-125011	●	1/8	-	0.750	-	2.250	-	0.125	-	TiAIN
464-1575	●	-	4.00	-	19.00	-	57.00	-	4.00	BRIGHT
464-1875	●	3/16	-	0.750	-	2.250	-	0.188	-	BRIGHT
464-187511	●	3/16	-	0.750	-	2.250	-	0.188	-	TiAIN
464-1968	●	-	5.00	-	25.00	-	64.00	-	5.00	BRIGHT
464-196811	●	-	5.00	-	25.00	-	64.00	-	5.00	TiAIN
464-2362	●	-	6.00	-	28.00	-	76.00	-	6.00	BRIGHT
464-236211	●	-	6.00	-	28.00	-	76.00	-	6.00	TiAIN
464-2500	●	1/4	-	1.125	-	3.000	-	0.250	-	BRIGHT
464-250011	●	1/4	-	1.125	-	3.000	-	0.250	-	TiAIN
464-3125	●	5/16	-	1.125	-	3.000	-	0.313	-	BRIGHT
464-312511	●	5/16	-	1.125	-	3.000	-	0.313	-	TiAIN
464-3150	●	-	8.00	-	29.00	-	76.00	-	8.00	BRIGHT
464-315011	●	-	8.00	-	29.00	-	76.00	-	8.00	TiAIN
464-3750	●	3/8	-	1.125	-	3.000	-	0.375	-	BRIGHT
464-375011	●	3/8	-	1.125	-	3.000	-	0.375	-	TiAIN
464-3937	●	-	10.00	-	32.00	-	76.00	-	10.00	BRIGHT
464-393711	●	-	10.00	-	32.00	-	76.00	-	10.00	TiAIN
464-4375	●	7/16	-	2.000	-	4.000	-	0.438	-	BRIGHT
464-437511	●	7/16	-	2.000	-	4.000	-	0.438	-	TiAIN
464-437508	●	7/16	-	2.000	-	4.000	-	0.438	-	TiCN
464-4724	●	-	12.00	-	51.00	-	102.00	-	12.00	BRIGHT
464-472411	●	-	12.00	-	51.00	-	102.00	-	12.00	TiAIN
464-5001	●	1/2	-	1.000	-	4.000	-	0.500	-	BRIGHT
464-500108	●	1/2	-	1.000	-	4.000	-	0.500	-	TiCN
464-5000	●	1/2	-	2.000	-	4.000	-	0.500	-	BRIGHT
464-500011	●	1/2	-	2.000	-	4.000	-	0.500	-	TiAIN
464-5512	●	-	14.00	-	57.00	-	127.00	-	14.00	BRIGHT
464-6250	●	5/8	-	2.250	-	5.000	-	0.625	-	BRIGHT
464-625011	●	5/8	-	2.250	-	5.000	-	0.625	-	TiAIN
464-6299	●	-	16.00	-	57.00	-	127.00	-	16.00	BRIGHT
464-7087	●	-	18.00	-	57.00	-	127.00	-	18.00	BRIGHT
464-7500	●	3/4	-	2.250	-	5.000	-	0.750	-	BRIGHT
464-750011	●	3/4	-	2.250	-	5.000	-	0.750	-	TiAIN
464-7874	●	-	20.00	-	57.00	-	127.00	-	20.00	BRIGHT
464-787411	●	-	20.00	-	57.00	-	127.00	-	20.00	TiAIN
464-9843	●	-	25.00	-	57.00	-	127.00	-	25.00	BRIGHT
464-1000	●	1	-	2.250	-	5.000	-	1.000	-	BRIGHT
464-100008	●	1	-	2.250	-	5.000	-	1.000	-	TiCN

● Stocked ○ Available Upon Request; MOQ May Apply ▲ Globally Stocked
 Note: Other coatings available upon request.



P					M			K	N		S		H			
Steel					Stainless Steel			Cast Iron	Non-Ferrous		HRSA		Hardened Steel			
Carbon Steel			Alloy Steel	Die Steel	300	400	17-4 PH		Aluminum		Nickel Alloy	Titanium				
Low	Medium	High							6061	Casting			Inconel	6Al4V (30 HRC)	~35 HRC	35-45 HRC
1010	1035	1065	4140	4340				6061	7075	7075	7075	Casting	Inconel	6Al4V (30 HRC)	~35 HRC	35-45 HRC
○	○	○	○	○	○	○	○	○	○	○	○	○	○	○	○	○

○ Good ⊗ Best






List 482

OSG STANDARD CARBIDE SQ

SPEED FEED 1402-1405	CARBIDE	BR	TiAIN	TiCN	2 FLUTE	30°		REG	LONG	EXTRA LONG	PACKED 1 PIECE
--------------------------------	----------------	-----------	--------------	-------------	----------------	------------	--	------------	-------------	-------------------	--------------------------



Cutting Diameter Tolerance	
1/8" ≤ D ≤ 1"	+0 / -0.002"
3mm ≤ D ≤ 25mm	+0 / -0.050mm

EDP Number		Diameter		Length of Cut		Overall Length		Shank Diameter		Surface Treatment
		D (Fractional Size)	D (mm)	Lc (Inch)	Lc (mm)	L (Inch)	L (mm)	d (Inch)	d (mm)	
482-1181	●	-	3.00	-	25.00	-	76.00	-	3.00	BRIGHT
482-1250	●	1/8	-	1.000	-	3.000	-	0.125	-	BRIGHT
482-125011	●	1/8	-	1.000	-	3.000	-	0.125	-	TiAIN
482-1575	●	-	4.00	-	28.00	-	76.00	-	4.00	BRIGHT
482-1876	●	3/16	-	1.000	-	4.000	-	0.188	-	BRIGHT
482-1875	●	3/16	-	1.125	-	3.000	-	0.188	-	BRIGHT
482-187508	●	3/16	-	1.125	-	3.000	-	0.188	-	TiCN
482-1968	●	-	5.00	-	32.00	-	76.00	-	5.00	BRIGHT
482-2362	●	-	6.00	-	38.00	-	102.00	-	6.00	BRIGHT
482-2501	●	1/4	-	1.000	-	4.000	-	0.250	-	BRIGHT
482-250108	●	1/4	-	1.000	-	4.000	-	0.250	-	TiCN
482-2500	●	1/4	-	1.500	-	4.000	-	0.250	-	BRIGHT
482-2502	●	1/4	-	1.500	-	6.000	-	0.250	-	BRIGHT
482-250011	●	1/4	-	1.500	-	4.000	-	0.250	-	TiAIN
482-250208	●	1/4	-	1.500	-	6.000	-	0.250	-	TiCN
482-3125	●	5/16	-	1.625	-	4.000	-	0.313	-	BRIGHT
482-3150	●	-	8.00	-	42.00	-	102.00	-	8.00	BRIGHT
482-3750	●	3/8	-	1.750	-	4.000	-	0.375	-	BRIGHT
482-3937	●	-	10.00	-	45.00	-	102.00	-	10.00	BRIGHT
482-4375	●	7/16	-	3.000	-	6.000	-	0.438	-	BRIGHT
482-4724	●	-	12.00	-	76.00	-	153.00	-	12.00	BRIGHT
482-5000	●	1/2	-	3.000	-	6.000	-	0.500	-	BRIGHT
482-500011	●	1/2	-	3.000	-	6.000	-	0.500	-	TiAIN
482-500008	●	1/2	-	3.000	-	6.000	-	0.500	-	TiCN
482-5512	●	-	14.00	-	76.00	-	153.00	-	14.00	BRIGHT
482-6250	●	5/8	-	3.000	-	6.000	-	0.625	-	BRIGHT
482-6299	●	-	16.00	-	76.00	-	153.00	-	16.00	BRIGHT
482-7087	●	-	18.00	-	76.00	-	153.00	-	18.00	BRIGHT
482-7500	●	3/4	-	3.000	-	6.000	-	0.750	-	BRIGHT
482-7874	●	-	20.00	-	76.00	-	153.00	-	20.00	BRIGHT
482-9843	●	-	25.00	-	76.00	-	153.00	-	25.00	BRIGHT
482-1000	●	1	-	3.000	-	6.000	-	1.000	-	BRIGHT

● Stocked ○ Available Upon Request; MOQ May Apply ▲ Globally Stocked

Note: Other coatings available upon request.



P					M			K	N		S		H			
Steel					Stainless Steel			Cast Iron	Non-Ferrous		HRSA		Hardened Steel			
Carbon Steel			Alloy Steel	Die Steel	300	400	17-4 PH		Aluminum		Nickel Alloy	Titanium				
Low	Medium	High							6061	Casting			Inconel	6Al4V (30 HRC)	~35 HRC	35-45 HRC
1010	1035	1045	1065	4140				4340	6075	7075						
○	○	○						○	○	○			○			


○ Good ⊙ Best



List 484

OSG STANDARD CARBIDE SQ

SPEED FEED 1406-1407	CARBIDE	BR	TiAIN	TiCN	4 FLUTE	30°	REG	LONG	EXTRA LONG	PACKED 1 PIECE
-------------------------	---------	----	-------	------	---------	-----	-----	------	------------	-------------------



Cutting Diameter Tolerance	
1/8" ≤ D ≤ 1"	+0 / -0.002"
3mm ≤ D ≤ 25mm	+0 / -0.050mm

EDP Number		Diameter		Length of Cut		Overall Length		Shank Diameter		Surface Treatment
		D (Fractional Size)	D (mm)	Lc (Inch)	Lc (mm)	L (Inch)	L (mm)	d (Inch)	d (mm)	
484-1181	●	-	3.00	-	25.00	-	76.00	-	3.00	BRIGHT
484-1250	●	1/8	-	1.000	-	3.000	-	0.125	-	BRIGHT
484-125011	●	1/8	-	1.000	-	3.000	-	0.125	-	TiAIN
484-1575	●	-	4.00	-	28.00	-	76.00	-	4.00	BRIGHT
484-1876	●	3/16	-	1.000	-	4.000	-	0.188	-	BRIGHT
484-187608	●	3/16	-	1.000	-	4.000	-	0.188	-	TiCN
484-1875	●	3/16	-	1.125	-	3.000	-	0.188	-	BRIGHT
484-187511	●	3/16	-	1.125	-	3.000	-	0.188	-	TiAIN
484-1968	●	-	5.00	-	32.00	-	76.00	-	5.00	BRIGHT
484-2362	●	-	6.00	-	38.00	-	102.00	-	6.00	BRIGHT
484-2501	●	1/4	-	1.000	-	4.000	-	0.250	-	BRIGHT
484-250108	●	1/4	-	1.000	-	4.000	-	0.250	-	TiCN
484-2500	●	1/4	-	1.500	-	4.000	-	0.250	-	BRIGHT
484-2502	●	1/4	-	1.500	-	6.000	-	0.250	-	BRIGHT
484-250011	●	1/4	-	1.500	-	4.000	-	0.250	-	TiAIN
484-250208	●	1/4	-	1.500	-	6.000	-	0.250	-	TiCN
484-3126	●	5/16	-	1.000	-	4.000	-	0.313	-	BRIGHT
484-312608	●	5/16	-	1.000	-	4.000	-	0.313	-	TiCN
484-3127	●	5/16	-	1.500	-	6.000	-	0.313	-	BRIGHT
484-312708	●	5/16	-	1.500	-	6.000	-	0.313	-	TiCN
484-3125	●	5/16	-	1.625	-	4.000	-	0.313	-	BRIGHT
484-312511	●	5/16	-	1.625	-	4.000	-	0.313	-	TiAIN
484-3150	●	-	8.00	-	42.00	-	102.00	-	8.00	BRIGHT
484-3751	●	3/8	-	1.000	-	4.000	-	0.375	-	BRIGHT
484-375108	●	3/8	-	1.000	-	4.000	-	0.375	-	TiCN
484-3752	●	3/8	-	1.500	-	6.000	-	0.375	-	BRIGHT
484-375208	●	3/8	-	1.500	-	6.000	-	0.375	-	TiCN
484-3750	●	3/8	-	1.750	-	4.000	-	0.375	-	BRIGHT
484-375011	●	3/8	-	1.750	-	4.000	-	0.375	-	TiAIN
484-3753	●	3/8	-	3.000	-	6.000	-	0.375	-	BRIGHT
484-3937	●	-	10.00	-	45.00	-	102.00	-	10.00	BRIGHT
484-4375	●	7/16	-	3.000	-	6.000	-	0.438	-	BRIGHT
484-4724	●	-	12.00	-	76.00	-	153.00	-	12.00	BRIGHT
484-5001	●	1/2	-	1.500	-	6.000	-	0.500	-	BRIGHT
484-5000	●	1/2	-	3.000	-	6.000	-	0.500	-	BRIGHT
484-500011	●	1/2	-	3.000	-	6.000	-	0.500	-	TiAIN
484-500108	●	1/2	-	3.000	-	6.000	-	0.500	-	TiCN
484-5512	●	-	14.00	-	76.00	-	153.00	-	14.00	BRIGHT
484-6251	●	5/8	-	2.000	-	6.000	-	0.625	-	BRIGHT
484-625108	●	5/8	-	2.000	-	6.000	-	0.625	-	TiCN
484-6250	●	5/8	-	3.000	-	6.000	-	0.625	-	BRIGHT
484-625011	●	5/8	-	3.000	-	6.000	-	0.625	-	TiAIN

● Stocked ○ Available Upon Request; MOQ May Apply ▲ Globally Stocked
 Note: Other coatings available upon request.



CONTINUED ➔

P Steel					M			K	N		S		H			
Carbon Steel			Alloy Steel	Die Steel	Stainless Steel			Cast Iron	Non-Ferrous		HRSA		Hardened Steel			
Low	Medium	High			300	400	17-4 PH		Aluminum	Nickel Alloy	Titanium	~35 HRC	35-45 HRC	45-50 HRC	50-70 HRC	
1010	1035	1065	4140	4340				6061	7075	Casting	Inconel	6Al4V (30 HRC)				
1018	1045															

○ Good ⊗ Best





List 484 (Continued)

OSG STANDARD CARBIDE SQ

SPEED FEED 1406-1407	CARBIDE	BR	TiAlN	TiCN	4 FLUTE	30°	REG	LONG	EXTRA LONG	PACKED 1 PIECE
--------------------------------	----------------	-----------	--------------	-------------	----------------	------------	------------	-------------	-------------------	--------------------------



Cutting Diameter Tolerance	
1/8" ≤ D ≤ 1"	+0 / -0.002"
3mm ≤ D ≤ 25mm	+0 / -0.050mm

EDP Number		Diameter		Length of Cut		Overall Length		Shank Diameter		Surface Treatment
		D (Fractional Size)	D (mm)	Lc (Inch)	Lc (mm)	L (Inch)	L (mm)	d (Inch)	d (mm)	
484-6299	●	-	16.00	-	76.00	-	153.00	-	16.00	BRIGHT
484-7087	●	-	18.00	-	76.00	-	153.00	-	18.00	BRIGHT
484-7501	●	3/4	-	2.000	-	6.000	-	0.750	-	BRIGHT
484-7500	●	3/4	-	3.000	-	6.000	-	0.750	-	BRIGHT
484-750011	●	3/4	-	3.000	-	6.000	-	0.750	-	TiAlN
484-7874	●	-	20.00	-	76.00	-	153.00	-	20.00	BRIGHT
484-9843	●	-	25.00	-	76.00	-	153.00	-	25.00	BRIGHT
484-1000	●	1	-	3.000	-	6.000	-	1.000	-	BRIGHT
484-100011	●	1	-	3.000	-	6.000	-	1.000	-	TiAlN
484-100008	●	1	-	3.000	-	6.000	-	1.000	-	TiCN

● Stocked ○ Available Upon Request; MOQ May Apply ▲ Globally Stocked
 Note: Other coatings available upon request.



P					M			K	N		S		H				
Steel					Stainless Steel			Cast Iron	Non-Ferrous		HRSA		Hardened Steel				
Carbon Steel			Alloy Steel	Die Steel					Aluminum		Nickel Alloy	Titanium					
Low	Medium	High			300	400	17-4 PH	6061 7075	Casting	Inconel			6Al4V (30 HRC)	~35 HRC	35-45 HRC	45-50 HRC	50-70 HRC
1010	1035	1045	1065	4140							4340						
○	○	○	○	○	○	○	○	○	○	○	○	○	○	○	○	○	○

○ Good ⊗ Best






List 415

OSG STANDARD CARBIDE TOUGHY MILLS, Standard Cut

CARBIDE	BR	15°			STUB	REG	LONG	PACKED 1 PIECE
---------	----	-----	--	--	------	-----	------	-------------------



Cutting Diameter Tolerance	
1/8" ≤ D ≤ 1/4"	+0 / -0.003"
5/16" ≤ D ≤ 1/2"	+0 / -0.004"
9/16" ≤ D ≤ 1"	+0 / -0.005"

EDP Number		Diameter	Length of Cut	Overall Length	Shank Diameter
		D (Fractional Size)	Lc (Inch)	L (Inch)	d (Inch)
415-1250	●	1/8	0.500	1.500	0.125
415-1562	●	5/32	0.563	2.000	0.188
415-1875	●	3/16	0.625	2.000	0.188
415-2188	●	7/32	0.625	2.500	0.250
415-2500	●	1/4	0.750	2.500	0.250
415-3125	●	5/16	0.813	2.500	0.313
415-3750	●	3/8	1.000	2.500	0.375
415-4375	●	7/16	1.000	2.750	0.438
415-5000	●	1/2	1.000	3.000	0.500
415-5625	●	9/16	1.125	3.500	0.563
415-6250	●	5/8	1.250	3.500	0.625
415-7500	●	3/4	1.500	4.000	0.750
415-8750	●	7/8	1.500	4.000	0.875
415-1000	●	1	1.500	4.000	1.000

● Stocked ○ Available Upon Request; MOQ May Apply ▲ Globally Stocked
Note: Other coatings available upon request.



ABOUT OSG

DRILLING

THREADING

MILLING

HOLDERS

INDEX

P					M			K	N		S		H			
Steel					Stainless Steel			Cast Iron	Non-Ferrous		HRSA		Hardened Steel			
Carbon Steel			Alloy Steel	Die Steel	300	400	17-4 PH		Aluminum		Nickel Alloy	Titanium	Hardened Steel			
Low	Medium	High							6061	7075			Casting	Inconel	6Al4V (30 HRC)	~35 HRC
1010	1035	1065	4140	4340									○	○	○	
1018	1045												○	○	○	

○ Good ⊗ Best



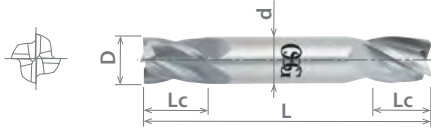


List 424

OSG STANDARD CARBIDE DOUBLE END SQ

SPEED FEED 1406-1407	CARBIDE	BR	TiAIN	4 FLUTE	30°			STUB	REG	PACKED 1 PIECE
-------------------------	---------	----	-------	---------	-----	--	--	------	-----	-------------------

Cutting Diameter Tolerance	
1/32" ≤ D ≤ 1/2"	+0 / -0.002"



EDP Number		Diameter	Length of Cut	Overall Length	Shank Diameter	Surface Treatment
		D (Fractional Size)	Lc (Inch)	L (Inch)	d (Inch)	
424-0312	●	1/32	0.078	1.500	0.125	BRIGHT
424-031211	●	1/32	0.078	1.500	0.125	TiAIN
424-0469	●	3/64	0.094	1.500	0.125	BRIGHT
424-046911	●	3/64	0.094	1.500	0.125	TiAIN
424-0625	●	1/16	0.125	1.500	0.125	BRIGHT
424-062511	●	1/16	0.125	1.500	0.125	TiAIN
424-0781	●	5/64	0.156	1.500	0.125	BRIGHT
424-078111	●	5/64	0.156	1.500	0.125	TiAIN
424-0938	●	3/32	0.188	1.500	0.125	BRIGHT
424-093811	●	3/32	0.188	1.500	0.125	TiAIN
424-1094	●	7/64	0.219	1.500	0.125	BRIGHT
424-109411	●	7/64	0.219	1.500	0.125	TiAIN
424-1250	●	1/8	0.250	1.500	0.125	BRIGHT
424-125011	●	1/8	0.250	1.500	0.125	TiAIN
424-1406	●	9/64	0.281	2.000	0.188	BRIGHT
424-1562	●	5/32	0.313	2.000	0.188	BRIGHT
424-156211	●	5/32	0.313	2.000	0.188	TiAIN
424-1875	●	3/16	0.375	2.000	0.188	BRIGHT
424-187511	●	3/16	0.375	2.000	0.188	TiAIN
424-2188	●	7/32	0.500	2.500	0.250	BRIGHT
424-2500	●	1/4	0.500	2.500	0.250	BRIGHT
424-250011	●	1/4	0.500	2.500	0.250	TiAIN
424-3125	●	5/16	0.500	2.500	0.313	BRIGHT
424-312511	●	5/16	0.500	2.500	0.313	TiAIN
424-3750	●	3/8	0.500	2.500	0.375	BRIGHT
424-375011	●	3/8	0.500	2.500	0.375	TiAIN
424-4375	●	7/16	0.563	2.750	0.438	BRIGHT
424-5000	●	1/2	0.625	3.000	0.500	BRIGHT
424-500011	●	1/2	0.625	3.000	0.500	TiAIN

● Stocked ○ Available Upon Request; MOQ May Apply ▲ Globally Stocked
 Note: Other coatings available upon request.



P					M			K	N		S		H				
Steel					Stainless Steel			Cast Iron	Non-Ferrous		HRSA		Hardened Steel				
Carbon Steel			Alloy Steel	Die Steel					Aluminum		Nickel Alloy	Titanium					
Low	Medium	High							6061	Casting			Inconel	6Al4V (30 HRC)	~35 HRC	35-45 HRC	45-50 HRC
1010	1035	1045	1065	4140	4340	300	400	17-4 PH	6061	7075							
○	○	○	○	○	○	○	○		○	○	○			○	○		

○ Good ⊙ Best



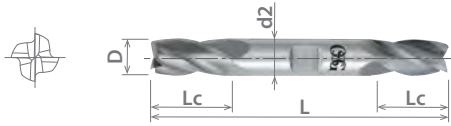


List 444

OSG STANDARD CARBIDE DOUBLE END SQ

SPEED FEED 1406-1407	CARBIDE	BR	TiAIN	4 FLUTE	30°			WELDON FLAT	STUB	REG	PACKED 1 PIECE
-------------------------	---------	----	-------	---------	-----	--	--	-------------	------	-----	-------------------

Cutting Diameter Tolerance	
1/8" ≤ D ≤ 1/2"	+0 / -0.002"



EDP Number	Diameter	Length of Cut	Overall Length	Shank Diameter	Surface Treatment	
						D (Fractional Size)
444-1250	●	1/8	0.375	3.063	0.375	BRIGHT
444-125011	●	1/8	0.375	3.063	0.375	TiAIN
444-1562	●	5/32	0.438	3.125	0.375	BRIGHT
444-1875	●	3/16	0.500	3.250	0.375	BRIGHT
444-187511	●	3/16	0.500	3.250	0.375	TiAIN
444-2188	●	7/32	0.563	3.375	0.375	BRIGHT
444-2500	●	1/4	0.625	3.375	0.375	BRIGHT
444-250011	●	1/4	0.625	3.375	0.375	TiAIN
444-2812	●	9/32	0.688	3.375	0.375	BRIGHT
444-3125	●	5/16	0.750	3.500	0.375	BRIGHT
444-3438	●	11/32	0.750	3.500	0.375	BRIGHT
444-3750	●	3/8	0.750	3.500	0.375	BRIGHT
444-375011	●	3/8	0.750	3.500	0.375	TiAIN
444-4375	●	7/16	0.875	4.000	0.500	BRIGHT
444-5000	●	1/2	1.000	4.000	0.500	BRIGHT

● Stocked ○ Available Upon Request; MOQ May Apply ▲ Globally Stocked



ABOUT OSG

DRILLING

THREADING

MILLING

HOLDERS

INDEX

P					M			K	N		S		H					
Steel					Stainless Steel			Cast Iron	Non-Ferrous		HRSA		Hardened Steel					
Carbon Steel			Alloy Steel	Die Steel	Aluminum		Nickel Alloy		Titanium									
Low	Medium	High			6061	7075				Casting	Inconel	6Al4V (30 HRC)	~35 HRC	35-45 HRC	45-50 HRC	50-70 HRC		
1010	1035	1045	1065	4140	4340	300	400	17-4 PH										
○	○	○	○	○	○	○	○	○	○	○	○	○	○	○	○	○	○	○

○ Good ⊗ Best





EXOMINI VC-10

Powdered Metal High Speed Steel

ABOUT OSG

DRILLING

THREADING

MILLING

HOLDERS


INDEX

List 673

EXOMINI VC-10 TIN-CPM-M-EDL

SPEED FEED 1408-1409	VC10	TiN	2 FLUTE	30°	REG	PACKED 1 PIECE
-------------------------	------	-----	---------	-----	-----	-------------------

Cutting Diameter Tolerance	
1/32" ≤ D ≤ 11/64"	+0 / -0.0011"
D = 3/16"	-0.0004 / -0.0015"



EDP Number		Diameter	Length of Cut	Overall Length	Shank Diameter
		D (Fractional Size)	Lc (Inch)	L (Inch)	d (Inch)
6737005	●	1/32	0.094	1.875	0.188
6737105	●	3/64	0.141	1.875	0.188
6737205	●	1/16	0.188	1.875	0.188
6737305	●	5/64	0.234	1.875	0.188
6737405	●	3/32	0.281	1.875	0.188
6737505	●	7/64	0.328	1.875	0.188
6737605	●	1/8	0.375	1.875	0.188
6737705	●	9/64	0.406	1.875	0.188
6737805	●	5/32	0.438	1.875	0.188
6737905	●	11/64	0.500	1.875	0.188
6738005	●	3/16	0.500	1.875	0.188

● Stocked ○ Available Upon Request; MOQ May Apply ▲ Globally Stocked



P					M			K	N		S		H			
Steel					Stainless Steel			Cast Iron	Non-Ferrous		HRSA		Hardened Steel			
Carbon Steel			Alloy Steel	Die Steel	300	400	17-4 PH		Aluminum		Nickel Alloy	Titanium	Hardened Steel			
Low	Medium	High							6061	Casting			Inconel	6Al4V (30 HRC)	~35 HRC	35-45 HRC
1010	1035	1065	4140	4340				7075								
○	○	○	⊗	⊗	⊗	⊗	⊗	○	○	○	○	○	⊗	○	○	○

○ Good ⊗ Best






List 676

EXOMINI VC-10 TIN-CPM-M-EMS

SPEED FEED 1410-1411	VC10	TiN	4 FLUTE	30°			REG	PACKED 1 PIECE
--------------------------------	-------------	------------	----------------	------------	--	--	------------	--------------------------



Cutting Diameter Tolerance	
1/16" ≤ D ≤ 5/32"	+0 / -0.0011"
D = 3/16"	-0.0004 / -0.0015"

EDP Number		Diameter	Length of Cut	Overall Length	Shank Diameter	Center Cutting
		D (Fractional Size)	Lc (Inch)	L (Inch)	d (Inch)	
6767205	●	1/16	0.094	1.750	0.188	-
6767405	●	3/32	0.141	1.750	0.188	-
6767605	●	1/8	0.188	1.750	0.188	●
6767805	●	5/32	0.234	1.750	0.188	●
6768005	●	3/16	0.281	1.750	0.188	●

● Stocked ○ Available Upon Request; MOQ May Apply ▲ Globally Stocked



ABOUT OSG

DRILLING

THREADING

MILLING

HOLDERS

INDEX

P					M			K	N		S		H			
Steel					Stainless Steel			Cast Iron	Non-Ferrous		HRSA		Hardened Steel			
Carbon Steel			Alloy Steel	Die Steel	300	400	17-4 PH		Aluminum		Nickel Alloy	Titanium				
Low	Medium	High							6061	Casting			Inconel	6Al4V (30 HRC)	~35 HRC	35-45 HRC
1010	1035	1065	4140	4340	300	400	17-4 PH	6061	7075	Casting	Inconel	6Al4V (30 HRC)	~35 HRC	35-45 HRC	45-50 HRC	50-70 HRC
○	○	○	⊙	⊙	⊙	⊙	⊙	○	○	○		○	⊙	○		

○ Good ⊙ Best





EXOMINI VC-10

Powdered Metal High Speed Steel

ABOUT OSG

DRILLING

THREADING

MILLING

HOLDERS


INDEX

List 677

EXOMINI VC-10 TIN-CPM-M-EML

SPEED FEED 1410-1411	VC10	TiN	4 FLUTE	30°			REG	PACKED 1 PIECE
--------------------------------	-------------	------------	----------------	------------	--	--	------------	--------------------------

Cutting Diameter Tolerance	
1/16" ≤ D ≤ 5/32"	+0 / -0.0011"
D = 3/16"	-0.0004 / -0.0015"



EDP Number		Diameter	Length of Cut	Overall Length	Shank Diameter	Center Cutting
		D (Fractional Size)	Lc (Inch)	L (Inch)	d (Inch)	
6777205	●	1/16	0.188	1.875	0.19	-
6777405	●	3/32	0.281	1.875	0.19	-
6777605	●	1/8	0.375	1.875	0.19	●
6777805	●	5/32	0.438	1.875	0.19	●
6778005	●	3/16	0.500	1.875	0.19	●

● Stocked ○ Available Upon Request; MOQ May Apply ▲ Globally Stocked



P					M			K	N		S		H				
Steel					Stainless Steel			Cast Iron	Non-Ferrous		HRSA		Hardened Steel				
Carbon Steel			Alloy Steel	Die Steel					Aluminum		Nickel Alloy	Titanium					
Low	Medium	High			300	400	17-4 PH		6061 7075	Casting			Inconel	6Al4V (30 HRC)	~35 HRC	35-45 HRC	45-50 HRC
○	○	○	○	○	○	○	○	○	○	○	○	○	○	○	○	○	○

○ Good ○ Best






List 620

EXOMILL VC-10 CPM-EDS

SPEED FEED 1408-1409	VC10	BR	2 FLUTE	30°			STUB	REG	WELDON FLAT	PACKED 1 PIECE
--------------------------------	-------------	-----------	----------------	------------	--	--	-------------	------------	--------------------	--------------------------

Cutting Diameter Tolerance	
1/8" ≤ D ≤ 1-1/2"	+0/-0.0011"



EDP Number			Diameter	Length of Cut	Overall Length	Shank Diameter
			D (Fractional Size)	Lc (Inch)	L (Inch)	d (Inch)
6200100	●		1/8	0.375	2.313	0.375
6200200	●		3/16	0.438	2.313	0.375
6200300	●		1/4	0.500	2.313	0.375
6200400	●		5/16	0.563	2.313	0.375
6200500	●		3/8	0.563	2.313	0.375
6201100	●		1/2	1.000	3.000	0.500
6202100	●		5/8	1.313	3.438	0.625
6203100	●		3/4	1.313	3.563	0.750
6205100	●		1	1.625	4.125	1.000
6206100	●		1-1/4	1.625	4.125	1.250
6206200	●		1-1/2	1.625	4.125	1.250

● Stocked ○ Available Upon Request; MOQ May Apply ▲ Globally Stocked
 Note: Other coatings available upon request.



ABOUT OSG

DRILLING

THREADING

MILLING

HOLDERS

INDEX

P					M			K	N		S		H				
Steel					Stainless Steel			Cast Iron	Non-Ferrous		HRSA		Hardened Steel				
Carbon Steel			Alloy Steel	Die Steel					Aluminum		Nickel Alloy	Titanium					
Low	Medium	High			300	400	17-4 PH		6061	7075			Casting	Inconel	6Al4V (30 HRC)	~35 HRC	35-45 HRC
1010	1035	1065	4140	4340	○	○	○	○	○	○	○	○	○	○	○	○	○
1018	1045				○	○	○	○	○	○	○	○	○	○	○	○	○

○ Good ○ Best





EXOMILL VC-10

Powdered Metal High Speed Steel

ABOUT OSG

DRILLING

THREADING

MILLING

HOLDERS


INDEX

List 641

EXOMILL VC-10 CPM-CC-EMS

SPEED FEED 1410-1411	VC10	BR	30°			WELDON FLAT	STUB	REG	PACKED 1 PIECE
--------------------------------	-------------	-----------	------------	--	--	--------------------	-------------	------------	--------------------------

Cutting Diameter Tolerance	
1/8" ≤ D ≤ 2"	+0/-0.0011"



EDP Number		Diameter	Length of Cut	Overall Length	Shank Diameter	Number of Flutes
		D (Fractional Size)	Lc (Inch)	L (Inch)	d (Inch)	
6410100	●	1/8	0.375	2.313	0.375	4
6410200	●	3/16	0.500	2.375	0.375	4
6410300	●	1/4	0.625	2.438	0.375	4
6410400	●	5/16	0.750	2.500	0.375	4
6410500	●	3/8	0.750	2.500	0.375	4
6410600	●	7/16	1.000	2.688	0.375	4
6411100	●	1/2	1.250	3.250	0.500	4
6411500	●	1/2	1.250	3.250	0.500	6
6412100	●	5/8	1.625	3.750	0.625	4
6412500	●	5/8	1.625	3.750	0.625	6
6413100	●	3/4	1.625	3.875	0.750	4
6413500	●	3/4	1.625	3.875	0.750	6
6414100	●	7/8	1.875	4.125	0.875	4
6414500	●	7/8	1.875	4.125	0.875	6
6415100	●	1	2.000	4.500	1.000	4
6415500	●	1	2.000	4.500	1.000	6
6416100	●	1-1/4	2.000	4.500	1.250	6
6416200	●	1-1/2	2.000	4.500	1.250	6
6416400	●	2	2.000	5.750	2.000	6

● Stocked ○ Available Upon Request; MOQ May Apply ▲ Globally Stocked
 Note: Other coatings available upon request.



P					M			K	N		S		H					
Steel					Stainless Steel			Cast Iron	Non-Ferrous		HRSA		Hardened Steel					
Carbon Steel			Alloy Steel	Die Steel					Aluminum		Nickel Alloy	Titanium						
Low	Medium	High			300	400	17-4 PH		6061 7075	Casting			Inconel	6Al4V (30 HRC)	~35 HRC	35-45 HRC	45-50 HRC	50-70 HRC
○	○	○	○	○	○	○	○	○	○	○	○	○	○	○	○	○	○	○

○ Good ○ Best





List 646

EXOMILL VC-10 CPM-CC-EML

SPEED FEED 1410-1411	VC10	BR	30°			WELDON FLAT	REG	LONG	PACKED 1 PIECE
--------------------------------	-------------	-----------	------------	--	--	--------------------	------------	-------------	--------------------------

Cutting Diameter Tolerance	
1/4" ≤ D ≤ 2"	+0/-0.0011"



EDP Number		Diameter	Length of Cut	Overall Length	Shank Diameter	Number of Flutes
		D (Fractional Size)	Lc (Inch)	L (Inch)	d (Inch)	
6460300	●	1/4	1.250	3.063	0.375	4
6460500	●	3/8	1.500	3.250	0.375	4
6461100	●	1/2	2.000	4.000	0.500	4
6461500	●	1/2	2.000	4.000	0.500	6
6462100	●	5/8	2.500	4.625	0.625	4
6462500	●	5/8	2.500	4.625	0.625	6
6463100	●	3/4	3.000	5.250	0.750	4
6463500	●	3/4	3.000	5.250	0.750	6
6464100	●	7/8	3.500	5.750	0.875	4
6464500	●	7/8	3.500	5.750	0.875	6
6465100	●	1	4.000	6.500	1.000	4
6465500	●	1	4.000	6.500	1.000	6
6466100	●	1-1/4	4.000	6.500	1.250	6
6466200	●	1-1/2	4.000	6.500	1.250	6
6466400	●	2	4.000	7.750	2.000	6

● Stocked ○ Available Upon Request; MOQ May Apply ▲ Globally Stocked
Note: Other coatings available upon request.



ABOUT OSG

DRILLING

THREADING

MILLING

HOLDERS

INDEX

P					M			K	N		S		H					
Steel					Stainless Steel			Cast Iron	Non-Ferrous		HRSA		Hardened Steel					
Carbon Steel			Alloy Steel	Die Steel					Aluminum		Nickel Alloy	Titanium						
Low	Medium	High			300	400	17-4 PH		6061 7075	Casting			Inconel	6Al4V (30 HRC)	~35 HRC	35-45 HRC	45-50 HRC	50-70 HRC
1010	1035	1065	4140	4340	○	○	○	○	○	○	○	○	○	○	○	○	○	○
1018	1045	1065	4140	4340	○	○	○	○	○	○	○	○	○	○	○	○	○	○

○ Good ○ Best





EXOMILL VC-10

Powdered Metal High Speed Steel

ABOUT OSG

DRILLING

THREADING

MILLING

HOLDERS


INDEX

List 660

EXOMILL VC-10 CPM-EHS, High Helix

SPEED FEED 1412	VC10	BR	50°			REG	PACKED 1 PIECE
---------------------------	-------------	-----------	------------	--	--	------------	--------------------------

Cutting Diameter Tolerance	
1/4" ≤ D ≤ 1"	+0 / -0.0011"



EDP Number		Diameter	Length of Cut	Overall Length	Shank Diameter	Number of Flutes
		D (Fractional Size)	Lc (Inch)	L (Inch)	d (Inch)	
6600300	●	1/4	0.625	2.438	0.375	3
6600400	●	5/16	0.750	2.500	0.375	3
6600500	●	3/8	0.750	2.500	0.375	3
6600600	●	7/16	1.000	2.688	0.375	3
6601100	●	1/2	1.250	3.250	0.500	3
6602100	●	5/8	1.625	3.750	0.625	3
6603100	●	3/4	1.625	3.875	0.750	3
6604100	●	7/8	1.875	4.125	0.875	4
6605100	●	1	2.000	4.500	1.000	4

● Stocked ○ Available Upon Request; MOQ May Apply ▲ Globally Stocked
 Note: Other coatings available upon request.



P					M			K	N		S		H				
Steel					Stainless Steel			Cast Iron	Non-Ferrous		HRSA		Hardened Steel				
Carbon Steel			Alloy Steel	Die Steel	300	400	17-4 PH		Aluminum		Nickel Alloy	Titanium	Hardened Steel				
Low	Medium	High							6061	Casting			Inconel	6Al4V (30 HRC)	~35 HRC	35-45 HRC	45-50 HRC
1010	1035	1045	1065	4140	4340												
○	○	○	○	○	○	○	○	○	○	○	○	○	○	○	○	○	○

○ Good ○ Best






List 690

EXOTIN EXO-TIN-EX-REE

SPEED FEED 1413	HSSE	TiN	ROUGH	30°			WELDON FLAT	STUB	REG	LONG	PACKED 1 PIECE
---------------------------	-------------	------------	--------------	------------	--	--	--------------------	-------------	------------	-------------	--------------------------



EDP Number		Diameter	Length of Cut	Overall Length	Shank Diameter	Number of Flutes
		D (Fractional Size)	Lc (Inch)	L (Inch)	d (Inch)	
6909105	●	1/4	0.750	2.500	0.375	4
6909405	●	5/16	0.750	2.500	0.375	4
6909705	●	3/8	0.875	2.625	0.375	4
6909805	●	3/8	1.500	3.250	0.375	4
6900105	●	1/2	1.250	3.250	0.500	4
6900305	●	1/2	2.000	4.000	0.500	4
6900505	●	5/8	1.625	3.750	0.625	4
6900705	●	5/8	2.500	4.625	0.625	4
6900905	●	3/4	1.625	3.875	0.625	4
6901305	●	3/4	1.625	3.875	0.750	4
6901505	●	3/4	3.000	5.250	0.750	4
6901705	●	7/8	1.875	4.125	0.750	5
6910105	●	1	2.000	4.250	0.750	5
6910505	●	1	2.000	4.500	1.000	5
6910905	●	1	4.000	6.500	1.000	5
6912105	●	1-1/4	2.000	4.500	1.250	6
6912305	●	1-1/4	3.000	5.500	1.250	6
6912505	●	1-1/4	4.000	6.500	1.250	6
6913305	●	1-1/2	2.000	4.500	1.250	6
6913505	●	1-1/2	3.000	5.500	1.250	6
6920105	●	2	2.000	4.500	1.250	8
6920705	●	2	3.000	6.750	2.000	8
6920505	●	2	4.000	6.500	1.250	8
6920905	●	2	4.000	7.750	2.000	8

● Stocked ○ Available Upon Request; MOQ May Apply ▲ Globally Stocked



P					M			K	N		S		H			
Steel					Stainless Steel			Cast Iron	Non-Ferrous		HRSA		Hardened Steel			
Carbon Steel			Alloy Steel	Die Steel					Aluminum		Nickel Alloy	Titanium				
Low	Medium	High							6061	Casting			Inconel	6Al4V (30 HRC)	~35 HRC	35-45 HRC
1010	1035	1065	4140	4340	300	400	17-4 PH	6061	7075	Casting	Inconel	6Al4V (30 HRC)	~35 HRC	35-45 HRC	45-50 HRC	50-70 HRC
○	○	○	○	○	⊙	⊙	○	○	○	○	○	○	⊙	○	○	○

○ Good ⊙ Best



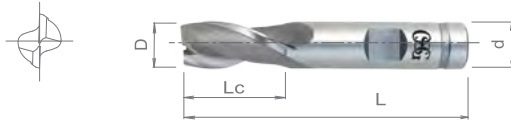


List 573

HY-PRO V EDS

SPEED FEED 1414	HSSE	BR	TiCN	2 FLUTE	30°	WELDON FLAT	STUB	REG	PACKED 1 PIECE
---------------------------	-------------	-----------	-------------	----------------	------------	--------------------	-------------	------------	--------------------------

Cutting Diameter Tolerance	
1/8" ≤ D ≤ 1"	+0 / -0.0011"



EDP Number	Dia. D (Fractional Size)	Length of Cut Lc (Inch)	Overall Length L (Inch)	Shank Dia. d (Inch)	Surface Treatment
5730108	● 1/8	0.375	2.313	0.375	TiCN
5730200	● 5/32	0.438	2.313	0.375	BRIGHT
5730300	● 3/16	0.438	2.313	0.375	BRIGHT
5730308	● 3/16	0.438	2.313	0.375	TiCN
5730400	● 7/32	0.500	2.313	0.375	BRIGHT
5730408	● 7/32	0.500	2.313	0.375	TiCN
5730500	● 1/4	0.500	2.313	0.375	BRIGHT
5730508	● 1/4	0.500	2.313	0.375	TiCN
5730600	● 9/32	0.563	2.313	0.375	BRIGHT
5730608	● 9/32	0.563	2.313	0.375	TiCN
5730700	● 5/16	0.563	2.313	0.375	BRIGHT
5730708	● 5/16	0.563	2.313	0.375	TiCN
5730800	● 11/32	0.563	2.313	0.375	BRIGHT
5730808	● 11/32	0.563	2.313	0.375	TiCN
5730900	● 3/8	0.563	2.313	0.375	BRIGHT
5730908	● 3/8	0.563	2.313	0.375	TiCN
5731000	● 13/32	0.813	2.500	0.375	BRIGHT
5731008	● 13/32	0.813	2.500	0.375	TiCN
5731100	● 7/16	0.813	2.500	0.375	BRIGHT
5731108	● 7/16	0.813	2.500	0.375	TiCN
5731200	● 15/32	0.813	2.500	0.375	BRIGHT
5731208	● 15/32	0.813	2.500	0.375	TiCN
5731400	● 1/2	1.000	3.000	0.500	BRIGHT
5731408	● 1/2	1.000	3.000	0.500	TiCN
5731500	● 17/32	1.125	3.125	0.500	BRIGHT
5731508	● 17/32	1.125	3.125	0.500	TiCN
5731600	● 9/16	1.125	3.125	0.500	BRIGHT
5731608	● 9/16	1.125	3.125	0.500	TiCN
5731700	● 19/32	1.125	3.125	0.500	BRIGHT

EDP Number	Dia. D (Fractional Size)	Length of Cut Lc (Inch)	Overall Length L (Inch)	Shank Dia. d (Inch)	Surface Treatment
5732300	● 5/8	1.313	3.438	0.625	BRIGHT
5732308	● 5/8	1.313	3.438	0.625	TiCN
5731900	● 21/32	1.313	3.313	0.500	BRIGHT
5731908	● 21/32	1.313	3.313	0.500	TiCN
5732000	● 11/16	1.313	3.313	0.500	BRIGHT
5732008	● 11/16	1.313	3.313	0.500	TiCN
5732400	● 11/16	1.313	3.438	0.625	BRIGHT
5732408	● 11/16	1.313	3.438	0.625	TiCN
5732100	● 23/32	1.313	3.313	0.500	BRIGHT
5732108	● 23/32	1.313	3.313	0.500	TiCN
5733200	● 3/4	1.313	3.563	0.750	BRIGHT
5733208	● 3/4	1.313	3.563	0.750	TiCN
5732600	● 25/32	1.500	3.625	0.625	BRIGHT
5732608	● 25/32	1.500	3.625	0.625	TiCN
5732700	● 13/16	1.500	3.625	0.625	BRIGHT
5732708	● 13/16	1.500	3.625	0.625	TiCN
5732800	● 27/32	1.500	3.625	0.625	BRIGHT
5732808	● 27/32	1.500	3.625	0.625	TiCN
5733700	● 7/8	1.500	3.750	0.875	BRIGHT
5733708	● 7/8	1.500	3.750	0.875	TiCN
5733400	● 29/32	1.500	3.750	0.750	BRIGHT
5733408	● 29/32	1.500	3.750	0.750	TiCN
5733000	● 15/16	1.500	3.625	0.625	BRIGHT
5733008	● 15/16	1.500	3.625	0.625	TiCN
5733500	● 31/32	1.500	3.750	0.750	BRIGHT
5733508	● 31/32	1.500	3.750	0.750	TiCN
5733900	● 1	1.625	4.125	1.000	BRIGHT
5733908	● 1	1.625	4.125	1.000	TiCN

● Stocked ○ Available Upon Request; MOQ May Apply
▲ Globally Stocked
Note: Other coatings available upon request.

STE

● Stocked ○ Available Upon Request; MOQ May Apply
▲ Globally Stocked
Note: Other coatings available upon request.

STE

P					M			K	N		S		H				
Steel					Stainless Steel			Cast Iron	Non-Ferrous		HRSA		Hardened Steel				
Carbon Steel			Alloy Steel	Die Steel	300	400	17-4 PH		Aluminum		Nickel Alloy	Titanium					
Low	Medium	High							6061	7075			Casting	Inconel	6Al4V (30 HRC)	~35 HRC	35-45 HRC
1010	1035	1065	4140	4340	○	○		○	○	○	○	○	○	○	○	○	○
1018	1045																

○ Good ○ Best



List 574

HY-PRO V CC-EMS

SPEED FEED 1414-1415	HSSE	BR	TiCN	30°			WELDON FLAT	STUB	REG	PACKED 1 PIECE
--------------------------------	-------------	-----------	-------------	------------	--	--	--------------------	-------------	------------	--------------------------

Cutting Diameter Tolerance	
1/8" ≤ D ≤ 1"	+0/-0.0011"



EDP Number		Diameter	Length of Cut	Overall Length	Shank Diameter	Number of Flutes	Surface Treatment
		D (Fractional Size)	Lc (Inch)	L (Inch)	d (Inch)		
5740100	●	1/8	0.375	2.313	0.375	4	BRIGHT
5740108	●	1/8	0.375	2.313	0.375	4	TiCN
5740200	●	5/32	0.438	2.375	0.375	4	BRIGHT
5740208	●	5/32	0.438	2.375	0.375	4	TiCN
5740300	●	3/16	0.500	2.375	0.375	4	BRIGHT
5740308	●	3/16	0.500	2.375	0.375	4	TiCN
5740400	●	7/32	0.563	2.438	0.375	4	BRIGHT
5740408	●	7/32	0.563	2.438	0.375	4	TiCN
5740500	●	1/4	0.625	2.438	0.375	4	BRIGHT
5740508	●	1/4	0.625	2.438	0.375	4	TiCN
5740600	●	9/32	0.688	2.500	0.375	4	BRIGHT
5740608	●	9/32	0.688	2.500	0.375	4	TiCN
5740700	●	5/16	0.750	2.500	0.375	4	BRIGHT
5740708	●	5/16	0.750	2.500	0.375	4	TiCN
5740800	●	11/32	0.750	2.500	0.375	4	BRIGHT
5740808	●	11/32	0.750	2.500	0.375	4	TiCN
5740900	●	3/8	0.750	2.500	0.375	4	BRIGHT
5740908	●	3/8	0.750	2.500	0.375	4	TiCN
5741000	●	13/32	1.000	2.688	0.375	4	BRIGHT
5741008	●	13/32	1.000	2.688	0.375	4	TiCN
5741100	●	7/16	1.000	2.688	0.375	4	BRIGHT
5741108	●	7/16	1.000	2.688	0.375	4	TiCN
5741200	●	15/32	1.250	3.250	0.500	4	BRIGHT
5741208	●	15/32	1.250	3.250	0.500	4	TiCN
5741400	●	1/2	1.250	3.250	0.500	4	BRIGHT
5741408	●	1/2	1.250	3.250	0.500	4	TiCN
5741500	●	17/32	1.375	3.375	0.500	4	BRIGHT
5741508	●	17/32	1.375	3.375	0.500	4	TiCN
5741600	●	9/16	1.375	3.375	0.500	4	BRIGHT
5741608	●	9/16	1.375	3.375	0.500	4	TiCN
5741700	●	19/32	1.375	3.375	0.500	4	BRIGHT
5741708	●	19/32	1.375	3.375	0.500	4	TiCN
5742300	●	5/8	1.625	3.750	0.625	4	BRIGHT
5742308	●	5/8	1.625	3.750	0.625	4	TiCN
5741900	●	21/32	1.625	3.625	0.500	4	BRIGHT
5741908	●	21/32	1.625	3.625	0.500	4	TiCN
5742000	●	11/16	1.625	3.625	0.500	4	BRIGHT
5742008	●	11/16	1.625	3.625	0.500	4	TiCN
5742400	●	11/16	1.625	3.750	0.625	4	BRIGHT
5742408	●	11/16	1.625	3.750	0.625	4	TiCN
5742100	●	23/32	1.625	3.625	0.500	4	BRIGHT
5742108	●	23/32	1.625	3.625	0.500	4	TiCN

● Stocked ○ Available Upon Request; MOQ May Apply ▲ Globally Stocked
Note: Other coatings available upon request.

STE

CONTINUED

P					M			K	N		S		H				
Steel					Stainless Steel			Cast Iron	Non-Ferrous		HRSA		Hardened Steel				
Carbon Steel			Alloy Steel	Die Steel					Aluminum		Nickel Alloy	Titanium					
Low	Medium	High							6061	Casting			Inconel	6Al4V (30 HRC)	~35 HRC	35-45 HRC	45-50 HRC
1010	1035	1045	1065	4140	4340	300	400	17-4 PH	6061	7075	Casting	Inconel	6Al4V (30 HRC)	~35 HRC	35-45 HRC	45-50 HRC	50-70 HRC
○	○	○	○	○	○	○	○		○	○	○		○	○	○	○	

○ Good ○ Best





List 574 (Continued)

HY-PRO V CC-EMS

SPEED FEED
1414-1415

HSSE

BR

TiCN

30°

WELDON FLAT

STUB

REG

PACKED
1 PIECE

Cutting Diameter Tolerance

1/8" ≤ D ≤ 1"	+0 / -0.0011"
---------------	---------------



EDP Number		Diameter	Length of Cut	Overall Length	Shank Diameter	Number of Flutes	Surface Treatment
		D (Fractional Size)	Lc (Inch)	L (Inch)	d (Inch)		
5743200	●	3/4	1.625	3.875	0.750	4	BRIGHT
5743208	●	3/4	1.625	3.875	0.750	4	TiCN
5742600	●	25/32	1.875	4.000	0.625	6	BRIGHT
5742608	●	25/32	1.875	4.000	0.625	6	TiCN
5742700	●	13/16	1.875	4.000	0.625	6	BRIGHT
5742708	●	13/16	1.875	4.000	0.625	6	TiCN
5742800	●	27/32	1.875	4.000	0.625	6	BRIGHT
5742808	●	27/32	1.875	4.000	0.625	6	TiCN
5743700	●	7/8	1.875	4.125	0.875	6	BRIGHT
5743708	●	7/8	1.875	4.125	0.875	6	TiCN
5743400	●	29/32	1.875	4.125	0.750	4	BRIGHT
5743408	●	29/32	1.875	4.125	0.750	4	TiCN
5743000	●	15/16	1.875	4.000	0.625	4	BRIGHT
5743008	●	15/16	1.875	4.000	0.625	4	TiCN
5743500	●	31/32	1.875	4.125	0.750	4	BRIGHT
5743508	●	31/32	1.875	4.125	0.750	4	TiCN
5743900	●	1	2.000	4.500	1.000	4	BRIGHT
5743908	●	1	2.000	4.500	1.000	4	TiCN

● Stocked ○ Available Upon Request; MOQ May Apply ▲ Globally Stocked
 Note: Other coatings available upon request.

P					M			K	N		S		H				
Steel					Stainless Steel			Cast Iron	Non-Ferrous		HRSA		Hardened Steel				
Carbon Steel			Alloy Steel	Die Steel	300	400	17-4 PH		Aluminum		Nickel Alloy	Titanium	Hardened Steel				
Low	Medium	High							6061	Casting			Inconel	6Al4V (30 HRC)	~35 HRC	35-45 HRC	45-50 HRC
1010	1035	1045	1065	4140				4340	300	400	17-4 PH	6061	7075	Casting	Inconel	6Al4V (30 HRC)	~35 HRC
○	○	○	○	○	○	○		○	○	○		○	○	○			

○ Good ○ Best




List 520

OSG COBALT HSS SQ

SPEED FEED 1408-1409	HSS-Co	BR	TiN	2 FLUTE	30°		WELDON FLAT	STUB	REG	PACKED 1 PIECE
--------------------------------	---------------	-----------	------------	----------------	------------	--	--------------------	-------------	------------	--------------------------

Cutting Diameter Tolerance	
1/8" ≤ D ≤ 2"	+0.003 / -0"



EDP Number	Dia. D (Fractional Size)	Length of Cut Lc (Inch)	Overall Length L (Inch)	Shank Dia. d (Inch)	Surface Treatment
5200105	● 1/8	0.375	2.313	0.375	TiN
5209100	● 5/32	0.438	2.313	0.375	BRIGHT
5200200	● 3/16	0.438	2.313	0.375	BRIGHT
5200205	● 3/16	0.438	2.313	0.375	TiN
5209200	● 7/32	0.500	2.313	0.375	BRIGHT
5200300	● 1/4	0.500	2.313	0.375	BRIGHT
5200305	● 1/4	0.500	2.313	0.375	TiN
5209300	● 9/32	0.563	2.313	0.375	BRIGHT
5200400	● 5/16	0.563	2.313	0.375	BRIGHT
5200405	● 5/16	0.563	2.313	0.375	TiN
5209400	● 11/32	0.563	2.313	0.375	BRIGHT
5200500	● 3/8	0.563	2.313	0.375	BRIGHT
5200505	● 3/8	0.563	2.313	0.375	TiN
5209500	● 13/32	0.813	2.500	0.375	BRIGHT
5200600	● 7/16	0.813	2.500	0.375	BRIGHT
5200605	● 7/16	0.813	2.500	0.375	TiN
5209700	● 15/32	0.813	2.500	0.375	BRIGHT
5200700	● 1/2	0.813	2.500	0.375	BRIGHT
5201105	● 1/2	0.813	2.500	0.375	TiN
5201100	● 1/2	1.000	3.000	0.500	BRIGHT
5201600	● 17/32	1.125	3.125	0.500	BRIGHT
5201200	● 9/16	1.125	3.125	0.500	BRIGHT
5201700	● 19/32	1.125	3.125	0.500	BRIGHT
5201300	● 5/8	1.125	3.125	0.500	BRIGHT
5201305	● 5/8	1.125	3.125	0.500	TiN
5202100	● 5/8	1.313	3.438	0.625	BRIGHT
5202105	● 5/8	1.313	3.438	0.625	TiN
5201800	● 21/32	1.313	3.313	0.500	BRIGHT
5201400	● 11/16	1.313	3.313	0.500	BRIGHT
5202200	● 11/16	1.313	3.438	0.625	BRIGHT
5201900	● 23/32	1.313	3.313	0.500	BRIGHT
5201500	● 3/4	1.313	3.313	0.500	BRIGHT

EDP Number	Dia. D (Fractional Size)	Length of Cut Lc (Inch)	Overall Length L (Inch)	Shank Dia. d (Inch)	Surface Treatment
5202300	● 3/4	1.313	3.438	0.625	BRIGHT
5203100	● 3/4	1.313	3.563	0.750	BRIGHT
5203105	● 3/4	1.313	3.563	0.750	TiN
5202800	● 25/32	1.500	3.625	0.625	BRIGHT
5202400	● 13/16	1.500	3.625	0.625	BRIGHT
5202900	● 27/32	1.500	3.625	0.625	BRIGHT
5202500	● 7/8	1.500	3.625	0.625	BRIGHT
5203200	● 7/8	1.500	3.750	0.750	BRIGHT
5204100	● 7/8	1.500	3.750	0.875	BRIGHT
5203205	● 7/8	1.500	3.750	0.750	TiN
5204105	● 7/8	1.500	3.750	0.875	TiN
5203400	● 29/32	1.500	3.750	0.750	BRIGHT
5202600	● 15/16	1.500	3.625	0.625	BRIGHT
5203500	● 31/32	1.500	3.750	0.750	BRIGHT
5202700	● 1	1.500	3.625	0.625	BRIGHT
5203300	● 1	1.500	3.750	0.750	BRIGHT
5204200	● 1	1.500	3.750	0.875	BRIGHT
5203305	● 1	1.500	3.750	0.750	TiN
5205100	● 1	1.625	4.125	1.000	BRIGHT
5205105	● 1	1.625	4.125	1.000	TiN
5204300	● 1-1/8	1.625	3.875	0.875	BRIGHT
5205200	● 1-1/8	1.625	4.125	1.000	BRIGHT
5204400	● 1-1/4	1.625	3.875	0.875	BRIGHT
5205300	● 1-1/4	1.625	4.125	1.000	BRIGHT
5206100	● 1-1/4	1.625	4.125	1.250	BRIGHT
5205400	● 1-3/8	1.625	4.125	1.000	BRIGHT
5205500	● 1-1/2	1.625	4.125	1.000	BRIGHT
5206200	● 1-1/2	1.625	4.125	1.250	BRIGHT
5206300	● 1-3/4	1.625	4.125	1.250	BRIGHT
5206400	● 2	1.625	4.125	1.250	BRIGHT
5207400	● 2	2.000	5.750	2.000	BRIGHT

● Stocked ○ Available Upon Request; MOQ May Apply

▲ Globally Stocked

Note: Other coatings available upon request.
2" diameter shanks have combination drive.

STE

● Stocked ○ Available Upon Request; MOQ May Apply

▲ Globally Stocked

Note: Other coatings available upon request.
2" diameter shanks have combination drive.

STE

P Steel					M Stainless Steel			K Cast Iron	N Non-Ferrous		S HRSA		H Hardened Steel						
Carbon Steel			Alloy Steel	Die Steel	300	400	17-4 PH		Aluminum		Nickel Alloy	Titanium	Hardened Steel						
Low	Medium	High							6061	Casting			Inconel	6Al4V (30 HRC)	~35 HRC	35-45 HRC	45-50 HRC	50-70 HRC	
1010	1035	1045	1065	4140	4340														
○	○	○	○	○	○	○	○	○	○	○	○	○	○	○	○	○	○	○	○

○ Good ○ Best






List 580

OSG COBALT HSS EDS

SPEED FEED 1416	HSS-Co	BR	2 FLUTE	30°			WELDON FLAT	STUB	REG	LONG	PACKED 1 PIECE
---------------------------	---------------	-----------	----------------	------------	--	--	--------------------	-------------	------------	-------------	--------------------------

Cutting Diameter Tolerance	
3mm ≤ D ≤ 50mm	+0.028 / -0mm



EDP Number			Diameter		Length of Cut		Overall Length		Shank Dia.	
			D (mm)	Lc (mm)	L (mm)	d (mm)				
5800100		●	3.00	9.52	58.70	9.52				
5808100		●	3.50	11.11	58.70	9.52				
5800200		●	4.00	11.11	58.70	9.52				
5808200		●	4.50	11.11	58.70	9.52				
5800300		●	5.00	12.70	58.70	9.52				
5808300		●	5.50	12.70	58.70	9.52				
5800400		●	6.00	12.70	58.70	9.52				
5808400		●	6.50	12.70	58.70	9.52				
5800500		●	7.00	14.28	58.70	9.52				
5808500		●	7.50	14.28	58.70	9.52				
5800600		●	8.00	14.28	58.70	9.52				
5808600		●	8.50	14.28	58.70	9.52				
5800700		●	9.00	14.28	58.70	9.52				
5808700		●	9.50	14.28	58.70	9.52				
5800800		●	10.00	20.63	63.50	9.52				
5808800		●	10.50	20.63	63.50	9.52				
5800900		●	11.00	20.63	63.50	9.52				
5808900		●	11.50	20.63	63.50	9.52				
5801100		●	12.00	25.40	76.20	12.70				
5809100		●	12.50	28.57	79.30	12.70				
5801200		●	13.00	28.57	79.30	12.70				
5809200		●	13.50	28.57	79.30	12.70				
5801300		●	14.00	28.57	79.30	12.70				
5809300		●	14.50	28.57	79.30	12.70				
5801400		●	15.00	28.57	79.30	12.70				
5802100		●	16.00	33.33	87.30	15.87				
5802200		●	17.00	33.33	87.30	15.87				
5802300		●	18.00	33.33	87.30	15.87				
5803100		●	19.00	33.33	90.40	19.05				
5803200		●	20.00	38.10	95.20	19.05				
5803300		●	21.00	38.10	95.20	19.05				
5804100		●	22.00	38.10	95.20	22.22				
5804200		●	23.00	38.10	95.20	22.22				
5805100		●	24.00	41.27	104.70	25.40				
5805200		●	25.00	41.27	104.70	25.40				
5805300		●	28.00	41.27	104.70	25.40				
5806100		●	32.00	41.27	104.70	31.75				
5806200		●	36.00	41.27	104.70	31.75				
5806300		●	40.00	41.27	104.70	31.75				
5806400		●	45.00	41.27	104.70	31.75				
5806500		●	50.00	41.27	104.70	31.75				

● Stocked ○ Available Upon Request; MOQ May Apply ▲ Globally Stocked

Note: Other coatings available upon request. 2" diameter shanks have combination drive.



P					M			K	N		S		H			
Steel					Stainless Steel			Cast Iron	Non-Ferrous		HRSA		Hardened Steel			
Carbon Steel			Alloy Steel	Die Steel	300	400	17-4 PH		Aluminum		Nickel Alloy	Titanium				
Low	Medium	High							6061	Casting			Inconel	6Al4V (30 HRC)	~35 HRC	35-45 HRC
1010	1035	1065	4140	4340				7075								
○	○	○	○	○	○	○	○	○	○	○	○	○	○	○	○	○

○ Good ○ Best




List 525

OSG COBALT HSS EDL

SPEED FEED 1408-1409	HSS-Co	BR	2 FLUTE	30°			WELDON FLAT	STUB	REG	LONG	PACKED 1 PIECE
--------------------------------	---------------	-----------	----------------	------------	--	---	--------------------	-------------	------------	-------------	--------------------------

Cutting Diameter Tolerance	
3/8" ≤ D ≤ 2"	+0.0011 / -0"



EDP Number		Diameter	Length of Cut	Overall Length	Shank Dia.
		D (Fractional Size)	Lc (Inch)	L (Inch)	d (Inch)
5250500	●	3/8	1.500	3.250	0.375
5251100	●	1/2	2.000	4.000	0.500
5252100	●	5/8	2.000	4.125	0.625
5253100	●	3/4	2.250	4.500	0.750
5254100	●	7/8	2.500	4.750	0.875
5255100	●	1	3.000	5.500	1.000
5255200	●	1-1/8	3.000	5.500	1.000
5255300	●	1-1/4	3.000	5.500	1.000
5256100	●	1-1/4	3.000	5.500	1.250
5256200	●	1-1/2	3.000	5.500	1.250
5256300	●	1-3/4	3.000	5.500	1.250
5256400	●	2	3.000	5.500	1.250
5257400	●	2	3.000	6.750	2.000

● Stocked ○ Available Upon Request; MOQ May Apply ▲ Globally Stocked
 Note: Other coatings available upon request. 2" diameter shanks have combination drive.

STE

ABOUT OSG

DRILLING

THREADING

MILLING

HOLDERS

INDEX

P					M			K	N		S		H				
Steel					Stainless Steel			Cast Iron	Non-Ferrous		HRSA		Hardened Steel				
Carbon Steel			Alloy Steel	Die Steel	Aluminum		Nickel Alloy		Titanium	Hardened Steel							
Low	Medium	High			6061	7075				Casting	Inconel	6Al4V (30 HRC)	~35 HRC	35-45 HRC	45-50 HRC	50-70 HRC	
1010	1035	1045	1065	4140	4340	300	400	17-4 PH	6061	7075	Casting	Inconel	6Al4V (30 HRC)	~35 HRC	35-45 HRC	45-50 HRC	50-70 HRC
○	○	○	○	○	○	○	○	○	○	○	○	○	○	○	○	○	○

○ Good ○ Best





List 527

OSG COBALT HSS LS-EDS, Reduced Neck

SPEED FEED
1408-1409

HSS-Co

BR

2 FLUTE

30°

REG


WELDON FLAT

REG

PACKED

1 PIECE

Cutting Diameter Tolerance	
3/8" ≤ D ≤ 1-1/4"	+0.0011 / -0"



EDP Number		Diameter		Length of Cut		Neck Length		Overall Length		Shank Dia.	
		D (Fractional Size)		Lc (Inch)		L1 (Inch)		L (Inch)		d (Inch)	
5270100	●	1/8		0.375		0.813		2.375		0.375	
5270200	●	3/16		0.500		1.125		2.688		0.375	
5270300	●	1/4		0.625		1.500		3.063		0.375	
5270400	●	5/16		0.750		1.750		3.313		0.375	
5270500	●	3/8		0.750		1.750		3.313		0.375	
5271100	●	1/2		1.000		2.250		4.000		0.500	
5272100	●	5/8		1.375		2.750		4.625		0.625	
5273100	●	3/4		1.625		3.375		5.375		0.750	
5274100	●	7/8		2.000		4.000		6.000		0.875	
5275100	●	1		2.500		5.000		7.250		1.000	
5276100	●	1-1/4		3.000		5.000		7.250		1.250	

● Stocked ○ Available Upon Request; MOQ May Apply ▲ Globally Stocked
Note: Other coatings available upon request.

STE

P					M			K	N		S		H				
Steel					Stainless Steel			Cast Iron	Non-Ferrous		HRSA		Hardened Steel				
Carbon Steel			Alloy Steel	Die Steel					Aluminum		Nickel Alloy	Titanium					
Low	Medium	High							6061	Casting			Inconel	6Al4V (30 HRC)	~35 HRC	35-45 HRC	45-50 HRC
1010	1035	1065	4140	4340	300	400	17-4 PH	6061	7075								
○	○	○	○	○	○	○	○	○	○	○	○	○	○	○	○	○	○

○ Good ○ Best

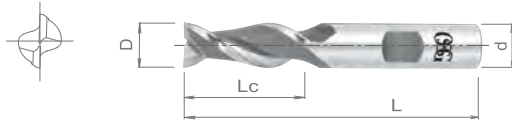


List 530

OSG COBALT HSS AL-EDS, High Helix

SPEED FEED 1408-1409	HSS-Co	BR	2 FLUTE	40°			WELDON FLAT	STUB	REG	PACKED 1 PIECE
--------------------------------	---------------	-----------	----------------	------------	--	--	--------------------	-------------	------------	--------------------------

Cutting Diameter Tolerance	
1/4" ≤ D ≤ 2"	+0.0011 / -0"



EDP Number		Diameter	Length of Cut	Overall Length	Shank Dia.
		D (Fractional Size)	Lc (Inch)	L (Inch)	d (Inch)
5300300	●	1/4	0.625	2.438	0.375
5300400	●	5/16	0.750	2.500	0.375
5300500	●	3/8	0.750	2.500	0.375
5300600	●	7/16	1.000	2.688	0.375
5301100	●	1/2	1.250	3.250	0.500
5302100	●	5/8	1.625	3.750	0.625
5303100	●	3/4	1.625	3.875	0.750
5303200	●	7/8	1.875	4.125	0.750
5304100	●	7/8	1.875	4.125	0.875
5303300	●	1	1.875	4.125	0.750
5305100	●	1	2.000	4.500	1.000
5306100	●	1-1/4	2.000	4.500	1.250
5306200	●	1-1/2	2.000	4.500	1.250
5306300	●	1-3/4	2.000	4.500	1.250
5306400	●	2	2.000	4.500	1.250

● Stocked ○ Available Upon Request; MOQ May Apply ▲ Globally Stocked
 Note: Other coatings available upon request.

STE

ABOUT OSG

DRILLING

THREADING

MILLING

HOLDERS

INDEX

P					M			K	N		S		H				
Steel					Stainless Steel			Cast Iron	Non-Ferrous		HRSA		Hardened Steel				
Carbon Steel			Alloy Steel	Die Steel	Aluminum		Nickel Alloy		Titanium								
Low	Medium	High			6061	7075				Casting	Inconel	6Al4V (30 HRC)	~35 HRC	35-45 HRC	45-50 HRC	50-70 HRC	
1010	1035	1045	1065	4140	4340	300	400	17-4 PH	6061	7075	Casting	Inconel	6Al4V (30 HRC)	~35 HRC	35-45 HRC	45-50 HRC	50-70 HRC
○						○	○		○	○							

○ Good ⊙ Best






List 535

OSG COBALT HSS AL-EDL, High Helix

SPEED FEED 1408-1409	HSS-Co	BR	2 FLUTE	40°		WELDON FLAT	REG	LONG	PACKED 1 PIECE
--------------------------------	---------------	-----------	----------------	------------	--	--------------------	------------	-------------	--------------------------

Cutting Diameter Tolerance	
1/4" ≤ D ≤ 2"	+0.0011 / -0"



EDP Number		Diameter		Length of Cut		Overall Length		Shank Diameter	
		D (Fractional Size)		Lc (Inch)		L (Inch)		d (Inch)	
5350300	●	1/4		1.250		3.063		0.375	
5350400	●	5/16		1.375		3.125		0.375	
5350500	●	3/8		1.500		3.250		0.375	
5351000	●	7/16		1.750		3.750		0.500	
5351100	●	1/2		2.000		4.000		0.500	
5352100	●	5/8		2.500		4.625		0.625	
5353100	●	3/4		3.000		5.250		0.750	
5355100	●	1		4.000		6.500		1.000	
5356100	●	1-1/4		4.000		6.500		1.250	
5356200	●	1-1/2		4.000		6.500		1.250	
5356400	●	2		4.000		6.500		1.250	

● Stocked ○ Available Upon Request; MOQ May Apply ▲ Globally Stocked
 Note: Other coatings available upon request.



P					M			K	N		S		H													
Steel					Stainless Steel			Cast Iron	Non-Ferrous		HRSA		Hardened Steel													
Carbon Steel			Alloy Steel	Die Steel					Aluminum		Nickel Alloy	Titanium														
Low	Medium	High			300	400	17-4 PH		6061	Casting			Inconel	6Al4V (30 HRC)	~35 HRC	35-45 HRC	45-50 HRC	50-70 HRC								
1010	1035	1065	4140	4340																						
1018	1045																									
○																										

○ Good ⊙ Best




List 531

OSG COBALT HSS ETS

SPEED FEED 1417	HSS-Co	BR	3 FLUTE	30°			WELDED FLAT	STUB	REG	PACKED 1 PIECE
---------------------------	---------------	-----------	----------------	------------	--	--	--------------------	-------------	------------	--------------------------

Cutting Diameter Tolerance	
1/8" ≤ D ≤ 2"	+0.0011 / -0"



EDP Number		Diameter	Length of Cut	Overall Length	Shank Diameter
		D (Fractional Size)	Lc (Inch)	L (Inch)	d (Inch)
5310100	●	1/8	0.375	2.313	0.375
5310200	●	3/16	0.500	2.375	0.375
5310300	●	1/4	0.625	2.438	0.375
5310400	●	5/16	0.750	2.500	0.375
5310500	●	3/8	0.750	2.500	0.375
5310600	●	7/16	1.000	2.688	0.375
5310700	●	1/2	1.000	2.688	0.375
5311100	●	1/2	1.250	3.250	0.500
5311200	●	9/16	1.375	3.375	0.500
5311300	●	5/8	1.375	3.375	0.500
5312100	●	5/8	1.625	3.750	0.625
5311500	●	3/4	1.625	3.625	0.500
5312300	●	3/4	1.625	3.750	0.625
5313100	●	3/4	1.625	3.875	0.750
5312500	●	7/8	1.875	4.000	0.625
5313200	●	7/8	1.875	4.125	0.750
5314100	●	7/8	1.875	4.125	0.875
5312700	●	1	1.875	4.000	0.625
5313300	●	1	1.875	4.125	0.750
5314200	●	1	1.875	4.125	0.875
5315100	●	1	2.000	4.500	1.000
5315200	●	1-1/8	2.000	4.500	1.000
5315300	●	1-1/4	2.000	4.500	1.000
5316100	●	1-1/4	2.000	4.500	1.250
5315500	●	1-1/2	2.000	4.500	1.000
5316200	●	1-1/2	2.000	4.500	1.250
5316300	●	1-3/4	2.000	4.500	1.250
5316400	●	2	2.000	4.500	1.250

● Stocked ○ Available Upon Request; MOQ May Apply ▲ Globally Stocked
 Note: Other coatings available upon request.

STE

P					M			K	N		S		H			
Steel					Stainless Steel			Cast Iron	Non-Ferrous		HRSA		Hardened Steel			
Carbon Steel			Alloy Steel	Die Steel	300	400	17-4 PH		Aluminum		Nickel Alloy	Titanium				
Low	Medium	High							6061	Casting			Inconel	6Al4V (30 HRC)	~35 HRC	35-45 HRC
1010	1035	1045	1065	4140	4340			7075								
○	○	○	○	○	○	○	○	○	○	○	○	○	○	○	○	○

○ Good ○ Best






List 581

OSG COBALT HSS CE-EMS

SPEED FEED 1418	HSS-Co	BR	30°			WELDON FLAT	STUB	REG	LONG	PACKED 1 PIECE
---------------------------	---------------	-----------	------------	--	--	--------------------	-------------	------------	-------------	--------------------------

Cutting Diameter Tolerance	
3mm ≤ D ≤ 45mm	+0.028 / -0mm



EDP Number		Diameter	Length of Cut	Overall Length	Shank Diameter	Number of Flutes
		D (mm)	Lc (mm)	L (mm)	d (mm)	
5810100	●	3.00	9.52	58.70	9.52	4
5818100	●	3.50	11.11	60.30	9.52	4
5810200	●	4.00	11.11	60.30	9.52	4
5818200	●	4.50	12.70	60.30	9.52	4
5810300	●	5.00	14.28	61.90	9.52	4
5818300	●	5.50	14.28	61.90	9.52	4
5810400	●	6.00	15.87	61.90	9.52	4
5818400	●	6.50	15.87	61.90	9.52	4
5810500	●	7.00	17.46	63.50	9.52	4
5818500	●	7.50	19.05	63.50	9.52	4
5810600	●	8.00	19.05	63.50	9.52	4
5818600	●	8.50	19.05	63.50	9.52	4
5810700	●	9.00	19.05	63.50	9.52	4
5818700	●	9.50	19.05	63.50	9.52	4
5810800	●	10.00	19.05	63.50	9.52	4
5818800	●	10.50	25.40	68.20	9.52	4
5810900	●	11.00	25.40	68.20	9.52	4
5818900	●	11.50	25.40	68.20	9.52	4
5811100	●	12.00	31.75	82.50	12.70	4
5819100	●	12.50	31.75	82.50	12.70	4
5811200	●	13.00	31.75	82.50	12.70	4
5819200	●	13.50	34.92	85.70	12.70	4
5811300	●	14.00	34.92	85.70	12.70	4
5819300	●	14.50	34.92	85.70	12.70	4
5811400	●	15.00	34.92	85.70	12.70	4
5812100	●	16.00	41.27	95.20	15.87	4
5812200	●	17.00	41.27	95.20	15.87	4
5812300	●	18.00	41.27	95.20	15.87	4
5813100	●	19.00	41.27	98.40	19.05	4
5813200	●	20.00	47.62	104.70	19.05	4
5813300	●	21.00	47.62	104.70	19.05	4
5814100	●	22.00	47.62	104.70	22.22	4
5814200	●	23.00	47.62	104.70	22.22	4
5815100	●	24.00	50.80	114.30	25.40	4
5815200	●	25.00	50.80	114.30	25.40	4
5815300	●	28.00	50.80	114.30	25.40	6
5816100	●	32.00	50.80	114.30	31.75	6
5816200	●	36.00	50.80	114.30	31.75	6
5816300	●	40.00	50.80	114.30	31.75	6
5816400	●	45.00	50.80	114.30	31.75	6

● Stocked ○ Available Upon Request; MOQ May Apply ▲ Globally Stocked
 Note: Other coatings available upon request.

STE

P					M			K	N		S		H						
Steel					Stainless Steel			Cast Iron	Non-Ferrous		HRSA		Hardened Steel						
Carbon Steel			Alloy Steel	Die Steel					Aluminum	Nickel Alloy	Titanium								
Low	Medium	High			300	400	17-4 PH					6061 7075	Casting	Inconel	6Al4V (30 HRC)	~35 HRC	35-45 HRC	45-50 HRC	50-70 HRC
1010	1035	1045	1065	4140	4340														
○	○	○	○	○	○	○	○	○	○	○	○	○	○	○	○	○	○	○	○

○ Good ○ Best

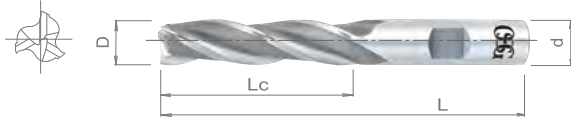


List 536

OSG COBALT HSS ETL

SPEED FEED 1417	HSS-Co	BR	3 FLUTE	30°			WELDON FLAT	REG	LONG	PACKED 1 PIECE
---------------------------	---------------	-----------	----------------	------------	--	--	--------------------	------------	-------------	--------------------------

Cutting Diameter Tolerance	
1/4" ≤ D ≤ 2"	+0.0011 / -0"



EDP Number		Diameter	Length of Cut	Overall Length	Shank Diameter
		D (Fractional Size)	Lc (Inch)	L (Inch)	d (Inch)
5360300	●	1/4	1.250	3.063	0.375
5360400	●	5/16	1.375	3.125	0.375
5360500	●	3/8	1.500	3.250	0.375
5361000	●	7/16	1.750	3.750	0.500
5361100	●	1/2	2.000	4.000	0.500
5362100	●	5/8	2.500	4.625	0.625
5363100	●	3/4	3.000	5.250	0.750
5364100	●	7/8	3.500	5.750	0.875
5365100	●	1	4.000	6.500	1.000
5366100	●	1-1/4	4.000	6.500	1.250
5366200	●	1-1/2	4.000	6.500	1.250
5366400	●	2	4.000	6.500	1.250

● Stocked ○ Available Upon Request; MOQ May Apply ▲ Globally Stocked
 Note: Other coatings available upon request.



ABOUT OSG

DRILLING

THREADING

MILLING

HOLDERS

INDEX

P					M			K	N		S		H			
Steel					Stainless Steel			Cast Iron	Non-Ferrous		HRSA		Hardened Steel			
Carbon Steel			Alloy Steel	Die Steel	300	400	17-4 PH		Aluminum		Nickel Alloy	Titanium				
Low	Medium	High							6061	7075			Casting	Inconel	6Al4V	~35 HRC
1010	1035	1065	4140	4340												
○	○	○	○	○	○	○	○	○	○	○	○	○	○	○	○	○

○ Good ○ Best






List 541

OSG COBALT HSS SQ

SPEED FEED 1410-1411	HSS-Co	BR	TiCN	TiAlN	TiN	30°			WELDON FLAT	STUB	REG	PACKED 1 PIECE
-------------------------	--------	----	------	-------	-----	-----	--	--	-------------	------	-----	-------------------

Cutting Diameter Tolerance	
1/8" ≤ D ≤ 2"	+0.0011 / -0"



EDP Number	Diameter	Length of Cut	Overall Length	Shank Diameter	Number of Flutes	Surface Treatment
5410100	1/8	0.375	2.313	0.375	4	BRIGHT
5410108	1/8	0.375	2.313	0.375	4	TiCN
5410105	1/8	0.375	2.313	0.375	4	TiN
5410200	3/16	0.500	2.375	0.375	4	BRIGHT
5410208	3/16	0.500	2.375	0.375	4	TiCN
5410205	3/16	0.500	2.375	0.375	4	TiN
5417000	1/4	0.250	2.063	0.375	4	BRIGHT
5410300	1/4	0.625	2.438	0.375	4	BRIGHT
5410308	1/4	0.625	2.438	0.375	4	TiCN
5410305	1/4	0.625	2.438	0.375	4	TiN
5410400	5/16	0.750	2.500	0.375	4	BRIGHT
5410408	5/16	0.750	2.500	0.375	4	TiCN
5410405	5/16	0.750	2.500	0.375	4	TiN
5417100	3/8	0.375	2.125	0.375	4	BRIGHT
5417108	3/8	0.375	2.125	0.375	4	TiCN
5410500	3/8	0.750	2.500	0.375	4	BRIGHT
5410508	3/8	0.750	2.500	0.375	4	TiCN
5410505	3/8	0.750	2.500	0.375	4	TiN
5410900	7/16	1.250	3.250	0.500	4	BRIGHT
5411000	1/2	0.500	2.500	0.500	4	BRIGHT
5411008	1/2	0.500	2.500	0.500	4	TiCN
5411100	1/2	1.250	3.250	0.500	4	BRIGHT
5411500	1/2	1.250	3.250	0.500	6	BRIGHT
5411105	1/2	1.250	3.250	0.500	4	TiN
5411700	9/16	1.375	3.375	0.500	4	BRIGHT
5412000	5/8	0.625	2.750	0.625	4	BRIGHT
5412008	5/8	0.625	2.750	0.625	4	TiCN
5412100	5/8	1.625	3.750	0.625	4	BRIGHT
5412500	5/8	1.625	3.750	0.625	6	BRIGHT
5412111	5/8	1.625	3.750	0.625	4	TiAlN
5412108	5/8	1.625	3.750	0.625	4	TiCN
5412508	5/8	1.625	3.750	0.625	6	TiCN
5412105	5/8	1.625	3.750	0.625	4	TiN
5412200	11/16	1.625	3.750	0.625	4	BRIGHT
5412600	11/16	1.625	3.750	0.625	6	BRIGHT
5413000	3/4	0.750	3.000	0.750	4	BRIGHT
5413100	3/4	1.625	3.875	0.750	4	BRIGHT
5413500	3/4	1.625	3.875	0.750	6	BRIGHT
5413108	3/4	1.625	3.875	0.750	4	TiCN
5413105	3/4	1.625	3.875	0.750	4	TiN
5414100	7/8	1.875	4.125	0.875	4	BRIGHT
5414500	7/8	1.875	4.125	0.875	6	BRIGHT
5414108	7/8	1.875	4.125	0.875	4	TiCN
5414105	7/8	1.875	4.125	0.875	4	TiN
5414900	1	1.875	4.125	0.750	4	BRIGHT
5415000	1	1.875	4.125	0.750	6	BRIGHT
5415100	1	2.000	4.500	1.000	4	BRIGHT
5415500	1	2.000	4.500	1.000	6	BRIGHT
5415111	1	2.000	4.500	1.000	4	TiAlN
5415511	1	2.000	4.500	1.000	6	TiAlN
5415108	1	2.000	4.500	1.000	4	TiCN
5415105	1	2.000	4.500	1.000	4	TiN
5415200	1-1/8	2.000	4.500	1.000	4	BRIGHT

● Stocked ○ Available Upon Request; MOQ May Apply ▲ Globally Stocked
 Note: Other coatings available upon request.





List 541 (Continued)

OSG COBALT HSS SQ

SPEED FEED 1410-1411	HSS-Co	BR	TiCN	TiAlN	TiN	30°			WELDON FLAT	STUB	REG	PACKED 1 PIECE
--------------------------------	---------------	-----------	-------------	--------------	------------	------------	--	--	--------------------	-------------	------------	--------------------------

EDP Number	●	Diameter	Length of Cut	Overall Length	Shank Diameter	Number of Flutes	Surface Treatment
		D (Fractional Size)	Lc (Inch)	L (Inch)	d (Inch)		
5415600	●	1-1/8	2.000	4.500	1.000	6	BRIGHT
5416100	●	1-1/4	2.000	4.500	1.250	4	BRIGHT
5416500	●	1-1/4	2.000	4.500	1.250	6	BRIGHT
5416108	●	1-1/4	2.000	4.500	1.250	4	TiCN
5416200	●	1-1/2	2.000	4.500	1.250	4	BRIGHT
5416600	●	1-1/2	2.000	4.500	1.250	6	BRIGHT
5416208	●	1-1/2	2.000	4.500	1.250	4	TiCN
5416400	●	2	2.000	4.500	1.250	6	BRIGHT
5418400	●	2	2.000	5.750	2.000	6	BRIGHT

● Stocked ○ Available Upon Request; MOQ May Apply ▲ Globally Stocked
Note: Other coatings available upon request.

STE

ABOUT OSG

DRILLING

THREADING

MILLING

HOLDERS

INDEX

P					M			K	N		S		H			
Steel					Stainless Steel			Cast Iron	Non-Ferrous		HRSA		Hardened Steel			
Carbon Steel			Alloy Steel	Die Steel	300	400	17-4 PH		Aluminum		Nickel Alloy	Titanium				
Low	Medium	High							6061	Casting			Inconel	6Al4V (30 HRC)	~35 HRC	35-45 HRC
1010	1035	1045	4140	4340	7075											
○	○	○	○	○	○	○	○	○	○	○	○	○	○	○	○	

○ Good ○ Best





Single End

Cobalt High Speed Steel

ABOUT OSG

DRILLING

THREADING

MILLING

HOLDERS


INDEX

List 548

OSG COBALT HSS CC-EMN

SPEED FEED 1410-1411	HSS-Co	BR	TiCN	4 FLUTE	30°	REG	LONG	PACKED 1 PIECE
--------------------------------	---------------	-----------	-------------	----------------	------------	------------	-------------	--------------------------

Cutting Diameter Tolerance	
5/8" ≤ D ≤ 1-1/2"	+0.0011 / -0"



EDP Number		Diameter	Length of Cut	Overall Length	Shank Diameter	Surface Treatment
		D (Fractional Size)	Lc (Inch)	L (Inch)	d (Inch)	
5483100	●	5/8	2.000	4.125	0.625	BRIGHT
5484100	●	3/4	2.250	4.500	0.750	BRIGHT
5484108	●	3/4	2.250	4.500	0.750	TiCN
5485100	●	1	3.000	5.500	1.000	BRIGHT
5485108	●	1	3.000	5.500	1.000	TiCN
5485208	●	1	3.000	5.500	1.000	TiCN
5486100	●	1-1/4	3.000	5.500	1.250	BRIGHT
5486108	●	1-1/4	3.000	5.500	1.250	TiCN
5486200	●	1-1/2	3.000	5.500	1.250	BRIGHT
5486208	●	1-1/2	3.000	5.500	1.250	TiCN

● Stocked ○ Available Upon Request; MOQ May Apply ▲ Globally Stocked
 Note: Other coatings available upon request.



P					M			K	N		S		H				
Steel					Stainless Steel			Cast Iron	Non-Ferrous		HRSA		Hardened Steel				
Carbon Steel			Alloy Steel	Die Steel					Aluminum		Nickel Alloy	Titanium					
Low	Medium	High			300	400	17-4 PH		6061 7075	Casting			Inconel	6Al4V (30 HRC)	~35 HRC	35-45 HRC	45-50 HRC
1010	1035	1065	4140	4340	○	○	○	○	○	○	○	○	○	○	○	○	○
1018	1045	1065	4140	4340	○	○	○	○	○	○	○	○	○	○	○	○	○

○ Good ⊙ Best




List 546

OSG COBALT HSS CC-EML

SPEED FEED 1410-1411	HSS-Co	BR	TiCN	30°			WELDON FLAT	REG	LONG	PACKED 1 PIECE
--------------------------------	---------------	-----------	-------------	------------	--	--	--------------------	------------	-------------	--------------------------

Cutting Diameter Tolerance	
1/4" ≤ D ≤ 2"	+0.0011 / -0"



EDP Number	Diameter	Length of Cut	Overall Length	Shank Diameter	Number of Flutes	Surface Treatment
5460300	1/4	1.250	3.063	0.375	4	BRIGHT
5460308	1/4	1.250	3.063	0.375	4	TiCN
5460400	5/16	1.375	3.125	0.375	4	BRIGHT
5460408	5/16	1.375	3.125	0.375	4	TiCN
5460500	3/8	1.500	3.250	0.375	4	BRIGHT
5460508	3/8	1.500	3.250	0.375	4	TiCN
5461100	1/2	2.000	4.000	0.500	4	BRIGHT
5461500	1/2	2.000	4.000	0.500	6	BRIGHT
5461108	1/2	2.000	4.000	0.500	4	TiCN
5462100	5/8	2.500	4.625	0.625	4	BRIGHT
5462500	5/8	2.500	4.625	0.625	6	BRIGHT
5462108	5/8	2.500	4.625	0.625	4	TiCN
5463100	3/4	3.000	5.250	0.750	4	BRIGHT
5463500	3/4	3.000	5.250	0.750	6	BRIGHT
5463108	3/4	3.000	5.250	0.750	4	TiCN
5464100	7/8	3.500	5.750	0.875	4	BRIGHT
5464500	7/8	3.500	5.750	0.875	6	BRIGHT
5464108	7/8	3.500	5.750	0.875	4	TiCN
5465100	1	4.000	6.500	1.000	4	BRIGHT
5465500	1	4.000	6.500	1.000	6	BRIGHT
5465108	1	4.000	6.500	1.000	4	TiCN
5466100	1-1/4	4.000	6.500	1.250	4	BRIGHT
5466500	1-1/4	4.000	6.500	1.250	6	BRIGHT
5466600	1-1/2	4.000	6.500	1.250	6	BRIGHT
5466400	2	4.000	6.500	1.250	6	BRIGHT
5468400	2	4.000	7.750	2.000	6	BRIGHT
5469400	2	6.000	9.750	2.000	6	BRIGHT

● Stocked ○ Available Upon Request; MOQ May Apply ▲ Globally Stocked
 Note: Other coatings available upon request.

STE

P					M			K	N		S		H			
Steel					Stainless Steel			Cast Iron	Non-Ferrous		HRSA		Hardened Steel			
Carbon Steel			Alloy Steel	Die Steel	300	400	17-4 PH		Aluminum		Nickel Alloy	Titanium	Hardened Steel			
Low	Medium	High							6061	Casting			Inconel	6Al4V (30 HRC)	~35 HRC	35-45 HRC
1010	1035	1065	4140	4340	300	400	17-4 PH	6061	7075	Casting	Inconel	6Al4V (30 HRC)	~35 HRC	35-45 HRC	45-50 HRC	50-70 HRC
○	○	○	○	○	○	○	○	○	○	○	○	○	○	○	○	○

○ Good ○ Best





List 558

OSG COBALT HSS CC-EXML

SPEED
FEED
1410-1411

HSS-Co

BR

TiCN

30°

WELDON
FLAT


LONG

EXTRA
LONGPACKED
1 PIECE

Cutting Diameter Tolerance

1/4" ≤ D ≤ 2"

+0.0011 / -0"



EDP Number		Diameter	Length of Cut	Overall Length	Shank Diameter	Number of Flutes	Surface Treatment
		D (Fractional Size)	Lc (Inch)	L (Inch)	d (Inch)		
5580300	●	1/4	1.750	3.563	0.375	4	BRIGHT
5580400	●	5/16	2.000	3.750	0.375	4	BRIGHT
5580500	●	3/8	2.500	4.250	0.375	4	BRIGHT
5581100	●	1/2	3.000	5.000	0.500	4	BRIGHT
5581500	●	1/2	3.000	5.000	0.500	6	BRIGHT
5581108	●	1/2	3.000	5.000	0.500	4	TiCN
5582100	●	5/8	4.000	6.125	0.625	4	BRIGHT
5582500	●	5/8	4.000	6.125	0.625	6	BRIGHT
5582108	●	5/8	4.000	6.125	0.625	4	TiCN
5583100	●	3/4	4.000	6.250	0.750	4	BRIGHT
5583500	●	3/4	4.000	6.250	0.750	6	BRIGHT
5583108	●	3/4	4.000	6.250	0.750	4	TiCN
5584100	●	7/8	5.000	7.250	0.875	4	BRIGHT
5584500	●	7/8	5.000	7.250	0.875	6	BRIGHT
5584108	●	7/8	5.000	7.250	0.875	4	TiCN
5585100	●	1	6.000	8.500	1.000	4	BRIGHT
5585500	●	1	6.000	8.500	1.000	6	BRIGHT
5585108	●	1	6.000	8.500	1.000	4	TiCN
5585508	●	1	6.000	8.500	1.000	6	TiCN
5586100	●	1-1/4	6.000	8.500	1.250	4	BRIGHT
5586500	●	1-1/4	6.000	8.500	1.250	6	BRIGHT
5586600	●	1-1/2	8.000	10.500	1.250	6	BRIGHT
5588400	●	2	8.000	11.750	2.000	6	BRIGHT

● Stocked ○ Available Upon Request; MOQ May Apply ▲ Globally Stocked
 Note: Other coatings available upon request.

STE

P					M			K	N		S		H			
Steel					Stainless Steel			Cast Iron	Non-Ferrous		HRSA		Hardened Steel			
Carbon Steel			Alloy Steel	Die Steel					Aluminum	Nickel Alloy	Titanium					
Low	Medium	High														
1010 1018	1035 1045	1065	4140 4340		300	400	17-4 PH	6061 7075	Casting	Inconel	6Al4V (30 HRC)	~35 HRC	35-45 HRC	45-50 HRC	50-70 HRC	
○	○	○	○	○	○	○	○	○	○	○	○	○	○	○	○	○

○ Good ○ Best




List 540

OSG COBALT HSS SQ

SPEED FEED 1410-1411	HSS-Co	BR	TiN	30°		WELDON FLAT	STUB	REG	PACKED 1 PIECE
--------------------------------	---------------	-----------	------------	------------	---	--------------------	-------------	------------	--------------------------

Cutting Diameter Tolerance	
1/8" ≤ D ≤ 2"	+0.003 / -0"



EDP Number	●	Diameter	Length of Cut	Overall Length	Shank Diameter	Number of Flutes	Surface Treatment
		D (Fractional Size)	Lc (Inch)	L (Inch)	d (Inch)		
5400100	●	1/8	0.375	2.313	0.375	4	BRIGHT
5400105	●	1/8	0.375	2.313	0.375	4	TiN
5409100	●	5/32	0.438	2.375	0.375	4	BRIGHT
5400200	●	3/16	0.500	2.375	0.375	4	BRIGHT
5400205	●	3/16	0.500	2.375	0.375	4	TiN
5409200	●	7/32	0.563	2.438	0.375	4	BRIGHT
5400300	●	1/4	0.625	2.438	0.375	4	BRIGHT
5400305	●	1/4	0.625	2.438	0.375	4	TiN
5409300	●	9/32	0.688	2.500	0.375	4	BRIGHT
5400400	●	5/16	0.750	2.500	0.375	4	BRIGHT
5400405	●	5/16	0.750	2.500	0.375	4	TiN
5409400	●	11/32	0.750	2.500	0.375	4	BRIGHT
5400500	●	3/8	0.750	2.500	0.375	4	BRIGHT
5400505	●	3/8	0.750	2.500	0.375	4	TiN
5409500	●	13/32	1.000	2.688	0.375	4	BRIGHT
5400600	●	7/16	1.000	2.688	0.375	4	BRIGHT
5400605	●	7/16	1.000	2.688	0.375	4	TiN
5409700	●	15/32	1.250	3.250	0.500	4	BRIGHT
5400700	●	1/2	1.000	2.688	0.375	4	BRIGHT
5401100	●	1/2	1.250	3.250	0.500	4	BRIGHT
5401105	●	1/2	1.250	3.250	0.500	4	TiN
5401600	●	17/32	1.375	3.375	0.500	4	BRIGHT
5401200	●	9/16	1.375	3.375	0.500	4	BRIGHT
5401700	●	19/32	1.375	3.375	0.500	4	BRIGHT
5401300	●	5/8	1.375	3.375	0.500	4	BRIGHT
5401305	●	5/8	1.375	3.375	0.500	4	TiN
5402100	●	5/8	1.625	3.750	0.625	4	BRIGHT
5401800	●	21/32	1.625	3.625	0.500	4	BRIGHT
5401400	●	11/16	1.625	3.625	0.500	4	BRIGHT
5402200	●	11/16	1.625	3.750	0.625	4	BRIGHT
5401900	●	23/32	1.625	3.625	0.500	4	BRIGHT
5401500	●	3/4	1.625	3.625	0.500	4	BRIGHT
5401505	●	3/4	1.625	3.625	0.500	4	TiN
5402300	●	3/4	1.625	3.750	0.625	4	BRIGHT
5403100	●	3/4	1.625	3.875	0.750	4	BRIGHT
5403105	●	3/4	1.625	3.875	0.750	4	TiN
5402800	●	25/32	1.875	4.000	0.625	4	BRIGHT
5402400	●	13/16	1.875	4.000	0.625	6	BRIGHT
5402900	●	27/32	1.875	4.000	0.625	6	BRIGHT
5402500	●	7/8	1.875	4.000	0.625	6	BRIGHT
5403200	●	7/8	1.875	4.125	0.750	4	BRIGHT
5404100	●	7/8	1.875	4.125	0.875	4	BRIGHT
5403205	●	7/8	1.875	4.125	0.750	4	TiN

● Stocked ○ Available Upon Request; MOQ May Apply ▲ Globally Stocked
 Note: Other coatings available upon request. 2" diameter shanks have combination drive.



CONTINUED ➔

P Steel					M			K	N		S		H				
Carbon Steel			Alloy Steel	Die Steel	Stainless Steel			Cast Iron	Non-Ferrous		HRSA		Hardened Steel				
Low	Medium	High			300	400	17-4 PH		Aluminum	Nickel Alloy	Titanium	~35 HRC	35-45 HRC	45-50 HRC	50-70 HRC		
1010	1035	1045	1065	4140	4340			6061	7075	Casting	Inconel	6Al4V (30 HRC)					
○	○	○	○	○				○	○			○					

○ Good ○ Best





List 540 (Continued)

OSG COBALT HSS SQ

SPEED
FEED
1410-1411

HSS-Co

BR

TiN


30°



Cutting Diameter Tolerance

1/8" ≤ D ≤ 2"

+0.003 / -0"



EDP Number		Diameter		Length of Cut	Overall Length	Shank Diameter	Number of Flutes	Surface Treatment
		D (Fractional Size)	Lc (Inch)	L (Inch)	d (Inch)			
5403400	●	29/32	1.875	4.125	0.750	4	BRIGHT	
5402600	●	15/16	1.875	4.000	0.625	6	BRIGHT	
5403500	●	31/32	1.875	4.125	0.750	4	BRIGHT	
5402700	●	1	1.875	4.000	0.625	6	BRIGHT	
5403300	●	1	1.875	4.125	0.750	4	BRIGHT	
5404200	●	1	1.875	4.125	0.875	4	BRIGHT	
5403305	●	1	1.875	4.125	0.750	4	TiN	
5405100	●	1	2.000	4.500	1.000	4	BRIGHT	
5405105	●	1	2.000	4.500	1.000	4	TiN	
5404300	●	1-1/8	2.000	4.250	0.875	6	BRIGHT	
5405200	●	1-1/8	2.000	4.500	1.000	6	BRIGHT	
5404400	●	1-1/4	2.000	4.250	0.875	6	BRIGHT	
5405300	●	1-1/4	2.000	4.500	1.000	6	BRIGHT	
5406100	●	1-1/4	2.000	4.500	1.250	6	BRIGHT	
5405400	●	1-3/8	2.000	4.500	1.000	6	BRIGHT	
5405500	●	1-1/2	2.000	4.500	1.000	6	BRIGHT	
5406200	●	1-1/2	2.000	4.500	1.250	6	BRIGHT	
5406300	●	1-3/4	2.000	4.500	1.250	6	BRIGHT	
5406400	●	2	2.000	4.500	1.250	8	BRIGHT	
5407400	●	2	2.000	5.750	2.000	4	BRIGHT	
5408400	●	2	2.000	5.750	2.000	6	BRIGHT	

● Stocked ○ Available Upon Request; MOQ May Apply ▲ Globally Stocked

Note: Other coatings available upon request. 2" diameter shanks have combination drive.

STE

P					M			K	N		S		H				
Steel					Stainless Steel			Cast Iron	Non-Ferrous		HRSA		Hardened Steel				
Carbon Steel			Alloy Steel	Die Steel	300	400	17-4 PH		Aluminum		Nickel Alloy	Titanium					
Low	Medium	High							6061	Casting			Inconel	6Al4V (30 HRC)	~35 HRC	35-45 HRC	45-50 HRC
1010	1035	1065	4140	4340	300	400	17-4 PH	6061	7075	Casting	Inconel	6Al4V (30 HRC)	~35 HRC	35-45 HRC	45-50 HRC	50-70 HRC	
○	○	○	○	○	○	○	○	○	○	○	○	○	○	○	○	○	○

○ Good ○ Best






List 547

OSG COBALT HSS CC-EMS

SPEED FEED 1410-1411	HSS-Co	BR	30°			WELDON FLAT	STUB	REG	PACKED 1 PIECE
--------------------------------	---------------	-----------	------------	--	--	--------------------	-------------	------------	--------------------------

Cutting Diameter Tolerance	
1" ≤ D ≤ 2"	+0.0011 / -0"



EDP Number		Diameter		Length of Cut		Overall Length		Shank Diameter		Number of Flutes
		D (Fractional Size)		Lc (Inch)		L (Inch)		d (Inch)		
5475100	●	1		3.000		5.500		1.000		4
5476100	●	1-1/4		3.000		5.500		1.250		6
5476200	●	1-1/2		3.000		5.500		1.250		6
5476300	●	1-3/4		3.000		5.500		1.250		6
5476400	●	2		3.000		5.500		1.250		8

● Stocked ○ Available Upon Request; MOQ May Apply ▲ Globally Stocked
Note: Other coatings available upon request.



ABOUT OSG

DRILLING

THREADING

MILLING

HOLDERS

INDEX

P Steel					M			K	N		S		H						
Carbon Steel			Alloy Steel	Die Steel	Stainless Steel			Cast Iron	Non-Ferrous		HRSA		Hardened Steel						
Low	Medium	High			300	400	17-4 PH		Aluminum	Nickel Alloy	Titanium								
1010	1035	1065	4140					6061	Casting	Inconel	6Al4V (30 HRC)	~35 HRC	35-45 HRC	45-50 HRC	50-70 HRC				
1018	1045		4340					7075											

○ Good ○ Best





List 545

OSG COBALT HSS EML

SPEED
FEED
1410-1411

HSS-Co

BR

30°

REG

LONG

WELDON
FLAT

REG

LONG

PACKED

1 PIECE

Cutting Diameter Tolerance

1/4" ≤ D ≤ 2"

+0.0011 / -0"



EDP Number		Diameter	Length of Cut	Overall Length	Shank Diameter	Number of Flutes
		D (Fractional Size)	Lc (Inch)	L (Inch)	d (Inch)	
5450300	●	1/4	1.250	3.063	0.375	4
5450400	●	5/16	1.375	3.125	0.375	4
5450500	●	3/8	1.500	3.250	0.375	4
5451000	●	7/16	1.750	3.750	0.500	4
5451100	●	1/2	2.000	4.000	0.500	4
5452100	●	5/8	2.500	4.625	0.625	4
5453100	●	3/4	3.000	5.250	0.750	4
5454100	●	7/8	3.500	5.750	0.875	4
5455100	●	1	4.000	6.500	1.000	4
5455200	●	1-1/8	4.000	6.500	1.000	6
5455300	●	1-1/4	4.000	6.500	1.000	6
5456100	●	1-1/4	4.000	6.500	1.250	6
5455500	●	1-1/2	4.000	6.500	1.000	6
5456200	●	1-1/2	4.000	6.500	1.250	6
5456300	●	1-3/4	4.000	6.500	1.250	6
5456400	●	2	4.000	6.500	1.250	8
5457400	●	2	4.000	7.750	2.000	4
5458400	●	2	4.000	7.750	2.000	6

● Stocked ○ Available Upon Request; MOQ May Apply ▲ Globally Stocked

Note: Other coatings available upon request. 2" diameter shanks have combination drive.

STE

P					M			K	N		S		H					
Steel					Stainless Steel			Cast Iron	Non-Ferrous		HRSA		Hardened Steel					
Carbon Steel			Alloy Steel	Die Steel					Aluminum	Nickel Alloy	Titanium							
Low	Medium	High			300	400	17-4 PH					6061 7075	Casting	Inconel	6Al4V (30 HRC)	~35 HRC	35-45 HRC	45-50 HRC
1010	1035	1065	4140	4340	○	○	○	○	○	○	○	○	○	○	○	○	○	○
1018	1045				○	○	○	○	○	○	○	○	○	○	○	○	○	○

○ Good ○ Best



List 557

OSG COBALT HSS CE-EXML

SPEED FEED 1410-1411	HSS-Co	BR	30°			WELDON FLAT	LONG	EXTRA LONG	PACKED 1 PIECE
--------------------------------	---------------	-----------	------------	--	--	--------------------	-------------	-------------------	--------------------------

Cutting Diameter Tolerance	
1/4" ≤ D ≤ 2"	+0.0011 / -0"



EDP Number		Diameter	Length of Cut	Overall Length	Shank Diameter	Number of Flutes
		D (Fractional Size)	Lc (Inch)	L (Inch)	d (Inch)	
5570300	●	1/4	1.750	3.563	0.375	4
5570400	●	5/16	2.000	3.750	0.375	4
5570500	●	3/8	2.500	4.250	0.375	4
5571100	●	1/2	3.000	5.000	0.500	4
5572100	●	5/8	4.000	6.125	0.625	4
5573100	●	3/4	4.000	6.250	0.750	4
5574100	●	7/8	5.000	7.250	0.875	4
5575100	●	1	6.000	8.500	1.000	4
5576100	●	1-1/4	6.000	8.500	1.250	6
5576200	●	1-1/2	8.000	10.500	1.250	6
5578400	●	2	8.000	11.750	2.000	6

● Stocked ○ Available Upon Request; MOQ May Apply ▲ Globally Stocked
 Note: Other coatings available upon request.

STE

ABOUT OSG

DRILLING

THREADING

MILLING

HOLDERS

INDEX

P Steel					M Stainless Steel			K Cast Iron	N Non-Ferrous		S HRSA		H Hardened Steel					
Carbon Steel			Alloy Steel	Die Steel				Cast Iron	Aluminum		Nickel Alloy	Titanium						
Low	Medium	High			300	400	17-4 PH		6061	7075			Casting	Inconel	6Al4V (30 HRC)	~35 HRC	35-45 HRC	45-50 HRC
1010	1035	1045	1065	4140	4340													
○	○	○	○	○	○	○	○	○	○	○	○	○	○	○	○	○	○	○

○ Good ○ Best






Roughing Cut

Cobalt High Speed Steel

List 450

OSG COBALT HSS EX-REEF

SPEED FEED 1419	HSS-Co	BR	TiCN	FINE ROUGH	30°			WELDON FLAT	STUB	REG	LONG	EXTRA LONG	PACKED 1 PIECE
---------------------------	---------------	-----------	-------------	-------------------	------------	--	--	--------------------	-------------	------------	-------------	-------------------	--------------------------



EDP Number	Dia.	Length of Cut		Overall Length	Shank Dia.	No. of Flutes	Surface Treatment
		D (Fractional Size)	Lc (Inch)				
4509000	●	3/16	0.500	2.375	0.375	4	BRIGHT
4509100	●	1/4	0.750	2.500	0.375	3	BRIGHT
4509200	●	1/4	1.250	3.063	0.375	3	BRIGHT
4509400	●	5/16	0.750	2.500	0.375	3	BRIGHT
4509500	●	5/16	1.375	3.125	0.375	3	BRIGHT
4509700	●	3/8	0.875	2.625	0.375	4	BRIGHT
4509800	●	3/8	1.500	3.250	0.375	4	BRIGHT
4509900	●	7/16	1.000	2.688	0.375	4	BRIGHT
4500000	●	7/16	1.250	3.250	0.500	4	BRIGHT
4500100	●	1/2	1.250	3.250	0.500	4	BRIGHT
4500300	●	1/2	2.000	4.000	0.500	4	BRIGHT
4500500	●	5/8	1.625	3.750	0.625	4	BRIGHT
4500508	●	5/8	1.625	3.750	0.625	4	TiCN
4500700	●	5/8	2.500	4.625	0.625	4	BRIGHT
4500708	●	5/8	2.500	4.625	0.625	4	BRIGHT
4500800	●	5/8	3.000	5.125	0.625	4	BRIGHT
4500808	●	5/8	3.000	5.125	0.625	4	TiCN
4500900	●	3/4	1.625	3.875	0.625	4	BRIGHT
4501300	●	3/4	1.625	3.875	0.750	4	BRIGHT
4501000	●	3/4	2.250	4.500	0.750	4	BRIGHT
4501008	●	3/4	2.250	4.500	0.750	4	TiCN
4501100	●	3/4	3.000	5.250	0.625	4	BRIGHT
4501500	●	3/4	3.000	5.250	0.750	4	BRIGHT
4501600	●	3/4	4.000	6.250	0.750	4	BRIGHT
4501700	●	7/8	1.875	4.125	0.750	5	BRIGHT
4502100	●	7/8	1.875	4.125	0.875	5	BRIGHT

EDP Number	Dia.	Length of Cut		Overall Length	Shank Dia.	No. of Flutes	Surface Treatment
		D (Fractional Size)	Lc (Inch)				
4501900	●	7/8	3.500	5.750	0.750	5	BRIGHT
4502300	●	7/8	3.500	5.750	0.875	5	BRIGHT
4510100	●	1	2.000	4.250	0.750	5	BRIGHT
4510500	●	1	2.000	4.500	1.000	5	BRIGHT
4510700	●	1	3.000	5.500	1.000	5	BRIGHT
4510900	●	1	4.000	6.500	1.000	5	BRIGHT
4510908	●	1	4.000	6.500	1.000	5	TiCN
4511500	●	1-1/8	2.000	4.500	1.000	5	BRIGHT
4512100	●	1-1/4	2.000	4.500	1.250	6	BRIGHT
4512300	●	1-1/4	3.000	5.500	1.250	6	BRIGHT
4511900	●	1-1/4	4.000	6.250	0.750	6	BRIGHT
4512500	●	1-1/4	4.000	6.500	1.250	6	BRIGHT
4513300	●	1-1/2	2.000	4.500	1.250	6	BRIGHT
4513308	●	1-1/2	2.000	4.500	1.250	6	TiCN
4513500	●	1-1/2	3.000	5.500	1.250	6	BRIGHT
4513100	●	1-1/2	4.000	6.250	0.750	6	BRIGHT
4513700	●	1-1/2	4.000	6.500	1.250	6	BRIGHT
4513900	●	1-1/2	5.000	7.500	1.250	6	BRIGHT
4514500	●	1-3/4	4.000	6.500	1.250	6	BRIGHT
4520100	●	2	2.000	4.500	1.250	8	BRIGHT
4520700	●	2	3.000	6.750	2.000	8	BRIGHT
4520500	●	2	4.000	6.500	1.250	8	BRIGHT
4520900	●	2	4.000	7.750	2.000	8	BRIGHT
4521100	●	2	6.000	9.750	2.000	8	BRIGHT
4521300	●	2	8.000	11.750	2.000	8	BRIGHT

● Stocked ○ Available Upon Request; MOQ May Apply
▲ Globally Stocked

Note: Other coatings available upon request.
2" diameter shanks have combination drive.

STE

● Stocked ○ Available Upon Request; MOQ May Apply

▲ Globally Stocked

Note: Other coatings available upon request.
2" diameter shanks have combination drive.

STE

P					M			K	N		S		H			
Steel					Stainless Steel			Cast Iron	Non-Ferrous		HRSA		Hardened Steel			
Carbon Steel			Alloy Steel	Die Steel	300	400	17-4 PH		Aluminum		Nickel Alloy	Titanium				
Low	Medium	High							6061	Casting			Inconel	6Al4V (30 HRC)	~35 HRC	35-45 HRC
1010	1035	1045	1065	4140	4340											
○	○	○	○	○	○	○	○	○	○	○	○	○	○	○	○	○

○ Good ⊗ Best

ABOUT OSG

DRILLING

THREADING

MILLING

HOLDERS

INDEX





List 455

OSG COBALT HSS ROUGHER SQ

SPEED FEED 1420	HSS-Co	TiAlN	TiCN	FINE ROUGH	30°				WELDON FLAT	STUB	REG	LONG
											EXTRA LONG	PACKED 1 PIECE



EDP Number	Diameter	Length of Cut	Overall Length	Shank Diameter	Number of Flutes	Surface Treatment	Center Cutting	
								D (Fractional Size)
4559011	●	1/4	0.250	2.063	0.375	4	TiAlN	●
4558908	●	1/4	0.250	2.063	0.375	4	TiCN	●
4559008	●	1/4	0.250	2.063	0.375	4	TiCN	●
4569108	●	1/4	0.625	2.438	0.375	3	TiCN	-
4559111	●	1/4	0.750	2.500	0.375	4	TiAlN	-
4559108	●	1/4	0.750	2.500	0.375	4	TiCN	-
4559211	●	1/4	1.250	3.063	0.375	4	TiAlN	-
4559208	●	1/4	1.250	3.063	0.375	4	TiCN	-
4559311	●	5/16	0.313	2.063	0.375	3	TiAlN	●
4559308	●	5/16	0.313	2.063	0.375	3	TiCN	●
4559411	●	5/16	0.750	2.500	0.375	4	TiAlN	-
4559408	●	5/16	0.750	2.500	0.375	4	TiCN	-
4559511	●	5/16	1.375	3.125	0.375	4	TiAlN	-
4559508	●	5/16	1.375	3.125	0.375	4	TiCN	-
4559611	●	3/8	0.375	2.156	0.375	3	TiAlN	●
4559608	●	3/8	0.375	2.156	0.375	3	TiCN	●
4559711	●	3/8	0.875	2.625	0.375	4	TiAlN	-
4559708	●	3/8	0.875	2.625	0.375	4	TiCN	-
4559811	●	3/8	1.500	3.250	0.375	4	TiAlN	-
4559808	●	3/8	1.500	3.250	0.375	4	TiCN	-
4569808	●	7/16	0.500	2.500	0.500	4	TiCN	●
4559908	●	7/16	1.250	3.250	0.500	4	TiCN	-
4550011	●	1/2	0.500	2.500	0.500	3	TiAlN	●
4550008	●	1/2	0.500	2.500	0.500	3	TiCN	●
4560008	●	1/2	0.500	2.500	0.500	4	TiCN	●
4550111	●	1/2	1.250	3.250	0.500	4	TiAlN	-
4550108	●	1/2	1.250	3.250	0.500	4	TiCN	-
4550311	●	1/2	2.000	4.000	0.500	4	TiAlN	-
4550308	●	1/2	2.000	4.000	0.500	4	TiCN	-
4560308	●	1/2	3.000	5.000	0.500	4	TiCN	-
4550411	●	5/8	0.625	2.750	0.625	3	TiAlN	●
4550408	●	5/8	0.625	2.750	0.625	3	TiCN	●
4560408	●	5/8	0.625	2.750	0.625	4	TiCN	●
4550511	●	5/8	1.625	3.750	0.625	4	TiAlN	-
4550508	●	5/8	1.625	3.750	0.625	4	TiCN	-
4550608	●	5/8	2.000	4.125	0.625	4	TiCN	-
4550711	●	5/8	2.500	4.625	0.625	4	TiAlN	-
4550708	●	5/8	2.500	4.625	0.625	4	TiCN	-
4551211	●	3/4	0.750	2.875	0.750	3	TiAlN	●
4551208	●	3/4	0.750	2.875	0.750	3	TiCN	●
4561208	●	3/4	0.750	2.875	0.750	4	TiCN	●
4551311	●	3/4	1.625	3.875	0.750	4	TiAlN	-
4551308	●	3/4	1.625	3.875	0.750	4	TiCN	-
4552108	●	3/4	2.250	4.500	0.750	4	TiCN	●

● Stocked ○ Available Upon Request; MOQ May Apply ▲ Globally Stocked
 Note: Center cutting available in stub length only.

STE

CONTINUED

P					M			K	N		S		H				
Steel					Stainless Steel			Cast Iron	Non-Ferrous		HRSA		Hardened Steel				
Carbon Steel			Alloy Steel	Die Steel	300	400	17-4 PH		Aluminum		Nickel Alloy	Titanium					
Low	Medium	High							6061	Casting			Inconel	6Al4V (30 HRC)	~35 HRC	35-45 HRC	45-50 HRC
1010	1035	1065	4140	4340				7075									
○	○	○	○	○	⊗	⊗	○	○	○		○	○	⊗	○			

○ Good ⊗ Best





Roughing Cut

Cobalt High Speed Steel

ABOUT OSG

DRILLING

THREADING

MILLING


HOLDERS

INDEX

List 455 (Continued)

OSG COBALT HSS ROUGHER SQ

SPEED FEED 1420	HSS-Co	TiAlN	TiCN	FINE ROUGH	30°				WELDON FLAT	STUB	REG	LONG
											EXTRA LONG	PACKED 1 PIECE



EDP Number	Diameter	Length of Cut	Overall Length	Shank Diameter	Number of Flutes	Surface Treatment	Center Cutting
4551408	3/4	2.500	4.500	0.750	4	TiCN	-
4551511	3/4	3.000	5.250	0.750	4	TiAlN	-
4551508	3/4	3.000	5.250	0.750	4	TiCN	-
4551608	3/4	4.000	6.250	0.750	4	TiCN	-
4561008	1	1.000	3.500	1.000	5	TiCN	●
4560111	1	2.000	4.500	0.750	5	TiAlN	-
4560511	1	2.000	4.500	1.000	5	TiAlN	-
4560108	1	2.000	4.500	0.750	5	TiCN	-
4560508	1	2.000	4.500	1.000	5	TiCN	-
4560711	1	3.000	5.500	1.000	5	TiAlN	-
4560708	1	3.000	5.500	1.000	5	TiCN	-
4560911	1	4.000	6.500	1.000	5	TiAlN	-
4560908	1	4.000	6.500	1.000	5	TiCN	-
4562111	1-1/4	2.000	4.500	1.250	6	TiAlN	●
4562108	1-1/4	2.000	4.500	1.250	6	TiCN	●
4562311	1-1/4	3.000	5.500	1.250	6	TiAlN	-
4562308	1-1/4	3.000	5.500	1.250	6	TiCN	-
4562511	1-1/4	4.000	6.500	1.250	6	TiAlN	-
4562508	1-1/4	4.000	6.500	1.250	6	TiCN	-
4563311	1-1/2	2.000	4.500	1.250	6	TiAlN	●
4563308	1-1/2	2.000	4.500	1.250	6	TiCN	●
4563511	1-1/2	3.000	5.500	1.250	6	TiAlN	-
4563508	1-1/2	3.000	5.500	1.250	6	TiCN	-
4563711	1-1/2	4.000	6.500	1.250	6	TiAlN	-
4563708	1-1/2	4.000	6.500	1.250	6	TiCN	-
4570708	2	3.000	6.750	2.000	8	TiCN	●
4570908	2	4.000	7.750	2.000	8	TiCN	-
4571111	2	6.000	9.750	2.000	8	TiAlN	-
4571108	2	6.000	9.750	2.000	8	TiCN	-
4571308	2	8.000	11.750	2.000	8	TiCN	-

● Stocked ○ Available Upon Request; MOQ May Apply ▲ Globally Stocked
 Note: Center cutting available in stub length only.



P					M			K	N		S		H				
Steel					Stainless Steel			Cast Iron	Non-Ferrous		HRSA		Hardened Steel				
Carbon Steel			Alloy Steel	Die Steel	300	400	17-4 PH		Aluminum		Nickel Alloy	Titanium					
Low	Medium	High							6061	Casting			Inconel	6Al4V (30 HRC)	~35 HRC	35-45 HRC	45-50 HRC
1010	1035	1065	4140	4340	○	○	○	○	○	○	○	○	○	○	○	○	○
1018	1045	1065	4140	4340	○	○	○	○	○	○	○	○	○	○	○	○	○

○ Good ○ Best






List 420

OSG COBALT HSS ROUGHER SQ

SPEED FEED 1419	HSS-Co	BR	FINE ROUGH	25°			WELDON FLAT	STUB	PACKED 1 PIECE
---------------------------	---------------	-----------	-------------------	------------	--	--	--------------------	-------------	--------------------------



EDP Number		Diameter	Length of Cut	Overall Length	Shank Diameter	Number of Flutes
		D (Fractional Size)	Lc (Inch)	L (Inch)	d (Inch)	
4205000	●	1/4	0.250	2.063	0.375	3
4205100	●	3/8	0.375	2.156	0.375	3
4205200	●	1/2	0.500	2.500	0.500	3
4205300	●	5/8	0.625	2.750	0.625	3
4205400	●	3/4	0.750	2.875	0.750	3
4205500	●	7/8	0.875	3.125	0.750	3
4205600	●	1	1.000	3.500	0.750	3
4205700	●	1	1.000	3.750	1.000	3
4205800	●	1-1/4	1.250	3.750	1.250	4
4205900	●	1-1/2	1.250	3.750	1.250	6

● Stocked ○ Available Upon Request; MOQ May Apply ▲ Globally Stocked
Note: Other coatings available upon request.

STE

ABOUT OSG

DRILLING

THREADING

MILLING

HOLDERS

INDEX

P					M			K	N		S		H				
Steel					Stainless Steel			Cast Iron	Non-Ferrous		HRSA		Hardened Steel				
Carbon Steel			Alloy Steel	Die Steel					Aluminum		Nickel Alloy	Titanium					
Low	Medium	High			300	400	17-4 PH		6061 7075	Casting			Inconel	6Al4V (30 HRC)	~35 HRC	35-45 HRC	45-50 HRC
○	○	○	○	○	○	○	○	○	○	○	○	○	○	○	○	○	○

○ Good ⊙ Best





Roughing Cut

Cobalt High Speed Steel

ABOUT OSG

DRILLING

THREADING

MILLING

HOLDERS

INDEX

List 460

OSG COBALT HSS ROUGHER SQ

SPEED FEED 1421	HSS-Co	BR	FINE ROUGH	30°			WELDON FLAT	STUB	REG	LONG	PACKED 1 PIECE
---------------------------	---------------	-----------	-------------------	------------	--	--	--------------------	-------------	------------	-------------	--------------------------



EDP Number		Diameter		Length of Cut		Overall Length		Shank Diameter		Number of Flutes
		D (Fractional Size)	Lc (Inch)	L (Inch)	d (Inch)					
4600600	●	7/16	0.500	2.500	0.500	4				
4600100	●	1/2	1.250	3.250	0.500	4				
4600300	●	1/2	2.000	4.000	0.500	4				
4600500	●	5/8	1.625	3.750	0.625	4				
4600700	●	5/8	2.500	4.625	0.625	4				
4601200	●	3/4	0.750	2.875	0.750	4				
4601300	●	3/4	1.625	3.875	0.750	4				
4601500	●	3/4	3.000	5.250	0.750	4				
4610400	●	1	1.000	3.500	1.000	5				
4610500	●	1	2.000	4.500	1.000	5				
4610700	●	1	3.000	5.250	1.000	5				
4610900	●	1	4.000	6.500	1.000	5				
4612100	●	1-1/4	2.000	4.500	1.250	6				
4612300	●	1-1/4	3.000	5.500	1.250	6				
4612500	●	1-1/4	4.000	6.500	1.250	6				
4613300	●	1-1/2	2.000	4.500	1.250	6				
4613700	●	1-1/2	4.000	6.500	1.250	6				

● Stocked ○ Available Upon Request; MOQ May Apply ▲ Globally Stocked
 Note: Other coatings available upon request.



P					M			K	N		S		H			
Steel					Stainless Steel			Cast Iron	Non-Ferrous		HRSA		Hardened Steel			
Carbon Steel			Alloy Steel	Die Steel	300	400	17-4 PH		Aluminum		Nickel Alloy	Titanium				
Low	Medium	High							6061	Casting			Inconel	6Al4V (30 HRC)	~35 HRC	35-45 HRC
1010	1035	1065	4140	4340				7075								
○	○	○	○	○	◎	○	○	○		○		○	○	○		

○ Good ◎ Best






List 410

OSG COBALT HSS ROUGHER SQ

SPEED FEED 1422	HSS-Co	BR	ROUGH	3 FLUTE	25°	WELDON FLAT	STUB	PACKED 1 PIECE
---------------------------	---------------	-----------	--------------	----------------	------------	--------------------	-------------	--------------------------



EDP Number		Diameter		Length of Cut	Overall Length	Shank Diameter
		D (Fractional Size)	Lc (Inch)	L (Inch)	d (Inch)	
4105200	●	1/2	0.500	2.500	0.500	
4105300	●	5/8	0.625	2.750	0.625	
4105400	●	3/4	0.750	2.875	0.750	
4105700	●	1	1.000	3.500	1.000	

● Stocked ○ Available Upon Request; MOQ May Apply ▲ Globally Stocked
Note: Other coatings available upon request.

STE

ABOUT OSG

DRILLING

THREADING

MILLING

HOLDERS

INDEX

P					M			K	N		S		H			
Steel					Stainless Steel			Cast Iron	Non-Ferrous		HRSA		Hardened Steel			
Carbon Steel			Alloy Steel	Die Steel	Aluminum		Nickel Alloy		Titanium	Hardened Steel						
Low	Medium	High			6061	Casting				6Al4V (30 HRC)	~35 HRC	35-45 HRC	45-50 HRC	50-70 HRC		
1010	1035	1065	4140	300	400	17-4 PH	7075	Inconel	6Al4V (30 HRC)	~35 HRC	35-45 HRC	45-50 HRC	50-70 HRC			
○	○	○	○	○	○	○	○	○	○	○	○	○	○	○	○	○

○ Good ⊙ Best





Roughing Cut

Cobalt High Speed Steel

ABOUT OSG

DRILLING

THREADING

MILLING

HOLDERS

INDEX

List 430E

OSG COBALT HSS ROUGHER SQ

SPEED FEED 1423	HSS-Co	BR	ROUGH	3 FLUTE	35°		WELDON FLAT	STUB	REG	LONG	PACKED 1 PIECE
---------------------------	---------------	-----------	--------------	----------------	------------	--	--------------------	-------------	------------	-------------	--------------------------



EDP Number		Diameter	Length of Cut	Overall Length	Shank Diameter
		D (Fractional Size)	Lc (Inch)	L (Inch)	d (Inch)
4309700	●	3/8	0.875	2.625	0.375
4300100	●	1/2	1.250	3.250	0.500
4300300	●	1/2	2.000	4.000	0.500
4300500	●	5/8	1.625	3.750	0.625
4300700	●	5/8	2.500	4.625	0.625
4301200	●	3/4	0.750	3.000	0.750
4301300	●	3/4	1.625	3.875	0.750
4301500	●	3/4	3.000	5.250	0.750
4301700	●	7/8	1.875	4.125	0.750
4302100	●	7/8	1.875	4.125	0.875
4310300	●	1	1.000	3.500	1.000
4310100	●	1	2.000	4.250	0.750
4310500	●	1	2.000	4.500	1.000
4310700	●	1	3.000	5.500	1.000
4310900	●	1	4.000	6.500	1.000
4312100	●	1-1/4	2.000	4.500	1.250
4312300	●	1-1/4	3.000	5.500	1.250
4312500	●	1-1/4	4.000	6.500	1.250
4313300	●	1-1/2	2.000	4.500	1.250
4313500	●	1-1/2	3.000	5.500	1.250
4313700	●	1-1/2	4.000	6.500	1.250

● Stocked ○ Available Upon Request; MOQ May Apply ▲ Globally Stocked
 Note: Other coatings available upon request.



P					M			K	N		S		H					
Steel					Stainless Steel			Cast Iron	Non-Ferrous		HRSA		Hardened Steel					
Carbon Steel			Alloy Steel	Die Steel	Aluminum		Nickel Alloy		Titanium									
Low	Medium	High			6061	7075				Casting	Inconel	6Al4V (30 HRC)	~35 HRC	35-45 HRC	45-50 HRC	50-70 HRC		
1010	1035	1065	4140	4340	300	400	17-4 PH											
1018	1045								○	○								

○ Good ○ Best





List 490

OSG COBALT HSS ROUGHER SQ

SPEED FEED 1422	HSS-Co	BR	ROUGH	30°			WELDON FLAT	STUB	REG	LONG	PACKED 1 PIECE
--------------------	--------	----	-------	-----	--	--	-------------	------	-----	------	-------------------



EDP Number		Dia.	Length of Cut	Overall Length	Shank Dia.	Number of Flutes
		D (Fractional Size)	Lc (Inch)	L (Inch)	d (Inch)	
4909000	●	1/4	0.625	2.438	0.625	4
4909100	●	1/4	0.750	2.500	0.375	4
4909200	●	1/4	1.250	3.063	0.375	4
4909400	●	5/16	0.750	2.500	0.375	4
4909500	●	5/16	1.375	3.125	0.375	4
4909700	●	3/8	0.875	2.625	0.375	4
4909800	●	3/8	1.500	3.250	0.375	4
4909900	●	7/16	1.000	2.688	0.375	4
4900100	●	1/2	1.250	3.250	0.500	4
4900300	●	1/2	2.000	4.000	0.500	4
4900500	●	5/8	1.625	3.750	0.625	4
4900600	●	5/8	2.000	4.125	0.625	4
4900700	●	5/8	2.500	4.625	0.625	4
4900800	●	5/8	3.000	5.125	0.625	4
4900900	●	3/4	1.625	3.875	0.625	4
4901300	●	3/4	1.625	3.875	0.750	4
4901400	●	3/4	2.250	4.500	0.750	4
4901100	●	3/4	3.000	5.250	0.625	4
4901500	●	3/4	3.000	5.250	0.750	4
4901700	●	7/8	1.875	4.125	0.750	5
4902100	●	7/8	1.875	4.125	0.875	5
4901900	●	7/8	3.500	5.750	0.750	5
4902300	●	7/8	3.500	5.750	0.875	5
4910100	●	1	2.000	4.250	0.750	5
4910500	●	1	2.000	4.500	1.000	5

● Stocked ○ Available Upon Request; MOQ May Apply

▲ Globally Stocked

Note: Other coatings available upon request.
2" diameter shanks have combination drive.



EDP Number		Dia.	Length of Cut	Overall Length	Shank Dia.	Number of Flutes
		D (Fractional Size)	Lc (Inch)	L (Inch)	d (Inch)	
4910700	●	1	3.000	5.500	1.000	5
4910900	●	1	4.000	6.500	1.000	5
4911500	●	1-1/8	2.000	4.500	1.000	5
4912100	●	1-1/4	2.000	4.500	1.250	6
4912300	●	1-1/4	3.000	5.500	1.250	6
4911900	●	1-1/4	4.000	6.250	0.750	6
4912500	●	1-1/4	4.000	6.500	1.250	6
4913300	●	1-1/2	2.000	4.500	1.250	6
4913500	●	1-1/2	3.000	5.500	1.250	6
4913100	●	1-1/2	4.000	6.250	0.750	6
4913700	●	1-1/2	4.000	6.500	1.250	6
4913900	●	1-1/2	5.000	7.500	1.250	6
4914500	●	1-3/4	4.000	6.500	1.250	6
4926100	●	2	2.000	4.500	1.250	6
4920100	●	2	2.000	4.500	1.250	8
4926700	●	2	3.000	6.750	2.000	6
4920700	●	2	3.000	6.750	2.000	8
4926500	●	2	4.000	6.500	1.250	6
4920500	●	2	4.000	6.500	1.250	8
4926900	●	2	4.000	7.750	2.000	6
4920900	●	2	4.000	7.750	2.000	8
4927100	●	2	6.000	9.750	2.000	6
4921100	●	2	6.000	9.750	2.000	8
4927300	●	2	8.000	11.750	2.000	6
4921300	●	2	8.000	11.750	2.000	8

● Stocked ○ Available Upon Request; MOQ May Apply

▲ Globally Stocked

Note: Other coatings available upon request.
2" diameter shanks have combination drive.



P					M			K	N		S		H					
Steel					Stainless Steel			Cast Iron	Non-Ferrous		HRSA		Hardened Steel					
Carbon Steel			Alloy Steel	Die Steel					Aluminum		Nickel Alloy	Titanium						
Low	Medium	High			300	400	17-4 PH		6061	Casting			Inconel	6Al4V (30 HRC)	~35 HRC	35-45 HRC	45-50 HRC	50-70 HRC
1010	1035	1045	1065	4140	4340													
○	○	○	○	○	○	○	○	○	○	○	○	○	○	○	○	○	○	○

○ Good ⊙ Best





Roughing Cut

Cobalt High Speed Steel

ABOUT OSG

DRILLING

THREADING

MILLING

HOLDERS

INDEX

List 470

OSG COBALT HSS CC-RFE

SPEED FEED 1424	HSS-Co	BR	ROUGH FINISH	25°			WELDON FLAT	STUB	REG	LONG	PACKED 1 PIECE
---------------------------	---------------	-----------	---------------------	------------	--	--	--------------------	-------------	------------	-------------	--------------------------



EDP Number		Diameter	Length of Cut	Overall Length	Shank Diameter	Number of Flutes
		D (Fractional Size)	Lc (Inch)	L (Inch)	d (Inch)	
4709100	●	1/4	0.750	2.500	0.375	4
4709400	●	5/16	0.750	2.500	0.375	4
4709500	●	3/8	0.375	2.156	0.375	4
4709600	●	3/8	0.750	2.500	0.375	4
4709700	●	3/8	0.875	2.625	0.375	4
4700200	●	3/8	1.500	3.250	0.375	4
4700000	●	1/2	0.500	2.500	0.500	4
4700100	●	1/2	1.250	3.250	0.500	4
4700300	●	1/2	2.000	4.000	0.500	4
4700500	●	5/8	1.625	3.750	0.625	4
4700600	●	5/8	2.000	4.125	0.625	4
4700700	●	5/8	2.500	4.625	0.625	4
4700900	●	3/4	1.625	3.875	0.625	4
4701300	●	3/4	1.625	3.875	0.750	4
4701400	●	3/4	2.250	4.500	0.750	4
4701500	●	3/4	3.000	5.250	0.750	4
4701700	●	7/8	1.875	4.125	0.750	4
4702100	●	7/8	1.875	4.125	0.875	4
4701900	●	7/8	3.500	5.750	0.750	5
4710000	●	1	1.000	3.500	1.000	5
4710100	●	1	2.000	4.250	0.750	4
4716100	●	1	2.000	4.250	0.750	6
4710500	●	1	2.000	4.500	1.000	4
4710600	●	1	2.000	4.500	1.000	5
4716500	●	1	2.000	4.500	1.000	6
4710900	●	1	4.000	6.500	1.000	4
4716900	●	1	4.000	6.500	1.000	6
4711500	●	1-1/8	2.000	4.500	1.000	5
4712100	●	1-1/4	2.000	4.500	1.250	6
4712300	●	1-1/4	3.000	5.500	1.250	6
4712500	●	1-1/4	4.000	6.500	1.250	6
4713300	●	1-1/2	2.000	4.500	1.250	6
4713500	●	1-1/2	3.000	5.500	1.250	6
4713700	●	1-1/2	4.000	6.500	1.250	6
4713900	●	1-1/2	5.000	7.500	1.250	6
4720100	●	2	2.000	4.500	1.250	8
4726700	●	2	3.000	6.750	2.000	6
4726500	●	2	4.000	6.500	1.250	6
4720500	●	2	4.000	6.500	1.250	8
4726900	●	2	4.000	7.750	2.000	6
4720900	●	2	4.000	7.750	2.000	8
4727100	●	2	6.000	9.750	2.000	6
4721100	●	2	6.000	9.750	2.000	8
4727300	●	2	8.000	11.750	2.000	6
4721300	●	2	8.000	11.750	2.000	8

● Stocked ○ Available Upon Request; MOQ May Apply ▲ Globally Stocked
 Note: Other coatings available upon request. 2" diameter shanks have combination drive.



P					M			K	N		S		H			
Steel					Stainless Steel			Cast Iron	Non-Ferrous		HRSA		Hardened Steel			
Carbon Steel			Alloy Steel	Die Steel					Aluminum		Nickel Alloy	Titanium				
Low	Medium	High														
1010 1018	1035 1045	1065	4140 4340	300	400	17-4 PH	6061 7075	Casting	Inconel	6Al4V (30 HRC)	~35 HRC	35-45 HRC	45-50 HRC	50-70 HRC		
○	○	○	○	○	○	○	○	○	○	○	○	○	○	○	○	

○ Good ⊗ Best




List 522

OSG COBALT HSS DOUBLE END SQ

SPEED FEED 1408-1409	HSS-Co	BR	TiN	2 FLUTE	30°		WELDON FLAT	STUB	REG	LONG	PACKED 1 PIECE
--------------------------------	---------------	-----------	------------	----------------	------------	--	--------------------	-------------	------------	-------------	--------------------------

Cutting Diameter Tolerance	
1/8" ≤ D ≤ 1"	+0 / -0.0011"



EDP Number	Diameter	Length of Cut	Overall Length	Shank Diameter	Surface Treatment	
						D (Fractional Size)
5220100	●	1/8	0.375	3.063	0.375	BRIGHT
5220105	●	1/8	0.375	3.063	0.375	TiN
5226000	●	9/64	0.438	3.125	0.375	BRIGHT
5229100	●	5/32	0.438	3.125	0.375	BRIGHT
5226100	●	11/64	0.438	3.125	0.375	BRIGHT
5220200	●	3/16	0.438	3.125	0.375	BRIGHT
5220205	●	3/16	0.438	3.125	0.375	TiN
5226200	●	13/64	0.500	3.125	0.375	BRIGHT
5229200	●	7/32	0.500	3.125	0.375	BRIGHT
5226300	●	15/64	0.500	3.125	0.375	BRIGHT
5220300	●	1/4	0.500	3.125	0.375	BRIGHT
5220305	●	1/4	0.500	3.125	0.375	TiN
5226400	●	17/64	0.563	3.125	0.375	BRIGHT
5229300	●	9/32	0.563	3.125	0.375	BRIGHT
5226500	●	19/64	0.563	3.125	0.375	BRIGHT
5220400	●	5/16	0.563	3.125	0.375	BRIGHT
5220405	●	5/16	0.563	3.125	0.375	TiN
5226600	●	21/64	0.563	3.125	0.375	BRIGHT
5229400	●	11/32	0.563	3.125	0.375	BRIGHT
5226700	●	23/64	0.563	3.125	0.375	BRIGHT
5220500	●	3/8	0.563	3.125	0.375	BRIGHT
5220505	●	3/8	0.563	3.125	0.375	TiN
5226800	●	25/64	0.813	3.750	0.500	BRIGHT
5229500	●	13/32	0.813	3.750	0.500	BRIGHT
5226900	●	27/64	0.813	3.750	0.500	BRIGHT
5229600	●	7/16	0.813	3.750	0.500	BRIGHT
5229605	●	7/16	0.813	3.750	0.500	TiN
5227000	●	29/64	0.813	3.750	0.500	BRIGHT
5229700	●	15/32	0.813	3.750	0.500	BRIGHT
5227100	●	31/64	0.813	3.750	0.500	BRIGHT
5221100	●	1/2	0.813	3.750	0.500	BRIGHT
5221105	●	1/2	0.813	3.750	0.500	TiN
5227200	●	17/32	1.125	4.500	0.625	BRIGHT
5229800	●	9/16	1.125	4.500	0.625	BRIGHT
5227300	●	19/32	1.125	4.500	0.625	BRIGHT
5222100	●	5/8	1.125	4.500	0.625	BRIGHT
5222105	●	5/8	1.125	4.500	0.625	TiN
5227400	●	21/32	1.313	5.000	0.750	BRIGHT
5229900	●	11/16	1.313	5.000	0.750	BRIGHT
5227500	●	23/32	1.313	5.000	0.750	BRIGHT
5223100	●	3/4	1.313	5.000	0.750	BRIGHT
5223105	●	3/4	1.313	5.000	0.750	TiN
5227600	●	25/32	1.563	5.500	0.875	BRIGHT
5227700	●	13/16	1.563	5.500	0.875	BRIGHT

● Stocked ○ Available Upon Request; MOQ May Apply ▲ Globally Stocked
 Note: Other coatings available upon request.



CONTINUED ➔

P					M			K	N		S		H			
Steel					Stainless Steel			Cast Iron	Non-Ferrous		HRSA		Hardened Steel			
Carbon Steel			Alloy Steel	Die Steel	300	400	17-4 PH		Aluminum		Nickel Alloy	Titanium				
Low	Medium	High							6061	Casting			Inconel	6Al4V (30 HRC)	~35 HRC	35-45 HRC
1010	1035	1045	1065	4140				4340	6061	7075						
○	○	○	○	○	○	○	○	○	○	○	○	○	○	○	○	○

○ Good ○ Best





Double End

Cobalt High Speed Steel

ABOUT OSG

DRILLING

THREADING

MILLING

HOLDERS


INDEX

List 522 (Continued)

OSG COBALT HSS DOUBLE END SQ

SPEED FEED 1408-1409	HSS-Co	BR	TiN	2 FLUTE	30°		WELDON FLAT	STUB	REG	LONG	PACKED 1 PIECE
--------------------------------	---------------	-----------	------------	----------------	------------	--	--------------------	-------------	------------	-------------	--------------------------

Cutting Diameter Tolerance	
1/8" ≤ D ≤ 1"	+0 / -0.0011"



EDP Number		Diameter	Length of Cut	Overall Length	Shank Diameter	Surface Treatment
		D (Fractional Size)	Lc (Inch)	L (Inch)	d (Inch)	
5227800	●	27/32	1.563	5.500	0.875	BRIGHT
5224100	●	7/8	1.563	5.500	0.875	BRIGHT
5224105	●	7/8	1.563	5.500	0.875	TiN
5228000	●	29/32	1.625	5.875	1.000	BRIGHT
5228100	●	15/16	1.625	5.875	1.000	BRIGHT
5228200	●	31/32	1.625	5.875	1.000	BRIGHT
5225100	●	1	1.625	5.875	1.000	BRIGHT
5225105	●	1	1.625	5.875	1.000	TiN

● Stocked ○ Available Upon Request; MOQ May Apply ▲ Globally Stocked
 Note: Other coatings available upon request.



P					M			K	N		S		H					
Steel					Stainless Steel			Cast Iron	Non-Ferrous		HRSA		Hardened Steel					
Carbon Steel			Alloy Steel	Die Steel	Aluminum		Nickel Alloy		Titanium									
Low	Medium	High			6061	Casting				Inconel	6Al4V (30 HRC)	~35 HRC	35-45 HRC	45-50 HRC	50-70 HRC			
1010	1035	1045	1065	4140	4340	300	400	17-4 PH	6061	7075								
○	○	○	○	○	○	○	○	○	○	○		○	○	○				

○ Good ○ Best



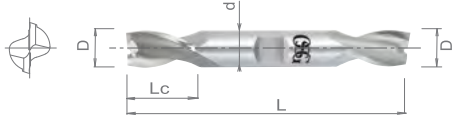


List 582

OSG COBALT HSS DOUBLE END DDE

SPEED FEED 1416	HSS-Co	BR	2 FLUTE	30°			STUB	REG	LONG	PACKED 1 PIECE
---------------------------	---------------	-----------	----------------	------------	--	--	-------------	------------	-------------	--------------------------

Cutting Diameter Tolerance	
1mm ≤ D ≤ 25mm	+0 /- 0.028mm



EDP Number		Diameter	Length of Cut	Overall Length	Shank Diameter
		D (mm)	Lc (mm)	L (mm)	d (mm)
5827100	●	1.00	2.38	57.10	4.76
5827200	●	1.50	4.76	57.10	4.76
5827400	●	2.00	5.95	57.10	4.76
5827500	●	2.50	7.14	57.10	4.76
5820100	●	3.00	9.52	77.70	9.52
5828100	●	3.50	11.11	79.30	9.52
5820200	●	4.00	11.11	79.30	9.52
5828200	●	4.50	11.11	79.30	9.52
5820300	●	5.00	12.70	79.30	9.52
5828300	●	5.50	12.70	79.30	9.52
5820400	●	6.00	12.70	79.30	9.52
5828400	●	6.50	12.70	79.30	9.52
5820500	●	7.00	14.28	79.30	9.52
5828500	●	7.50	14.28	79.30	9.52
5820600	●	8.00	14.28	79.30	9.52
5828600	●	8.50	14.28	79.30	9.52
5820700	●	9.00	14.28	79.30	9.52
5828700	●	9.50	14.28	79.30	9.52
5820800	●	10.00	20.63	95.20	12.70
5828800	●	10.50	20.63	95.20	12.70
5820900	●	11.00	20.63	95.20	12.70
5828900	●	11.50	20.63	95.20	12.70
5821100	●	12.00	20.63	95.20	12.70
5829100	●	12.50	20.63	95.20	12.70
5821200	●	13.00	28.57	114.30	15.87
5829200	●	13.50	28.57	114.30	15.87
5821300	●	14.00	28.57	114.30	15.87
5829300	●	14.50	28.57	114.30	15.87
5821400	●	15.00	28.57	114.30	15.87
5822100	●	16.00	33.33	127.00	19.05
5822200	●	17.00	33.33	127.00	19.05
5822300	●	18.00	33.33	127.00	19.05
5823100	●	19.00	33.33	127.00	19.05
5823200	●	20.00	39.68	139.70	22.22
5823300	●	21.00	39.68	139.70	22.22
5824100	●	22.00	39.68	139.70	22.22
5824200	●	23.00	41.27	149.20	25.40
5825100	●	24.00	41.27	149.20	25.40
5825200	●	25.00	41.27	149.20	25.40

● Stocked ○ Available Upon Request; MOQ May Apply ▲ Globally Stocked
 Note: Other coatings available upon request. 4.76mm diameter shanks have straight shanks.



P					M			K	N		S		H						
Steel					Stainless Steel			Cast Iron	Non-Ferrous		HRSA		Hardened Steel						
Carbon Steel			Alloy Steel	Die Steel	300	400	17-4 PH		Aluminum		Nickel Alloy	Titanium							
Low	Medium	High							6061	Casting			Inconel	6Al4V (30 HRC)	~35 HRC	35-45 HRC	45-50 HRC	50-70 HRC	
1010	1035	1045	1065	4140	4340	○	○	○	○	○	○	○	○	○	○	○	○	○	○
○	○	○	○	○	○	○	○	○	○	○	○	○	○	○	○	○	○	○	○

○ Good ⊙ Best





List 532

OSG COBALT HSS DOUBLE END TDE

SPEED
FEED
1417

HSS-Co

BR

3 FLUTE

30°

WELDON
FLAT

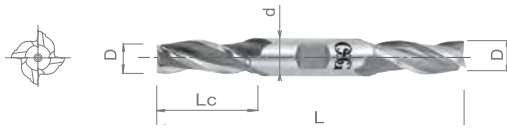
STUB

REG

PACKED
1 PIECE

Cutting Diameter Tolerance

D < Shank Dia.	+0.0011 / -0"
D = Shank Dia.	-0.0004 / -0.0015"



EDP Number		Diameter		Length of Cut		Overall Length		Shank Diameter	
		D (Fractional Size)	d (Inch)	Lc (Inch)	L (Inch)	L (Inch)	d (Inch)		
5320100	●	1/8		0.375		3.063		0.375	
5320200	●	3/16		0.500		3.250		0.375	
5320300	●	1/4		0.625		3.375		0.375	
5320400	●	5/16		0.750		3.500		0.375	
5320500	●	3/8		0.750		3.500		0.375	
5329600	●	7/16		1.000		4.125		0.500	
5321100	●	1/2		1.000		4.125		0.500	
5329800	●	9/16		1.375		5.000		0.625	
5322100	●	5/8		1.375		5.000		0.625	
5323100	●	3/4		1.625		5.625		0.750	
5324100	●	7/8		1.875		6.125		0.875	
5325100	●	1		1.875		6.375		1.000	

● Stocked ○ Available Upon Request; MOQ May Apply ▲ Globally Stocked

Note: Other coatings available upon request.

STE

P					M			K	N		S		H				
Steel					Stainless Steel			Cast Iron	Non-Ferrous		HRSA		Hardened Steel				
Carbon Steel			Alloy Steel	Die Steel					Aluminum		Nickel Alloy	Titanium					
Low	Medium	High			300	400	17-4 PH		6061	Casting			Inconel	6Al4V	~35 HRC	35-45 HRC	45-50 HRC
1010	1035	1065	4140	4340	○	○	○	○	○	○	○	○	○	○	○	○	○
1018	1045				○	○	○	○	○	○	○	○	○	○	○	○	○

○ Good ○ Best






List 542

OSG COBALT HSS DOUBLE END SQ

SPEED FEED 1410-1411	HSS-Co	BR	TiN	4 FLUTE	30°	WELDON FLAT	STUB	REG	LONG	PACKED 1 PIECE
--------------------------------	---------------	-----------	------------	----------------	------------	--------------------	-------------	------------	-------------	--------------------------



Cutting Diameter Tolerance	
D < Shank Dia.	+0.0011 / -0"
D = Shank Dia.	-0.0004 / -0.0015"

EDP Number	Dia. D (Fractional Size)	Length of Cut Lc (Inch)	Overall Length L (Inch)	Shank Dia. d (Inch)	Surface Treatment
5420105	● 1/8	0.375	3.063	0.375	TiN
5426000	● 9/64	0.438	3.125	0.375	BRIGHT
5429100	● 5/32	0.438	3.125	0.375	BRIGHT
5426100	● 11/64	0.500	3.250	0.375	BRIGHT
5420200	● 3/16	0.500	3.250	0.375	BRIGHT
5420205	● 3/16	0.500	3.250	0.375	TiN
5426200	● 13/64	0.563	3.250	0.375	BRIGHT
5429200	● 7/32	0.563	3.250	0.375	BRIGHT
5426300	● 15/64	0.625	3.375	0.375	BRIGHT
5420300	● 1/4	0.625	3.375	0.375	BRIGHT
5420305	● 1/4	0.625	3.375	0.375	TiN
5426400	● 17/64	0.688	3.375	0.375	BRIGHT
5429300	● 9/32	0.688	3.375	0.375	BRIGHT
5426500	● 19/64	0.750	3.500	0.375	BRIGHT
5420400	● 5/16	0.750	3.500	0.375	BRIGHT
5420405	● 5/16	0.750	3.500	0.375	TiN
5426600	● 21/64	0.750	3.500	0.375	BRIGHT
5429400	● 11/32	0.750	3.500	0.375	BRIGHT
5426700	● 23/64	0.750	3.500	0.375	BRIGHT
5420500	● 3/8	0.750	3.500	0.375	BRIGHT
5420505	● 3/8	0.750	3.500	0.375	TiN
5426800	● 25/64	1.000	4.125	0.500	BRIGHT
5429500	● 13/32	1.000	4.125	0.500	BRIGHT
5426900	● 27/64	1.000	4.125	0.500	BRIGHT
5429600	● 7/16	1.000	4.125	0.500	BRIGHT

EDP Number	Dia. D (Fractional Size)	Length of Cut Lc (Inch)	Overall Length L (Inch)	Shank Dia. d (Inch)	Surface Treatment
5427000	● 29/64	1.000	4.125	0.500	BRIGHT
5429700	● 15/32	1.000	4.125	0.500	BRIGHT
5427100	● 31/64	1.000	4.125	0.500	BRIGHT
5421100	● 1/2	1.000	4.125	0.500	BRIGHT
5421105	● 1/2	1.000	4.125	0.500	TiN
5427200	● 17/32	1.375	5.000	0.625	BRIGHT
5429800	● 9/16	1.375	5.000	0.625	BRIGHT
5427300	● 19/32	1.375	5.000	0.625	BRIGHT
5422100	● 5/8	1.375	5.000	0.625	BRIGHT
5422105	● 5/8	1.375	5.000	0.625	TiN
5427400	● 21/32	1.625	5.625	0.750	BRIGHT
5429900	● 11/16	1.625	5.625	0.750	BRIGHT
5427500	● 23/32	1.625	5.625	0.750	BRIGHT
5423100	● 3/4	1.625	5.625	0.750	BRIGHT
5423105	● 3/4	1.625	5.625	0.750	TiN
5427600	● 25/32	1.875	6.125	0.875	BRIGHT
5428100	● 13/16	1.875	6.125	0.875	BRIGHT
5424100	● 7/8	1.875	6.125	0.875	BRIGHT
5424105	● 7/8	1.875	6.125	0.875	TiN
5428000	● 29/32	1.875	6.375	1.000	BRIGHT
5428200	● 15/16	1.875	6.375	1.000	BRIGHT
5428300	● 31/32	1.875	6.375	1.000	BRIGHT
5425100	● 1	1.875	6.375	1.000	BRIGHT
5425105	● 1	1.875	6.375	1.000	TiN

● Stocked ○ Available Upon Request; MOQ May Apply
▲ Globally Stocked

STE

● Stocked ○ Available Upon Request; MOQ May Apply
▲ Globally Stocked
Note: Other coatings available upon request.

STE

Note: Other coatings available upon request.

P					M			K	N		S		H				
Steel					Stainless Steel			Cast Iron	Non-Ferrous		HRSA		Hardened Steel				
Carbon Steel			Alloy Steel	Die Steel					Aluminum		Nickel Alloy	Titanium					
Low	Medium	High							6061	Casting			Inconel	6Al4V (30 HRC)	~35 HRC	35-45 HRC	45-50 HRC
1010	1035	1045	1065	4140	4340	300	400	17-4 PH	6061	7075	Casting	Inconel	6Al4V (30 HRC)	~35 HRC	35-45 HRC	45-50 HRC	50-70 HRC
○	○	○	○	○	○	○	○	○	○	○	○	○	○	○	○	○	○

○ Good ○ Best





List 543

OSG COBALT HSS DOUBLE END SQ

SPEED FEED
1410-1411

HSS-Co

BR

4 FLUTE

30°



WELDON FLAT

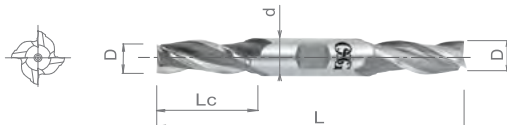
STUB

REG

PACKED
1 PIECE

Cutting Diameter Tolerance

D < Shank Dia.	+0.0011 / -0"
D = Shank Dia.	-0.0004 / -0.0015"



EDP Number		Diameter		Length of Cut		Overall Length		Shank Diameter	
		D (Fractional Size)	d (Inch)	Lc (Inch)	L (Inch)	L (Inch)	d (Inch)		
5430100	●	1/8	0.375	0.375	3.063	0.375	0.375		
5430200	●	3/16	0.500	0.500	3.250	0.375	0.375		
5430300	●	1/4	0.625	0.625	3.375	0.375	0.375		
5430400	●	5/16	0.750	0.750	3.500	0.375	0.375		
5430500	●	3/8	0.750	0.750	3.500	0.375	0.375		
5431100	●	1/2	1.000	1.000	4.125	0.500	0.500		
5432100	●	5/8	1.375	1.375	5.000	0.625	0.625		
5433100	●	3/4	1.625	1.625	5.625	0.750	0.750		
5434100	●	7/8	1.875	1.875	6.125	0.875	0.875		
5435100	●	1	1.875	1.875	6.375	1.000	1.000		

● Stocked ○ Available Upon Request; MOQ May Apply ▲ Globally Stocked
Note: Other coatings available upon request.

P					M			K	N		S		H					
Steel					Stainless Steel			Cast Iron	Non-Ferrous		HRSA		Hardened Steel					
Carbon Steel			Alloy Steel	Die Steel					Aluminum		Nickel Alloy	Titanium						
Low	Medium	High			300	400	17-4 PH		6061 7075	Casting			Inconel	6Al4V (30 HRC)	~35 HRC	35-45 HRC	45-50 HRC	50-70 HRC
1010	1035	1065	4140	4340	○	○	○	○	○	○	○	○	○	○	○	○	○	○
1018	1045	1065	4340		○	○	○	○	○	○	○	○	○	○	○	○	○	○

○ Good ○ Best






List 562

OSG COBALT HSS DOUBLE END M-DDE, Miniature

HSS-Co	BR	2 FLUTE	30°		STUB	PACKED 1 PIECE
--------	----	---------	-----	--	------	-------------------

Cutting Diameter Tolerance	
D < Shank Dia.	+0.0011 / -0"
D = Shank Dia.	-0.0004 / -0.0015"



EDP Number		Diameter		Length of Cut	Overall Length	Shank Diameter
		D (Fractional Size)	Lc (Inch)	L (Inch)	d (Inch)	
5627000	●	1/32	0.047	2.000	0.188	
5627100	●	3/64	0.063	2.000	0.188	
5627200	●	1/16	0.094	2.000	0.188	
5627300	●	5/64	0.125	2.000	0.188	
5627400	●	3/32	0.141	2.000	0.188	
5627500	●	7/64	0.156	2.000	0.188	
5627600	●	1/8	0.188	2.000	0.188	
5627700	●	9/64	0.219	2.000	0.188	
5627800	●	5/32	0.234	2.000	0.188	
5627900	●	11/64	0.250	2.000	0.188	
5628000	●	3/16	0.281	2.000	0.188	

● Stocked ○ Available Upon Request; MOQ May Apply ▲ Globally Stocked
 Note: Other coatings available upon request.



ABOUT OSG

DRILLING

THREADING

MILLING

HOLDERS

INDEX

P					M			K	N		S		H						
Steel					Stainless Steel			Cast Iron	Non-Ferrous		HRSA		Hardened Steel						
Carbon Steel			Alloy Steel	Die Steel					Aluminum		Nickel Alloy	Titanium							
Low	Medium	High			300	400	17-4 PH		6061	Casting			Inconel	6Al4V	~35 HRC	35-45 HRC	45-50 HRC	50-70 HRC	
1010	1035	1045	1065	4140	4340														
○	○	○	○	○	○	○	○	○	○	○	○	○	○	○	○	○	○	○	○

○ Good ○ Best






List 563

OSG COBALT HSS DOUBLE END M-DDE, Miniature

HSS-Co	BR	2 FLUTE	30°		REG	PACKED 1 PIECE
--------	----	---------	-----	--	-----	-------------------

Cutting Diameter Tolerance	
D < Shank Dia.	+0.0011 / -0"
D = Shank Dia.	-0.0004 / -0.0015"



EDP Number		Diameter		Length of Cut	Overall Length	Shank Diameter
		D (Fractional Size)	Lc (Inch)	L (Inch)	d (Inch)	
5637000	●	1/32	0.094	2.250	0.188	
5637100	●	3/64	0.141	2.250	0.188	
5637200	●	1/16	0.188	2.250	0.188	
5637300	●	5/64	0.234	2.250	0.188	
5637400	●	3/32	0.281	2.250	0.188	
5637500	●	7/64	0.328	2.250	0.188	
5637600	●	1/8	0.375	2.250	0.188	
5637700	●	9/64	0.406	2.250	0.188	
5637800	●	5/32	0.438	2.250	0.188	
5637900	●	11/64	0.500	2.250	0.188	
5638000	●	3/16	0.500	2.250	0.188	

● Stocked ○ Available Upon Request; MOQ May Apply ▲ Globally Stocked
 Note: Other coatings available upon request.



P					M			K	N		S		H				
Steel					Stainless Steel			Cast Iron	Non-Ferrous		HRSA		Hardened Steel				
Carbon Steel			Alloy Steel	Die Steel	300	400	17-4 PH		Aluminum		Nickel Alloy	Titanium					
Low	Medium	High							6061	Casting			Inconel	6Al4V (30 HRC)	~35 HRC	35-45 HRC	45-50 HRC
1010	1035	1065	4140	4340	○	○	○	○	○	○	○	○	○	○	○	○	○
1018	1045				○	○	○	○	○	○	○	○	○	○	○	○	○

○ Good ⊙ Best




List 564

OSG COBALT HSS DOUBLE END M-DDEL, Miniature

HSS-Co	BR	2 FLUTE	30°			REG	LONG	EXTRA LONG	PACKED 1 PIECE
--------	----	---------	-----	--	--	-----	------	------------	-------------------

Cutting Diameter Tolerance	
D < Shank Dia.	+0.0011 / -0"
D = Shank Dia.	-0.0004 / -0.0015"



EDP Number		Diameter		Length of Cut	Overall Length	Shank Diameter
		D (Fractional Size)	Lc (Inch)	L (Inch)	d (Inch)	
5647200	●	1/16	0.219	2.500	0.188	
5647400	●	3/32	0.281	2.625	0.188	
5647600	●	1/8	0.750	3.125	0.188	
5647800	●	5/32	0.875	3.250	0.188	
5648000	●	3/16	1.000	3.375	0.188	

● Stocked ○ Available Upon Request; MOQ May Apply ▲ Globally Stocked
 Note: Other coatings available upon request.



ABOUT OSG

DRILLING

THREADING

MILLING

HOLDERS

INDEX

P					M			K	N		S		H			
Steel					Stainless Steel			Cast Iron	Non-Ferrous		HRSA		Hardened Steel			
Carbon Steel			Alloy Steel	Die Steel	300	400	17-4 PH		Aluminum		Nickel Alloy	Titanium	Hardened Steel			
Low	Medium	High							6061	Casting			Inconel	6Al4V (30 HRC)	~35 HRC	35-45 HRC
1010	1035	1065	4140	4340	300	400	17-4 PH	6061	7075	Casting	Inconel	6Al4V (30 HRC)	~35 HRC	35-45 HRC	45-50 HRC	50-70 HRC
○	○	○	○	○	○	○	○	○	○	○	○	○	○	○	○	○

○ Good ○ Best






List 566

OSG COBALT HSS DOUBLE END M-FDE, Miniature

HSS-Co	BR	4 FLUTE	30°		STUB	PACKED 1 PIECE
--------	----	---------	-----	--	------	-------------------

Cutting Diameter Tolerance	
D < Shank Dia.	+0.0011 / -0"
D = Shank Dia.	-0.0004 / -0.0015"



EDP Number	Diameter	Length of Cut	Overall Length	Shank Diameter	
					D (Fractional Size)
5667200	●	1/16	0.094	2.000	0.188
5667400	●	3/32	0.141	2.000	0.188
5667600	●	1/8	0.188	2.000	0.188
5667800	●	5/32	0.234	2.000	0.188
5668000	●	3/16	0.281	2.000	0.188

● Stocked ○ Available Upon Request; MOQ May Apply ▲ Globally Stocked
Note: Other coatings available upon request.



P					M			K	N		S		H				
Steel					Stainless Steel			Cast Iron	Non-Ferrous		HRSA		Hardened Steel				
Carbon Steel			Alloy Steel	Die Steel	Aluminum		Nickel Alloy		Titanium	Hardened Steel							
Low	Medium	High			6061	Casting				Inconel	6Al4V (30 HRC)	~35 HRC	35-45 HRC	45-50 HRC	50-70 HRC		
1010	1035	1065	4140	4340	300	400	17-4 PH	6061	7075								
○	○	○	○	○	○	○	○	○	○	○	○	○	○	○	○	○	○

○ Good ○ Best



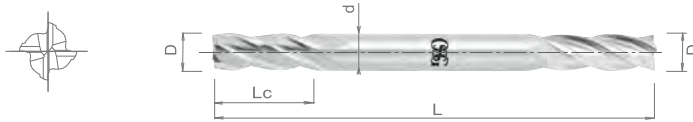


List 567

OSG COBALT HSS DOUBLE END M-FDE, Miniature

HSS-Co	BR	4 FLUTE	30°		REG	PACKED 1 PIECE
--------	----	---------	-----	--	-----	-------------------

Cutting Diameter Tolerance	
D < Shank Dia.	+0.0011 / -0"
D = Shank Dia.	-0.0004 / -0.0015"



EDP Number	Diameter	Length of Cut	Overall Length	Shank Diameter	
					D (Fractional Size)
5677200	●	1/16	0.177	2.250	0.188
5677400	●	3/32	0.267	2.250	0.188
5677600	●	1/8	0.362	2.250	0.188
5677800	●	5/32	0.417	2.250	0.188
5678000	●	3/16	0.480	2.250	0.188

● Stocked ○ Available Upon Request; MOQ May Apply ▲ Globally Stocked
 Note: Other coatings available upon request.



ABOUT OSG

DRILLING

THREADING

MILLING

HOLDERS

INDEX

P					M			K	N		S		H				
Steel					Stainless Steel			Cast Iron	Non-Ferrous		HRSA		Hardened Steel				
Carbon Steel			Alloy Steel	Die Steel					Aluminum		Nickel Alloy	Titanium					
Low	Medium	High							6061	Casting			Inconel	6Al4V (30 HRC)	~35 HRC	35-45 HRC	45-50 HRC
1010	1035	1065	4140	4340	300	400	17-4 PH	6061	7075								
○	○	○	○	○	○	○	○	○	○	○	○	○	○	○	○	○	○

○ Good ○ Best





Double End

Cobalt High Speed Steel

ABOUT OSG

DRILLING

THREADING

MILLING

HOLDERS


INDEX

List 568

OSG COBALT HSS DOUBLE END M-FDEL, Miniature

HSS-Co	BR	4 FLUTE	30°			REG	LONG	EXTRA LONG	PACKED 1 PIECE
--------	----	---------	-----	--	--	-----	------	------------	-------------------

Cutting Diameter Tolerance	
D < Shank Dia.	+0.0011 / -0"
D = Shank Dia.	-0.0004 / -0.0015"



EDP Number		Diameter		Length of Cut	Overall Length	Shank Diameter
		D (Fractional Size)	Lc (Inch)	L (Inch)	d (Inch)	
5687200	●	1/16	0.220	2.500	0.188	
5687400	●	3/32	0.279	2.625	0.188	
5687600	●	1/8	0.732	3.125	0.188	
5687800	●	5/32	0.854	3.250	0.188	
5688000	●	3/16	0.980	3.375	0.188	

● Stocked ○ Available Upon Request; MOQ May Apply ▲ Globally Stocked
 Note: Other coatings available upon request.



P					M			K	N		S		H			
Steel					Stainless Steel			Cast Iron	Non-Ferrous		HRSA		Hardened Steel			
Carbon Steel			Alloy Steel	Die Steel	300	400	17-4 PH		Aluminum		Nickel Alloy	Titanium				
Low	Medium	High							6061	Casting			Inconel	6Al4V (30 HRC)	~35 HRC	35-45 HRC
1010	1035	1065	4140	4340				6061	7075							
○	○	○	○	○	○	○	○	○	○	○	○	○	○	○	○	○

○ Good ○ Best





List 8210

A BRAND AE-CR-VMS



SPEED FEED
1425-1426

CARBIDE

DUARISE

4 FLUTE

37-40°




SHRINK FIT

STUB

REG

PACKED
1 PIECE



Cutting Diameter Tolerance	
3/16" ≤ D ≤ 7/16"	+0 / -0.0008"
1/2" ≤ D ≤ 1"	+0 / -0.0012"

Radius Tolerance	
0.015 ≤ R ≤ 0.125	+/- 0.0008"

EDP Number	Dia. D (Fractional Size)	Corner Radius R (inch)	Length of Cut Lc (inch)	Overall Length L (inch)	Shank Dia. d (inch)
82100021	3/16	0.015	0.438	2.000	0.188
82100221	3/16	0.030	0.438	2.000	0.188
82100421	1/4	0.015	0.438	2.500	0.250
82100621	1/4	0.030	0.438	2.500	0.250
82100821	5/16	0.015	0.813	2.500	0.313
82101021	5/16	0.030	0.813	2.500	0.313
82101221	3/8	0.015	0.500	2.500	0.375
82101421	3/8	0.030	0.500	2.500	0.375
82101621	3/8	0.045	0.500	2.500	0.375
82101821	3/8	0.060	0.500	2.500	0.375
82102021	3/8	0.015	0.875	2.500	0.375
82102221	3/8	0.030	0.875	2.500	0.375
82102421	3/8	0.045	0.875	2.500	0.375
82102621	3/8	0.060	0.875	2.500	0.375
82102821	7/16	0.015	1.000	2.750	0.438
82103021	7/16	0.030	1.000	2.750	0.438
82103221	1/2	0.015	0.625	2.500	0.500
82103421	1/2	0.030	0.625	2.500	0.500
82103621	1/2	0.045	0.625	2.500	0.500
82103821	1/2	0.060	0.625	2.500	0.500
82104021	1/2	0.090	0.625	2.500	0.500
82104221	1/2	0.015	1.000	3.000	0.500
82104421	1/2	0.030	1.000	3.000	0.500
82104621	1/2	0.045	1.000	3.000	0.500
82104821	1/2	0.060	1.000	3.000	0.500
82105021	1/2	0.090	1.000	3.000	0.500

EDP Number	Dia. D (Fractional Size)	Corner Radius R (inch)	Length of Cut Lc (inch)	Overall Length L (inch)	Shank Dia. d (inch)
82105221	1/2	0.015	1.250	3.500	0.500
82105421	1/2	0.030	1.250	3.500	0.500
82105621	1/2	0.045	1.250	3.500	0.500
82105821	1/2	0.060	1.250	3.500	0.500
82106021	1/2	0.090	1.250	3.500	0.500
82106221	5/8	0.030	0.750	3.000	0.625
82106421	5/8	0.060	0.750	3.000	0.625
82106621	5/8	0.090	0.750	3.000	0.625
82106821	5/8	0.125	0.750	3.000	0.625
82107021	5/8	0.030	1.250	3.500	0.625
82107221	5/8	0.060	1.250	3.500	0.625
82107421	5/8	0.090	1.250	3.500	0.625
82107621	5/8	0.125	1.250	3.500	0.625
82107821	3/4	0.030	0.875	3.500	0.750
82108021	3/4	0.060	0.875	3.500	0.750
82108221	3/4	0.090	0.875	3.500	0.750
82108421	3/4	0.125	0.875	3.500	0.750
82108621	3/4	0.030	1.500	4.000	0.750
82108821	3/4	0.060	1.500	4.000	0.750
82109021	3/4	0.090	1.500	4.000	0.750
82109221	3/4	0.125	1.500	4.000	0.750
82109421	1	0.030	1.500	4.000	1.000
82109621	1	0.060	1.500	4.000	1.000
82109821	1	0.090	1.500	4.000	1.000
82109921	1	0.125	1.500	4.000	1.000

● Stocked ○ Available Upon Request; MOQ May Apply
▲ Globally Stocked



● Stocked ○ Available Upon Request; MOQ May Apply
▲ Globally Stocked



P					M			K	N		S		H					
Steel					Stainless Steel			Cast Iron	Non-Ferrous		HRSA		Hardened Steel					
Carbon Steel			Alloy Steel	Die Steel	300	400	17-4 PH		Aluminum		Nickel Alloy	Titanium	Hardened Steel					
Low	Medium	High							6061	7075			Casting	Inconel	6Al4V (30 HRC)	~35 HRC	35-45 HRC	45-50 HRC
1010	1035	1045	1065	4140	4340	○	○	○	○	○	○	○	○	○	○	○	○	○
○	○	○	○	○	○	○	○	○	○	○	○	○	○	○	○	○	○	○

○ Good ○ Best





A Brand AE-CR-VMS

Advanced Performance Anti-Vibration Carbide End Mills

ABOUT OSG

DRILLING

THREADING

MILLING

HOLDERS

INDEX

List 8215

A BRAND AE-CR-VMS



SPEED FEED
1425-1426

CARBIDE

DUARISE

4 FLUTE


37-40°



SHRINK FIT

REG

PACKED
1 PIECE

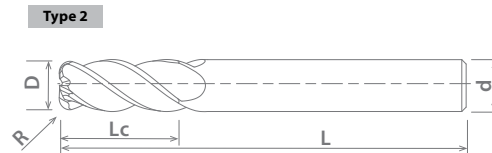
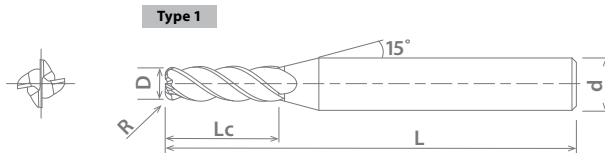


Cutting Diameter Tolerance	
3mm ≤ D ≤ 12mm	+0 / -0.020mm

Radius Tolerance	
0.2 ≤ R ≤ 3	+/- 0.020mm

EDP Number		Diameter		Corner Radius	Length of Cut	Overall Length	Shank Diameter	Type
		D (mm)	R (mm)	R (mm)	Lc (mm)	L (mm)	d (mm)	
8556050	●	3.00	0.20		8.00	60.00	6.00	1
8556060	●	3.00	0.50		8.00	60.00	6.00	1
8556070	●	4.00	0.20		11.00	60.00	6.00	1
8556080	●	4.00	0.50		11.00	60.00	6.00	1
8556090	●	4.00	1.00		11.00	60.00	6.00	1
8556100	●	5.00	0.20		13.00	60.00	6.00	1
8556110	●	5.00	0.50		13.00	60.00	6.00	1
8556120	●	5.00	1.00		13.00	60.00	6.00	1
8556130	●	6.00	0.30		13.00	60.00	6.00	2
8556140	●	6.00	0.50		13.00	60.00	6.00	2
8556150	●	6.00	1.00		13.00	60.00	6.00	2
8556160	●	8.00	0.30		19.00	70.00	8.00	2
8556170	●	8.00	0.50		19.00	70.00	8.00	2
8556180	●	8.00	1.00		19.00	70.00	8.00	2
8556190	●	8.00	1.50		19.00	70.00	8.00	2
8556200	●	8.00	2.00		19.00	70.00	8.00	2
8556210	●	10.00	0.30		22.00	80.00	10.00	2
8556220	●	10.00	0.50		22.00	80.00	10.00	2
8556230	●	10.00	1.00		22.00	80.00	10.00	2
8556240	●	10.00	1.50		22.00	80.00	10.00	2
8556250	●	10.00	2.00		22.00	80.00	10.00	2
8556260	●	10.00	3.00		22.00	80.00	10.00	2
8556270	●	12.00	0.50		26.00	90.00	12.00	2
8556280	●	12.00	1.00		26.00	90.00	12.00	2
8556290	●	12.00	1.50		26.00	90.00	12.00	2
8556300	●	12.00	2.00		26.00	90.00	12.00	2
8556310	●	12.00	3.00		26.00	90.00	12.00	2

● Stocked ○ Available Upon Request; MOQ May Apply ▲ Globally Stocked



P					M			K	N		S		H				
Steel					Stainless Steel			Cast Iron	Non-Ferrous		HRSA		Hardened Steel				
Carbon Steel			Alloy Steel	Die Steel	300	400	17-4 PH		Aluminum		Nickel Alloy	Titanium					
Low	Medium	High							6061	Casting			Inconel	6Al4V (30 HRC)	~35 HRC	35-45 HRC	45-50 HRC
1010	1035	1065	4140	4340				6061	7075								
○	○	○	○	○	○	○	○	○	○	○	○	○	○	○	○	○	○

○ Good ○ Best





List 8220

A BRAND AE-LN-CR-VMS, Long Neck, Long Reach



SPEED FEED
1427

CARBIDE

DUARISE

4 FLUTE

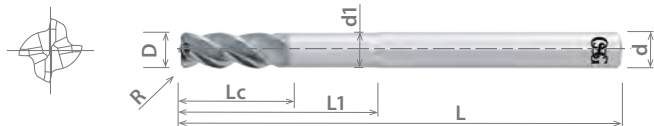
37-40°



SHRINK FIT

STUB

PACKED
1 PIECE



Cutting Diameter Tolerance	
1/4" ≤ D ≤ 7/16"	+0 / -0.0008"
1/2" ≤ D ≤ 1"	+0 / -0.0012"

Radius Tolerance	
0.015 ≤ R ≤ 0.125	+/- 0.0008"

EDP Number		Diameter	Corner Radius	Length of Cut	Neck Length	Neck Diameter	Overall Length	Shank Diameter
		D (Fractional Size)	R (Inch)	Lc (Inch)	L1 (Inch)	d1 (Inch)	L (Inch)	d (Inch)
82200021	●	1/4	0.015	0.375	1.250	0.235	4.000	0.250
82200221	●	1/4	0.030	0.375	1.250	0.235	4.000	0.250
82200421	●	1/4	0.060	0.375	1.250	0.235	4.000	0.250
82200621	●	5/16	0.015	0.438	1.562	0.295	4.000	0.313
82200821	●	5/16	0.030	0.438	1.562	0.295	4.000	0.313
82201021	●	3/8	0.015	0.500	1.875	0.353	4.000	0.375
82201221	●	3/8	0.030	0.500	1.875	0.353	4.000	0.375
82201421	●	3/8	0.045	0.500	1.875	0.353	4.000	0.375
82201621	●	3/8	0.060	0.500	1.875	0.353	4.000	0.375
82201821	●	7/16	0.015	0.547	1.968	0.400	4.000	0.438
82202021	●	7/16	0.030	0.547	1.968	0.400	4.000	0.438
82202221	●	1/2	0.015	0.625	2.250	0.470	4.000	0.500
82202421	●	1/2	0.030	0.625	2.250	0.470	4.000	0.500
82202621	●	1/2	0.045	0.625	2.250	0.470	4.000	0.500
82202821	●	1/2	0.060	0.625	2.250	0.470	4.000	0.500
82203021	●	1/2	0.090	0.625	2.250	0.470	4.000	0.500
82203221	●	5/8	0.030	0.780	2.250	0.588	4.125	0.625
82203421	●	5/8	0.060	0.780	2.250	0.588	4.125	0.625
82203621	●	5/8	0.090	0.780	2.250	0.588	4.125	0.625
82203821	●	5/8	0.125	0.780	2.250	0.588	4.125	0.625
82204021	●	3/4	0.030	1.000	3.250	0.705	5.250	0.750
82204221	●	3/4	0.060	1.000	3.250	0.705	5.250	0.750
82204421	●	3/4	0.090	1.000	3.250	0.705	5.250	0.750
82204621	●	3/4	0.125	1.000	3.250	0.705	5.250	0.750
82204821	●	1	0.030	1.125	3.250	0.940	5.500	1.000
82205021	●	1	0.060	1.125	3.250	0.940	5.500	1.000
82205221	●	1	0.090	1.125	3.250	0.940	5.500	1.000
82205421	●	1	0.125	1.125	3.250	0.940	5.500	1.000

● Stocked ○ Available Upon Request; MOQ May Apply ▲ Globally Stocked



P					M			K	N		S		H			
Steel					Stainless Steel			Cast Iron	Non-Ferrous		HRSA		Hardened Steel			
Carbon Steel			Alloy Steel	Die Steel					Aluminum		Nickel Alloy	Titanium				
Low	Medium	High			300	400	17-4 PH		6061	Casting			Inconel	6Al4V	~35 HRC	35-45 HRC
1010	1035	1065	4140	4340	300	400	17-4 PH	6061	7075	Casting	Inconel	6Al4V (30 HRC)	~35 HRC	35-45 HRC	45-50 HRC	50-70 HRC
○	○	○	○	○	○	○	○	○	○	○	○	○	○	○	○	○

○ Good ○ Best





A Brand AE-CR-VML

Advanced Performance Anti-Vibration Carbide End Mills

ABOUT OSG

DRILLING

THREADING

MILLING

HOLDERS

INDEX

List 8271

A BRAND AE-CR-VML



NEW

SPEED FEED
1340-1343

CARBIDE

DUARISE

4 FLUTE

42-44°




SHRINK FIT

REG

LONG

PACKED
1 PIECE

Cutting Diameter Tolerance	
1/4" ≤ D ≤ 1/2"	+0 / -0.0008"



EDP Number		Diameter		Corner Radius	Length of Cut	Overall Length	Shank Diameter
		D (Fractional Size)	R (Inch)	Lc (Inch)	L (Inch)	d (Inch)	
82710021	●	1/4	0.015	0.750	2.750	0.250	
82710121	●	1/4	0.030	0.750	2.750	0.250	
82711221	●	1/4	0.015	1.000	2.750	0.250	
82711321	●	1/4	0.030	1.000	2.750	0.250	
82710221	●	5/16	0.015	0.938	3.500	0.313	
82710321	▲	5/16	0.030	0.938	3.500	0.313	
82711421	●	5/16	0.015	1.250	3.500	0.313	
82711521	▲	5/16	0.030	1.250	3.500	0.313	
82710421	●	3/8	0.015	1.125	3.750	0.375	
82710521	●	3/8	0.030	1.125	3.750	0.375	
82710621	▲	3/8	0.060	1.125	3.750	0.375	
82711621	●	3/8	0.015	1.500	4.000	0.375	
82711721	●	3/8	0.030	1.500	4.000	0.375	
82711821	▲	3/8	0.060	1.500	4.000	0.375	
82710721	●	1/2	0.015	1.500	4.000	0.500	
82710821	●	1/2	0.030	1.500	4.000	0.500	
82710921	▲	1/2	0.045	1.500	4.000	0.500	
82711021	●	1/2	0.060	1.500	4.000	0.500	
82711121	▲	1/2	0.090	1.500	4.000	0.500	
82711921	●	1/2	0.015	2.000	4.500	0.500	
82712021	●	1/2	0.030	2.000	4.500	0.500	
82712121	▲	1/2	0.045	2.000	4.500	0.500	
82712221	●	1/2	0.060	2.000	4.500	0.500	
82712321	●	1/2	0.090	2.000	4.500	0.500	

● Stocked ○ Available Upon Request; MOQ May Apply ▲ Globally Stocked



P					M			K	N		S		H			
Steel					Stainless Steel			Cast Iron	Non-Ferrous		HRSA		Hardened Steel			
Carbon Steel			Alloy Steel	Die Steel	Aluminum		Nickel Alloy		Titanium							
Low	Medium	High			6061	Casting				Inconel	6Al4V (30 HRC)	~35 HRC	35-45 HRC	45-50 HRC	50-70 HRC	
1010	1035	1065	4140	4340	300	400	17-4 PH	6061	7075	Casting	Inconel	6Al4V (30 HRC)	~35 HRC	35-45 HRC	45-50 HRC	50-70 HRC
○	○	○	○	○	○	○	○	○	○	○	○	○	○	○	○	○

○ Good ○ Best





List 8277

A BRAND AE-CR-VML



NEW

SPEED FEED
1340-1343

CARBIDE

DUARISE

4 FLUTE


42-44°

SHRINK FIT

LONG

PACKED 1 PIECE

Cutting Diameter Tolerance	
6mm ≤ D ≤ 12mm	+0 / -0.020mm



EDP Number		Diameter		Corner Radius	Length of Cut	Overall Length	Shank Diameter
		D (mm)	R (mm)	R (mm)	Lc (mm)	L (mm)	d (mm)
8556336	●	6.00	0.30	19.00	70.00	6.00	
8556337	●	6.00	0.50	19.00	70.00	6.00	
8556338	●	6.00	1.00	19.00	70.00	6.00	
8556355	●	6.00	0.30	24.00	70.00	6.00	
8556356	●	6.00	0.50	24.00	70.00	6.00	
8556357	●	6.00	1.00	24.00	70.00	6.00	
8556339	▲	8.00	0.30	25.00	80.00	8.00	
8556340	▲	8.00	0.50	25.00	80.00	8.00	
8556341	●	8.00	1.00	25.00	80.00	8.00	
8556342	▲	8.00	1.50	25.00	80.00	8.00	
8556343	●	8.00	2.00	25.00	80.00	8.00	
8556358	▲	8.00	0.30	32.00	90.00	8.00	
8556359	▲	8.00	0.50	32.00	90.00	8.00	
8556360	●	8.00	1.00	32.00	90.00	8.00	
8556361	▲	8.00	1.50	32.00	90.00	8.00	
8556362	●	8.00	2.00	32.00	90.00	8.00	
8556344	▲	10.00	0.30	31.00	90.00	10.00	
8556345	▲	10.00	0.50	31.00	90.00	10.00	
8556346	●	10.00	1.00	31.00	90.00	10.00	
8556347	▲	10.00	1.50	31.00	90.00	10.00	
8556348	▲	10.00	2.00	31.00	90.00	10.00	
8556349	●	10.00	3.00	31.00	90.00	10.00	
8556363	▲	10.00	0.30	40.00	100.00	10.00	
8556364	▲	10.00	0.50	40.00	100.00	10.00	
8556365	●	10.00	1.00	40.00	100.00	10.00	
8556366	▲	10.00	1.50	40.00	100.00	10.00	
8556367	▲	10.00	2.00	40.00	100.00	10.00	
8556368	●	10.00	3.00	40.00	100.00	10.00	
8556350	●	12.00	0.50	38.00	100.00	12.00	
8556351	▲	12.00	1.00	38.00	100.00	12.00	
8556352	▲	12.00	1.50	38.00	100.00	12.00	
8556353	▲	12.00	2.00	38.00	100.00	12.00	
8556354	●	12.00	3.00	38.00	100.00	12.00	
8556369	●	12.00	0.50	48.00	110.00	12.00	
8556370	▲	12.00	1.00	48.00	110.00	12.00	
8556371	▲	12.00	1.50	48.00	110.00	12.00	
8556372	▲	12.00	2.00	48.00	110.00	12.00	
8556373	●	12.00	3.00	48.00	110.00	12.00	

● Stocked ○ Available Upon Request; MOQ May Apply ▲ Globally Stocked



P					M			K	N		S		H			
Steel					Stainless Steel			Cast Iron	Non-Ferrous		HRSA		Hardened Steel			
Carbon Steel			Alloy Steel	Die Steel	300	400	17-4 PH		Aluminum		Nickel Alloy	Titanium				
Low	Medium	High							6061	Casting			Inconel	6Al4V (30 HRC)	~35 HRC	35-45 HRC
1010	1035	1065	4140	4340	300	400	17-4 PH	6061	7075	Casting	Inconel	6Al4V (30 HRC)	~35 HRC	35-45 HRC	45-50 HRC	50-70 HRC
○	○	○	○	○	○	○	○	○	○	○	○	○	○	○	○	○

○ Good ○ Best





A Brand AE-CR-VMFE

Advanced Performance Anti-Vibration Reduced Shank Carbide End Mills

ABOUT OSG

DRILLING

THREADING

MILLING

HOLDERS

INDEX

List 8246

A BRAND AE-CR-VMFE



NEW	SPEED FEED 1344	CARBIDE	DUARISE	4 FLUTE	40-44°	SHRINK FIT	REG	PACKED 1 PIECE
------------	---------------------------	----------------	----------------	----------------	---------------	-------------------	------------	--------------------------

Cutting Diameter Tolerance	
6mm ≤ D ≤ 12mm	+0 / -0.020mm



EDP Number		Diameter		Corner Radius	Length of Cut	Overall Length	Shank Diameter
		D (mm)	R (mm)	R (mm)	Lc (mm)	L (mm)	d (mm)
8549945	▲	6.00	0.50	0.50	15.00	100.00	4.00
8549955	▲	8.00	0.50	0.50	20.00	110.00	6.00
8549965	▲	10.00	0.50	0.50	25.00	130.00	8.00
8549966	▲	10.00	1.00	1.00	25.00	130.00	8.00
8549975	▲	12.00	0.50	0.50	30.00	150.00	10.00
8549976	▲	12.00	1.00	1.00	30.00	150.00	10.00

● Stocked ○ Available Upon Request; MOQ May Apply ▲ Globally Stocked
 Note: The radius chamfering is not a full radius since it is for preventing streaks during step milling.



P					M			K	N		S		H			
Steel					Stainless Steel			Cast Iron	Non-Ferrous		HRSA		Hardened Steel			
Carbon Steel			Alloy Steel	Die Steel	Aluminum		Nickel Alloy		Titanium	Hardened Steel						
Low	Medium	High			6061	Casting				Inconel	6Al4V (30 HRC)	~35 HRC	35-45 HRC	45-50 HRC	50-70 HRC	
1010	1035	1065	4140	Die Steel	300	400	17-4 PH	Cast Iron	6061	Casting	Inconel	6Al4V (30 HRC)	~35 HRC	35-45 HRC	45-50 HRC	50-70 HRC
1018	1045	1065	4340		300	400	17-4 PH		6061	7075	Casting	Inconel	6Al4V (30 HRC)	~35 HRC	35-45 HRC	45-50 HRC

○ Good ○ Best





List 8470

A BRAND AE-CR-MS-H



NEW

SPEED FEED
1348-1349

CARBIDE
DUOREY

43°

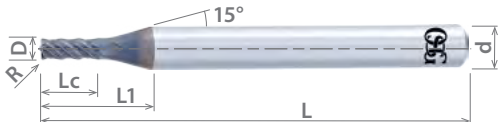


SHRINK FIT

REG

PACKED
1 PIECE

Cutting Diameter Tolerance	
1/4" ≤ D ≤ 1/2"	+0 / -0.0008"



EDP Number	Diameter	Corner Radius	Length of Cut	Neck Length	Overall Length	Shank Diameter	Number of Flutes	Type	Center Cutting	
										D (Fractional Size)
84700023	●	1/16	0.010	0.156	0.600	2.500	0.250	4	1	-
84700123	●	5/64	0.010	0.195	0.646	2.500	0.250	4	1	-
84700223	●	3/32	0.010	0.234	0.698	2.500	0.250	4	1	-
84700323	●	7/64	0.010	0.273	0.668	2.500	0.250	4	1	-
84700423	●	1/8	0.010	0.313	0.686	2.500	0.250	4	1	-
84700523	●	1/8	0.020	0.313	0.686	2.500	0.250	4	1	●
84700623	○	1/8	0.030	0.313	0.686	2.500	0.250	4	1	●
84700723	●	5/32	0.020	0.391	0.825	2.500	0.250	4	1	●
84700823	○	5/32	0.030	0.391	0.825	2.500	0.250	4	1	●
84700923	●	3/16	0.010	0.469	0.767	2.500	0.250	4	1	●
84701023	●	3/16	0.020	0.469	0.767	2.500	0.250	4	1	●
84701123	○	3/16	0.030	0.469	0.767	2.500	0.250	4	1	●
84701223	●	7/32	0.020	0.547	0.871	2.500	0.250	4	1	●
84701323	●	1/4	0.010	0.625	-	2.500	0.250	6	2	●
84701423	●	1/4	0.020	0.625	-	2.500	0.250	6	2	●
84701523	○	1/4	0.030	0.625	-	2.500	0.250	6	2	●
84701623	○	9/32	0.020	0.703	1.033	2.500	0.313	6	1	●
84701723	●	5/16	0.020	0.781	-	2.750	0.313	6	2	●
84701823	●	3/8	0.020	0.938	-	3.000	0.375	6	2	●
84701923	●	3/8	0.030	0.938	-	3.000	0.375	6	2	●
84702023	○	3/8	0.060	0.938	-	3.000	0.375	6	2	●
84702123	●	7/16	0.030	1.094	-	3.000	0.438	6	2	●
84702223	●	1/2	0.020	1.250	-	3.500	0.500	6	2	●
84702323	●	1/2	0.030	1.250	-	3.500	0.500	6	2	●
84702423	○	1/2	0.060	1.250	-	3.500	0.500	6	2	●
84702523	●	5/8	0.030	1.563	-	4.000	0.625	6	2	●
84702623	●	5/8	0.060	1.563	-	4.000	0.625	6	2	●
84702723	●	3/4	0.030	1.875	-	4.250	0.750	6	2	●
84702823	○	3/4	0.060	1.875	-	4.250	0.750	6	2	●
84702923	○	1	0.060	2.500	-	4.500	1.000	8	2	-
84703023	○	1	0.090	2.500	-	4.500	1.000	8	2	-

● Stocked ○ Available Upon Request; MOQ May Apply ▲ Globally Stocked



ABOUT OSG

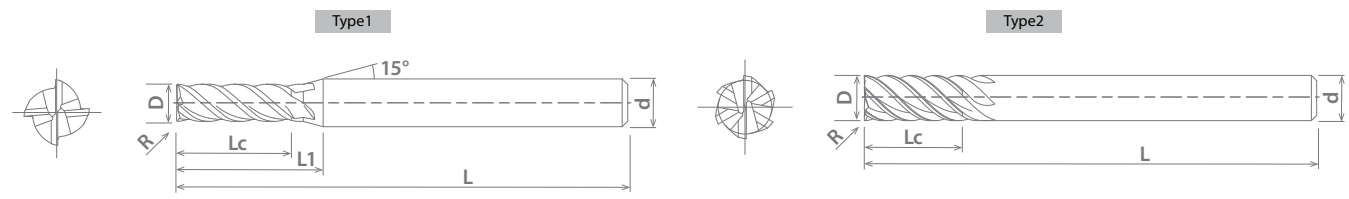
DRILLING

THREADING

MILLING

HOLDERS

INDEX



P					M			K	N		S		H				
Steel					Stainless Steel			Cast Iron	Non-Ferrous		HRSA		Hardened Steel				
Carbon Steel			Alloy Steel	Die Steel	Aluminum		Nickel Alloy		Titanium	Hardened Steel							
Low	Medium	High			6061	7075				Casting	Inconel	6Al4V (30 HRC)	~35 HRC	35-45 HRC	45-50 HRC	50-70 HRC	
1010	1035	1045	1065	4140	4340	300	400	17-4 PH	6061	7075	Casting	Inconel	6Al4V (30 HRC)	~35 HRC	35-45 HRC	45-50 HRC	50-70 HRC
○	○	○	○	○	○	○	○	○	○	○	○	○	○	○	○	○	○

○ Good ⊗ Best





A Brand AE-CR-MS-H

Advanced Performance Carbide End Mills with DUREY Coating

ABOUT OSG

DRILLING

THREADING

MILLING

HOLDERS

INDEX

List 8570

A BRAND AE-CR-MS-H



NEW

SPEED FEED
1348-1349

CARBIDE

DUREY

43°

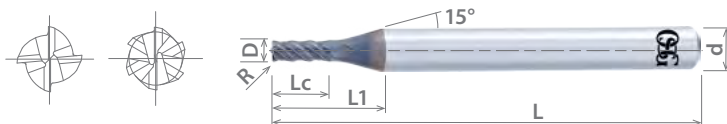


SHRINK
FIT

REG

PACKED
1 PIECE

Cutting Diameter Tolerance	
3mm ≤ D ≤ 12mm	+0 / -0.020mm



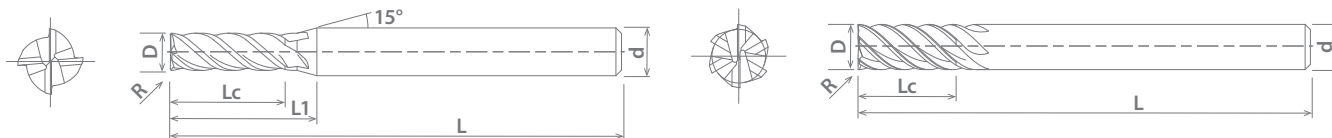
EDP Number	Diameter	Corner Radius	Length of Cut	Neck Length	Overall Length	Shank Diameter	Number of Flutes	Type	
									D (mm)
8549842	●	3.00	0.20	7.50	15.40	60.00	6.00	4	1
8549845	▲	3.00	0.50	7.50	15.40	60.00	6.00	4	1
8549852	●	4.00	0.20	10.00	16.10	60.00	6.00	4	1
8549855	●	4.00	0.50	10.00	16.10	60.00	6.00	4	1
8549856	▲	4.00	1.00	10.00	16.10	60.00	6.00	4	1
8549862	●	5.00	0.20	12.50	16.70	60.00	6.00	4	1
8549865	▲	5.00	0.50	12.50	16.70	60.00	6.00	4	1
8549866	●	5.00	1.00	12.50	16.70	60.00	6.00	4	1
8549873	●	6.00	0.30	12.50	-	60.00	6.00	6	2
8549875	●	6.00	0.50	15.00	-	60.00	6.00	6	2
8549876	▲	6.00	1.00	15.00	-	60.00	6.00	6	2
8549883	●	8.00	0.30	20.00	-	70.00	8.00	6	2
8549885	●	8.00	0.50	20.00	-	70.00	8.00	6	2
8549886	●	8.00	1.00	20.00	-	70.00	8.00	6	2
8549887	▲	8.00	1.50	20.00	-	70.00	8.00	6	2
8549888	▲	8.00	2.00	20.00	-	70.00	8.00	6	2
8549893	●	10.00	0.30	25.00	-	80.00	10.00	6	2
8549895	●	10.00	0.50	25.00	-	80.00	10.00	6	2
8549896	●	10.00	1.00	25.00	-	80.00	10.00	6	2
8549897	▲	10.00	1.50	25.00	-	80.00	10.00	6	2
8549898	●	10.00	2.00	25.00	-	80.00	10.00	6	2
8549899	▲	10.00	3.00	25.00	-	80.00	10.00	6	2
8549903	●	12.00	0.30	30.00	-	90.00	12.00	6	2
8549905	●	12.00	0.50	30.00	-	90.00	12.00	6	2
8549906	●	12.00	1.00	30.00	-	90.00	12.00	6	2
8549907	▲	12.00	1.50	30.00	-	90.00	12.00	6	2
8549908	●	12.00	2.00	30.00	-	90.00	12.00	6	2
8549909	▲	12.00	3.00	30.00	-	90.00	12.00	6	2

● Stocked ○ Available Upon Request; MOQ May Apply ▲ Globally Stocked



Type1

Type2



P					M			K	N		S		H			
Steel					Stainless Steel			Cast Iron	Non-Ferrous		HRSA		Hardened Steel			
Carbon Steel			Alloy Steel	Die Steel					Aluminum		Nickel Alloy	Titanium				
Low	Medium	High														
1010	1035	1065	4140	Die Steel	300	400	17-4 PH	6061	Casting	Inconel	6Al4V	~35 HRC	35-45 HRC	45-50 HRC	50-70 HRC	
1018	1045		4340					7075			(30 HRC)					

○ Good ⊙ Best



A Brand AE-CPR4-H

Advanced Performance Four-Fluted Long Neck Corner Radius End Mill for Hardened Steels



List 8592

A BRAND AE-CPR4-H



NEW

SPEED FEED
1428-1430

CARBIDE

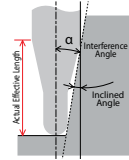
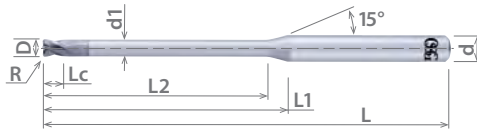
DUROREY

4 FLUTE

30°



SHANK
h4



STUB
PACKED
1 PIECE

Cutting Diameter Tolerance	
0.2mm ≤ D ≤ 0.4mm	+0 / -0.010mm
0.5mm ≤ D ≤ 4mm	+0 / -0.015mm

Radius Tolerance	
R = 0.02	+/- 0.002mm
R = 0.05	+/- 0.005mm

EDP Number	Dia.	Corner Radius	Length of Cut	Neck Length	Non-Taper Neck Length		Neck Dia.	Interference Angle	Effective Neck Length by Incline Angle					Overall Length	Shank Dia.	Center Cutting
					Lc	L2			0.5°	1.0°	1.5°	2.0°	3.0°			
D (mm)	R (mm)	Lc (mm)	L1 (mm)	L2 (mm)	d1 (mm)	α (°)		(mm)	(mm)	(mm)	(mm)	(mm)	L (mm)	d (mm)		
8557470	▲	0.20	0.02	0.15	7.70	0.50	0.18	13.88	0.53	0.57	0.61	0.65	0.73	45.00	4.00	-
8557471	▲	0.20	0.02	0.15	8.20	1.00	0.18	13.07	1.06	1.13	1.20	1.26	1.38	45.00	4.00	-
8557472	▲	0.20	0.02	0.15	8.70	1.50	0.18	12.34	1.60	1.69	1.77	1.85	2.00	45.00	4.00	-
8557473	▲	0.20	0.02	0.15	9.20	2.00	0.18	11.69	2.12	2.24	2.33	2.43	2.26	45.00	4.00	-
8557474	▲	0.20	0.05	0.15	7.70	0.50	0.18	13.93	0.53	0.56	0.60	0.64	0.72	45.00	4.00	-
8557475	▲	0.20	0.05	0.15	8.20	1.00	0.18	13.11	1.06	1.13	1.19	1.25	1.37	45.00	4.00	-
8557476	▲	0.20	0.05	0.15	8.70	1.50	0.18	12.37	1.59	1.68	1.77	1.84	1.99	45.00	4.00	-
8557477	▲	0.20	0.02	0.25	9.20	2.00	0.28	11.72	2.12	2.23	2.33	2.42	2.61	45.00	4.00	-
8557478	▲	0.30	0.02	0.25	8.00	1.00	0.28	13.02	1.06	1.13	1.20	1.26	1.38	45.00	4.00	-
8557479	▲	0.30	0.02	0.25	8.50	1.50	0.28	12.28	1.60	1.69	1.77	1.85	2.00	45.00	4.00	-
8557480	▲	0.30	0.02	0.25	9.00	2.00	0.28	11.62	2.12	2.24	2.33	2.43	2.62	45.00	4.00	-
8557481	▲	0.30	0.02	0.25	9.50	2.50	0.28	11.02	2.65	2.78	2.89	3.00	3.24	45.00	4.00	-
8557482	▲	0.30	0.02	0.25	10.00	3.00	0.28	10.48	3.18	3.32	3.45	3.58	3.87	45.00	4.00	-
8557483	▲	0.30	0.05	0.25	8.00	1.00	0.28	13.06	1.06	1.13	1.19	1.25	1.37	45.00	4.00	-
8557484	▲	0.30	0.05	0.25	8.50	1.50	0.28	12.32	1.59	1.68	1.77	1.84	1.99	45.00	4.00	-
8557485	▲	0.30	0.05	0.25	9.00	2.00	0.28	11.65	2.12	2.23	2.33	2.42	2.61	45.00	4.00	-
8557486	▲	0.30	0.05	0.25	9.50	2.50	0.28	11.05	2.65	2.78	2.89	3.00	3.24	45.00	4.00	-
8557487	▲	0.30	0.05	0.30	10.00	3.00	0.37	10.51	3.18	3.32	3.44	3.57	3.86	45.00	4.00	-
8557488	▲	0.40	0.02	0.30	8.20	1.00	0.37	12.41	1.08	1.17	1.28	1.38	1.62	45.00	4.00	-
8557489	▲	0.40	0.02	0.30	8.70	1.50	0.37	11.71	1.62	1.76	1.89	2.03	2.32	45.00	4.00	-
8557490	▲	0.40	0.02	0.30	9.20	2.00	0.37	11.09	2.16	2.33	2.50	2.67	3.00	45.00	4.00	-
8557491	▲	0.40	0.02	0.30	9.70	2.50	0.37	10.53	2.70	2.90	3.10	3.29	3.66	45.00	4.00	-
8557492	▲	0.40	0.02	0.30	10.20	3.00	0.37	10.03	3.24	3.47	3.69	3.90	4.31	45.00	4.00	-
8557493	▲	0.40	0.02	0.30	11.20	4.00	0.37	9.15	4.31	4.59	4.85	5.10	5.57	45.00	4.00	-
8557494	▲	0.40	0.05	0.30	8.20	1.00	0.37	12.45	1.08	1.17	1.27	1.37	1.60	45.00	4.00	-
8557495	▲	0.40	0.05	0.30	8.70	1.50	0.37	11.75	1.62	1.75	1.89	2.03	2.31	45.00	4.00	-
8557496	●	0.40	0.05	0.30	9.20	2.00	0.37	11.12	2.16	2.33	2.49	2.66	2.99	45.00	4.00	-
8557497	▲	0.40	0.05	0.30	9.70	2.50	0.37	10.56	2.70	2.90	3.09	3.28	3.65	45.00	4.00	-
8557498	●	0.40	0.05	0.30	10.20	3.00	0.37	10.05	3.24	3.46	3.68	3.89	4.30	45.00	4.00	-
8557499	▲	0.40	0.05	0.30	11.20	4.00	0.37	9.17	4.31	4.59	4.85	5.10	5.56	45.00	4.00	-
8557500	▲	0.40	0.10	0.30	8.20	1.00	0.37	12.51	1.07	1.16	1.26	1.36	1.58	45.00	4.00	-
8557501	●	0.40	0.10	0.30	9.20	2.00	0.37	11.18	2.16	2.32	2.48	2.65	2.98	45.00	4.00	-
8557502	▲	0.40	0.10	0.30	10.20	3.00	0.37	10.10	3.23	3.46	3.67	3.88	4.29	45.00	4.00	-
8557503	▲	0.40	0.10	0.30	11.20	4.00	0.37	9.21	4.30	4.58	4.84	5.09	5.55	45.00	4.00	-
8557504	▲	0.50	0.02	0.40	8.00	1.00	0.46	12.39	1.08	1.17	1.26	1.37	1.59	45.00	4.00	●
8557505	▲	0.50	0.02	0.40	9.00	2.00	0.46	11.04	2.16	2.32	2.48	2.64	2.97	45.00	4.00	●
8557506	▲	0.50	0.02	0.40	10.00	3.00	0.46	9.96	3.23	3.45	3.67	3.87	4.27	45.00	4.00	●
8557507	▲	0.50	0.02	0.40	11.00	4.00	0.46	9.07	4.30	4.57	4.83	5.07	5.53	45.00	4.00	●
8557508	▲	0.50	0.02	0.40	12.00	5.00	0.46	8.32	5.36	5.68	5.98	6.25	6.77	45.00	4.00	●
8557509	▲	0.50	0.02	0.40	13.00	6.00	0.46	7.69	6.42	6.79	7.11	7.41	8.02	45.00	4.00	●
8557510	●	0.50	0.05	0.40	8.00	1.00	0.46	12.43	1.08	1.16	1.26	1.36	1.58	45.00	4.00	●
8557511	●	0.50	0.05	0.40	9.00	2.00	0.46	11.08	2.15	2.31	2.47	2.64	2.96	45.00	4.00	●

● Stocked ○ Available Upon Request; MOQ May Apply ▲ Globally Stocked



CONTINUED ▶

P					M			K	N		S		H					
Steel					Stainless Steel				Cast Iron	Non-Ferrous		HRSA		Hardened Steel				
Carbon Steel			Alloy Steel	Die Steel						Aluminum		Nickel Alloy	Titanium					
Low	Medium	High						6061 7075		Inconel	6Al4V (30 HRC)			~35 HRC	35-45 HRC	45-50 HRC	50-70 HRC	
1010	1035	1065	4140															
1018	1045		4340			300	400	17-4 PH										

○ Good ⊗ Best



ABOUT OSG

DRILLING

THREADING

MILLING

HOLDERS

INDEX



A Brand AE-CPR4-H

Advanced Performance Four-Fluted Long Neck Corner Radius End Mill for Hardened Steels

List 8592 (Continued)



NEW

SPEED FEED
1428-1430

CARBIDE

DUOREY

4 FLUTE

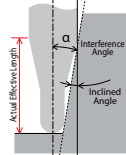
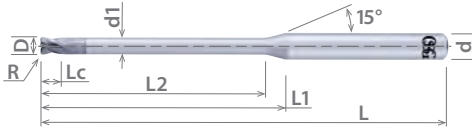
30°



SHANK
h4

STUB

PACKED
1 PIECE



Cutting Diameter Tolerance	
0.2mm ≤ D ≤ 0.4mm	+0 / -0.010mm
0.5mm ≤ D ≤ 4mm	+0 / -0.015mm

Radius Tolerance	
R = 0.02	+/- 0.002mm
R = 0.05	+/- 0.005mm

EDP Number	Dia.	Corner Radius		Length of Cut	Neck Length	Non-Taper Neck Length	Neck Dia.	Interference Angle	Effective Neck Length by Incline Angle					Overall Length	Shank Dia.	Center Cutting
		D (mm)	R (mm)	Lc (mm)	L1 (mm)	L2 (mm)	d1 (mm)	α (°)	0.5° (mm)	1.0° (mm)	1.5° (mm)	2.0° (mm)	3.0° (mm)	L (mm)	d (mm)	
8557512	0.50	0.05	0.40	10.00	3.00	0.46	9.99	9.99	3.23	3.45	3.66	3.87	4.27	45.00	4.00	●
8557513	0.50	0.05	0.40	11.00	4.00	0.46	9.09	9.09	4.30	4.57	4.82	5.07	5.52	45.00	4.00	●
8557514	0.50	0.05	0.40	12.00	5.00	0.46	8.34	8.34	5.36	5.68	5.97	6.25	6.77	45.00	4.00	●
8557515	0.50	0.05	0.40	13.00	6.00	0.46	7.71	7.71	6.42	6.79	7.11	7.41	8.01	45.00	4.00	●
8557516	0.50	0.10	0.40	8.00	1.00	0.46	12.50	12.50	1.07	1.15	1.24	1.34	1.55	45.00	4.00	●
8557517	0.50	0.10	0.40	9.00	2.00	0.46	11.13	11.13	2.15	2.31	2.46	2.62	2.95	45.00	4.00	●
8557518	0.50	0.10	0.40	10.00	3.00	0.46	10.03	10.03	3.22	3.44	3.65	3.86	4.25	45.00	4.00	●
8557519	0.50	0.10	0.40	11.00	4.00	0.46	9.13	9.13	4.29	4.56	4.82	5.06	5.51	45.00	4.00	●
8557520	0.50	0.10	0.40	12.00	5.00	0.46	8.37	8.37	5.36	5.68	5.97	6.24	6.76	45.00	4.00	●
8557521	0.50	0.10	0.40	13.00	6.00	0.46	7.73	7.73	6.42	6.78	7.10	7.40	8.00	45.00	4.00	●
8557524	0.60	0.02	0.48	12.80	6.00	0.55	7.64	7.64	6.41	6.76	7.08	7.37	7.97	45.00	4.00	●
8557522	0.60	0.10	0.48	8.80	2.00	0.55	11.08	11.08	2.14	2.29	2.45	2.60	2.92	45.00	4.00	●
8557523	0.60	0.10	0.48	10.80	4.00	0.55	9.05	9.05	4.28	4.55	4.79	5.03	5.48	45.00	4.00	●
8557525	0.70	0.02	0.55	8.60	2.00	0.65	10.90	10.90	2.15	2.31	2.46	2.62	2.94	45.00	4.00	●
8557526	0.70	0.02	0.55	10.60	4.00	0.65	8.88	8.88	4.29	4.55	4.81	5.05	5.50	45.00	4.00	●
8557527	0.70	0.02	0.55	12.60	6.00	0.65	7.48	7.48	6.41	6.77	7.09	7.38	7.98	45.00	4.00	●
8557528	0.70	0.05	0.55	8.60	2.00	0.65	10.94	10.94	2.15	2.30	2.46	2.62	2.93	45.00	4.00	●
8557529	0.70	0.05	0.55	10.60	4.00	0.65	8.90	8.90	4.28	4.55	4.80	5.04	5.49	45.00	4.00	●
8557530	0.70	0.05	0.55	12.60	6.00	0.65	7.50	7.50	6.41	6.76	7.08	7.38	7.98	45.00	4.00	●
8557531	0.70	0.10	0.55	8.60	2.00	0.65	10.99	10.99	2.14	2.29	2.45	2.60	2.92	45.00	4.00	●
8557532	0.70	0.10	0.55	10.60	4.00	0.65	8.94	8.94	4.28	4.55	4.79	5.03	5.48	45.00	4.00	●
8557533	0.70	0.10	0.55	12.60	6.00	0.65	7.53	7.53	6.41	6.76	7.08	7.37	7.97	45.00	4.00	●
8557534	0.80	0.10	0.65	10.40	4.00	0.75	8.83	8.83	4.28	4.55	4.79	5.03	5.48	45.00	4.00	●
8557535	0.80	0.10	0.65	12.40	6.00	0.75	7.41	7.41	6.41	6.76	7.08	7.37	7.97	45.00	4.00	●
8557536	0.80	0.20	0.65	10.40	4.00	0.75	8.90	8.90	4.28	4.53	4.78	5.01	5.46	45.00	4.00	●
8557537	0.80	0.20	0.65	12.40	6.00	0.75	7.47	7.47	6.40	6.75	7.06	7.36	7.94	45.00	4.00	●
8557538	0.80	0.20	0.65	14.40	8.00	0.75	6.43	6.43	8.52	8.94	9.31	9.66	10.43	45.00	4.00	●
8557539	0.90	0.10	0.70	10.20	4.00	0.85	8.71	8.71	4.28	4.55	4.79	5.03	5.48	45.00	4.00	●
8557540	0.90	0.10	0.70	14.20	8.00	0.85	6.27	6.27	8.52	8.95	9.32	9.67	10.45	45.00	4.00	●
8557541	1.00	0.05	0.80	10.00	4.00	0.94	8.57	8.57	4.28	4.54	4.78	5.02	5.46	45.00	4.00	●
8557542	1.00	0.05	0.80	12.00	6.00	0.94	7.16	7.16	6.40	6.75	7.06	7.35	7.95	45.00	4.00	●
8557543	1.00	0.05	0.80	14.00	8.00	0.94	6.14	6.14	8.51	8.93	9.30	9.65	10.43	45.00	4.00	●
8557544	1.00	0.05	0.80	16.00	10.00	0.94	5.38	5.38	10.61	11.10	11.52	11.95	12.92	45.00	4.00	●
8557545	1.00	0.05	0.80	18.00	12.00	0.94	4.78	4.78	12.71	13.26	13.74	14.25	15.41	45.00	4.00	●
8557546	1.00	0.10	0.80	10.00	4.00	0.94	8.61	8.61	4.27	4.53	4.77	5.01	5.45	45.00	4.00	●
8557547	1.00	0.10	0.80	12.00	6.00	0.94	7.18	7.18	6.39	6.74	7.05	7.34	7.93	45.00	4.00	●
8557548	1.00	0.10	0.80	14.00	8.00	0.94	6.16	6.16	8.51	8.93	9.30	9.65	10.42	45.00	4.00	●
8557549	1.00	0.10	0.80	16.00	10.00	0.94	5.39	5.39	10.61	11.10	11.52	11.95	12.91	45.00	4.00	●
8557550	1.00	0.10	0.80	18.00	12.00	0.94	4.79	4.79	12.71	13.25	13.73	14.25	15.39	45.00	4.00	●
8557551	1.00	0.20	0.80	10.00	4.00	0.94	8.69	8.69	4.27	4.52	4.76	4.99	5.42	45.00	4.00	●
8557552	1.00	0.20	0.80	12.00	6.00	0.94	7.24	7.24	6.39	6.73	7.04	7.33	7.91	45.00	4.00	●
8557553	1.00	0.20	0.80	14.00	8.00	0.94	6.20	6.20	8.50	8.92	9.29	9.63	10.40	45.00	4.00	●
8557554	1.00	0.20	0.80	16.00	10.00	0.94	5.42	5.42	10.61	11.09	11.51	11.93	12.88	45.00	4.00	●
8557555	1.00	0.20	0.80	18.00	12.00	0.94	4.82	4.82	12.70	13.24	13.72	14.23	15.37	45.00	4.00	●
8557556	1.00	0.20	0.80	22.00	16.00	0.94	3.94	3.94	16.89	17.53	18.16	18.83	20.34	55.00	4.00	●
8557557	1.00	0.20	0.80	26.00	20.00	0.94	3.33	3.33	21.05	21.81	22.59	23.43	25.32	55.00	4.00	●
8557558	1.00	0.30	0.80	10.00	4.00	0.94	8.77	8.77	4.26	4.51	4.74	4.97	5.40	45.00	4.00	●
8557559	1.00	0.30	0.80	12.00	6.00	0.94	7.30	7.30	6.38	6.72	7.03	7.31	7.89	45.00	4.00	●
8557560	1.00	0.30	0.80	14.00	8.00	0.94	6.24	6.24	8.50	8.91	9.27	9.62	10.37	45.00	4.00	●
8557561	1.00	0.30	0.80	16.00	10.00	0.94	5.46	5.46	10.60	11.08	11.50	11.92	12.86	45.00	4.00	●
8557562	1.00	0.30	0.80	18.00	12.00	0.94	4.84	4.84	12.70	13.24	13.71	14.22	15.35	45.00	4.00	●
8557563	1.20	0.20	1.00	11.60	6.00	1.14	6.98	6.98	6.39	6.73	7.04	7.33	7.91	45.00	4.00	●

● Stocked ○ Available Upon Request; MOQ May Apply ▲ Globally Stocked



A Brand AE-CPR4-H

Advanced Performance Four-Fluted Long Neck Corner Radius End Mill for Hardened Steels



List 8592 (Continued)

A BRAND AE-CPR4-H



NEW

SPEED FEED
1428-1430

CARBIDE

DUROREY

4 FLUTE

30°



SHANK
h4

STUB

PACKED
1 PIECE

EDP Number	Dia.	Corner Radius	Length of Cut	Neck Length	Non-Taper Neck Length	Neck Dia.	Interference Angle	Effective Neck Length by Incline Angle					Overall Length	Shank Dia.	Center Cutting	
								0.5° (mm)	1.0° (mm)	1.5° (mm)	2.0° (mm)	3.0° (mm)				
	D (mm)	R (mm)	Lc (mm)	L1 (mm)	L2 (mm)	d1 (mm)	α (°)					L (mm)	d (mm)			
8557564	●	1.20	0.20	1.00	13.60	8.00	1.14	5.95	8.50	8.92	9.29	9.63	10.40	45.00	4.00	●
8557565	▲	1.20	0.20	1.00	15.60	10.00	1.14	5.19	10.61	11.09	11.51	11.93	12.88	45.00	4.00	●
8557566	▲	1.20	0.30	1.00	11.60	6.00	1.14	7.04	6.38	6.72	7.03	7.31	7.89	45.00	4.00	●
8557567	▲	1.20	0.30	1.00	13.60	8.00	1.14	5.99	8.50	8.91	9.27	9.62	10.37	45.00	4.00	●
8557568	▲	1.20	0.30	1.00	15.60	10.00	1.14	5.22	10.60	11.08	11.50	11.92	12.86	45.00	4.00	●
8557569	●	1.50	0.20	1.20	11.00	6.00	1.43	6.57	6.38	6.71	7.02	7.30	7.88	45.00	4.00	●
8557570	●	1.50	0.20	1.20	13.00	8.00	1.43	5.56	8.49	8.90	9.26	9.60	10.37	45.00	4.00	●
8557571	●	1.50	0.20	1.20	15.00	10.00	1.43	4.81	10.59	11.07	11.48	11.90	12.85	45.00	4.00	●
8557572	●	1.50	0.20	1.20	17.00	12.00	1.43	4.25	12.69	13.22	13.70	14.20	15.34	45.00	4.00	●
8557573	▲	1.50	0.20	1.20	21.00	16.00	1.43	3.44	16.87	17.51	18.13	18.80	20.31	50.00	4.00	●
8557574	●	1.50	0.30	1.20	11.00	6.00	1.43	6.63	6.37	6.70	7.01	7.29	7.86	45.00	4.00	●
8557575	●	1.50	0.30	1.20	13.00	8.00	1.43	5.60	8.48	8.89	9.25	9.59	10.34	45.00	4.00	●
8557576	●	1.50	0.30	1.20	15.00	10.00	1.43	4.85	10.59	11.06	11.47	11.89	12.83	45.00	4.00	●
8557577	●	1.50	0.30	1.20	17.00	12.00	1.43	4.27	12.68	13.21	13.69	14.19	15.32	45.00	4.00	●
8557578	●	1.50	0.30	1.20	21.00	16.00	1.43	3.45	16.86	17.50	18.12	18.79	20.29	50.00	4.00	●
8557579	●	2.00	0.10	1.60	12.10	8.00	1.92	4.77	8.48	8.89	9.25	9.59	10.37	45.00	4.00	●
8557580	●	2.00	0.10	1.60	14.10	10.00	1.92	4.09	10.58	11.05	11.47	11.89	12.85	45.00	4.00	●
8557581	●	2.00	0.10	1.60	16.10	12.00	1.92	3.58	12.68	13.21	13.68	14.19	15.34	45.00	4.00	●
8557582	▲	2.00	0.10	1.60	20.10	16.00	1.92	2.87	16.85	17.49	18.12	18.79	-	60.00	4.00	●
8557583	●	2.00	0.10	1.60	24.10	20.00	1.92	2.39	21.02	21.77	22.55	23.39	-	60.00	4.00	●
8557584	●	2.00	0.10	1.60	29.10	25.00	1.92	1.98	26.20	27.12	28.09	-	-	60.00	4.00	●
8557585	●	2.00	0.20	1.60	12.10	8.00	1.92	4.81	8.48	8.88	9.24	9.58	10.34	45.00	4.00	●
8557586	●	2.00	0.20	1.60	14.10	10.00	1.92	4.12	10.58	11.05	11.46	11.88	12.83	45.00	4.00	●
8557587	▲	2.00	0.20	1.60	16.10	12.00	1.92	3.60	12.67	13.20	13.67	14.18	15.31	45.00	4.00	●
8557588	●	2.00	0.20	1.60	20.10	16.00	1.92	2.88	16.85	17.48	18.11	18.78	-	60.00	4.00	●
8557589	●	2.00	0.20	1.60	24.10	20.00	1.92	2.40	21.01	21.76	22.54	23.38	-	60.00	4.00	●
8557590	▲	2.00	0.20	1.60	29.10	25.00	1.92	1.99	26.20	27.11	28.08	-	-	60.00	4.00	●
8557591	●	2.00	0.30	1.60	12.10	8.00	1.92	4.85	8.47	8.87	9.23	9.56	10.32	45.00	4.00	●
8557592	●	2.00	0.30	1.60	14.10	10.00	1.92	4.15	10.57	11.04	11.45	11.86	12.80	45.00	4.00	●
8557593	●	2.00	0.30	1.60	16.10	12.00	1.92	3.63	12.67	13.19	13.66	14.16	15.29	45.00	4.00	●
8557594	▲	2.00	0.30	1.60	20.10	16.00	1.92	2.90	16.85	17.48	18.10	18.76	-	60.00	4.00	●
8557595	▲	2.00	0.30	1.60	24.10	20.00	1.92	2.41	21.01	21.75	22.53	23.36	-	60.00	4.00	●
8557596	●	2.00	0.50	1.60	12.10	8.00	1.92	4.93	8.46	8.85	9.20	9.54	10.27	45.00	4.00	●
8557597	▲	2.00	0.50	1.60	14.10	10.00	1.92	4.21	10.56	11.02	11.42	11.83	12.76	45.00	4.00	●
8557598	▲	2.00	0.50	1.60	16.10	12.00	1.92	3.67	12.66	13.18	13.64	14.13	15.24	45.00	4.00	●
8557599	●	2.00	0.50	1.60	20.10	16.00	1.92	2.92	16.84	17.46	18.07	18.73	-	60.00	4.00	●
8557600	▲	2.00	0.50	1.60	24.10	20.00	1.92	2.43	21.00	21.74	22.51	23.33	-	60.00	4.00	●
8557601	▲	2.00	0.50	1.60	29.10	25.00	1.92	2.01	26.19	27.09	28.05	29.08	-	60.00	4.00	●
8557602	●	2.50	0.20	2.00	13.10	10.00	2.40	3.33	10.55	11.01	11.41	11.83	12.78	55.00	4.00	●
8557603	▲	2.50	0.20	2.00	23.10	20.00	2.40	1.88	20.98	21.72	22.50	-	-	55.00	4.00	●
8557604	▲	2.50	0.50	2.00	13.10	10.00	2.40	3.40	10.54	10.98	11.38	11.79	12.71	55.00	4.00	●
8557605	▲	2.50	0.50	2.00	23.10	20.00	2.40	1.90	20.97	21.70	22.46	-	-	55.00	4.00	●
8557606	●	3.00	0.20	2.50	13.80	8.00	2.40	6.28	8.41	8.77	9.11	9.44	10.19	45.00	6.00	●
8557607	●	3.00	0.20	2.50	17.80	12.00	2.85	4.86	12.59	13.07	13.54	14.04	15.16	55.00	6.00	●
8557608	●	3.00	0.20	2.50	21.80	16.00	2.85	3.97	16.75	17.35	17.97	18.64	20.14	55.00	6.00	●
8557609	●	3.00	0.20	2.50	25.80	20.00	2.85	3.35	20.90	21.63	22.40	23.24	25.11	55.00	6.00	●
8557610	●	3.00	0.20	2.50	30.80	25.00	2.85	2.81	26.08	26.98	27.95	28.99	-	70.00	6.00	●
8557611	●	3.00	0.20	2.50	35.80	30.00	2.85	2.41	31.25	32.33	33.49	34.74	-	70.00	6.00	●

● Stocked ○ Available Upon Request; MOQ May Apply ▲ Globally Stocked



CONTINUED

P					M			K	N		S		H					
Steel					Stainless Steel			Cast Iron	Non-Ferrous		HRSA		Hardened Steel					
Carbon Steel			Alloy Steel	Die Steel	Aluminum		Nickel Alloy		Titanium									
Low	Medium	High			6061	7075				Casting	Inconel	6Al4V (30 HRC)	~35 HRC	35-45 HRC	45-50 HRC	50-70 HRC		
1010	1035	1065	4140		300	400	17-4 PH											
1018	1045		4340															

○ Good ⊙ Best



ABOUT OSG

DRILLING

THREADING

MILLING

HOLDERS

INDEX



A Brand AE-CPR4-H

Advanced Performance Four-Fluted Long Neck Corner Radius End Mill for Hardened Steels

ABOUT OSG

DRILLING

THREADING

MILLING

HOLDERS

INDEX

List 8592 (Continued)



NEW

SPEED FEED
1428-1430

CARBIDE

DUROREY

4 FLUTE

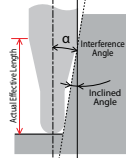
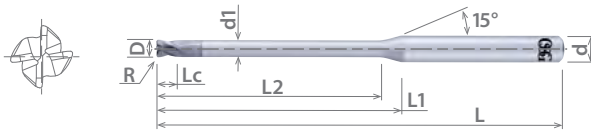
30°



SHANK
h4

A BRAND AE-CPR4-H

STUB
PACKED
1 PIECE



Cutting Diameter Tolerance	
0.2mm ≤ D ≤ 0.4mm	+0 / -0.010mm
0.5mm ≤ D ≤ 4mm	+0 / -0.015mm

Radius Tolerance	
R = 0.02	+/- 0.002mm
R = 0.05	+/- 0.005mm

EDP Number	Dia.	Corner Radius	Length of Cut	Neck Length	Non-Taper Neck Length	Neck Dia.	Interference Angle	Effective Neck Length by Incline Angle					Overall Length	Shank Dia.	Center Cutting	
								0.5°	1.0°	1.5°	2.0°	3.0°				
	D (mm)	R (mm)	Lc (mm)	L1 (mm)	L2 (mm)	d1 (mm)	α (°)	(mm)	(mm)	(mm)	(mm)	(mm)	L (mm)	d (mm)		
8557612	▲	3.00	0.20	2.50	40.80	35.00	2.85	2.12	36.41	37.68	39.03	40.49	-	70.00	6.00	●
8557613	▲	3.00	0.30	2.50	17.80	12.00	2.85	4.89	12.58	13.07	13.53	14.02	15.14	55.00	6.00	●
8557614	▲	3.00	0.30	2.50	21.80	16.00	2.85	3.99	16.75	17.34	17.96	18.62	20.11	55.00	6.00	●
8557615	▲	3.00	0.30	2.50	25.80	20.00	2.85	3.37	20.90	21.62	22.39	23.22	25.08	55.00	6.00	●
8557616	▲	3.00	0.30	2.50	30.80	25.00	2.85	2.82	26.07	26.97	27.94	28.97	-	70.00	6.00	●
8557617	▲	3.00	0.30	2.50	35.80	30.00	2.85	2.42	31.24	32.32	33.48	34.72	-	70.00	6.00	●
8557618	▲	3.00	0.30	2.50	40.80	35.00	2.85	2.12	36.41	37.67	39.02	40.47	-	70.00	6.00	●
8557619	●	3.00	0.50	2.50	17.80	12.00	2.85	4.94	12.57	13.05	13.51	13.99	15.09	55.00	6.00	●
8557620	●	3.00	0.50	2.50	21.80	16.00	2.85	4.02	16.74	17.33	17.94	18.59	20.06	55.00	6.00	●
8557621	●	3.00	0.50	2.50	25.80	20.00	2.85	3.39	20.89	21.61	22.37	23.19	25.04	55.00	6.00	●
8557622	●	3.00	0.50	2.50	30.80	25.00	2.85	2.83	26.07	26.96	27.91	28.94	-	70.00	6.00	●
8557623	▲	3.00	0.50	2.50	35.80	30.00	2.85	2.43	31.24	32.31	33.46	34.69	-	70.00	6.00	●
8557624	▲	3.00	0.50	2.50	40.80	35.00	2.85	2.13	36.40	37.66	39.00	40.44	-	70.00	6.00	●
8557625	●	4.00	0.20	3.20	20.00	16.00	3.84	2.90	16.74	17.34	17.96	18.62	-	50.00	6.00	●
8557626	●	4.00	0.20	3.20	24.00	20.00	3.84	2.41	20.89	21.62	22.39	23.22	-	60.00	6.00	●
8557627	●	4.00	0.20	3.20	29.00	25.00	3.84	2.00	26.06	26.96	27.93	-	-	60.00	6.00	●
8557628	●	4.00	0.20	3.20	34.00	30.00	3.84	1.70	31.23	32.31	33.47	-	-	75.00	6.00	●
8557629	●	4.00	0.20	3.20	44.00	40.00	3.84	1.31	41.57	43.01	-	-	-	75.00	6.00	●
8557630	●	4.00	0.30	3.20	20.00	16.00	3.84	2.92	16.74	17.33	17.95	18.61	-	50.00	6.00	●
8557631	●	4.00	0.30	3.20	24.00	20.00	3.84	2.42	20.89	21.61	22.38	23.21	-	60.00	6.00	●
8557632	●	4.00	0.30	3.20	29.00	25.00	3.84	2.00	26.06	26.96	27.92	-	-	60.00	6.00	●
8557633	●	4.00	0.30	3.20	34.00	30.00	3.84	1.71	31.23	32.31	33.46	-	-	75.00	6.00	●
8557634	●	4.00	0.30	3.20	44.00	40.00	3.84	1.32	41.56	43.00	-	-	-	75.00	6.00	●
8557635	●	4.00	0.50	3.20	20.00	16.00	3.84	2.95	16.73	17.32	17.92	18.58	-	50.00	6.00	●
8557636	●	4.00	0.50	3.20	24.00	20.00	3.84	2.44	20.88	21.59	22.36	23.18	-	60.00	6.00	●
8557637	●	4.00	0.50	3.20	29.00	25.00	3.84	2.02	26.05	26.94	27.90	28.93	-	60.00	6.00	●
8557638	●	4.00	0.50	3.20	34.00	30.00	3.84	1.72	31.22	32.29	33.44	-	-	75.00	6.00	●
8557639	▲	4.00	0.50	3.20	44.00	40.00	3.84	1.32	41.56	42.99	-	-	-	75.00	6.00	●
8557640	▲	4.00	0.50	3.20	54.00	50.00	3.84	1.08	51.89	53.69	-	-	-	90.00	6.00	●
8557641	●	4.00	1.00	3.20	20.00	16.00	3.84	3.02	16.71	17.28	17.87	18.50	19.93	50.00	6.00	●
8557642	●	4.00	1.00	3.20	24.00	20.00	3.84	2.50	20.86	21.56	22.30	23.10	-	60.00	6.00	●
8557643	●	4.00	1.00	3.20	29.00	25.00	3.84	2.05	26.04	26.91	27.85	28.85	-	60.00	6.00	●
8557644	●	4.00	1.00	3.20	34.00	30.00	3.84	1.74	31.20	32.26	33.39	-	-	75.00	6.00	●
8557645	▲	4.00	1.00	3.20	44.00	40.00	3.84	1.34	41.54	42.95	-	-	-	75.00	6.00	●

● Stocked ○ Available Upon Request; MOQ May Apply ▲ Globally Stocked



P					M			K	N		S		H						
Steel					Stainless Steel			Cast Iron	Non-Ferrous		HRSA		Hardened Steel						
Carbon Steel			Alloy Steel	Die Steel	Aluminum		Nickel Alloy		Titanium										
Low	Medium	High			300	400				17-4 PH	6061 7075	Casting	Inconel	6Al4V (30 HRC)	~35 HRC	35-45 HRC	45-50 HRC	50-70 HRC	
1010	1035	1045	1065	4140	4340														
1018																			

○ Good ⊗ Best



A Brand AE-CR-VTS-N

Advanced Performance DLC Coated End Mills for Non-Ferrous Materials



List 8870

A BRAND AE-CR-VTS-N, Reduced Neck



NEW

SPEED FEED
1351-1352

CARBIDE

DLC+GUSS

3 FLUTE

40-43°

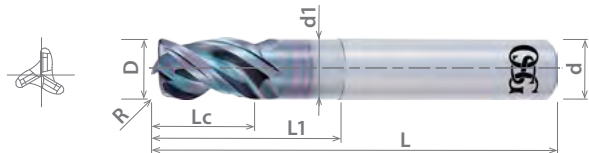


SHRINK FIT

REG

PACKED
1 PIECE

Cutting Diameter Tolerance	
1/8" ≤ D ≤ 1/2"	+0 / -0.0008"



EDP Number		Diameter		Corner Radius	Length of Cut		Neck Length	Neck Diameter	Overall Length	Shank Diameter
		D (Fractional Size)	R (Inch)	Lc (Inch)	L1 (Inch)	d1 (Inch)	L (Inch)	d (Inch)		
88700009	●	1/8	0.015	0.250	0.375	0.120	2.250	0.125		
88700109	●	3/16	0.015	0.375	0.563	0.181	2.250	0.188		
88700209	●	3/16	0.030	0.375	0.563	0.181	2.250	0.188		
88700309	●	1/4	0.015	0.500	0.750	0.242	2.500	0.250		
88700409	●	1/4	0.030	0.500	0.750	0.242	2.500	0.250		
88700509	●	5/16	0.015	0.750	0.938	0.305	3.000	0.313		
88700609	●	5/16	0.030	0.750	0.938	0.305	3.000	0.313		
88700709	●	3/8	0.015	0.875	1.125	0.367	3.000	0.375		
88700809	●	3/8	0.030	0.875	1.125	0.367	3.000	0.375		
88700909	●	3/8	0.060	0.875	1.125	0.367	3.000	0.375		
88701009	●	1/2	0.030	1.125	1.500	0.488	3.250	0.500		
88701109	●	1/2	0.060	1.125	1.500	0.488	3.250	0.500		
88701209	●	1/2	0.090	1.125	1.500	0.488	3.250	0.500		
88701309	●	1/2	0.120	1.125	1.500	0.488	3.250	0.500		

● Stocked ○ Available Upon Request; MOQ May Apply ▲ Globally Stocked



ABOUT OSG

DRILLING

THREADING

MILLING

HOLDERS

INDEX

P					M			K	N		S	H				
Steel					Stainless Steel			Cast Iron	Non-Ferrous		HRSA		Hardened Steel			
Carbon Steel			Alloy Steel	Die Steel	Aluminum		Nickel Alloy		Titanium							
Low	Medium	High			6061	7075				Casting	Inconel	6Al4V (30 HRC)	~35 HRC	35-45 HRC	45-50 HRC	50-70 HRC
1010	1035	1065	4140		300	400	17-4 PH		○	○						
1018	1045		4340													

○ Good ○ Best





A Brand AE-CR-VTS-N

Advanced Performance DLC Coated End Mills for Non-Ferrous Materials

List 8970

A BRAND AE-CR-VTS-N, Reduced Neck



NEW

SPEED FEED
1351-1352

CARBIDE

DLC+GUSS

3 FLUTE

40-43°

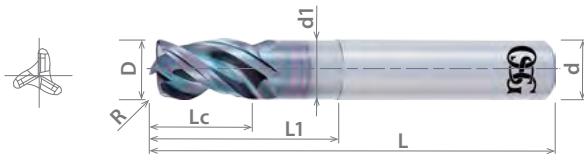


SHRINK
FIT

REG

PACKED
1 PIECE

Cutting Diameter Tolerance	
3mm ≤ D ≤ 12mm	+0 / -0.020mm

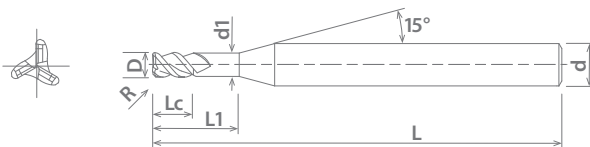


EDP Number		Diameter	Corner Radius	Length of Cut	Neck Length	Neck Diameter	Overall Length	Shank Diameter	Type
		D (mm)	R (mm)	Lc (mm)	L1 (mm)	d1 (mm)	L (mm)	d (mm)	
8557400	●	3.00	0.20	6.00	9.00	2.85	55.00	6.00	1
8557401	●	3.00	0.50	6.00	9.00	2.85	55.00	6.00	1
8557402	●	4.00	0.20	8.00	12.00	3.80	55.00	6.00	1
8557403	●	4.00	0.50	8.00	12.00	3.80	55.00	6.00	1
8557404	●	4.00	1.00	8.00	12.00	3.80	55.00	6.00	1
8557405	●	5.00	0.20	10.00	15.00	4.80	55.00	6.00	1
8557406	●	5.00	0.50	10.00	15.00	4.80	55.00	6.00	1
8557407	●	5.00	1.00	10.00	15.00	4.80	55.00	6.00	1
8557408	●	6.00	0.30	12.00	18.00	5.80	60.00	6.00	2
8557409	●	6.00	0.50	12.00	18.00	5.80	60.00	6.00	2
8557410	●	6.00	1.00	12.00	18.00	5.80	60.00	6.00	2
8557411	●	8.00	0.30	16.00	24.00	7.70	70.00	8.00	2
8557412	●	8.00	0.50	16.00	24.00	7.70	70.00	8.00	2
8557413	●	8.00	1.00	16.00	24.00	7.70	70.00	8.00	2
8557414	●	8.00	1.50	16.00	24.00	7.70	70.00	8.00	2
8557415	●	8.00	2.00	16.00	24.00	7.70	70.00	8.00	2
8557416	●	10.00	0.30	20.00	30.00	9.70	75.00	10.00	2
8557417	●	10.00	0.50	20.00	30.00	9.70	75.00	10.00	2
8557418	●	10.00	1.00	20.00	30.00	9.70	75.00	10.00	2
8557419	●	10.00	1.50	20.00	30.00	9.70	75.00	10.00	2
8557420	●	10.00	2.00	20.00	30.00	9.70	75.00	10.00	2
8557421	●	10.00	3.00	20.00	30.00	9.70	75.00	10.00	2
8557422	●	12.00	0.30	24.00	36.00	11.70	80.00	12.00	2
8557423	●	12.00	0.50	24.00	36.00	11.70	80.00	12.00	2
8557424	●	12.00	1.00	24.00	36.00	11.70	80.00	12.00	2
8557425	●	12.00	1.50	24.00	36.00	11.70	80.00	12.00	2
8557426	●	12.00	2.00	24.00	36.00	11.70	80.00	12.00	2
8557427	●	12.00	3.00	24.00	36.00	11.70	80.00	12.00	2

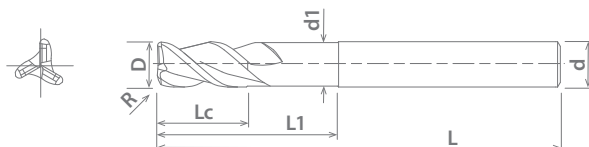
● Stocked ○ Available Upon Request; MOQ May Apply ▲ Globally Stocked



Type1



Type2



P					M			K Cast Iron	N		S		H			
Steel					Stainless Steel				Non-Ferrous		HRSA		Hardened Steel			
Carbon Steel			Alloy Steel	Die Steel					Aluminum		Nickel Alloy	Titanium				
Low	Medium	High			4140 4340		300	400	17-4 PH	6061	Casting	Inconel	6Al4V (30 HRC)	~35 HRC	35-45 HRC	45-50 HRC
1010	1035	1065	7075													

○ Good ⊗ Best

ABOUT OSG

DRILLING

THREADING

MILLING

HOLDERS

INDEX



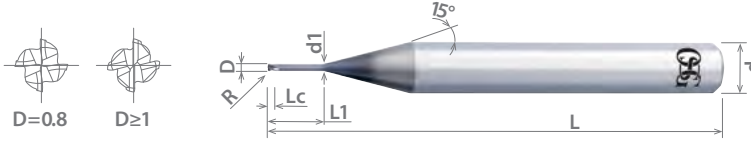
List 9592

EXOPRO® PHX-LN-CRE, Pencil Neck, Long Neck, Rib Processing

SPEED FEED 1431	CARBIDE	WXS	4 FLUTE	54°				SHANK h6	STUB	PACKED 1 PIECE
---------------------------	----------------	------------	----------------	------------	--	--	--	--------------------	-------------	--------------------------

Cutting Diameter Tolerance	
0.8mm ≤ D ≤ 3mm	+0 / -0.015mm

Radius Tolerance	
0.1 ≤ R ≤ 0.5	+/- 0.007mm



EDP Number	Diameter	Corner Radius	Length of Cut	Neck Length	Neck Diameter	Effective Neck Length by Incline Angle			Overall Length	Shank Diameter	Center Cutting
						0° (mm)	0.5° (mm)	1.0° (mm)			
3190800	● 0.80	0.10	0.32	2.00	0.72	2.00	2.16	2.32	50.00	4.00	-
3190801	● 0.80	0.10	0.32	4.00	0.72	4.00	4.29	4.57	50.00	4.00	-
3190802	● 0.80	0.10	0.32	6.00	0.72	6.00	6.42	6.78	50.00	4.00	-
3190803	● 0.80	0.10	0.32	8.00	0.72	8.00	8.54	8.97	50.00	4.00	-
3191006	● 1.00	0.10	0.40	4.00	0.93	4.00	4.29	4.56	50.00	4.00	●
3191007	● 1.00	0.10	0.40	6.00	0.93	6.00	6.41	6.77	50.00	4.00	●
3191008	● 1.00	0.10	0.40	8.00	0.93	8.00	8.53	8.96	50.00	4.00	●
3191009	● 1.00	0.10	0.40	10.00	0.93	10.00	10.63	11.13	50.00	4.00	●
3191010	● 1.00	0.10	0.40	12.00	0.93	12.00	12.73	13.29	50.00	4.00	●
3191011	● 1.00	0.20	0.40	4.00	0.93	4.00	4.29	4.56	50.00	4.00	●
3191012	● 1.00	0.20	0.40	6.00	0.93	6.00	6.41	6.77	50.00	4.00	●
3191013	● 1.00	0.20	0.40	8.00	0.93	8.00	8.53	8.96	50.00	4.00	●
3191014	● 1.00	0.20	0.40	10.00	0.93	10.00	10.63	11.13	50.00	4.00	●
3191015	● 1.00	0.20	0.40	12.00	0.93	12.00	12.73	13.29	50.00	4.00	●
3191018	● 1.00	0.30	0.40	4.00	0.93	4.00	4.29	4.56	50.00	4.00	●
3191019	● 1.00	0.30	0.40	6.00	0.93	6.00	6.41	6.77	50.00	4.00	●
3191501	● 1.50	0.10	0.60	4.00	1.41	4.00	4.29	4.56	50.00	4.00	●
3191503	● 1.50	0.10	0.60	8.00	1.41	8.00	8.53	8.96	50.00	4.00	●
3191505	● 1.50	0.10	0.60	12.00	1.41	12.00	12.73	13.29	50.00	4.00	●
3191506	● 1.50	0.20	0.60	4.00	1.41	4.00	4.29	4.56	50.00	4.00	●
3191507	● 1.50	0.20	0.60	6.00	1.41	6.00	6.41	6.77	50.00	4.00	●
3191508	● 1.50	0.20	0.60	8.00	1.41	8.00	8.53	8.96	50.00	4.00	●
3192001	● 2.00	0.10	0.80	8.00	1.89	8.00	8.53	8.96	50.00	4.00	●
3192002	● 2.00	0.10	0.80	10.00	1.89	10.00	10.63	11.13	50.00	4.00	●
3192003	● 2.00	0.10	0.80	12.00	1.89	12.00	12.73	13.29	50.00	4.00	●
3192004	● 2.00	0.10	0.80	16.00	1.89	16.00	16.92	17.57	50.00	4.00	●
3192013	● 2.00	0.30	0.80	8.00	1.89	8.00	8.53	8.96	50.00	4.00	●
3192015	● 2.00	0.30	0.80	12.00	1.89	12.00	12.73	13.29	50.00	4.00	●
3192019	● 2.00	0.50	0.80	6.00	1.89	6.00	6.41	6.77	50.00	4.00	●
3192020	● 2.00	0.50	0.80	8.00	1.89	8.00	8.53	8.96	50.00	4.00	●
3192021	● 2.00	0.50	0.80	10.00	1.89	10.00	10.63	11.13	50.00	4.00	●
3192022	● 2.00	0.50	0.80	12.00	1.89	12.00	12.73	13.29	50.00	4.00	●
3193008	● 3.00	0.30	1.20	12.00	2.85	12.00	12.73	13.29	50.00	4.00	●

● Stocked ○ Available Upon Request; MOQ May Apply ▲ Globally Stocked



P					M			K	N		S		H					
Steel					Stainless Steel			Cast Iron	Non-Ferrous		HRSA		Hardened Steel					
Carbon Steel			Alloy Steel	Die Steel	300	400	17-4 PH		Aluminum		Nickel Alloy	Titanium	~35 HRC	35-45 HRC	45-50 HRC	50-70 HRC		
Low	Medium	High							6061	7075							Casting	Inconel
1010	1018	1035	1045	1065	4140	4340												
○	○	○	○	○														

○ Good ⊗ Best





EXOPRO® PHX

Phoenix Deep Feed Radius End Mill

ABOUT OSG

DRILLING

THREADING

MILLING


HOLDERS

INDEX

List 9575

EXOPRO® PHX-DFR, Deep Feed

SPEED FEED 1432-1433	CARBIDE	WXS	3 FLUTE	55°		SHANK h6	REG	PACKED 1 PIECE
--------------------------------	----------------	------------	----------------	------------	--	--------------------	------------	--------------------------



Cutting Diameter Tolerance	
6mm ≤ D ≤ 20mm	+/- 0.010mm

Radius Tolerance	
1.5 ≤ R ≤ 3	+/- 0.030mm

EDP Number		Diameter		Corner Radius	Length of Cut	Overall Length	Shank Diameter
		D (mm)	R (mm)	R (mm)	Lc (mm)	L (mm)	d (mm)
3090512	●	6.00	1.50	1.50	12.00	80.00	6.00
3090516	●	8.00	2.00	2.00	16.00	90.00	8.00
3090520	●	10.00	2.00	2.00	20.00	100.00	10.00
3090522	●	12.00	2.00	2.00	24.00	120.00	12.00
3090526	●	16.00	3.00	3.00	32.00	130.00	16.00
3090530	●	20.00	3.00	3.00	40.00	150.00	20.00

● Stocked ○ Available Upon Request; MOQ May Apply ▲ Globally Stocked



P					M			K	N		S		H			
Steel					Stainless Steel			Cast Iron	Non-Ferrous		HRSA		Hardened Steel			
Carbon Steel			Alloy Steel	Die Steel					Aluminum		Nickel Alloy	Titanium				
Low	Medium	High			300	400	17-4 PH		6061 7075	Casting			Inconel	6Al4V (30 HRC)	~35 HRC	35-45 HRC
1010	1035	1065	4140	4340	○	○	○	○					○	○	○	○
1018	1045				○	○	○	○					○	○	○	○


○ Good ○ Best



List 9576

EXOPRO® PHX-LN-DFR, Long Neck, Deep Feed

SPEED FEED 1432-1433	CARBIDE	WXS	3 FLUTE	55°	SHANK h6	STUB	PACKED 1 PIECE
--------------------------------	----------------	------------	----------------	------------	--------------------	-------------	--------------------------



Cutting Diameter Tolerance	
4mm ≤ D ≤ 16mm	+/- 0.010mm

Radius Tolerance	
1 ≤ R ≤ 3	+/- 0.030mm

EDP Number	Diameter	Corner Radius	Length of Cut	Neck Length	Neck Diameter	Overall Length	Shank Diameter
3092041	4.00	1.00	6.00	20.00	3.80	70.00	4.00
3092042	4.00	1.00	6.00	28.00	3.80	70.00	4.00
3092061	6.00	1.50	9.00	30.00	5.80	80.00	6.00
3092062	6.00	1.50	9.00	42.00	5.80	90.00	6.00
3092063	6.00	1.50	9.00	54.00	5.80	100.00	6.00
3092081	8.00	2.00	12.00	40.00	7.70	85.00	8.00
3092082	8.00	2.00	12.00	56.00	7.70	100.00	8.00
3092083	8.00	2.00	12.00	72.00	7.70	120.00	8.00
3092101	10.00	2.00	15.00	50.00	9.70	100.00	10.00
3092102	10.00	2.00	15.00	70.00	9.70	120.00	10.00
3092103	10.00	2.00	15.00	90.00	9.70	140.00	10.00
3092121	12.00	2.00	18.00	60.00	11.70	110.00	12.00
3092122	12.00	2.00	18.00	84.00	11.70	135.00	12.00
3092123	12.00	2.00	18.00	108.00	11.70	160.00	12.00
3092161	16.00	3.00	24.00	80.00	15.50	140.00	16.00
3092162	16.00	3.00	24.00	120.00	15.50	175.00	16.00

● Stocked ○ Available Upon Request; MOQ May Apply ▲ Globally Stocked



ABOUT OSG

DRILLING

THREADING

MILLING

HOLDERS

INDEX

P					M			K	N		S		H				
Steel					Stainless Steel			Cast Iron	Non-Ferrous		HRSA		Hardened Steel				
Carbon Steel			Alloy Steel	Die Steel	Aluminum		Nickel Alloy		Titanium	Hardened Steel							
Low	Medium	High			6061	Casting				Inconel	6Al4V (30 HRC)	~35 HRC	35-45 HRC	45-50 HRC	50-70 HRC		
1010	1035	1065	4140	4340	300	400	17-4 PH	6061	7075								
○	○	○	○	○	○	○	○						○	○	○	○	○

○ Good ○ Best





List 9580

EXOPRO[®] PHX-PC-DFR, Pencil Neck, Deep Feed

SPEED FEED 1432-1433	CARBIDE	WXS	3 FLUTE	55°		SHANK h6	STUB	PACKED 1 PIECE
--------------------------------	----------------	------------	----------------	------------	--	--------------------	-------------	--------------------------

Cutting Diameter Tolerance	
2mm ≤ D ≤ 12mm	+0 / -0.015mm

Radius Tolerance	
0.5 ≤ R ≤ 2	+/- 0.030mm



EDP Number		Diameter		Corner Radius	Length of Cut	Neck Length	Neck Diameter Min	Neck Diameter Max	Effective Draft Angle	Neck Draft Angle	Overall Length	Shank Diameter	Type
		D (mm)	R (mm)	Lc (mm)	L1 (mm)	d1 Min (mm)	d1 Max (mm)	α (°)	β (°)	L (mm)	d (mm)		
3097223	●	2.00	0.50	3.00	20.00	1.95	2.25	0.36	0.50	60.00	6.00	1	
3097241	●	2.00	0.50	3.00	10.00	1.95	2.19	0.59	1.00	60.00	6.00	1	
3097242	●	2.00	0.50	3.00	15.00	1.95	2.37	0.73	1.00	60.00	6.00	1	
3097243	●	2.00	0.50	3.00	20.00	1.95	2.54	0.80	1.00	60.00	6.00	1	
3097224	●	2.00	0.50	3.00	25.00	1.95	2.33	0.39	0.50	70.00	6.00	1	
3097244	●	2.00	0.50	3.00	25.00	1.95	2.72	0.84	1.00	70.00	6.00	1	
3097225	●	2.00	0.50	3.00	30.00	1.95	2.42	0.41	0.50	80.00	6.00	1	
3097226	●	2.00	0.50	3.00	35.00	1.95	2.51	0.42	0.50	80.00	6.00	1	
3097227	●	2.00	0.50	3.00	40.00	1.95	2.60	0.43	0.50	80.00	6.00	1	
3097245	●	2.00	0.50	3.00	30.00	1.95	2.89	0.87	1.00	80.00	6.00	1	
3097246	●	2.00	0.50	3.00	35.00	1.95	3.07	0.89	1.00	80.00	6.00	1	
3097247	●	2.00	0.50	3.00	40.00	1.95	3.24	0.90	1.00	80.00	6.00	1	
3097251	●	2.00	0.50	3.00	40.00	1.95	3.89	1.37	1.50	80.00	6.00	1	
3097248	●	2.00	0.50	3.00	45.00	1.95	3.42	0.91	1.00	100.00	6.00	1	
3097249	●	2.00	0.50	3.00	50.00	1.95	3.59	0.92	1.00	100.00	6.00	1	
3097262	●	2.00	0.50	3.00	60.30	1.95	6.00	2.00	2.00	100.00	6.00	2	
3097273	●	2.00	0.50	3.00	41.20	1.95	6.00	3.00	3.00	100.00	6.00	2	
3097321	●	3.00	0.80	4.50	20.00	2.90	3.17	0.25	0.50	80.00	6.00	1	
3097341	●	3.00	0.80	4.50	20.00	2.90	3.44	0.66	1.00	80.00	6.00	1	
3097342	●	3.00	0.80	4.50	25.00	2.90	3.62	0.73	1.00	80.00	6.00	1	
3097343	●	3.00	0.80	4.50	30.00	2.90	3.79	0.78	1.00	80.00	6.00	1	
3097344	●	3.00	0.80	4.50	40.00	2.90	4.14	0.83	1.00	80.00	6.00	1	
3097345	●	3.00	0.80	4.50	50.00	2.90	4.49	0.87	1.00	100.00	6.00	1	
3097346	●	3.00	0.80	4.50	60.00	2.90	4.84	0.89	1.00	100.00	6.00	1	
3097356	●	3.00	0.80	4.50	60.80	2.90	6.00	1.50	1.50	100.00	6.00	2	
3097365	●	3.00	0.80	4.50	46.50	2.90	6.00	2.00	2.00	100.00	6.00	2	
3097374	●	3.00	0.80	4.50	32.10	2.90	6.00	3.00	3.00	100.00	6.00	2	
3097421	●	4.00	1.00	6.00	25.00	3.90	4.23	0.28	0.50	80.00	6.00	1	
3097422	●	4.00	1.00	6.00	30.00	3.90	4.32	0.31	0.50	80.00	6.00	1	
3097423	●	4.00	1.00	6.00	35.00	3.90	4.41	0.34	0.50	80.00	6.00	1	
3097424	●	4.00	1.00	6.00	40.00	3.90	4.49	0.36	0.50	80.00	6.00	1	
3097425	●	4.00	1.00	6.00	45.00	3.90	4.58	0.38	0.50	80.00	6.00	1	
3097441	●	4.00	1.00	6.00	30.00	3.90	4.74	0.73	1.00	80.00	6.00	1	
3097442	●	4.00	1.00	6.00	40.00	3.90	5.09	0.80	1.00	80.00	6.00	1	
3097453	●	4.00	1.00	6.00	42.20	3.90	6.00	1.50	1.50	80.00	6.00	2	
3097461	●	4.00	1.00	6.00	32.60	3.90	6.00	2.00	2.00	80.00	6.00	2	
3097426	●	4.00	1.00	6.00	50.00	3.90	4.67	0.39	0.50	100.00	6.00	1	
3097443	●	4.00	1.00	6.00	50.00	3.90	5.44	0.84	1.00	100.00	6.00	1	
3097444	●	4.00	1.00	6.00	61.30	3.90	6.00	1.00	1.00	100.00	6.00	2	
3097472	●	4.00	1.00	6.00	42.20	3.90	8.00	3.00	3.00	100.00	8.00	2	
3097454	●	4.00	1.00	6.00	80.40	3.90	8.00	1.50	1.50	120.00	8.00	2	
3097462	●	4.00	1.00	6.00	61.30	3.90	8.00	2.00	2.00	120.00	8.00	2	
3097641	●	6.00	1.50	9.00	40.00	5.90	6.98	0.73	1.00	100.00	8.00	1	
3097642	●	6.00	1.50	9.00	50.00	5.90	7.33	0.79	1.00	100.00	8.00	1	
3097651	●	6.00	1.50	9.00	43.20	5.90	8.00	1.50	1.50	100.00	8.00	2	
3097661	●	6.00	1.50	9.00	33.60	5.90	8.00	2.00	2.00	100.00	8.00	2	
3097627	●	6.00	1.50	9.00	60.00	5.90	6.79	0.39	0.50	130.00	8.00	1	
3097643	●	6.00	1.50	9.00	62.30	5.90	8.00	1.00	1.00	130.00	8.00	2	
3097653	●	6.00	1.50	9.00	81.40	5.90	10.00	1.50	1.50	130.00	10.00	2	
3097662	●	6.00	1.50	9.00	62.30	5.90	10.00	2.00	2.00	130.00	10.00	2	
3097841	●	8.00	2.00	12.00	50.00	7.90	9.23	0.73	1.00	120.00	10.00	1	
3097851	●	8.00	2.00	12.00	44.20	7.90	10.00	1.50	1.50	120.00	10.00	2	
3097861	●	8.00	2.00	12.00	34.60	7.90	10.00	2.00	2.00	120.00	10.00	2	

● Stocked ○ Available Upon Request; MOQ May Apply ▲ Globally Stocked



ABOUT OSG

DRILLING

THREADING

MILLING

HOLDERS

INDEX



List 9580 (Continued)

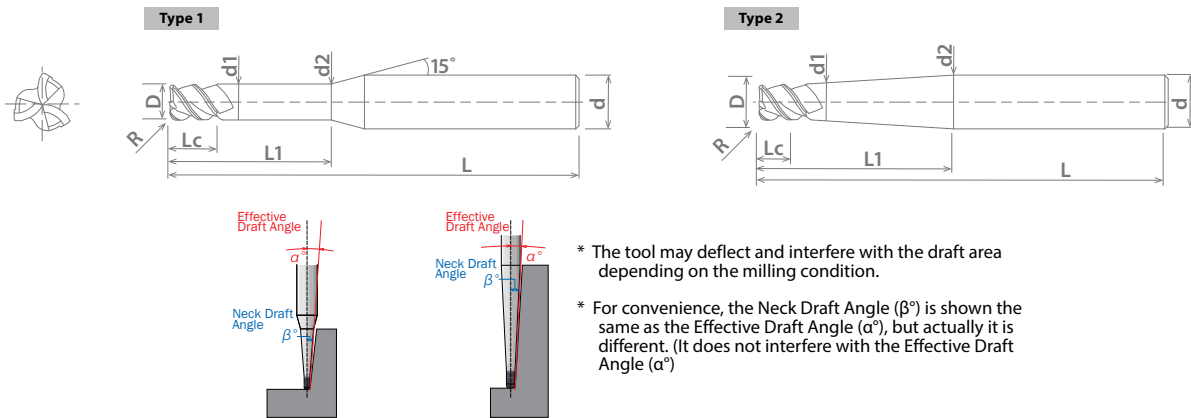
EXOPRO® PHX-PC-DFR, Pencil Neck, Deep Feed

SPEED FEED 1432-1433	CARBIDE	WXS	3 FLUTE	55°	SHANK h6	STUB	PACKED 1 PIECE
--------------------------------	----------------	------------	----------------	------------	--------------------	-------------	--------------------------

EDP Number	Diameter	Corner Radius	Length of Cut	Neck Length	Neck Diameter Min	Neck Diameter Max	Effective Draft Angle	Neck Draft Angle	Overall Length	Shank Diameter	Type	
												D (mm)
3097862	●	8.00	2.00	12.00	63.30	7.90	12.00	2.00	2.00	120.00	12.00	2
3097826	●	8.00	2.00	12.00	80.00	7.90	9.09	0.40	0.50	150.00	10.00	1
3097842	●	8.00	2.00	12.00	63.30	7.90	10.00	1.00	1.00	150.00	10.00	2
3097853	●	8.00	2.00	12.00	82.40	7.90	12.00	1.50	1.50	150.00	12.00	2
3097844	●	8.00	2.00	12.00	120.60	7.90	12.00	1.00	1.00	180.00	12.00	2
3098041	●	10.00	2.00	15.00	64.30	9.90	12.00	1.00	1.00	120.00	12.00	2
3098051	●	10.00	2.00	15.00	45.20	9.90	12.00	1.50	1.50	120.00	12.00	2
3098061	●	10.00	2.00	15.00	35.60	9.90	12.00	2.00	2.00	120.00	12.00	2
3098026	●	10.00	2.00	15.00	100.00	9.90	11.38	0.40	0.50	150.00	12.00	1
3098042	●	10.00	2.00	15.00	80.00	9.90	12.17	0.80	1.00	160.00	16.00	1
3098043	●	10.00	2.00	15.00	100.00	9.90	12.87	0.84	1.00	160.00	16.00	1
3098044	●	10.00	2.00	15.00	120.00	9.90	13.57	0.87	1.00	180.00	16.00	1
3098053	●	10.00	2.00	15.00	121.60	9.90	16.00	1.50	1.50	180.00	16.00	2
3098045	●	10.00	2.00	15.00	140.00	9.90	14.26	0.88	1.00	200.00	16.00	1
3098046	●	10.00	2.00	15.00	160.00	9.90	14.96	0.90	1.00	220.00	16.00	1
3098064	●	10.00	2.00	15.00	92.90	9.90	16.00	2.00	2.00	220.00	16.00	2
3098241	●	12.00	2.00	18.00	60.00	11.90	13.37	0.67	1.00	120.00	16.00	1
3098224	●	12.00	2.00	18.00	120.00	11.90	13.68	0.41	0.50	180.00	16.00	1
3098242	●	12.00	2.00	18.00	100.00	11.90	14.76	0.81	1.00	180.00	16.00	1
3098243	●	12.00	2.00	18.00	122.60	11.90	16.00	1.00	1.00	180.00	16.00	2
3098244	●	12.00	2.00	18.00	160.00	11.90	16.86	0.88	1.00	220.00	20.00	1
3098254	●	12.00	2.00	18.00	160.80	11.90	20.00	1.50	1.50	220.00	20.00	2

● Stocked ○ Available Upon Request; MOQ May Apply ▲ Globally Stocked

EP



P					M			K	N		S		H						
Steel					Stainless Steel			Cast Iron	Non-Ferrous		HRSA		Hardened Steel						
Carbon Steel			Alloy Steel	Die Steel	300	400	17-4 PH		Aluminum		Nickel Alloy	Titanium							
Low	Medium	High							6061	7075			Casting	Inconel	6Al4V (30 HRC)	~35 HRC	35-45 HRC	45-50 HRC	50-70 HRC
1010	1018	1035	1045	1065	4140	4340													
○	○	○	○	○	○	○	○	○					○	○	○	○	○	○	○

○ Good ○ Best





EXOPRO® UVX-Ni

Designed for Nickel Based Alloys

List 2055

EXOPRO® UVX-Ni



SPEED FEED
1434

CARBIDE

EXO®



41-43°



STUB

REG

PACKED
1 PIECE

Cutting Diameter Tolerance

1/4" ≤ D ≤ 1" +0 / -0.0015"



EDP Number	Diameter	Corner Radius	Length of Cut	Overall Length	Shank Diameter	Weldon Flat
20552501	1/4	0.015	0.625	2.500	0.250	-
20552502	1/4	0.030	0.625	2.500	0.250	-
20552503	1/4	0.060	0.625	2.500	0.250	-
20553121	5/16	0.015	0.750	2.500	0.313	-
20553122	5/16	0.030	0.750	2.500	0.313	-
20553123	5/16	0.060	0.750	2.500	0.313	-
20553751	3/8	0.015	0.875	2.500	0.375	●
20553752	3/8	0.030	0.875	2.500	0.375	●
20553753	3/8	0.060	0.875	2.500	0.375	●
20555001	1/2	0.030	0.625	2.500	0.500	●
20555002	1/2	0.030	1.000	3.000	0.500	●
20555003	1/2	0.060	1.000	3.000	0.500	●
20555004	1/2	0.015	1.250	3.500	0.500	●
20555005	1/2	0.030	1.250	3.500	0.500	●
20555006	1/2	0.060	1.250	3.500	0.500	●
20555007	1/2	0.090	1.250	3.500	0.500	●
20555008	1/2	0.120	1.250	3.500	0.500	●
20556251	5/8	0.030	1.250	3.500	0.625	●
20556252	5/8	0.060	1.250	3.500	0.625	●
20556253	5/8	0.090	1.250	3.500	0.625	●
20556254	5/8	0.120	1.250	3.500	0.625	●
20557501	3/4	0.030	1.500	4.000	0.750	●
20557502	3/4	0.060	1.500	4.000	0.750	●
20557503	3/4	0.090	1.500	4.000	0.750	●
20557504	3/4	0.120	1.500	4.000	0.750	●
20551001	1	0.030	1.500	4.000	1.000	●
20551002	1	0.060	1.500	4.000	1.000	●
20551003	1	0.090	1.500	4.000	1.000	●
20551004	1	0.120	1.500	4.000	1.000	●

● Stocked ○ Available Upon Request; MOQ May Apply ▲ Globally Stocked

EP

P					M			K	N		S		H			
Steel					Stainless Steel			Cast Iron	Non-Ferrous		HRSA		Hardened Steel			
Carbon Steel			Alloy Steel	Die Steel	300	400	17-4 PH		Aluminum		Nickel Alloy	Titanium				
Low	Medium	High							6061	Casting			Inconel	6Al4V (30 HRC)	~35 HRC	35-45 HRC
1010	1035	1045	1065	4140	4340	○	○	○			◎				○	

○ Good ◎ Best

ABOUT OSG

DRILLING

THREADING

MILLING

HOLDERS

INDEX





List 3770

EXOCARB® WXL-CR-EDS



SPEED FEED
1435

CARBIDE

WXL

2 FLUTE

30°



SHANK
h6

STUB

REG

PACKED
1 PIECE

Cutting Diameter Tolerance	
0.6mm ≤ D ≤ 12mm	+0 / -0.020mm

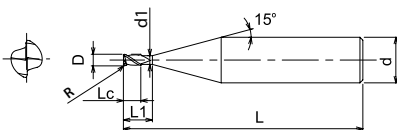


EDP Number		Diameter		Corner Radius	Length of Cut	Neck Length	Neck Diameter	Overall Length	Shank Diameter	Type
		D (mm)	R (mm)	Lc (mm)	L1 (mm)	d1 (mm)	L (mm)	d (mm)		
37700000	●	0.60	0.10	0.90	2.00	0.55	50.00	6.00	1	
37700001	●	0.80	0.10	1.20	2.60	0.75	50.00	6.00	1	
37700002	●	1.00	0.10	1.50	2.70	0.95	50.00	6.00	1	
37700003	●	1.20	0.10	1.80	3.20	1.15	50.00	6.00	1	
37700004	●	1.40	0.10	2.10	3.70	1.35	50.00	6.00	1	
37700005	●	1.50	0.10	2.30	4.00	1.45	50.00	6.00	1	
37700006	●	1.60	0.10	2.40	4.20	1.55	50.00	6.00	1	
37700007	●	1.80	0.10	2.70	4.70	1.75	50.00	6.00	1	
37700008	●	2.00	0.10	3.00	5.20	1.95	50.00	6.00	1	
37700009	●	2.50	0.10	3.70	5.20	2.40	50.00	6.00	1	
37700010	●	3.00	0.20	8.00	-	-	60.00	6.00	2	
37700011	●	3.00	0.50	8.00	-	-	60.00	6.00	2	
37700012	●	4.00	0.20	11.00	-	-	70.00	6.00	2	
37700013	●	4.00	0.50	11.00	-	-	70.00	6.00	2	
37700014	●	4.00	1.00	11.00	-	-	70.00	6.00	2	
37700015	●	5.00	0.20	13.00	-	-	80.00	6.00	2	
37700016	●	5.00	0.50	13.00	-	-	80.00	6.00	2	
37700017	●	5.00	1.00	13.00	-	-	80.00	6.00	2	
37700018	●	6.00	0.20	13.00	-	-	90.00	6.00	3	
37700019	●	6.00	0.50	13.00	-	-	90.00	6.00	3	
37700020	●	6.00	1.00	13.00	-	-	90.00	6.00	3	
37700021	●	6.00	1.50	13.00	-	-	90.00	6.00	3	
37700022	●	6.00	2.00	13.00	-	-	90.00	6.00	3	
37700023	●	8.00	0.50	19.00	-	-	100.00	8.00	3	
37700024	●	8.00	1.00	19.00	-	-	100.00	8.00	3	
37700025	●	8.00	1.50	19.00	-	-	100.00	8.00	3	
37700026	●	8.00	2.00	19.00	-	-	100.00	8.00	3	
37700027	●	10.00	0.50	22.00	-	-	100.00	10.00	3	
37700028	●	10.00	1.00	22.00	-	-	100.00	10.00	3	
37700029	●	10.00	1.50	22.00	-	-	100.00	10.00	3	
37700030	●	10.00	2.00	22.00	-	-	100.00	10.00	3	
37700031	●	10.00	3.00	22.00	-	-	100.00	10.00	3	
37700032	●	12.00	0.50	26.00	-	-	110.00	12.00	3	
37700033	●	12.00	1.00	26.00	-	-	110.00	12.00	3	
37700034	●	12.00	1.50	26.00	-	-	110.00	12.00	3	
37700035	●	12.00	2.00	26.00	-	-	110.00	12.00	3	
37700036	●	12.00	3.00	26.00	-	-	110.00	12.00	3	

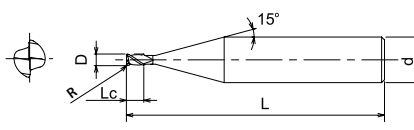
● Stocked ○ Available Upon Request; MOQ May Apply ▲ Globally Stocked



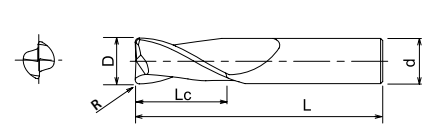
Type 1



Type 2



Type 3



P					M			K	N		S		H				
Steel					Stainless Steel			Cast Iron	Non-Ferrous		HRSA		Hardened Steel				
Low	Medium	High	Alloy Steel	Die Steel	300	400	17-4 PH		Aluminum	Nickel Alloy	Titanium	Hardened Steel					
1010	1035	1045	1065	4140	4340			6061	7075	Casting	Inconel	6Al4V	(30 HRC)	~35 HRC	35-45 HRC	45-50 HRC	50-70 HRC
○	○	○	○	○	○	○	○	○	○	○	○	○	○	○	○	○	○

○ Good ○ Best





List 3670

EXOCARB® WXL-CR-EMS



SPEED FEED
1435

CARBIDE

WXL

4 FLUTE

30°



SHANK
h6


STUB

REG

LONG

PACKED
1 PIECE

Cutting Diameter Tolerance	
1/16" ≤ D ≤ 1"	+0 / -0.0008"



EDP Number		Diameter	Corner Radius	Length of Cut	Overall Length	Shank Diameter
		D (Fractional Size)	R (Inch)	Lc (Inch)	L (Inch)	d (Inch)
36700111	●	1/16	0.010	0.188	1.500	0.125
36700211	●	5/64	0.010	0.250	1.500	0.125
36700311	●	3/32	0.010	0.375	1.500	0.125
36700411	●	7/64	0.010	0.375	1.500	0.125
36700511	●	1/8	0.010	0.500	1.500	0.125
36700611	●	1/8	0.020	0.500	1.500	0.125
36700711	●	1/8	0.030	0.500	1.500	0.125
36700811	●	5/32	0.020	0.563	2.000	0.188
36700911	●	5/32	0.030	0.563	2.000	0.188
36701011	●	3/16	0.020	0.625	2.000	0.188
36701111	●	3/16	0.030	0.625	2.000	0.188
36701211	●	7/32	0.020	0.625	2.500	0.250
36701311	●	7/32	0.030	0.625	2.500	0.250
36701411	●	1/4	0.020	0.750	2.500	0.250
36701511	●	1/4	0.030	0.750	2.500	0.250
36701611	●	1/4	0.045	0.750	2.500	0.250
36701711	●	1/4	0.060	0.750	2.500	0.250
36701811	●	5/16	0.020	0.813	2.500	0.313
36701911	●	5/16	0.030	0.813	2.500	0.313
36703011	●	5/16	0.060	0.813	2.500	0.313
36702011	●	3/8	0.020	1.000	2.500	0.375
36702111	●	3/8	0.030	1.000	2.500	0.375
36702211	●	3/8	0.045	1.000	2.500	0.375
36702311	●	3/8	0.060	1.000	2.500	0.375
36703111	●	3/8	0.090	1.000	2.500	0.375
36702411	●	7/16	0.020	1.000	2.750	0.438
36702511	●	7/16	0.030	1.000	2.750	0.438
36703211	●	7/16	0.060	1.000	2.750	0.438
36702611	●	1/2	0.020	1.000	3.000	0.500
36702711	●	1/2	0.030	1.000	3.000	0.500
36702811	●	1/2	0.045	1.000	3.000	0.500
36702911	●	1/2	0.060	1.000	3.000	0.500
36703311	●	1/2	0.090	1.000	3.000	0.500
36703411	●	5/8	0.030	1.250	3.500	0.625
36703511	●	5/8	0.060	1.250	3.500	0.625
36703611	●	5/8	0.090	1.250	3.500	0.625
36703711	●	5/8	0.125	1.250	3.500	0.625
36703811	●	3/4	0.030	1.500	4.000	0.750
36703911	●	3/4	0.060	1.500	4.000	0.750
36704011	●	3/4	0.090	1.500	4.000	0.750
36704111	●	3/4	0.125	1.500	4.000	0.750
36704211	●	1	0.030	1.500	4.000	1.000
36704311	●	1	0.060	1.500	4.000	1.000
36704411	●	1	0.090	1.500	4.000	1.000
36704511	●	1	0.125	1.500	4.000	1.000

● Stocked ○ Available Upon Request; MOQ May Apply ▲ Globally Stocked



P					M			K	N		S		H			
Steel					Stainless Steel			Cast Iron	Non-Ferrous		HRSA		Hardened Steel			
Carbon Steel			Alloy Steel	Die Steel	300	400	17-4 PH		Aluminum		Nickel Alloy	Titanium	~35 HRC	35-45 HRC	45-50 HRC	50-70 HRC
Low	Medium	High							6061	7075						
1010	1035	1045	1065	4140				4340	○	○	○	○				
○	○	○	○	○	○	○	○	○	○	○	○	○	○	○	○	○

○ Good ○ Best





List 3771

EXOCARB® WXL-CR-PHS



SPEED FEED
1437

CARBIDE

WXL

4 FLUTE

30°



SHANK
h6

REG

PACKED
1 PIECE

Cutting Diameter Tolerance	
3mm ≤ D ≤ 12mm	+0/-0.020mm



EDP Number		Diameter		Corner Radius	Length of Cut	Overall Length	Shank Diameter
		D (mm)	R (mm)	R (mm)	Lc (mm)	L (mm)	d (mm)
37710000	●	3.00	0.20	0.20	8.00	60.00	6.00
37710001	●	3.00	0.50	0.50	8.00	60.00	6.00
37710002	●	4.00	0.20	0.20	11.00	70.00	6.00
37710003	●	4.00	0.50	0.50	11.00	70.00	6.00
37710004	●	4.00	1.00	1.00	11.00	70.00	6.00
37710005	●	5.00	0.20	0.20	13.00	80.00	6.00
37710006	●	5.00	0.50	0.50	13.00	80.00	6.00
37710007	●	5.00	1.00	1.00	13.00	80.00	6.00
37710008	●	6.00	0.20	0.20	13.00	90.00	6.00
37710009	●	6.00	0.50	0.50	13.00	90.00	6.00
37710010	●	6.00	1.00	1.00	13.00	90.00	6.00
37710011	●	6.00	1.50	1.50	13.00	90.00	6.00
37710012	●	6.00	2.00	2.00	13.00	90.00	6.00
37710013	●	8.00	0.50	0.50	19.00	100.00	8.00
37710014	●	8.00	1.00	1.00	19.00	100.00	8.00
37710015	●	8.00	1.50	1.50	19.00	100.00	8.00
37710016	●	8.00	2.00	2.00	19.00	100.00	8.00
37710017	●	10.00	0.50	0.50	22.00	100.00	10.00
37710018	●	10.00	1.00	1.00	22.00	100.00	10.00
37710019	●	10.00	1.50	1.50	22.00	100.00	10.00
37710020	●	10.00	2.00	2.00	22.00	100.00	10.00
37710021	●	10.00	3.00	3.00	22.00	100.00	10.00
37710022	●	12.00	0.50	0.50	26.00	110.00	12.00
37710023	●	12.00	1.00	1.00	26.00	110.00	12.00
37710024	●	12.00	1.50	1.50	26.00	110.00	12.00
37710025	●	12.00	2.00	2.00	26.00	110.00	12.00
37710026	●	12.00	3.00	3.00	26.00	110.00	12.00

● Stocked ○ Available Upon Request; MOQ May Apply ▲ Globally Stocked



ABOUT OSG

DRILLING

THREADING

MILLING

HOLDERS

INDEX

P					M			K	N		S		H				
Steel					Stainless Steel			Cast Iron	Non-Ferrous		HRSA		Hardened Steel				
Carbon Steel			Alloy Steel	Die Steel	Aluminum		Nickel Alloy		Titanium								
Low	Medium	High			6061	Casting				Inconel	6Al4V (30 HRC)	~35 HRC	35-45 HRC	45-50 HRC	50-70 HRC		
1010	1035	1065	4140	4340	300	400	17-4 PH	6061	7075	○	○	○	○	○	○	○	○
○	○	○	○	○	○	○	○	○	○	○	○	○	○	○	○	○	○

○ Good ○ Best





EXOCARB® WXL®

Premium Performance Carbide End Mills with OSG's Proprietary WXL Coating

ABOUT OSG

DRILLING

THREADING

MILLING

HOLDERS

INDEX

List 4445

EXOCARB® WXL-CR-EHS, High Helix



SPEED FEED
1438

CARBIDE

WXL

4 FLUTE

50°



SHANK
h6

REG

PACKED
1 PIECE

Cutting Diameter Tolerance	
1/8" ≤ D ≤ 1/2"	+0 / -0.0008"



EDP Number		Diameter	Corner Radius	Length of Cut	Overall Length	Shank Diameter
44450001	●	1/8	0.010	0.375	2.500	0.250
44450002	●	3/16	0.010	0.500	2.500	0.250
44450003	●	1/4	0.010	0.625	2.500	0.250
44450004	●	5/16	0.020	0.750	2.750	0.313
44450005	●	3/8	0.020	1.000	3.000	0.375
44450006	●	1/2	0.020	1.125	4.000	0.500

● Stocked ○ Available Upon Request; MOQ May Apply ▲ Globally Stocked



P					M			K	N		S		H				
Steel					Stainless Steel			Cast Iron	Non-Ferrous		HRSA		Hardened Steel				
Carbon Steel			Alloy Steel	Die Steel					Aluminum		Nickel Alloy	Titanium					
Low	Medium	High			300	400	17-4 PH		6061 7075	Casting			Inconel	6Al4V (30 HRC)	~35 HRC	35-45 HRC	45-50 HRC
1010	1035	1065	4140	4340	○	○	○	○	○	○	○	○	○	○	○	○	○
1018	1045				○	○	○	○	○	○	○	○	○	○	○	○	○

○ Good ○ Best





List 4592

EXOCARB® WXS-CPR, Long Neck, Rib Processing



SPEED FEED
1439

CARBIDE

WXS

2 FLUTE


30°



SHANK
h6

STUB

PACKED
1 PIECE



Cutting Diameter Tolerance	
0.4mm ≤ D ≤ 0.5mm	+0 / -0.010mm
0.6mm ≤ D ≤ 3mm	+0 / -0.015mm

Radius Tolerance	
0.05 ≤ R ≤ 0.5	+/- 0.005mm

EDP Number		Diameter	Corner Radius	Length of Cut	Neck Length	Neck Diameter	Overall Length	Shank Diameter
		D (mm)	R (mm)	Lc (mm)	L1 (mm)	d1 (mm)	L (mm)	d (mm)
3100403	●	0.40	0.05	0.30	2.00	0.37	50.00	4.00
3100404	●	0.40	0.05	0.30	3.00	0.37	50.00	4.00
3100405	●	0.40	0.05	0.30	4.00	0.37	50.00	4.00
3100406	●	0.40	0.10	0.30	2.00	0.37	50.00	4.00
3100407	●	0.40	0.10	0.30	3.00	0.37	50.00	4.00
3100408	●	0.40	0.10	0.30	4.00	0.37	50.00	4.00
3100501	●	0.50	0.05	0.40	1.00	0.46	50.00	4.00
3100502	●	0.50	0.05	0.40	2.00	0.46	50.00	4.00
3100503	●	0.50	0.05	0.40	3.00	0.46	50.00	4.00
3100504	●	0.50	0.05	0.40	4.00	0.46	50.00	4.00
3100505	●	0.50	0.05	0.40	5.00	0.46	50.00	4.00
3100506	●	0.50	0.05	0.40	6.00	0.46	50.00	4.00
3100508	●	0.50	0.10	0.40	2.00	0.46	50.00	4.00
3100509	●	0.50	0.10	0.40	3.00	0.46	50.00	4.00
3100510	●	0.50	0.10	0.40	4.00	0.46	50.00	4.00
3100511	●	0.50	0.10	0.40	5.00	0.46	50.00	4.00
3100512	●	0.50	0.10	0.40	6.00	0.46	50.00	4.00
3100601	●	0.60	0.10	0.48	2.00	0.56	50.00	4.00
3100602	●	0.60	0.10	0.48	4.00	0.56	50.00	4.00
3100603	●	0.60	0.10	0.48	6.00	0.56	50.00	4.00
3100803	●	0.80	0.20	0.65	4.00	0.76	50.00	4.00
3100804	●	0.80	0.20	0.65	6.00	0.76	50.00	4.00
3100805	●	0.80	0.20	0.65	8.00	0.76	50.00	4.00
3101001	●	1.00	0.05	0.80	4.00	0.95	50.00	4.00
3101002	●	1.00	0.05	0.80	6.00	0.95	50.00	4.00
3101003	●	1.00	0.05	0.80	8.00	0.95	50.00	4.00
3101004	●	1.00	0.05	0.80	10.00	0.95	50.00	4.00
3101005	●	1.00	0.05	0.80	12.00	0.95	50.00	4.00
3101006	●	1.00	0.10	0.80	4.00	0.95	50.00	4.00
3101007	●	1.00	0.10	0.80	6.00	0.95	50.00	4.00
3101008	●	1.00	0.10	0.80	8.00	0.95	50.00	4.00
3101009	●	1.00	0.10	0.80	10.00	0.95	50.00	4.00
3101010	●	1.00	0.10	0.80	12.00	0.95	50.00	4.00
3101011	●	1.00	0.20	0.80	4.00	0.95	50.00	4.00
3101012	●	1.00	0.20	0.80	6.00	0.95	50.00	4.00
3101013	●	1.00	0.20	0.80	8.00	0.95	50.00	4.00
3101014	●	1.00	0.20	0.80	10.00	0.95	50.00	4.00
3101015	●	1.00	0.20	0.80	12.00	0.95	50.00	4.00
3101016	●	1.00	0.20	0.80	16.00	0.95	50.00	4.00
3101017	●	1.00	0.20	0.80	20.00	0.95	50.00	4.00
3101018	●	1.00	0.30	0.80	4.00	0.95	50.00	4.00
3101019	●	1.00	0.30	0.80	6.00	0.95	50.00	4.00
3101020	●	1.00	0.30	0.80	8.00	0.95	50.00	4.00

● Stocked ○ Available Upon Request; MOQ May Apply ▲ Globally Stocked



CONTINUED ➔

P					M			K	N		S		H			
Steel					Stainless Steel			Cast Iron	Non-Ferrous		HRSA		Hardened Steel			
Carbon Steel			Alloy Steel	Die Steel	300	400	17-4 PH		Aluminum		Nickel Alloy	Titanium	~35 HRC	35-45 HRC	45-50 HRC	50-70 HRC
Low	Medium	High							6061	Casting						
1010 1018	1035 1045	1065	4140 4340	6061 7075												
○	○	○	○	○	○	○	○	○				○	○	○	○	

○ Good ○ Best





List 4592 (Continued)

EXOCARB® WXS-CPR, Long Neck, Rib Processing



SPEED FEED
1439

CARBIDE

WXS

2 FLUTE


30°



SHANK
h6

STUB

PACKED
1 PIECE



Cutting Diameter Tolerance	
0.4mm ≤ D ≤ 0.5mm	+0 / -0.010mm
0.6mm ≤ D ≤ 3mm	+0 / -0.015mm

Radius Tolerance	
0.05 ≤ R ≤ 0.5	+/- 0.005mm

EDP Number		Diameter		Corner Radius	Length of Cut	Neck Length	Neck Diameter	Overall Length	Shank Diameter
		D (mm)	R (mm)	R (mm)	Lc (mm)	L1 (mm)	d1 (mm)	L (mm)	d (mm)
3101021	●	1.00	0.30	0.80	10.00	0.95	50.00	4.00	
3101022	●	1.00	0.30	0.80	12.00	0.95	50.00	4.00	
3101201	●	1.20	0.20	1.00	6.00	1.15	50.00	4.00	
3101202	●	1.20	0.20	1.00	8.00	1.15	50.00	4.00	
3101203	●	1.20	0.20	1.00	10.00	1.15	50.00	4.00	
3101501	●	1.50	0.20	1.20	6.00	1.45	50.00	4.00	
3101502	●	1.50	0.20	1.20	8.00	1.45	50.00	4.00	
3101503	●	1.50	0.20	1.20	10.00	1.45	50.00	4.00	
3101504	●	1.50	0.20	1.20	12.00	1.45	50.00	4.00	
3101505	●	1.50	0.20	1.20	16.00	1.45	50.00	4.00	
3101506	●	1.50	0.30	1.20	6.00	1.45	50.00	4.00	
3101507	●	1.50	0.30	1.20	8.00	1.45	50.00	4.00	
3101508	●	1.50	0.30	1.20	10.00	1.45	50.00	4.00	
3101509	●	1.50	0.30	1.20	12.00	1.45	50.00	4.00	
3101510	●	1.50	0.30	1.20	16.00	1.45	50.00	4.00	
3102001	●	2.00	0.10	1.60	8.00	1.95	50.00	4.00	
3102002	●	2.00	0.10	1.60	10.00	1.95	50.00	4.00	
3102003	●	2.00	0.10	1.60	12.00	1.95	50.00	4.00	
3102004	●	2.00	0.10	1.60	16.00	1.95	60.00	4.00	
3102005	●	2.00	0.10	1.60	20.00	1.95	60.00	4.00	
3102006	●	2.00	0.10	1.60	25.00	1.95	70.00	4.00	
3102007	●	2.00	0.20	1.60	8.00	1.95	50.00	4.00	
3102008	●	2.00	0.20	1.60	10.00	1.95	50.00	4.00	
3102009	●	2.00	0.20	1.60	12.00	1.95	50.00	4.00	
3102010	●	2.00	0.20	1.60	16.00	1.95	60.00	4.00	
3102011	●	2.00	0.20	1.60	20.00	1.95	60.00	4.00	
3102012	●	2.00	0.20	1.60	25.00	1.95	70.00	4.00	
3102013	●	2.00	0.30	1.60	8.00	1.95	50.00	4.00	
3102014	●	2.00	0.30	1.60	10.00	1.95	50.00	4.00	
3102015	●	2.00	0.30	1.60	12.00	1.95	50.00	4.00	
3102016	●	2.00	0.30	1.60	16.00	1.95	60.00	4.00	
3102017	●	2.00	0.30	1.60	20.00	1.95	60.00	4.00	
3102018	●	2.00	0.30	1.60	25.00	1.95	70.00	4.00	
3102019	●	2.00	0.50	1.60	8.00	1.95	50.00	4.00	
3102020	●	2.00	0.50	1.60	10.00	1.95	50.00	4.00	
3102021	●	2.00	0.50	1.60	12.00	1.95	50.00	4.00	
3102022	●	2.00	0.50	1.60	16.00	1.95	60.00	4.00	
3102023	●	2.00	0.50	1.60	20.00	1.95	60.00	4.00	
3102024	●	2.00	0.50	1.60	25.00	1.95	70.00	4.00	
3102501	●	2.50	0.20	2.20	10.00	2.40	50.00	4.00	
3102502	●	2.50	0.20	2.20	20.00	2.40	60.00	4.00	
3102503	●	2.50	0.20	2.20	30.00	2.40	70.00	4.00	
3102504	●	2.50	0.50	2.20	10.00	2.40	50.00	4.00	
3102505	●	2.50	0.50	2.20	20.00	2.40	60.00	4.00	
3102506	●	2.50	0.50	2.20	30.00	2.40	70.00	4.00	
3103001	●	3.00	0.20	2.50	8.00	2.85	60.00	6.00	
3103002	●	3.00	0.20	2.50	12.00	2.85	60.00	6.00	
3103003	●	3.00	0.20	2.50	16.00	2.85	60.00	6.00	
3103004	●	3.00	0.20	2.50	20.00	2.85	70.00	6.00	
3103005	●	3.00	0.20	2.50	25.00	2.85	70.00	6.00	
3103006	●	3.00	0.20	2.50	30.00	2.85	70.00	6.00	
3103007	●	3.00	0.20	2.50	35.00	2.85	80.00	6.00	
3103008	●	3.00	0.30	2.50	12.00	2.85	60.00	6.00	

● Stocked ○ Available Upon Request; MOQ May Apply ▲ Globally Stocked





List 4592 (Continued)

EXOCARB® WXS-CPR, Long Neck, Rib Processing



SPEED FEED
1439

CARBIDE

WXS



STUB

PACKED
1 PIECE

EDP Number		Diameter	Corner Radius	Length of Cut	Neck Length	Neck Diameter	Overall Length	Shank Diameter
		D (mm)	R (mm)	Lc (mm)	L1 (mm)	d1 (mm)	L (mm)	d (mm)
3103009	●	3.00	0.30	2.50	16.00	2.85	60.00	6.00
3103010	●	3.00	0.30	2.50	20.00	2.85	70.00	6.00
3103011	●	3.00	0.30	2.50	25.00	2.85	70.00	6.00
3103012	●	3.00	0.30	2.50	30.00	2.85	70.00	6.00
3103013	●	3.00	0.30	2.50	35.00	2.85	80.00	6.00
3103014	●	3.00	0.50	2.50	12.00	2.85	60.00	6.00
3103015	●	3.00	0.50	2.50	16.00	2.85	60.00	6.00
3103016	●	3.00	0.50	2.50	20.00	2.85	70.00	6.00
3103017	●	3.00	0.50	2.50	25.00	2.85	70.00	6.00
3103018	●	3.00	0.50	2.50	30.00	2.85	70.00	6.00
3103019	●	3.00	0.50	2.50	35.00	2.85	80.00	6.00

● Stocked ○ Available Upon Request; MOQ May Apply ▲ Globally Stocked



ABOUT OSG

DRILLING

THREADING

MILLING

HOLDERS

INDEX

P					M			K	N		S		H			
Steel					Stainless Steel			Cast Iron	Non-Ferrous		HRSA		Hardened Steel			
Carbon Steel			Alloy Steel	Die Steel	Aluminum		Nickel Alloy		Titanium							
Low	Medium	High			6061	7075				Casting	Inconel	6Al4V (30 HRC)	~35 HRC	35-45 HRC	45-50 HRC	50-70 HRC
1010	1035	1065	4140	4340	300	400	17-4 PH						○	○	○	○
○	○	○	○	○	○	○	○	○					○	○	○	○

○ Good ○ Best





EXOCARB® WXS®

Ultra Premium Carbide End Mills with OSG's Proprietary WXS Coating

ABOUT OSG

DRILLING

THREADING

MILLING

HOLDERS

INDEX

List 4471

EXOCARB® WXS-PKE, Reduced Neck



SPEED FEED
1440

CARBIDE

WXS

4 FLUTE

45°




SHANK
h6

STUB

PACKED
1 PIECE

Cutting Diameter Tolerance	
1/16" ≤ D ≤ 1/2"	+0 / -0.0008"



EDP Number		Diameter		Corner Radius	Length of Cut		Neck Length	Neck Diameter	Overall Length	Shank Diameter
		D (Fractional Size)	R (Inch)	Lc (Inch)	L1 (Inch)	d1 (Inch)	L (Inch)	d (Inch)		
447100111	●	1/16	0.010	0.063	0.250	0.058	2.250	0.125		
447100311	●	3/32	0.010	0.094	0.375	0.089	2.250	0.125		
447100511	●	1/8	0.010	0.125	0.500	0.120	2.250	0.125		
447100611	●	1/8	0.015	0.125	0.500	0.120	2.250	0.125		
447100711	●	1/8	0.020	0.125	0.500	0.120	2.250	0.125		
447101011	●	3/16	0.020	0.188	0.500	0.181	2.250	0.188		
447101111	●	3/16	0.030	0.188	0.500	0.181	2.250	0.188		
447101411	●	1/4	0.010	0.250	0.750	0.242	2.500	0.250		
447101511	●	1/4	0.020	0.250	0.750	0.242	2.500	0.250		
447101611	●	1/4	0.030	0.250	0.750	0.242	2.500	0.250		
447102011	●	3/8	0.020	0.375	1.000	0.367	3.000	0.375		
447102111	●	3/8	0.030	0.375	1.000	0.367	3.000	0.375		
447102211	●	3/8	0.060	0.375	1.000	0.367	3.000	0.375		
447102611	●	1/2	0.030	0.500	1.500	0.488	3.250	0.500		
447102711	●	1/2	0.060	0.500	1.500	0.488	3.250	0.500		

● Stocked ○ Available Upon Request; MOQ May Apply ▲ Globally Stocked



P					M			K	N		S		H			
Steel					Stainless Steel			Cast Iron	Non-Ferrous		HRSA		Hardened Steel			
Carbon Steel			Alloy Steel	Die Steel					Aluminum		Nickel Alloy	Titanium				
Low	Medium	High			4140 4340	300	400	17-4 PH	6061 7075	Casting	Inconel	6Al4V (30 HRC)	~35 HRC	35-45 HRC	45-50 HRC	50-70 HRC
1010 1018	1035 1045	1065	○	○							○	○	○	○	○	○
○	○	○	○	○	○	○	○	○			○	○	○	○	○	○

○ Good ○ Best





List 4571

EXOCARB® WXS-PKE, Reduced Neck



SPEED FEED
1441

CARBIDE

WXS




SHANK
h6

STUB

PACKED
1 PIECE

Cutting Diameter Tolerance	
3mm ≤ D ≤ 12mm	+0 / -0.020mm



EDP Number		Diameter		Corner Radius	Length of Cut	Neck Length	Neck Diameter	Overall Length	Shank Diameter
		D (mm)	R (mm)	R (mm)	Lc (mm)	L1 (mm)	d1 (mm)	L (mm)	d (mm)
457103011	●	3.00	0.20	0.20	5.00	9.00	2.85	60.00	6.00
457103111	●	3.00	0.20	0.20	5.00	15.00	2.85	70.00	6.00
457103211	●	3.00	0.50	0.50	5.00	9.00	2.85	60.00	6.00
457103311	●	3.00	0.50	0.50	5.00	15.00	2.85	70.00	6.00
457104011	●	4.00	0.20	0.20	6.00	12.00	3.80	70.00	6.00
457104111	●	4.00	0.20	0.20	6.00	20.00	3.80	80.00	6.00
457104211	●	4.00	0.50	0.50	6.00	12.00	3.80	70.00	6.00
457104311	●	4.00	0.50	0.50	6.00	20.00	3.80	80.00	6.00
457105011	●	5.00	0.20	0.20	8.00	15.00	4.80	80.00	6.00
457105111	●	5.00	0.20	0.20	8.00	25.00	4.80	90.00	6.00
457105211	●	5.00	0.50	0.50	8.00	15.00	4.80	80.00	6.00
457105311	●	5.00	0.50	0.50	8.00	25.00	4.80	90.00	6.00
457106011	●	6.00	0.50	0.50	9.00	18.00	5.80	90.00	6.00
457106311	●	6.00	0.50	0.50	9.00	30.00	5.80	100.00	6.00
457106111	●	6.00	1.00	1.00	9.00	18.00	5.80	90.00	6.00
457106211	●	6.00	1.00	1.00	9.00	30.00	5.80	100.00	6.00
457108011	●	8.00	0.50	0.50	12.00	24.00	7.70	100.00	8.00
457108111	●	8.00	0.50	0.50	12.00	40.00	7.70	110.00	8.00
457108211	●	8.00	1.00	1.00	12.00	24.00	7.70	100.00	8.00
457108311	●	8.00	1.00	1.00	12.00	40.00	7.70	110.00	8.00
457110011	●	10.00	0.50	0.50	15.00	30.00	9.70	100.00	10.00
457110111	●	10.00	0.50	0.50	15.00	50.00	9.70	120.00	10.00
457110211	●	10.00	1.00	1.00	15.00	30.00	9.70	100.00	10.00
457110311	●	10.00	1.00	1.00	15.00	50.00	9.70	120.00	10.00
457110411	●	10.00	2.00	2.00	15.00	30.00	9.70	100.00	10.00
457110511	●	10.00	2.00	2.00	15.00	50.00	9.70	120.00	10.00
457112011	●	12.00	1.00	1.00	18.00	36.00	11.70	110.00	12.00
457112111	●	12.00	1.00	1.00	18.00	60.00	11.70	130.00	12.00
457112211	●	12.00	2.00	2.00	18.00	36.00	11.70	110.00	12.00
457112311	●	12.00	2.00	2.00	18.00	60.00	11.70	130.00	12.00

● Stocked ○ Available Upon Request; MOQ May Apply ▲ Globally Stocked



P					M			K	N		S		H			
Steel					Stainless Steel			Cast Iron	Non-Ferrous		HRSA		Hardened Steel			
Carbon Steel			Alloy Steel	Die Steel	Aluminum		Nickel Alloy		Titanium	Hardened Steel						
Low	Medium	High			6061	Casting				Inconel	6Al4V (30 HRC)	~35 HRC	35-45 HRC	45-50 HRC	50-70 HRC	
1010	1035	1065	4140	4340	300	400	17-4 PH	6061	7075	Casting	Inconel	6Al4V (30 HRC)	~35 HRC	35-45 HRC	45-50 HRC	50-70 HRC
○	○	○	○	○	○	○	○	○			○	○	○	○	○	○

○ Good ○ Best





List 4470

EXOCARB® WXS-CRE, High Feed



SPEED FEED
1442

CARBIDE

WXS

0°




SHANK
h6

STUB

PACKED
1 PIECE

Cutting Diameter Tolerance	
1/8" ≤ D ≤ 3/16"	+0 / -0.0008"
1/4" ≤ D ≤ 1/2"	+0 / -0.0012"



EDP Number		Diameter		Corner Radius	Length of Cut		Neck Length	Neck Diameter	Overall Length	Shank Diameter	Number of Flutes
		D (Fractional Size)	R (Inch)	Lc (Inch)	L1 (Inch)	d1 (Inch)	L (Inch)	d (Inch)			
44700111	●	1/8	0.031	0.063	0.375	0.120	2.250	0.250	3		
44700211	●	3/16	0.063	0.094	0.563	0.180	2.250	0.250	3		
44700311	●	1/4	0.063	0.100	1.000	0.230	3.000	0.250	4		
44700411	●	5/16	0.094	0.130	1.250	0.290	3.000	0.313	4		
44700511	●	3/8	0.094	0.150	1.500	0.340	4.000	0.375	4		
44700611	●	1/2	0.125	0.200	2.000	0.460	5.000	0.500	4		

● Stocked ○ Available Upon Request; MOQ May Apply ▲ Globally Stocked



P					M			K	N		S		H			
Steel					Stainless Steel			Cast Iron	Non-Ferrous		HRSA		Hardened Steel			
Carbon Steel			Alloy Steel	Die Steel	Aluminum		Nickel Alloy		Titanium							
Low	Medium	High			6061	7075				Casting	Inconel	6Al4V (30 HRC)	~35 HRC	35-45 HRC	45-50 HRC	50-70 HRC
1010	1035	1065	4140	4340	300	400	17-4 PH						○	○	○	○
○	○	○	○	○	○	○	○	○					○	○	○	○

○ Good ○ Best





List 4570

EXOCARB® WXS-CRE, High Feed



SPEED FEED
1443

CARBIDE

WXS


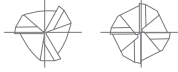
0°



SHANK
h6

STUB

PACKED
1 PIECE



Cutting Diameter Tolerance	
2mm ≤ D ≤ 5mm	+0 / -0.020mm
6mm ≤ D ≤ 13mm	+0 / -0.030mm

EDP Number	Diameter	Corner Radius	Length of Cut		Neck Length		Overall Length	Shank Diameter	Number of Flutes
			D (mm)	R (mm)	Lc (mm)	L1 (mm)			
457002011	●	2.00	0.50	0.80	5.00	1.80	60.00	6.00	3
457003011	●	3.00	0.75	1.30	9.00	2.70	60.00	6.00	4
457004011	●	4.00	1.00	1.60	10.00	3.60	70.00	6.00	4
457005011	●	5.00	1.20	2.00	12.50	4.50	80.00	6.00	4
457006011	●	6.00	1.50	2.50	12.00	5.40	90.00	6.00	4
457007011	●	7.00	1.50	3.00	-	-	90.00	6.00	4
457008011	●	8.00	2.00	3.50	16.00	7.20	100.00	8.00	4
457009011	●	9.00	2.00	4.00	-	-	100.00	8.00	4
457010011	●	10.00	2.00	4.50	20.00	9.00	100.00	10.00	4
457011011	●	11.00	2.00	5.00	-	-	100.00	10.00	4
457012011	●	12.00	3.00	5.00	24.00	11.00	110.00	12.00	4
457013011	●	13.00	3.00	6.00	-	-	110.00	12.00	4

● Stocked ○ Available Upon Request; MOQ May Apply ▲ Globally Stocked



ABOUT OSG

DRILLING

THREADING

MILLING

HOLDERS

INDEX

P					M			K	N		S		H			
Steel					Stainless Steel			Cast Iron	Non-Ferrous		HRSA		Hardened Steel			
Carbon Steel			Alloy Steel	Die Steel					Aluminum		Nickel Alloy	Titanium				
Low	Medium	High			4140 4340	300	400	17-4 PH	6061 7075	Casting			Inconel	6Al4V (30 HRC)	~35 HRC	35-45 HRC
○	○	○	○	○					○	○	○	○				○

○ Good ○ Best





List 4472

EXOCARB® WXS-CRE, High Feed



SPEED FEED
1444

CARBIDE

WXS

5 FLUTE

28°




SHANK
h6

STUB

PACKED
1 PIECE

Cutting Diameter Tolerance	
1/8" ≤ D ≤ 3/16"	+0 / -0.0008"
1/4" ≤ D ≤ 1/2"	+0 / -0.0012"



EDP Number	Diameter	Corner Radius	Length of Cut	Neck Length	Neck Diameter	Overall Length	Shank Diameter	
								D (Fractional Size)
447200013	●	1/8	0.031	0.062	0.375	0.113	2.250	0.250
447200113	●	3/16	0.063	0.094	0.562	0.168	2.250	0.250
447200213	●	1/4	0.063	0.098	1.000	0.226	3.000	0.250
447200313	●	5/16	0.094	0.129	1.250	0.280	3.000	0.312
447200413	●	3/8	0.094	0.149	1.500	0.336	4.000	0.375
447200513	●	1/2	0.125	0.200	2.000	0.460	5.000	0.500

● Stocked ○ Available Upon Request; MOQ May Apply ▲ Globally Stocked



P					M			K	N		S		H						
Steel					Stainless Steel			Cast Iron	Non-Ferrous		HRSA		Hardened Steel						
Carbon Steel			Alloy Steel	Die Steel	Aluminum		Nickel Alloy		Titanium	Hardened Steel									
Low	Medium	High			6061	7075				Casting	Inconel	6Al4V (30 HRC)	~35 HRC	35-45 HRC	45-50 HRC	50-70 HRC			
1010	1035	1065	4140	4340	300	400	17-4 PH	○	○	○	○	○	○	○	○	○	○	○	○

○ Good ○ Best





List 4572

EXOCARB® WXS-CRE, High Feed



SPEED FEED
1445

CARBIDE

WXS

28°




SHANK
h6

STUB

PACKED
1 PIECE

Cutting Diameter Tolerance	
2mm ≤ D ≤ 4mm	+0 / -0.020mm
6mm ≤ D ≤ 12mm	+0 / -0.030mm



EDP Number		Diameter		Corner Radius	Length of Cut		Neck Length	Neck Diameter	Overall Length	Shank Diameter	Number of Flutes
		D (mm)	R (mm)	R (mm)	Lc (mm)	L1 (mm)	d1 (mm)	L (mm)	d (mm)		
48106421	●	2.00	0.50	0.80	8.00	2.00	50.00	6.00	4		
48106433	●	3.00	0.75	1.20	12.00	2.70	55.00	6.00	5		
48106445	●	4.00	1.00	1.60	12.00	3.60	55.00	6.00	5		
48106467	●	6.00	1.50	2.50	12.00	5.40	90.00	6.00	5		
48106489	●	8.00	2.00	3.50	16.00	7.20	100.00	8.00	5		
48106509	●	10.00	2.00	4.00	20.00	9.00	100.00	10.00	5		
48106533	●	12.00	3.00	5.00	24.00	11.00	110.00	12.00	5		

● Stocked ○ Available Upon Request; MOQ May Apply ▲ Globally Stocked

HTE

ABOUT OSG

DRILLING

THREADING

MILLING

HOLDERS

INDEX

P					M			K	N		S		H				
Steel					Stainless Steel			Cast Iron	Non-Ferrous		HRSA		Hardened Steel				
Carbon Steel			Alloy Steel	Die Steel	Aluminum		Nickel Alloy		Titanium								
Low	Medium	High			6061	7075				Casting	Inconel	6Al4V (30 HRC)	~35 HRC	35-45 HRC	45-50 HRC	50-70 HRC	
1010	1035	1065	4140	4340	300	400	17-4 PH		6061	7075	Casting	Inconel	6Al4V (30 HRC)	~35 HRC	35-45 HRC	45-50 HRC	50-70 HRC
○	○	○	○	○	○	○		○				○	○	○	○	○	○

○ Good ○ Best





List 4670

EXOCARB® AM-CRE



SPEED FEED
1446

CARBIDE

DUROREY

60°



SHANK
h4

STUB

PACKED
1 PIECE


Cutting Diameter Tolerance	
1/4" ≤ D ≤ 1/2"	+/- 0.0004"



6 Flute



8 Flute



EDP Number	Diameter	Corner Radius	Length of Cut	Overall Length	Shank Diameter	Number of Flutes
46700023	1/4	0.031	0.375	3.000	0.250	6
46700123	1/4	0.063	0.375	3.000	0.250	6
46700223	5/16	0.047	0.469	3.000	0.313	6
46700323	5/16	0.094	0.469	3.500	0.313	6
46700423	3/8	0.047	0.563	3.500	0.375	6
46700523	3/8	0.094	0.563	3.500	0.375	6
46700623	1/2	0.063	0.750	4.000	0.500	8
46700723	1/2	0.125	0.750	4.000	0.500	8

● Stocked ○ Available Upon Request; MOQ May Apply ▲ Globally Stocked



P					M			K	N		S		H						
Steel					Stainless Steel			Cast Iron	Non-Ferrous		HRSA		Hardened Steel						
Carbon Steel			Alloy Steel	Die Steel	Aluminum		Nickel Alloy		Titanium										
Low	Medium	High			6061	7075				Casting	Inconel	6Al4V (30 HRC)	~35 HRC	35-45 HRC	45-50 HRC	50-70 HRC			
1010	1035	1045	1065	4140	4340	300	400	17-4 PH											
						○	○	○				○	○		○	○		○	

○ Good ○ Best





List 4770

EXOCARB® AM-CRE



SPEED FEED
1446

CARBIDE

DUROREY

60°



SHANK
h4

STUB

PACKED
1 PIECE


Cutting Diameter Tolerance	
6mm ≤ D ≤ 20mm	+/- 0.010mm



6 Flute



8 Flute



EDP Number		Diameter		Corner Radius	Length of Cut	Overall Length	Shank Diameter	Number of Flutes
		D (mm)	R (mm)	R (mm)	Lc (mm)	L (mm)	d (mm)	
3183010	●	6.00	1.00	1.00	9.00	60.00	6.00	6
3183015	●	6.00	1.50	1.50	9.00	60.00	6.00	6
3183018	●	8.00	1.00	1.00	12.00	70.00	8.00	6
3183020	●	8.00	2.00	2.00	12.00	70.00	8.00	6
3183110	●	10.00	1.00	1.00	15.00	80.00	10.00	6
3183120	●	10.00	2.00	2.00	15.00	80.00	10.00	6
3183210	●	12.00	1.00	1.00	18.00	90.00	12.00	8
3183220	●	12.00	2.00	2.00	18.00	90.00	12.00	8
3183226	●	16.00	1.00	1.00	24.00	105.00	16.00	8
3183230	●	16.00	3.00	3.00	24.00	105.00	16.00	8
3183310	●	20.00	1.00	1.00	30.00	110.00	20.00	8
3183330	●	20.00	3.00	3.00	30.00	110.00	20.00	8

● Stocked ○ Available Upon Request; MOQ May Apply ▲ Globally Stocked



ABOUT OSG

DRILLING

THREADING

MILLING

HOLDERS

INDEX

P					M			K	N		S		H						
Steel					Stainless Steel			Cast Iron	Non-Ferrous		HRSA		Hardened Steel						
Carbon Steel			Alloy Steel	Die Steel					Aluminum		Nickel Alloy	Titanium							
Low	Medium	High			300	400	17-4 PH		6061	Casting			Inconel	6Al4V (30 HRC)	~35 HRC	35-45 HRC	45-50 HRC	50-70 HRC	
1010	1035	1045	1065	4140	4340														
1018	1045	1065	4140	4340															

○ Good ⊙ Best





List 4970

EXOCARB® AM-HFC, High Feed Radius Type



SPEED FEED
1447-1448

CARBIDE

DUOREY



6 FLUTE

45°

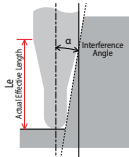
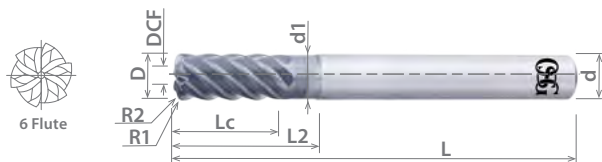
HF



SHRINK FIT

REG

PACKED
1 PIECE

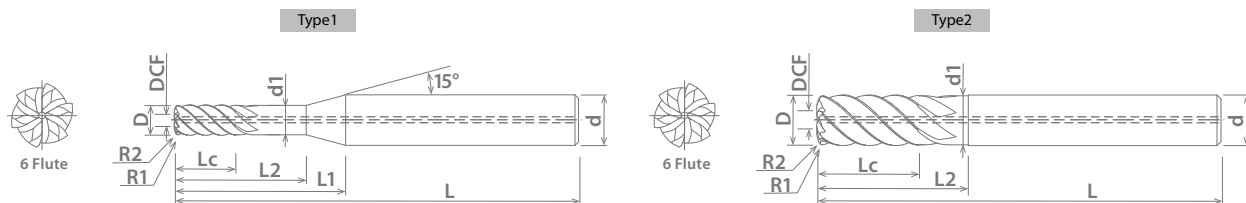


Cutting Diameter Tolerance	
4mm ≤ D ≤ 12mm	+/- 0.010mm

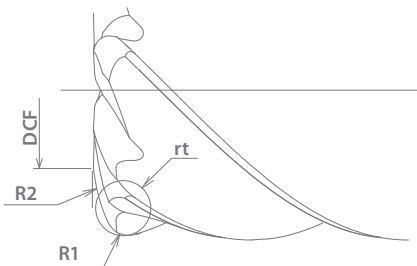
Radius Tolerance	
0.4 ≤ R ≤ 1.2	+/- 0.030mm

EDP Number	Dia.	Effective Dia.	Corner Radius	Effective Dia.	Bottom Edge Radius	Length of Cut	Neck Length	Non-Taper Neck Length	Neck Dia.	Interference Angle	Effective Neck Length by Incline Angle					Overall Length	Shank Dia.	Type
											0.5°	1.0°	1.5°	2.0°	3.0°			
	D (mm)	DCF (mm)	R (mm)	rt (mm)	R2 (mm)	Lc (mm)	L1 (mm)	L2 (mm)	d1 (mm)	α (°)	(mm)	(mm)	(mm)	(mm)	(mm)	L (mm)	d (mm)	
3188204	4.00	2.00	0.40	0.50	2.50	8.00	15.90	12.00	3.80	3.73	12.53	12.98	13.43	13.91	15.00	50.00	6.00	1
3188205	5.00	2.50	0.50	0.60	3.00	10.00	17.00	15.00	4.80	1.76	15.64	16.18	16.74	-	-	60.00	6.00	1
3188206	6.00	3.00	0.60	0.80	3.50	12.00	-	18.00	5.80	-	-	-	-	-	-	60.00	6.00	2
3188208	8.00	4.00	0.80	1.00	5.00	16.00	-	24.00	7.70	-	-	-	-	-	-	70.00	8.00	2
3188210	10.00	5.00	1.00	1.20	6.00	20.00	-	30.00	9.70	-	-	-	-	-	-	80.00	10.00	2
3188212	12.00	6.00	1.20	1.50	7.00	24.00	-	36.00	11.70	-	-	-	-	-	-	90.00	12.00	2

● Stocked ○ Available Upon Request; MOQ May Apply ▲ Globally Stocked



Details of Corner Radius



P					M			K	N		S		H					
Steel					Stainless Steel				Cast Iron	Non-Ferrous		HRSA		Hardened Steel				
Carbon Steel			Alloy Steel	Die Steel						Aluminum		Nickel Alloy	Titanium					
Low	Medium	High			300	400	17-4 PH	6061		7075	Casting			Inconel	6Al4V (30 HRC)	~35 HRC	35-45 HRC	45-50 HRC
1010	1035	1065	4140	4340	○	○	○	○	○	○	○	○	○	○	○	○	○	○
1018	1045																	

○ Good ○ Best





List 9144

EXOCARB® MAX HARD-EMS

SPEED FEED 1373	CARBIDE	WXS	6 FLUTE	45°		SHANK h6	REG	PACKED 1 PIECE
---------------------------	----------------	------------	----------------	------------	--	--------------------	------------	--------------------------

Cutting Diameter Tolerance	
6mm ≤ D ≤ 12mm	+0 / -0.020mm



EDP Number	Diameter	Corner Radius	Length of Cut	Overall Length	Shank Diameter
91440611	6.00	0.50	13.00	50.00	6.00
91440811	8.00	0.50	19.00	60.00	8.00
91441011	10.00	0.50	22.00	70.00	10.00
91441111	10.00	1.00	22.00	70.00	10.00
91441211	12.00	0.50	26.00	75.00	12.00
91441311	12.00	1.00	26.00	75.00	12.00

● Stocked ○ Available Upon Request; MOQ May Apply ▲ Globally Stocked



ABOUT OSG

DRILLING

THREADING

MILLING

HOLDERS

INDEX

P					M			K	N		S		H			
Steel					Stainless Steel			Cast Iron	Non-Ferrous		HRSA		Hardened Steel			
Carbon Steel			Alloy Steel	Die Steel	Aluminum		Nickel Alloy		Titanium							
Low	Medium	High			6061	Casting				6Al4V (30 HRC)	~35 HRC	35-45 HRC	45-50 HRC	50-70 HRC		
1010	1035	1065	4140	4340	300	400	17-4 PH	6061	7075	Inconel	6Al4V (30 HRC)	~35 HRC	35-45 HRC	45-50 HRC	50-70 HRC	
○	○	○	○	○	○	○	○	○	○	○	○	○	○	○	○	

○ Good ○ Best





EXOCARB® MAX


Maximum Performance End Mills for Hardened Steels

List 9181

EXOCARB® MAX CBN-SXR

SPEED FEED 1449	CBN	BR	2 FLUTE	30°		SHANK h6	STUB	PACKED 1 PIECE
---------------------------	------------	-----------	----------------	------------	--	--------------------	-------------	--------------------------

Cutting Diameter Tolerance	
0.5mm ≤ D ≤ 1mm	+0 / -0.010mm
1.5mm ≤ D ≤ 3mm	+0 / -0.015mm



EDP Number		Diameter		Corner Radius	Length of Cut		Neck Length	Overall Length	Shank Diameter
		D (mm)	R (mm)	R (mm)	Lc (mm)	L1 (mm)	L (mm)	d (mm)	
8526210	●	0.50	0.05	0.05	0.30	1.50	45.00	4.00	
8526211	●	0.50	0.10	0.10	0.30	1.50	45.00	4.00	
8526220	●	1.00	0.05	0.05	0.60	2.50	45.00	4.00	
8526221	●	1.00	0.10	0.10	0.60	2.50	45.00	4.00	
8526222	●	1.00	0.20	0.20	0.60	2.50	45.00	4.00	
8526223	●	1.00	0.30	0.30	0.60	2.50	45.00	4.00	
8526231	●	1.50	0.10	0.10	0.90	3.80	50.00	6.00	
8526232	●	1.50	0.20	0.20	0.90	3.80	50.00	6.00	
8526233	●	1.50	0.30	0.30	0.90	3.80	50.00	6.00	
8526241	●	2.00	0.10	0.10	1.20	5.00	50.00	6.00	
8526242	●	2.00	0.20	0.20	1.20	5.00	50.00	6.00	
8526243	●	2.00	0.30	0.30	1.20	5.00	50.00	6.00	
8526245	●	2.00	0.50	0.50	1.20	5.00	50.00	6.00	
8526261	●	3.00	0.10	0.10	1.80	6.00	50.00	6.00	
8526262	●	3.00	0.20	0.20	1.80	6.00	50.00	6.00	
8526263	●	3.00	0.30	0.30	1.80	6.00	50.00	6.00	
8526265	●	3.00	0.50	0.50	1.80	6.00	50.00	6.00	

● Stocked ○ Available Upon Request; MOQ May Apply ▲ Globally Stocked



ABOUT OSG

DRILLING

THREADING

MILLING

HOLDERS

INDEX

P					M			K	N		S		H			
Steel					Stainless Steel			Cast Iron	Non-Ferrous		HRSA		Hardened Steel			
Carbon Steel			Alloy Steel	Die Steel					Aluminum		Nickel Alloy	Titanium				
Low	Medium	High							6061	Casting			Inconel	6Al4V (30 HRC)	~35 HRC	35-45 HRC
1010	1035	1065	4140	Die Steel	300	400	17-4 PH		7075				○	○	○	○
1018	1045		4340											○	○	○


○ Good ○ Best



List 9182

EXOCARB® MAX CBN-LN-SXR, Long Neck

SPEED FEED 1450	CBN	BR	2 FLUTE	30°		SHANK h6	STUB	PACKED 1 PIECE
---------------------------	------------	-----------	----------------	------------	--	--------------------	-------------	--------------------------



Cutting Diameter Tolerance	
0.5mm ≤ D ≤ 1mm	+0 / -0.010mm
1.5mm ≤ D ≤ 3mm	+0 / -0.015mm

Radius Tolerance	
0.05 ≤ R ≤ 0.5	+/- 0.005mm

EDP Number		Diameter		Corner Radius	Length of Cut		Neck Length	Overall Length	Shank Diameter
		D (mm)	R (mm)	R (mm)	Lc (mm)	L1 (mm)	L (mm)	d (mm)	
8526410	●	0.50	0.05	0.30	2.50	45.00	4.00		
8526411	●	0.50	0.10	0.30	2.50	45.00	4.00		
8526420	●	1.00	0.05	0.60	5.00	45.00	4.00		
8526421	●	1.00	0.10	0.60	5.00	45.00	4.00		
8526422	●	1.00	0.20	0.60	5.00	45.00	4.00		
8526423	●	1.00	0.30	0.60	5.00	45.00	4.00		
8526431	●	1.50	0.10	0.90	7.50	50.00	6.00		
8526432	●	1.50	0.20	0.90	7.50	50.00	6.00		
8526433	●	1.50	0.30	0.90	7.50	50.00	6.00		
8526441	●	2.00	0.10	1.20	10.00	50.00	6.00		
8526442	●	2.00	0.20	1.20	10.00	50.00	6.00		
8526443	●	2.00	0.30	1.20	10.00	50.00	6.00		
8526445	●	2.00	0.50	1.20	10.00	50.00	6.00		
8526461	●	3.00	0.10	1.80	12.00	50.00	6.00		
8526462	●	3.00	0.20	1.80	12.00	50.00	6.00		
8526463	●	3.00	0.30	1.80	12.00	50.00	6.00		
8526465	●	3.00	0.50	1.80	12.00	50.00	6.00		

● Stocked ○ Available Upon Request; MOQ May Apply ▲ Globally Stocked



P					M			K	N		S		H				
Steel					Stainless Steel			Cast Iron	Non-Ferrous		HRSA		Hardened Steel				
Carbon Steel			Alloy Steel	Die Steel					Aluminum		Nickel Alloy	Titanium					
Low	Medium	High							6061	7075			Casting	Inconel	6Al4V (30 HRC)	~35 HRC	35-45 HRC
1010	1035	1065	4140	4340													
1018	1045				300	400	17-4 PH										

○ Good ⊗ Best





EXOCARB® AERO UVX SILENT ROUGHER

Unequal Index, Variable Helix, eXotic Materials

ABOUT OSG

DRILLING

THREADING

MILLING

HOLDERS

INDEX

List 3815

EXOCARB® AERO SI-WC-RESF, Low Helix

SPEED FEED 1451	CARBIDE	WXL	ROUGH	4 FLUTE	17.5-22.5	REG	PACKED 1 PIECE
---------------------------	----------------	------------	--------------	----------------	------------------	------------	--------------------------

Cutting Diameter Tolerance	
1/4" ≤ D ≤ 3/8"	+0 / -0.002"
1/2" ≤ D ≤ 1"	+0 / -0.0025"



EDP Number	Diameter	Corner Chamfer	Length of Cut	Overall Length	Shank Diameter
38150111	1/4	0.020	0.500	2.500	0.250
38150911	5/16	0.020	0.625	3.000	0.313
38151711	3/8	0.020	0.750	3.000	0.375
38152511	1/2	0.020	1.000	3.500	0.500
38153311	5/8	0.030	1.250	4.000	0.625
38154111	3/4	0.030	1.500	4.250	0.750
38154911	1	0.030	2.000	5.000	1.000

● Stocked ○ Available Upon Request; MOQ May Apply ▲ Globally Stocked



P					M			K	N		S		H			
Steel					Stainless Steel			Cast Iron	Non-Ferrous		HRSA		Hardened Steel			
Carbon Steel			Alloy Steel	Die Steel					Aluminum		Nickel Alloy	Titanium				
Low	Medium	High						6061	Casting	Inconel			6Al4V (30 HRC)	~35 HRC	35-45 HRC	45-50 HRC
1010	1035	1065	4140	4340	300	400	17-4 PH	6061	7075							
○	○	○	○	○	○	○	○	○	○			○	○			

○ Good ○ Best



EXOCARB® AERO UVX SILENT ROUGHER

Unequal Index, Variable Helix, eXotic Materials



List 3915

EXOCARB® AERO SI-WC-RESF, Low Helix

SPEED FEED 1451	CARBIDE	WXL	ROUGH	4 FLUTE	17.5-22.5			SHANK h6	STUB	REG	PACKED 1 PIECE
---------------------------	----------------	------------	--------------	----------------	------------------	--	--	--------------------	-------------	------------	--------------------------

Cutting Diameter Tolerance	
6mm ≤ D ≤ 12mm	+0 / -0.050mm
14mm ≤ D ≤ 25mm	+0 / -0.060mm



EDP Number		Diameter		Corner Chamfer	Length of Cut	Overall Length	Shank Diameter
		D (mm)	C (mm)	C (mm)	Lc (mm)	L (mm)	d (mm)
3017406	●	6.00	0.50	0.50	13.00	60.00	6.00
3017408	●	8.00	0.50	0.50	19.00	80.00	8.00
3017410	●	10.00	0.50	0.50	22.00	80.00	10.00
3017412	●	12.00	0.50	0.50	26.00	80.00	12.00
39150811	●	14.00	0.60	0.60	26.00	85.00	14.00
39151211	●	16.00	0.60	0.60	32.00	100.00	16.00
39151611	●	18.00	0.60	0.60	32.00	100.00	18.00
39152011	●	20.00	0.60	0.60	38.00	105.00	20.00
39152411	●	25.00	0.60	0.60	45.00	120.00	25.00

● Stocked ○ Available Upon Request; MOQ May Apply ▲ Globally Stocked



ABOUT OSG

DRILLING

THREADING

MILLING

HOLDERS

INDEX

P					M			K	N		S		H						
Steel					Stainless Steel			Cast Iron	Non-Ferrous		HRSA		Hardened Steel						
Carbon Steel			Alloy Steel	Die Steel					Aluminum		Nickel Alloy	Titanium							
Low	Medium	High							6061	Casting			Inconel	6Al4V (30 HRC)	~35 HRC	35-45 HRC	45-50 HRC	50-70 HRC	
1010	1035	1065	4140																
1018	1045		4340			300	400	17-4 PH		7075									

○ Good ⊙ Best





EXOCARB® AERO UVX SILENT ROUGHER

Unequal Index, Variable Helix, eXotic Materials

ABOUT OSG

DRILLING

THREADING

MILLING

HOLDERS

INDEX

List 3820

EXOCARB® AERO SI-WC-RESF, High Helix

SPEED FEED 1451	CARBIDE	WXL	ROUGH	4 FLUTE	40-42°	REG	SHANK h6	REG	PACKED 1 PIECE
---------------------------	----------------	------------	--------------	----------------	---------------	------------	--------------------	------------	--------------------------



Cutting Diameter Tolerance	
1/4" ≤ D ≤ 3/8"	+0 / -0.002"
1/2" ≤ D ≤ 1"	+0 / -0.0025"

EDP Number	Diameter	Corner Chamfer	Length of Cut	Overall Length	Shank Diameter
38200211	1/4	0.020	0.500	2.500	0.250
38201011	5/16	0.020	0.625	3.000	0.313
38201811	3/8	0.020	0.750	3.000	0.375
38202611	1/2	0.020	1.000	3.500	0.500
38203411	5/8	0.030	1.250	4.000	0.625
38204211	3/4	0.030	1.500	4.250	0.750
38205011	1	0.030	2.000	5.000	1.000

● Stocked ○ Available Upon Request; MOQ May Apply ▲ Globally Stocked



P					M			K	N		S		H			
Steel					Stainless Steel			Cast Iron	Non-Ferrous		HRSA		Hardened Steel			
Carbon Steel			Alloy Steel	Die Steel	Aluminum		Nickel Alloy		Titanium							
Low	Medium	High			6061	Casting				Inconel	6Al4V (30 HRC)	~35 HRC	35-45 HRC	45-50 HRC	50-70 HRC	
1010	1035	1065	4140	Die Steel	300	400	17-4 PH	Cast Iron	6061	Casting	Inconel	6Al4V (30 HRC)	~35 HRC	35-45 HRC	45-50 HRC	50-70 HRC
1018	1045	1065	4340		300	400	17-4 PH		6061	7075	Casting	Inconel	6Al4V (30 HRC)	~35 HRC	35-45 HRC	45-50 HRC

○ Good ⊗ Best



EXOCARB® AERO UVX SILENT ROUGHER

Unequal Index, Variable Helix, eXotic Materials



List 3920

EXOCARB® AERO SI-WC-RESF, High Helix

SPEED FEED 1451	CARBIDE	WXL	ROUGH	4 FLUTE	40-42°		SHANK h6	STUB	REG	PACKED 1 PIECE
---------------------------	----------------	------------	--------------	----------------	---------------	--	--------------------	-------------	------------	--------------------------

Cutting Diameter Tolerance	
6mm ≤ D ≤ 12mm	+0 / -0.050mm
14mm ≤ D ≤ 25mm	+0 / -0.060mm



EDP Number		Diameter		Corner Chamfer	Length of Cut	Overall Length	Shank Diameter
		D (mm)	C (mm)	C (mm)	Lc (mm)	L (mm)	d (mm)
3017456	●	6.00	0.50	0.50	13.00	60.00	6.00
3017458	●	8.00	0.50	0.50	19.00	80.00	8.00
3017460	●	10.00	0.50	0.50	22.00	80.00	10.00
3017462	●	12.00	0.50	0.50	26.00	80.00	12.00
39200911	●	14.00	0.60	0.60	26.00	85.00	14.00
39201311	●	16.00	0.60	0.60	32.00	100.00	16.00
39201711	●	18.00	0.60	0.60	32.00	100.00	18.00
39202111	●	20.00	0.60	0.60	38.00	105.00	20.00
39202511	●	25.00	0.60	0.60	45.00	120.00	25.00

● Stocked ○ Available Upon Request; MOQ May Apply ▲ Globally Stocked



ABOUT OSG

DRILLING

THREADING

MILLING

HOLDERS

INDEX

P					M			K	N		S		H			
Steel					Stainless Steel			Cast Iron	Non-Ferrous		HRSA		Hardened Steel			
Carbon Steel			Alloy Steel	Die Steel	Aluminum		Nickel Alloy		Titanium	Hardened Steel						
Low	Medium	High			6061	7075				Casting	Inconel	6Al4V (30 HRC)	~35 HRC	35-45 HRC	45-50 HRC	50-70 HRC
1010	1035	1065	4140	4340	300	400	17-4 PH	6061	7075	Casting	Inconel	6Al4V (30 HRC)	~35 HRC	35-45 HRC	45-50 HRC	50-70 HRC
○	○	○	○	○	⊗	⊗	⊗	○	○		○	⊗	⊗	○		

○ Good ⊗ Best





EXOCARB® AERO UVX SILENT ROUGHER

Unequal Index, Variable Helix, eXotic Materials

ABOUT OSG

DRILLING

THREADING

MILLING


HOLDERS

INDEX

List 3825

EXOCARB® AERO SI-WC-LN-RESF, Long Neck, Low Helix

SPEED FEED 1451	CARBIDE	WXL	ROUGH	4 FLUTE	17.5-22.5		SHANK h6	REG	PACKED 1 PIECE
---------------------------	----------------	------------	--------------	----------------	------------------	--	--------------------	------------	--------------------------



Cutting Diameter Tolerance	
1/4" ≤ D ≤ 3/8"	+0 / -0.002"
1/2" ≤ D ≤ 1"	+0 / -0.0025"

EDP Number	Diameter	Corner Chamfer	Length of Cut		Neck Diameter	Overall Length	Shank Diameter
			D (Fractional Size)	C (Inch)			
38250511	1/4	0.020	0.500	1.250	0.238	2.500	0.250
38251311	5/16	0.020	0.625	1.375	0.301	3.000	0.313
38252111	3/8	0.020	0.750	1.500	0.363	3.000	0.375
38252911	1/2	0.020	1.000	1.750	0.488	3.500	0.500
38253711	5/8	0.030	1.250	2.000	0.605	4.000	0.625
38254511	3/4	0.030	1.500	2.250	0.726	4.250	0.750
38255311	1	0.030	2.000	2.750	0.969	5.000	1.000

● Stocked ○ Available Upon Request; MOQ May Apply ▲ Globally Stocked



P					M			K	N		S		H					
Steel					Stainless Steel			Cast Iron	Non-Ferrous		HRSA		Hardened Steel					
Carbon Steel			Alloy Steel	Die Steel	Aluminum		Nickel Alloy		Titanium	Hardened Steel								
Low	Medium	High			6061	7075				Casting	Inconel	6Al4V (30 HRC)	~35 HRC	35-45 HRC	45-50 HRC	50-70 HRC		
1010	1035	1065	4140	4340	300	400	17-4 PH											
○	○	○	○	○	○	○	○	○	○			○	○					

○ Good ○ Best



EXOCARB® AERO UVX SILENT ROUGHER

Unequal Index, Variable Helix, eXotic Materials



List 3830

EXOCARB® AERO SI-WC-LN-RESF, Long Neck, High Helix

SPEED FEED 1451	CARBIDE	WXL	ROUGH	4 FLUTE	40-42°		SHANK h6	REG	PACKED 1 PIECE
---------------------------	----------------	------------	--------------	----------------	---------------	--	--------------------	------------	--------------------------

Cutting Diameter Tolerance	
1/4" ≤ D ≤ 3/8"	+0 / -0.002"
1/2" ≤ D ≤ 1"	+0 / -0.0025"



EDP Number	Diameter	Corner Chamfer	Length of Cut		Neck Diameter	Overall Length	Shank Diameter
			D (Fractional Size)	C (Inch)			
38300611	1/4	0.020	0.500	1.250	0.238	2.500	0.250
38301411	5/16	0.020	0.625	1.375	0.301	3.000	0.313
38302211	3/8	0.020	0.750	1.500	0.363	3.000	0.375
38303011	1/2	0.020	1.000	1.750	0.488	3.500	0.500
38303811	5/8	0.030	1.250	2.000	0.605	4.000	0.625
38304611	3/4	0.030	1.500	2.250	0.726	4.250	0.750
38305411	1	0.030	2.000	2.750	0.969	5.000	1.000

● Stocked ○ Available Upon Request; MOQ May Apply ▲ Globally Stocked



ABOUT OSG

DRILLING

THREADING

MILLING

HOLDERS

INDEX

P					M			K	N		S		H				
Steel					Stainless Steel			Cast Iron	Non-Ferrous		HRSA		Hardened Steel				
Carbon Steel			Alloy Steel	Die Steel	Aluminum		Nickel Alloy		Titanium	Hardened Steel							
Low	Medium	High			6061	7075				Casting	Inconel	6Al4V (30 HRC)	~35 HRC	35-45 HRC	45-50 HRC	50-70 HRC	
1010	1035	1065	4140	4340	300	400	17-4 PH	○	○	○	○	○	○	○	○	○	○
○	○	○	○	○	○	○	○	○	○	○	○	○	○	○	○	○	○

○ Good ○ Best





EXOCARB® AERO ROUGHER

Carbide Rougher for Heavy Milling in Exotic Materials

ABOUT OSG

DRILLING

THREADING

MILLING

HOLDERS

INDEX

List 2015

EXOCARB® AERO ROUGHER

SPEED FEED 1452	CARBIDE	TiAlN	ROUGH	4 FLUTE	40°			SHANK h6	STUB	REG	PACKED 1 PIECE
---------------------------	----------------	--------------	--------------	----------------	------------	--	--	--------------------	-------------	------------	--------------------------

Cutting Diameter Tolerance	
1/4" ≤ D ≤ 1"	+0 / -0.0015"



EDP Number	Diameter	Corner Radius	Length of Cut	Overall Length	Shank Diameter
20150111	1/4	0.030	0.375	2.000	0.250
20150211	1/4	0.030	0.750	2.500	0.250
20150311	3/8	0.030	0.500	2.000	0.375
20150411	3/8	0.030	0.875	2.500	0.375
20150511	1/2	0.030	0.625	2.500	0.500
20150611	1/2	0.030	1.250	3.000	0.500
20150811	1/2	0.060	1.250	3.000	0.500
20151011	1/2	0.125	1.250	3.000	0.500
20151111	5/8	0.030	0.750	3.000	0.625
20151211	5/8	0.030	1.250	3.500	0.625
20151411	5/8	0.060	1.250	3.500	0.625
20151511	5/8	0.125	1.250	3.500	0.625
20151911	3/4	0.060	0.875	3.500	0.750
20152111	3/4	0.125	1.500	4.000	0.750
20152211	3/4	0.190	1.500	4.000	0.750
20152711	1	0.060	1.500	4.000	1.000
20152911	1	0.125	1.500	4.000	1.000
20153211	1	0.190	2.250	5.000	1.000

● Stocked ○ Available Upon Request; MOQ May Apply ▲ Globally Stocked



P					M			K	N		S		H						
Steel					Stainless Steel			Cast Iron	Non-Ferrous		HRSA		Hardened Steel						
Carbon Steel			Alloy Steel	Die Steel					Aluminum		Nickel Alloy	Titanium							
Low	Medium	High							6061	Casting			Inconel	6Al4V (30 HRC)	~35 HRC	35-45 HRC	45-50 HRC	50-70 HRC	
1010	1035	1045	1065	4140	4340	300	400	17-4 PH											
○	○	○	○	○	○	○	○	○			○	○	○	○	○				

○ Good ○ Best






List 2106

EXOCARB® AERO UVX-TI-CR-5FL

SPEED FEED 1374	CARBIDE	EXO®	5 FLUTE	41-43°		SHANK h6	STUB	REG	LONG	PACKED 1 PIECE
--------------------	---------	------	---------	--------	--	-------------	------	-----	------	-------------------

Cutting Diameter Tolerance	
1/2" ≤ D ≤ 1-1/4"	+0 / -0.002"



EDP Number	Dia.	Corner Radius		Length of Cut		Overall Length		Shank Dia.	
		D (Fractional Size)	R (Inch)	Lc (Inch)	L (Inch)	d (Inch)			
21062111	●	1/2	0.030	0.625	2.500	0.500			
21062211	●	1/2	0.060	0.625	2.500	0.500			
21062311	●	1/2	0.090	0.625	2.500	0.500			
21062411	●	1/2	0.120	0.625	2.500	0.500			
21062511	●	1/2	0.030	1.000	3.000	0.500			
21062611	●	1/2	0.060	1.000	3.000	0.500			
21062711	●	1/2	0.090	1.000	3.000	0.500			
21062811	●	1/2	0.120	1.000	3.000	0.500			
21062911	●	1/2	0.015	1.250	3.500	0.500			
21063011	●	1/2	0.030	1.250	3.500	0.500			
21063111	●	1/2	0.060	1.250	3.500	0.500			
21063211	●	1/2	0.090	1.250	3.500	0.500			
21063311	●	1/2	0.120	1.250	3.500	0.500			
21063411	●	1/2	0.015	1.625	3.500	0.500			
21063511	●	1/2	0.030	1.625	3.500	0.500			
21063611	●	1/2	0.060	1.625	3.500	0.500			
21063711	●	1/2	0.090	1.625	3.500	0.500			
21063811	●	1/2	0.120	1.625	3.500	0.500			
21063911	●	5/8	0.030	1.250	3.500	0.625			
21064011	●	5/8	0.060	1.250	3.500	0.625			
21064111	●	5/8	0.090	1.250	3.500	0.625			
21064211	●	5/8	0.120	1.250	3.500	0.625			
21064311	●	5/8	0.030	1.875	4.000	0.625			
21064411	●	5/8	0.060	1.875	4.000	0.625			
21064511	●	5/8	0.090	1.875	4.000	0.625			
21064611	●	5/8	0.120	1.875	4.000	0.625			
21064711	●	3/4	0.030	1.500	4.000	0.750			
21064811	●	3/4	0.060	1.500	4.000	0.750			
21064911	●	3/4	0.090	1.500	4.000	0.750			
21065011	●	3/4	0.120	1.500	4.000	0.750			
21065111	●	3/4	0.150	1.500	4.000	0.750			

● Stocked ○ Available Upon Request; MOQ May Apply
▲ Globally Stocked



EDP Number	Dia.	Corner Radius		Length of Cut		Overall Length		Shank Dia.	
		D (Fractional Size)	R (Inch)	Lc (Inch)	L (Inch)	d (Inch)			
21065211	●	3/4	0.030	2.250	5.000	0.750			
21065311	●	3/4	0.060	2.250	5.000	0.750			
21065411	●	3/4	0.090	2.250	5.000	0.750			
21065511	●	3/4	0.120	2.250	5.000	0.750			
21065611	●	3/4	0.150	2.250	5.000	0.750			
21065711	●	1	0.030	1.500	4.000	1.000			
21065811	●	1	0.060	1.500	4.000	1.000			
21065911	●	1	0.090	1.500	4.000	1.000			
21066011	●	1	0.120	1.500	4.000	1.000			
21066111	●	1	0.150	1.500	4.000	1.000			
21066211	●	1	0.030	3.000	6.000	1.000			
21066311	●	1	0.060	3.000	6.000	1.000			
21066411	●	1	0.090	3.000	6.000	1.000			
21066511	●	1	0.120	3.000	6.000	1.000			
21066611	●	1	0.150	3.000	6.000	1.000			
21066711	●	1-1/4	0.030	1.500	4.000	1.250			
21066811	●	1-1/4	0.060	1.500	4.000	1.250			
21066911	●	1-1/4	0.090	1.500	4.000	1.250			
21067011	●	1-1/4	0.120	1.500	4.000	1.250			
21067111	●	1-1/4	0.150	1.500	4.000	1.250			
21067211	●	1-1/4	0.030	3.000	6.000	1.250			
21067311	●	1-1/4	0.060	3.000	6.000	1.250			
21067411	●	1-1/4	0.090	3.000	6.000	1.250			
21067511	●	1-1/4	0.120	3.000	6.000	1.250			
21067611	●	1-1/4	0.150	3.000	6.000	1.250			
21067711	●	1-1/4	0.030	4.000	7.000	1.250			
21067811	●	1-1/4	0.060	4.000	7.000	1.250			
21067911	●	1-1/4	0.090	4.000	7.000	1.250			
21068011	●	1-1/4	0.120	4.000	7.000	1.250			
21068111	●	1-1/4	0.150	4.000	7.000	1.250			

● Stocked ○ Available Upon Request; MOQ May Apply
▲ Globally Stocked



P					M			K	N		S		H				
Steel					Stainless Steel			Cast Iron	Non-Ferrous		HRSA		Hardened Steel				
Carbon Steel			Alloy Steel	Die Steel					Aluminum	Nickel Alloy	Titanium						
Low	Medium	High			300	400	17-4 PH					6061 7075	Casting	Inconel	6Al4V (30 HRC)	~35 HRC	35-45 HRC
1010	1035	1045	1065	4140 4340	○	○	○				◎						

○ Good ◎ Best





EXOCARB® AERO UVX-Ti

Variable Lead End Mill for Titanium Alloy

ABOUT OSG

DRILLING

THREADING

MILLING

HOLDERS

INDEX

List 2108

EXOCARB® AERO UVX-TI-LN-5FL, Reduced Neck

SPEED FEED 1374	CARBIDE	EXO®	5 FLUTE	41-43°		SHANK h6	REG	PACKED 1 PIECE
---------------------------	----------------	-------------	----------------	---------------	--	--------------------	------------	--------------------------

Cutting Diameter Tolerance	
1/2" ≤ D ≤ 1-1/4"	+0 / -0.002"



EDP Number		Diameter		Corner Radius	Length of Cut		Neck Length	Neck Diameter	Overall Length	Shank Diameter
		D (Fractional Size)	R (Inch)	R (Inch)	Lc (Inch)	L1 (Inch)	L1 (Inch)	d1 (Inch)	L (Inch)	d (Inch)
21080011	●	1/2	0.030	1.000	1.500	1.500	0.480	3.500	0.500	
21080111	●	1/2	0.060	1.000	1.500	1.500	0.480	3.500	0.500	
21080211	●	1/2	0.090	1.000	1.500	1.500	0.480	3.500	0.500	
21080311	●	1/2	0.120	1.000	1.500	1.500	0.480	3.500	0.500	
21080411	●	5/8	0.030	1.250	1.875	1.875	0.605	4.000	0.625	
21080511	●	5/8	0.060	1.250	1.875	1.875	0.605	4.000	0.625	
21080611	●	5/8	0.090	1.250	1.875	1.875	0.605	4.000	0.625	
21080711	●	5/8	0.120	1.250	1.875	1.875	0.605	4.000	0.625	
21080811	●	3/4	0.030	1.500	2.250	2.250	0.730	4.750	0.750	
21080911	●	3/4	0.060	1.500	2.250	2.250	0.730	4.750	0.750	
21081011	●	3/4	0.090	1.500	2.250	2.250	0.730	4.750	0.750	
21081111	●	3/4	0.120	1.500	2.250	2.250	0.730	4.750	0.750	
21081211	●	3/4	0.150	1.500	2.250	2.250	0.730	4.750	0.750	
21081311	●	1	0.030	2.000	3.000	3.000	0.980	5.500	1.000	
21081411	●	1	0.060	2.000	3.000	3.000	0.980	5.500	1.000	
21081511	●	1	0.090	2.000	3.000	3.000	0.980	5.500	1.000	
21081611	●	1	0.120	2.000	3.000	3.000	0.980	5.500	1.000	
21081711	●	1	0.150	2.000	3.000	3.000	0.980	5.500	1.000	
21081811	●	1-1/4	0.030	2.500	3.750	3.750	1.230	6.000	1.250	
21081911	●	1-1/4	0.060	2.500	3.750	3.750	1.230	6.000	1.250	
21082011	●	1-1/4	0.090	2.500	3.750	3.750	1.230	6.000	1.250	
21082111	●	1-1/4	0.120	2.500	3.750	3.750	1.230	6.000	1.250	
21082211	●	1-1/4	0.150	2.500	3.750	3.750	1.230	6.000	1.250	

● Stocked ○ Available Upon Request; MOQ May Apply ▲ Globally Stocked



P					M			K	N		S		H					
Steel					Stainless Steel			Cast Iron	Non-Ferrous		HRSA		Hardened Steel					
Carbon Steel			Alloy Steel	Die Steel	Aluminum		Nickel Alloy		Titanium									
Low	Medium	High			6061	7075				Casting	Inconel	6Al4V (30 HRC)	~35 HRC	35-45 HRC	45-50 HRC	50-70 HRC		
1010	1035	1065	4140	4340	300	400	17-4 PH											
1018	1045				○	○	○					◎						

○ Good ◎ Best





List 2110

EXOCARB® AERO UVX-TI-LN-CR-5FL, Reduced Neck

SPEED FEED 1375	CARBIDE	EXO	5 FLUTE	41-43°		SHANK h6	REG	PACKED 1 PIECE
---------------------------	----------------	------------	----------------	---------------	--	--------------------	------------	--------------------------

Cutting Diameter Tolerance	
12mm ≤ D ≤ 20mm	+0 / -0.050mm



EDP Number		Diameter		Corner Radius	Length of Cut		Neck Length	Neck Diameter	Overall Length	Shank Diameter
		D (mm)	R (mm)	R (mm)	Lc (mm)	L1 (mm)	d1 (mm)	L (mm)	d (mm)	
8555321	●	12.00	1.00	1.00	24.00	36.00	11.50	90.00	12.00	
8555322	●	12.00	1.50	1.50	24.00	36.00	11.50	90.00	12.00	
8555323	●	12.00	2.00	2.00	24.00	36.00	11.50	90.00	12.00	
8555324	●	12.00	2.50	2.50	24.00	36.00	11.50	90.00	12.00	
8555325	●	12.00	3.00	3.00	24.00	36.00	11.50	90.00	12.00	
8555326	●	12.00	4.00	4.00	24.00	36.00	11.50	90.00	12.00	
8555361	●	16.00	1.00	1.00	32.00	48.00	15.50	100.00	16.00	
8555362	●	16.00	1.50	1.50	32.00	48.00	15.50	100.00	16.00	
8555363	●	16.00	2.00	2.00	32.00	48.00	15.50	100.00	16.00	
8555364	●	16.00	2.50	2.50	32.00	48.00	15.50	100.00	16.00	
8555365	●	16.00	3.00	3.00	32.00	48.00	15.50	100.00	16.00	
8555366	●	16.00	4.00	4.00	32.00	48.00	15.50	100.00	16.00	
8555401	●	20.00	1.00	1.00	40.00	60.00	19.50	120.00	20.00	
8555402	●	20.00	1.50	1.50	40.00	60.00	19.50	120.00	20.00	
8555403	●	20.00	2.00	2.00	40.00	60.00	19.50	120.00	20.00	
8555404	●	20.00	2.50	2.50	40.00	60.00	19.50	120.00	20.00	
8555405	●	20.00	3.00	3.00	40.00	60.00	19.50	120.00	20.00	
8555406	●	20.00	4.00	4.00	40.00	60.00	19.50	120.00	20.00	
8555407	●	20.00	5.00	5.00	40.00	60.00	19.50	120.00	20.00	

● Stocked ○ Available Upon Request; MOQ May Apply ▲ Globally Stocked



ABOUT OSG

DRILLING

THREADING

MILLING

HOLDERS

INDEX

P					M			K	N		S		H					
Steel					Stainless Steel			Cast Iron	Non-Ferrous		HRSA		Hardened Steel					
Carbon Steel			Alloy Steel	Die Steel					Aluminum		Nickel Alloy	Titanium						
Low	Medium	High							6061	Casting			Inconel	6Al4V (30 HRC)	~35 HRC	35-45 HRC	45-50 HRC	50-70 HRC
1010	1035	1065	4140	4340	300	400	17-4 PH											
1018	1045				○	○	○					◎						

○ Good ◎ Best





EXOCARB® AERO HFC-Ti

High Feed Radius End Mill for Titanium Alloy

ABOUT OSG

DRILLING

THREADING

MILLING

HOLDERS


INDEX

List 2080

EXOCARB® AERO HFC-Ti, High Feed Radius Type

SPEED FEED 1453	CARBIDE	BR	0°	HF	SHANK h6	STUB	PACKED 1 PIECE
--------------------	---------	----	----	----	-------------	------	-------------------

Cutting Diameter Tolerance	
5/8" ≤ D ≤ 1"	+0 / -0.002"



EDP Number	Diameter	Effective Diameter	Length of Cut	Neck Length	Neck Diameter	Overall Length	Shank Diameter	Number of Flutes
20806250	5/8	0.304	0.197	2.760	0.586	4.724	0.625	6
20807500	3/4	0.365	0.197	2.760	0.711	4.724	0.750	8
20801000	1	0.486	0.197	2.760	0.961	4.724	1.000	8

● Stocked ○ Available Upon Request; MOQ May Apply ▲ Globally Stocked



P					M			K	N		S		H				
Steel					Stainless Steel			Cast Iron	Non-Ferrous		HRSA		Hardened Steel				
Carbon Steel			Alloy Steel	Die Steel	Aluminum		Nickel Alloy		Titanium								
Low	Medium	High			6061	7075				Casting	Inconel	6Al4V (30 HRC)	~35 HRC	35-45 HRC	45-50 HRC	50-70 HRC	
1010	1035	1065	4140	4340	300	400	17-4 PH		6061	7075	Casting	Inconel	6Al4V (30 HRC)	~35 HRC	35-45 HRC	45-50 HRC	50-70 HRC

○ Good ⊙ Best






List 2081

EXOCARB® AERO HFC-TI, High Feed Radius Type

SPEED FEED 1453	CARBIDE	BR	0°	HF	SHANK h6	STUB	PACKED 1 PIECE
---------------------------	----------------	-----------	-----------	-----------	--------------------	-------------	--------------------------

Cutting Diameter Tolerance	
16mm ≤ D ≤ 25mm	+0 / -0.050mm



EDP Number		Diameter		Length of Cut		Neck Length		Overall Length		Shank Diameter		Number of Flutes
		D (mm)	DCF (mm)	Lc (mm)	L1 (mm)	d1 (mm)	L (mm)	d (mm)				
8555716	●	16.00	7.77	5.00	70.00	15.00	120.00	16.00	6			
8555720	●	20.00	9.72	5.00	70.00	19.00	120.00	20.00	8			
8555725	●	25.00	12.15	5.00	70.00	24.00	120.00	25.00	8			

● Stocked ○ Available Upon Request; MOQ May Apply ▲ Globally Stocked



ABOUT OSG

DRILLING

THREADING

MILLING

HOLDERS

INDEX

P					M			K	N		S		H				
Steel					Stainless Steel			Cast Iron	Non-Ferrous		HRSA		Hardened Steel				
Carbon Steel			Alloy Steel	Die Steel	Aluminum		Nickel Alloy		Titanium								
Low	Medium	High			6061	7075				Casting	Inconel	6Al4V (30 HRC)	~35 HRC	35-45 HRC	45-50 HRC	50-70 HRC	
1010	1035	1065	4140	4340	300	400	17-4 PH										
1018	1045																

○ Good ⊙ Best





EXOCARB® AERO DLC


High Speed Carbide End Mills for Aluminum Alloy

List 2863

EXOCARB® AERO-EDS

SPEED FEED 1454	CARBIDE	DLC	2 FLUTE	25°		SHANK h6	STUB	PACKED 1 PIECE
---------------------------	----------------	------------	----------------	------------	--	--------------------	-------------	--------------------------

Cutting Diameter Tolerance	
1/2" ≤ D ≤ 1"	+0 / -0.0012"



EDP Number	Diameter	Corner Radius	Length of Cut		Neck Length	Neck Diameter	Overall Length	Shank Diameter
			D (Fractional Size)	R (Inch)				
28630000	●	1/2	0.030	0.750	2.205	0.461	4.000	0.500
28630100	●	1/2	0.060	0.750	2.205	0.461	4.000	0.500
28630200	●	1/2	0.090	0.750	2.205	0.461	4.000	0.500
28630400	●	1/2	0.120	0.750	2.205	0.461	4.000	0.500
28630600	●	5/8	0.030	1.000	2.205	0.559	4.000	0.625
28630700	●	5/8	0.060	1.000	2.205	0.559	4.000	0.625
28630800	●	5/8	0.090	1.000	2.205	0.559	4.000	0.625
28630900	●	5/8	0.120	1.000	2.205	0.559	4.000	0.625
28631000	●	5/8	0.190	1.000	2.205	0.559	4.000	0.625
28631200	●	3/4	0.030	1.125	2.205	0.669	4.000	0.750
28631300	●	3/4	0.060	1.125	2.205	0.669	4.000	0.750
28631400	●	3/4	0.090	1.125	2.205	0.669	4.000	0.750
28631500	●	3/4	0.120	1.125	2.205	0.669	4.000	0.750
28631600	●	3/4	0.190	1.125	2.205	0.669	4.000	0.750
28631800	●	7/8	0.030	1.313	2.205	0.787	4.000	0.875
28631900	●	7/8	0.060	1.313	2.205	0.787	4.000	0.875
28632000	●	7/8	0.090	1.313	2.205	0.787	4.000	0.875
28632100	●	7/8	0.120	1.313	2.205	0.787	4.000	0.875
28632200	●	7/8	0.190	1.313	2.205	0.787	4.000	0.875
28632400	●	1	0.030	1.500	2.205	0.921	4.000	1.000
28632500	●	1	0.060	1.500	2.205	0.921	4.000	1.000
28632600	●	1	0.090	1.500	2.205	0.921	4.000	1.000
28632700	●	1	0.120	1.500	2.205	0.921	4.000	1.000
28632800	●	1	0.190	1.500	2.205	0.921	4.000	1.000

● Stocked ○ Available Upon Request; MOQ May Apply ▲ Globally Stocked



ABOUT OSG

DRILLING

THREADING

MILLING

HOLDERS

INDEX

P					M			K	N		S		H				
Steel					Stainless Steel			Cast Iron	Non-Ferrous		HRSA		Hardened Steel				
Carbon Steel			Alloy Steel	Die Steel					Aluminum		Nickel Alloy	Titanium					
Low	Medium	High			6061	7075	Casting		Inconel	6Al4V (30 HRC)							
1010	1035	1065	4140	Die Steel	300	400	17-4 PH	Cast Iron	6061	7075	Casting	Inconel	6Al4V (30 HRC)	~35 HRC	35-45 HRC	45-50 HRC	50-70 HRC
1018	1045	1065	4340		300	400	17-4 PH		6061	7075	Casting	Inconel	6Al4V (30 HRC)	~35 HRC	35-45 HRC	45-50 HRC	50-70 HRC

○ Good ⊙ Best



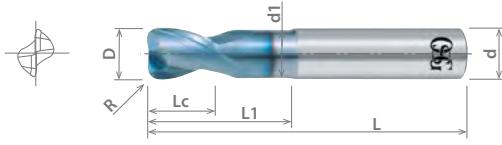


List 2963

EXOCARB® AERO-EDS

SPEED FEED 1454	CARBIDE	DLC	2 FLUTE	25°		SHANK h6	STUB	PACKED 1 PIECE
---------------------------	----------------	------------	----------------	------------	--	--------------------	-------------	--------------------------

Cutting Diameter Tolerance	
12mm ≤ D ≤ 25mm	+0 / -0.030mm



EDP Number		Diameter		Length of Cut		Neck Diameter		Overall Length		Shank Diameter	
		D (mm)	R (mm)	Lc (mm)	L1 (mm)	d1 (mm)	L (mm)	d (mm)			
8528822	●	12.00	1.00	14.00	40.00	11.00	90.00	12.00			
8528823	●	12.00	1.60	14.00	40.00	11.00	90.00	12.00			
8528826	●	12.00	3.00	14.00	40.00	11.00	90.00	12.00			
8528862	●	16.00	1.00	18.00	45.00	14.40	100.00	16.00			
8528863	●	16.00	1.60	18.00	45.00	14.40	100.00	16.00			
8528866	●	16.00	3.00	18.00	45.00	14.40	100.00	16.00			
8528902	●	20.00	1.00	22.00	56.00	18.00	110.00	20.00			
8528903	●	20.00	1.60	22.00	56.00	18.00	110.00	20.00			
8528906	●	20.00	3.00	22.00	56.00	18.00	110.00	20.00			
8528952	●	25.00	1.00	27.00	56.00	23.00	110.00	25.00			
8528953	●	25.00	1.60	27.00	56.00	23.00	110.00	25.00			
8528956	●	25.00	3.00	27.00	56.00	23.00	110.00	25.00			

● Stocked ○ Available Upon Request; MOQ May Apply ▲ Globally Stocked



ABOUT OSG

DRILLING

THREADING

MILLING

HOLDERS

INDEX

P					M			K	N		S		H			
Steel					Stainless Steel			Cast Iron	Non-Ferrous		HRSA		Hardened Steel			
Carbon Steel			Alloy Steel	Die Steel					Aluminum		Nickel Alloy	Titanium				
Low	Medium	High			6061	7075	Casting		Inconel	6Al4V (30 HRC)						
1010	1035	1065	4140	4340	300	400	17-4 PH					~35 HRC	35-45 HRC	45-50 HRC	50-70 HRC	
1018	1045							○	○							

○ Good ○ Best






List 7072

EXOCARB® DIAMOND LS-CR, Long Shank

SPEED FEED 1383	CARBIDE	DIA	12µm	4 FLUTE	30°	SHANK h6	STUB	PACKED 1 PIECE
---------------------------	----------------	------------	-------------	----------------	------------	--------------------	-------------	--------------------------

Cutting Diameter Tolerance	
1/8" ≤ D ≤ 1/2"	+0 / -0.002"



EDP Number	Diameter	Corner Radius	Length of Cut		Neck Length	Neck Diameter	Overall Length	Shank Diameter
			D (Fractional Size)	R (Inch)				
70720116	1/8	0.015	0.125	0.625	0.119	3.000	0.125	
70720216	1/8	0.031	0.125	0.625	0.119	3.000	0.125	
70720316	3/16	0.062	0.188	0.938	0.178	3.000	0.188	
70720416	1/4	0.015	0.250	0.750	0.238	4.000	0.250	
70720516	1/4	0.030	0.250	0.750	0.238	4.000	0.250	
70720616	1/4	0.062	0.250	0.750	0.238	4.000	0.250	
70720716	3/8	0.015	0.375	1.125	0.356	4.000	0.375	
70720816	1/2	0.015	0.500	1.500	0.475	6.000	0.500	

● Stocked ○ Available Upon Request; MOQ May Apply ▲ Globally Stocked



P					M			K	N			S		Other	
Steel					Stainless Steel			Cast Iron	Non-Ferrous			HRSA		Graphite	Cobalt-Chrome
Carbon Steel			Alloy Steel	Die Steel	Aluminum		Mg		Brass, Bronze	Nickel Alloy	Titanium				
Low	Medium	High			6061	Casting						Inconel	6Al4V (30 HRC)		
1010	1035	1065	4140	4340	300	400	17-4 PH								
1018	1045														

○ Good ○ Best






List 7132

EXOCARB® DIAMOND LS-CR, Long Shank

SPEED FEED 1383	CARBIDE	DIA	12µm	4 FLUTE	30°	SHANK h6	STUB	PACKED 1 PIECE
---------------------------	----------------	------------	-------------	----------------	------------	--------------------	-------------	--------------------------

Cutting Diameter Tolerance	
12mm ≤ D ≤ 25mm	+0 / -0.020mm



EDP Number		Diameter		Length of Cut		Neck Diameter		Overall Length		Shank Diameter	
		D (mm)	R (mm)	Lc (mm)	L1 (mm)	d1 (mm)	L (mm)	d (mm)			
71320116	●	3.00	0.50	3.00	15.00	2.85	75.00	3.00			
71320216	●	4.00	0.50	4.00	20.00	3.80	75.00	4.00			
71320316	●	6.00	0.50	6.00	30.00	5.70	100.00	6.00			
71320416	●	6.00	1.00	6.00	30.00	5.70	100.00	6.00			
71320516	●	8.00	0.50	8.00	30.00	7.60	100.00	8.00			
71320616	●	8.00	1.00	8.00	32.00	7.60	100.00	8.00			
71320716	●	10.00	0.50	10.00	40.00	9.50	125.00	10.00			
71320816	●	10.00	1.00	10.00	40.00	9.50	125.00	10.00			
71320916	●	12.00	0.50	12.00	48.00	11.40	150.00	12.00			
71321016	●	12.00	1.00	12.00	48.00	11.40	150.00	12.00			

● Stocked ○ Available Upon Request; MOQ May Apply ▲ Globally Stocked



ABOUT OSG

DRILLING

THREADING

MILLING

HOLDERS

INDEX

P					M			K	N			S		Other	
Steel					Stainless Steel			Cast Iron	Non-Ferrous			HRSA		Graphite	Cobalt-Chrome
Carbon Steel			Alloy Steel	Die Steel	Aluminum		Mg		Brass, Bronze	Nickel Alloy	Titanium				
Low	Medium	High			6061	7075						Casting	Inconel		
1010	1035	1065	4140	4340	300	400	17-4 PH								
1018	1045														

○ Good ⊙ Best





EXOCARB® DG-CR-EML

Long Length of Cut DG Coated 4-Fluted Corner Radius End Mills for Graphite

ABOUT OSG

DRILLING

THREADING

MILLING

HOLDERS

INDEX

List 7470

EXOCARB® DG-CR-EML

NEW	SPEED FEED 1455	CARBIDE	DG	4 FLUTE	30°		SHANK h4	LONG	PACKED 1 PIECE
------------	---------------------------	----------------	-----------	----------------	------------	--	--------------------	-------------	--------------------------



Cutting Diameter Tolerance	
3/64" ≤ D ≤ 3/16"	+/- 0.00028"
1/4" ≤ D ≤ 1/2"	+/- 0.00039"

EDP Number		Diameter		Corner Radius	Length of Cut	Overall Length	Shank Diameter
		D (Fractional Size)	R (Inch)	Lc (Inch)	L (Inch)	d (Inch)	
74700125	○	3/64	0.010	0.234	2.500	0.125	
74700225	○	1/16	0.010	0.313	2.500	0.125	
74700325	○	3/32	0.015	0.469	2.500	0.125	
74700425	○	3/32	0.020	0.469	2.500	0.125	
74700525	○	1/8	0.015	0.625	3.000	0.125	
74700625	○	1/8	0.020	0.625	3.000	0.125	
74700725	○	1/8	0.030	0.625	3.000	0.125	
74700825	○	3/16	0.030	0.938	3.000	0.188	
74700925	○	3/16	0.060	0.938	3.000	0.188	
74701025	○	1/4	0.015	1.250	4.000	0.250	
74701125	○	1/4	0.020	1.250	4.000	0.250	
74701225	○	1/4	0.030	1.250	4.000	0.250	
74701325	○	1/4	0.060	1.250	4.000	0.250	
74701425	○	3/8	0.015	1.875	6.000	0.375	
74701525	○	3/8	0.030	1.875	6.000	0.375	
74701625	○	3/8	0.060	1.875	6.000	0.375	
74701725	○	1/2	0.015	2.250	6.000	0.500	
74701825	○	1/2	0.030	2.250	6.000	0.500	
74701925	○	1/2	0.060	2.250	6.000	0.500	

● Stocked ○ Available Upon Request; MOQ May Apply ▲ Globally Stocked



P					M			K	N			S		Other		
Steel					Stainless Steel			Cast Iron	Non-Ferrous			HRSA		Graphite	Cobalt-Chrome	
Carbon Steel			Alloy Steel	Die Steel	Aluminum		Mg		Brass, Bronze	Nickel Alloy	Titanium					
Low	Medium	High			6061	Casting						Inconel	6Al4V (30 HRC)			
1010	1035	1065	4140	4340	300	400	17-4 PH	6061	7075							

○ Good ○ Best





List 7471

EXOCARB® DG-LN-CR-EML

NEW	SPEED FEED 1456	CARBIDE	DG	4 FLUTE	30°	SHANK h4	LONG	PACKED 1 PIECE
------------	---------------------------	----------------	-----------	----------------	------------	--------------------	-------------	--------------------------

Cutting Diameter Tolerance	
1/32" ≤ D ≤ 3/16"	+/- 0.00028"
D = 1/4"	+/- 0.00039"



EDP Number		Diameter		Corner Radius	Length of Cut		Neck Length	Overall Length	Shank Diameter
		D (Fractional Size)	R (Inch)	R (Inch)	Lc (Inch)	L1 (Inch)	L (Inch)	d (Inch)	
74710125	○	1/32	0.005	0.005	0.156	0.250	2.500	0.125	
74710225	○	3/64	0.010	0.010	0.234	0.500	2.500	0.125	
74710325	○	1/16	0.010	0.010	0.313	0.625	2.500	0.125	
74710425	○	3/32	0.015	0.015	0.469	1.000	2.500	0.125	
74710525	○	3/32	0.020	0.020	0.469	1.000	2.500	0.125	
74710625	○	1/8	0.015	0.015	0.625	1.250	3.000	0.125	
74710725	○	1/8	0.020	0.020	0.625	1.250	3.000	0.125	
74710825	○	1/8	0.030	0.030	0.625	1.250	3.000	0.125	
74710925	○	3/16	0.030	0.030	0.938	1.500	3.000	0.188	
74711025	○	3/16	0.060	0.060	0.938	1.500	3.000	0.188	
74711125	○	1/4	0.015	0.015	1.250	2.000	4.000	0.250	
74711225	○	1/4	0.020	0.020	1.250	2.000	4.000	0.250	
74711325	○	1/4	0.030	0.030	1.250	2.000	4.000	0.250	
74711425	○	1/4	0.060	0.060	1.250	2.000	4.000	0.250	

● Stocked ○ Available Upon Request; MOQ May Apply ▲ Globally Stocked



ABOUT OSG

DRILLING

THREADING

MILLING

HOLDERS

INDEX

P					M			K	N			S		Other	
Steel					Stainless Steel			Cast Iron	Non-Ferrous			HRSA		Graphite	Cobalt-Chrome
Carbon Steel			Alloy Steel	Die Steel	Aluminum		Mg		Brass, Bronze	Nickel Alloy	Titanium				
Low	Medium	High			6061	7075 Casting						Inconel	6Al4V (30 HRC)		
1010	1035	1065	4140	4340	300	400	17-4 PH								
1018	1045														

○ Good ⊙ Best





HY-PRO® CARB VGX

High Performance Variable Geometry End Mills

List VG434

HY-PRO® CARB VGX CR



SPEED FEED
1386

CARBIDE

TiAlN

4 FLUTE

35°



SHANK
h6

STUB

REG

PACKED
1 PIECE

Cutting Diameter Tolerance	
1/8" ≤ D ≤ 1"	+0 / -0.0015"



EDP Number		Diameter	Corner Radius	Length of Cut	Overall Length	Shank Diameter	Weldon Flat
		D (Fractional Size)	R (Inch)	Lc (Inch)	L (Inch)	d (Inch)	
VG434-1250	●	1/8	0.010	0.375	1.500	0.125	-
VG434-1251	●	1/8	0.015	0.375	1.500	0.125	-
VG434-1875	●	3/16	0.015	0.438	2.000	0.188	-
VG434-1876	●	3/16	0.030	0.438	2.000	0.188	-
VG434-2500	●	1/4	0.015	0.438	2.500	0.250	-
VG434-2501	●	1/4	0.030	0.438	2.500	0.250	-
VG434-2502	●	1/4	0.015	0.750	2.500	0.250	-
VG434-2503	●	1/4	0.030	0.750	2.500	0.250	-
VG434-2504	●	1/4	0.060	0.750	2.500	0.250	-
VG434-3125	●	5/16	0.015	0.813	2.500	0.313	-
VG434-3126	●	5/16	0.030	0.813	2.500	0.313	-
VG434-3750	●	3/8	0.030	0.500	2.500	0.375	-
VG434-3754	●	3/8	0.030	0.500	2.500	0.375	●
VG434-3758	●	3/8	0.015	0.875	2.500	0.375	●
VG434-3759	●	3/8	0.015	0.875	2.500	0.375	-
VG434-3751	●	3/8	0.030	0.875	2.500	0.375	-
VG434-3755	●	3/8	0.030	0.875	2.500	0.375	●
VG434-3752	●	3/8	0.045	0.875	2.500	0.375	-
VG434-3756	●	3/8	0.045	0.875	2.500	0.375	●
VG434-3753	●	3/8	0.060	0.875	2.500	0.375	-
VG434-3757	●	3/8	0.060	0.875	2.500	0.375	●
VG434-4375	●	7/16	0.015	1.000	2.750	0.438	-
VG434-4377	●	7/16	0.015	1.000	2.750	0.438	●
VG434-4376	●	7/16	0.030	1.000	2.750	0.438	-
VG434-4378	●	7/16	0.030	1.000	2.750	0.438	●
VG434-5020	●	1/2	0.015	0.625	2.500	0.500	●
VG434-5021	●	1/2	0.015	0.625	2.500	0.500	-
VG434-5000	●	1/2	0.030	0.625	2.500	0.500	●
VG434-5009	●	1/2	0.030	0.625	2.500	0.500	-
VG434-5001	●	1/2	0.030	1.000	3.000	0.500	●
VG434-5010	●	1/2	0.030	1.000	3.000	0.500	-
VG434-5002	●	1/2	0.060	1.000	3.000	0.500	●
VG434-5011	●	1/2	0.060	1.000	3.000	0.500	-
VG434-5003	●	1/2	0.015	1.250	3.500	0.500	●
VG434-5012	●	1/2	0.015	1.250	3.500	0.500	-
VG434-5004	●	1/2	0.030	1.250	3.500	0.500	●
VG434-5013	●	1/2	0.030	1.250	3.500	0.500	-
VG434-5005	●	1/2	0.045	1.250	3.500	0.500	●
VG434-5014	●	1/2	0.045	1.250	3.500	0.500	-
VG434-5006	●	1/2	0.060	1.250	3.500	0.500	●
VG434-5015	●	1/2	0.060	1.250	3.500	0.500	-
VG434-5007	●	1/2	0.090	1.250	3.500	0.500	●
VG434-5016	●	1/2	0.090	1.250	3.500	0.500	-
VG434-5008	●	1/2	0.125	1.250	3.500	0.500	●
VG434-5017	●	1/2	0.125	1.250	3.500	0.500	-
VG434-5018	●	1/2	0.020	1.500	4.000	0.500	●
VG434-5019	●	1/2	0.020	1.500	4.000	0.500	-
VG434-6250	●	5/8	0.030	1.250	3.500	0.625	●
VG434-6254	●	5/8	0.030	1.250	3.500	0.625	-
VG434-6251	●	5/8	0.060	1.250	3.500	0.625	●
VG434-6255	●	5/8	0.060	1.250	3.500	0.625	-
VG434-6252	●	5/8	0.090	1.250	3.500	0.625	●
VG434-6256	●	5/8	0.090	1.250	3.500	0.625	-

● Stocked ○ Available Upon Request; MOQ May Apply ▲ Globally Stocked



ABOUT OSG

DRILLING

THREADING

MILLING

HOLDERS

INDEX



List VG434 (Continued)

HY-PRO® CARB VGX CR



SPEED FEED
1386

CARBIDE

TiAlN

4 FLUTE

35°



SHANK h6

STUB

REG

PACKED 1 PIECE

EDP Number		Diameter	Corner Radius	Length of Cut	Overall Length	Shank Diameter	Weldon Flat
		D (Fractional Size)	R (Inch)	Lc (Inch)	L (Inch)	d (Inch)	
VG434-6253	●	5/8	0.125	1.250	3.500	0.625	●
VG434-6257	●	5/8	0.125	1.250	3.500	0.625	-
VG434-7500	●	3/4	0.030	1.500	4.000	0.750	●
VG434-7504	●	3/4	0.030	1.500	4.000	0.750	-
VG434-7501	●	3/4	0.060	1.500	4.000	0.750	●
VG434-7505	●	3/4	0.060	1.500	4.000	0.750	-
VG434-7502	●	3/4	0.090	1.500	4.000	0.750	●
VG434-7506	●	3/4	0.090	1.500	4.000	0.750	-
VG434-7503	●	3/4	0.125	1.500	4.000	0.750	●
VG434-7507	●	3/4	0.125	1.500	4.000	0.750	-
VG434-7508	●	3/4	0.020	1.625	4.000	0.750	●
VG434-7510	●	3/4	0.020	1.625	4.000	0.750	-
VG434-7509	●	3/4	0.060	2.250	5.000	0.750	●
VG434-7511	●	3/4	0.060	2.250	5.000	0.750	-
VG434-1000	●	1	0.030	1.500	4.000	1.000	●
VG434-1004	●	1	0.030	1.500	4.000	1.000	-
VG434-1001	●	1	0.060	1.500	4.000	1.000	●
VG434-1005	●	1	0.060	1.500	4.000	1.000	-
VG434-1002	●	1	0.090	1.500	4.000	1.000	●
VG434-1006	●	1	0.090	1.500	4.000	1.000	-
VG434-1003	●	1	0.125	1.500	4.000	1.000	●
VG434-1007	●	1	0.125	1.500	4.000	1.000	-

● Stocked ○ Available Upon Request; MOQ May Apply ▲ Globally Stocked



ABOUT OSG

DRILLING

THREADING

MILLING

HOLDERS

INDEX

P					M			K	N		S		H			
Steel					Stainless Steel			Cast Iron	Non-Ferrous		HRSA		Hardened Steel			
Carbon Steel			Alloy Steel	Die Steel	Aluminum		Nickel Alloy		Titanium							
Low	Medium	High			6061 7075	Casting				Inconel	6Al4V (30 HRC)	~35 HRC	35-45 HRC	45-50 HRC	50-70 HRC	
1010	1035	1065	4140	4340	300	400	17-4 PH						○	○	○	○
○	○	○	○	○	○	○	○	○			○	○	○	○	○	○

○ Good ○ Best





HY-PRO® CARB VGX

High Performance Variable Geometry End Mills

ABOUT OSG

DRILLING

THREADING

MILLING

HOLDERS

INDEX

List VG436

HY-PRO® CARB VGX CF



SPEED FEED
1386

CARBIDE

TiAlN



SHANK
h6

STUB

REG

LONG

PACKED
1 PIECE

Cutting Diameter Tolerance

1/8" ≤ D ≤ 1" +0 / -0.0015"



EDP Number	Diameter	Corner Chamfer	Length of Cut	Overall Length	Shank Diameter	Weldon Flat
VG436-1252	1/8	0.010	0.125	1.500	0.125	-
VG436-1250	1/8	0.010	0.250	1.500	0.125	-
VG436-1251	1/8	0.010	0.500	1.500	0.125	-
VG436-1875	3/16	0.010	0.313	2.000	0.188	-
VG436-1876	3/16	0.010	0.625	2.250	0.188	-
VG436-2500	1/4	0.016	0.375	2.000	0.250	-
VG436-2501	1/4	0.016	0.750	2.500	0.250	-
VG436-3125	5/16	0.016	0.500	2.000	0.313	-
VG436-3126	5/16	0.016	0.750	2.500	0.313	-
VG436-3750	3/8	0.020	0.500	2.000	0.375	●
VG436-3751	3/8	0.020	0.875	2.500	0.375	●
VG436-4375	7/16	0.020	0.625	2.500	0.438	●
VG436-4376	7/16	0.020	0.875	2.750	0.438	●
VG436-5000	1/2	0.020	0.625	2.500	0.500	●
VG436-5001	1/2	0.020	1.000	3.000	0.500	●
VG436-5002	1/2	0.020	1.250	3.500	0.500	●
VG436-5003	1/2	0.020	1.500	4.000	0.500	●
VG436-6250	5/8	0.020	0.750	3.000	0.625	●
VG436-6251	5/8	0.020	1.250	3.500	0.625	●
VG436-6252	5/8	0.020	1.625	4.125	0.625	●
VG436-7500	3/4	0.020	0.875	3.500	0.750	●
VG436-7501	3/4	0.020	1.500	4.000	0.750	●
VG436-7502	3/4	0.020	1.625	4.000	0.750	●
VG436-1000	1	0.020	1.500	4.000	1.000	●
VG436-1001	1	0.020	2.000	5.000	1.000	●

● Stocked ○ Available Upon Request; MOQ May Apply ▲ Globally Stocked



P					M			K	N		S		H			
Steel					Stainless Steel			Cast Iron	Non-Ferrous		HRSA		Hardened Steel			
Carbon Steel			Alloy Steel	Die Steel	Aluminum		Nickel Alloy		Titanium							
Low	Medium	High			6061	7075				Casting	Inconel	6Al4V (30 HRC)	~35 HRC	35-45 HRC	45-50 HRC	50-70 HRC
1010	1035	1065	4140	4340	300	400	17-4 PH						○	○	○	○
○	○	○	○	○	○	○	○	○			○	○	○	○	○	○

○ Good ○ Best





List VG446

HY-PRO® CARB VGX LN-CR/CF, Reduced Neck



SPEED FEED
1387

CARBIDE

TiAlN

4 FLUTE

35°




SHANK
h6

STUB

PACKED
1 PIECE

Cutting Diameter Tolerance	
1/4" ≤ D ≤ 1"	+0 / -0.0015"



EDP Number	Diameter	Corner Radius	Corner Chamfer	Length of Cut	Neck Length	Neck Diameter	Overall Length	Shank Diameter	Weldon Flat	
										D (Fractional Size)
VG446-2500	●	1/4	0.015	-	0.375	1.250	0.235	4.000	0.250	-
VG446-2501	●	1/4	0.030	-	0.375	1.250	0.235	4.000	0.250	-
VG446-2502	●	1/4	-	0.016	0.375	1.250	0.235	4.000	0.250	-
VG446-3750	●	3/8	0.030	-	0.500	1.875	0.353	4.000	0.375	●
VG446-3751	●	3/8	0.060	-	0.500	1.875	0.353	4.000	0.375	●
VG446-3752	●	3/8	-	0.020	0.500	1.875	0.353	4.000	0.375	●
VG446-5000	●	1/2	0.030	-	0.625	2.250	0.470	4.000	0.500	●
VG446-5001	●	1/2	0.060	-	0.625	2.250	0.470	4.000	0.500	●
VG446-5002	●	1/2	0.120	-	0.625	2.250	0.470	4.000	0.500	●
VG446-5003	●	1/2	-	0.020	0.625	2.250	0.470	4.000	0.500	●
VG446-6250	●	5/8	0.060	-	0.750	2.250	0.588	4.125	0.625	●
VG446-6251	●	5/8	0.120	-	0.750	2.250	0.588	4.125	0.625	●
VG446-6252	●	5/8	-	0.020	0.750	2.250	0.588	4.125	0.625	●
VG446-6253	●	5/8	-	0.020	0.750	3.125	0.588	5.000	0.625	●
VG446-7501	●	3/4	0.030	-	1.000	3.250	0.705	5.250	0.750	●
VG446-7502	●	3/4	0.060	-	1.000	3.250	0.705	5.250	0.750	●
VG446-7503	●	3/4	0.120	-	1.000	3.250	0.705	5.250	0.750	●
VG446-7500	●	3/4	-	0.020	1.000	2.250	0.705	4.250	0.750	●
VG446-7504	●	3/4	-	0.020	1.000	3.250	0.705	5.250	0.750	●
VG446-1001	●	1	0.030	-	1.125	3.250	0.940	5.500	1.000	●
VG446-1002	●	1	0.060	-	1.125	3.250	0.940	5.500	1.000	●
VG446-1003	●	1	0.120	-	1.125	3.250	0.940	5.500	1.000	●
VG446-1000	●	1	-	0.020	1.125	2.250	0.940	4.500	1.000	●
VG446-1004	●	1	-	0.020	1.125	3.250	0.940	5.500	1.000	●
VG446-1005	●	1	-	0.020	1.125	4.250	0.940	6.500	1.000	●

● Stocked ○ Available Upon Request; MOQ May Apply ▲ Globally Stocked



ABOUT OSG

DRILLING

THREADING

MILLING

HOLDERS

INDEX

P Steel					M			K	N		S		H						
Carbon Steel			Alloy Steel	Die Steel	Stainless Steel			Cast Iron	Non-Ferrous		HRSA		Hardened Steel						
Low	Medium	High			300	400	17-4 PH		6061 7075	Casting	Nickel Alloy	Titanium	~35 HRC	35-45 HRC	45-50 HRC	50-70 HRC			
1010	1035	1065	4140 4340	○	○	○	○	○	○	○	○	○	○	○	○	○	○	○	○
1018	1045	1065	4140 4340	○	○	○	○	○	○	○	○	○	○	○	○	○	○	○	○

○ Good ○ Best





HY-PRO® CARB

Performance Sub-Micrograin Carbide End Mills

ABOUT OSG

DRILLING

THREADING

MILLING

HOLDERS

INDEX

List HP432

HY-PRO® CARB CR

SPEED FEED 1457-1460	CARBIDE	TiAlN	2 FLUTE	35°		SHANK h6	STUB	REG	LONG	PACKED 1 PIECE
--------------------------------	----------------	--------------	----------------	------------	--	--------------------	-------------	------------	-------------	--------------------------

Cutting Diameter Tolerance	
1/8" ≤ D ≤ 1"	+0 / -0.0015"
3mm ≤ D ≤ 12mm	+0 / -0.038mm



EDP Number		Diameter		Corner Radius		Length of Cut		Overall Length		Shank Diameter	
		D (Fractional Size)	D (mm)	R (Inch)	R (mm)	Lc (Inch)	Lc (mm)	L (Inch)	L (mm)	d (Inch)	d (mm)
HP432-1181	●	-	3.00	-	0.20	-	8.00	-	60.00	-	6.00
HP432-1182	●	-	3.00	-	0.50	-	8.00	-	60.00	-	6.00
HP432-1251	●	1/8	-	0.015	-	0.500	-	1.500	-	0.125	-
HP432-1575	●	-	4.00	-	0.20	-	11.00	-	70.00	-	6.00
HP432-1576	●	-	4.00	-	0.50	-	11.00	-	70.00	-	6.00
HP432-1577	●	-	4.00	-	1.00	-	11.00	-	70.00	-	6.00
HP432-1872	●	3/16	-	0.020	-	0.625	-	2.000	-	0.188	-
HP432-1960	●	-	5.00	-	0.20	-	13.00	-	80.00	-	6.00
HP432-1961	●	-	5.00	-	0.50	-	13.00	-	80.00	-	6.00
HP432-1962	●	-	5.00	-	1.00	-	13.00	-	80.00	-	6.00
HP432-2360	●	-	6.00	-	0.20	-	13.00	-	80.00	-	6.00
HP432-2361	●	-	6.00	-	0.50	-	13.00	-	80.00	-	6.00
HP432-2362	●	-	6.00	-	1.00	-	13.00	-	80.00	-	6.00
HP432-2363	●	-	6.00	-	1.50	-	13.00	-	80.00	-	6.00
HP432-2364	●	-	6.00	-	2.00	-	13.00	-	80.00	-	6.00
HP432-2502	●	1/4	-	0.020	-	0.750	-	2.500	-	0.250	-
HP432-2503	●	1/4	-	0.030	-	0.750	-	2.500	-	0.250	-
HP432-3122	●	5/16	-	0.020	-	0.813	-	2.500	-	0.313	-
HP432-3123	●	5/16	-	0.030	-	0.813	-	2.500	-	0.313	-
HP432-3150	●	-	8.00	-	0.50	-	19.00	-	100.00	-	8.00
HP432-3151	●	-	8.00	-	1.00	-	19.00	-	100.00	-	8.00
HP432-3152	●	-	8.00	-	1.50	-	19.00	-	100.00	-	8.00
HP432-3153	●	-	8.00	-	2.00	-	19.00	-	100.00	-	8.00
HP432-3752	●	3/8	-	0.020	-	1.000	-	2.500	-	0.375	-
HP432-3753	●	3/8	-	0.030	-	1.000	-	2.500	-	0.375	-
HP432-3930	●	-	10.00	-	0.50	-	22.00	-	100.00	-	10.00
HP432-3931	●	-	10.00	-	1.00	-	22.00	-	100.00	-	10.00
HP432-3932	●	-	10.00	-	1.50	-	22.00	-	100.00	-	10.00
HP432-3933	●	-	10.00	-	2.00	-	22.00	-	100.00	-	10.00
HP432-3934	●	-	10.00	-	3.00	-	22.00	-	100.00	-	10.00
HP432-4720	●	-	12.00	-	0.50	-	26.00	-	110.00	-	12.00
HP432-4721	●	-	12.00	-	1.00	-	26.00	-	110.00	-	12.00
HP432-4722	●	-	12.00	-	1.50	-	26.00	-	110.00	-	12.00
HP432-4723	●	-	12.00	-	2.00	-	26.00	-	110.00	-	12.00
HP432-4724	●	-	12.00	-	3.00	-	26.00	-	110.00	-	12.00
HP432-5002	●	1/2	-	0.020	-	1.000	-	3.000	-	0.500	-
HP432-5003	●	1/2	-	0.030	-	1.000	-	3.000	-	0.500	-
HP432-5006	●	1/2	-	0.060	-	1.000	-	3.000	-	0.500	-
HP432-6253	●	5/8	-	0.030	-	1.250	-	3.500	-	0.625	-
HP432-6256	●	5/8	-	0.060	-	1.250	-	3.500	-	0.625	-
HP432-6259	●	5/8	-	0.090	-	1.250	-	3.500	-	0.625	-
HP432-7506	●	3/4	-	0.060	-	1.500	-	4.000	-	0.750	-
HP432-7509	●	3/4	-	0.090	-	1.500	-	4.000	-	0.750	-
HP432-7512	●	3/4	-	0.125	-	1.500	-	4.000	-	0.750	-
HP432-1006	●	1	-	0.060	-	1.500	-	4.000	-	1.000	-
HP432-1009	●	1	-	0.090	-	1.500	-	4.000	-	1.000	-
HP432-1012	●	1	-	0.125	-	1.500	-	4.000	-	1.000	-

● Stocked ○ Available Upon Request; MOQ May Apply ▲ Globally Stocked



P					M			K	N		S		H			
Steel					Stainless Steel			Cast Iron	Non-Ferrous		HRSA		Hardened Steel			
Carbon Steel			Alloy Steel	Die Steel					Aluminum		Nickel Alloy	Titanium				
Low	Medium	High			4140 4340		300	400	17-4 PH	6061 7075			Casting	Inconel	6Al4V (30 HRC)	~35 HRC
1010 1018	1035 1045	1065														
○	○	○	○	○	○	○	○	○	○	○	○	○	○	○	○	

○ Good ⊗ Best





List HP434

HY-PRO® CARB CR

SPEED FEED 1458-1460	CARBIDE	TiAlN	4 FLUTE	35°		SHANK h6	STUB	REG	LONG	PACKED 1 PIECE
--------------------------------	----------------	--------------	----------------	------------	--	--------------------	-------------	------------	-------------	--------------------------

Cutting Diameter Tolerance	
1/8" ≤ D ≤ 1"	+0 / -0.0015"
3mm ≤ D ≤ 12mm	+0 / -0.038mm



EDP Number		Diameter		Corner Radius		Length of Cut		Overall Length		Shank Diameter	
		D (Fractional Size)	D (mm)	R (Inch)	R (mm)	Lc (Inch)	Lc (mm)	L (Inch)	L (mm)	d (Inch)	d (mm)
HP434-1181	●	-	3.00	-	0.20	-	8.00	-	60.00	-	6.00
HP434-1182	●	-	3.00	-	0.50	-	8.00	-	60.00	-	6.00
HP434-1251	●	1/8	-	0.015	-	0.500	-	1.500	-	0.125	-
HP434-1575	●	-	4.00	-	0.20	-	11.00	-	70.00	-	6.00
HP434-1576	●	-	4.00	-	0.50	-	11.00	-	70.00	-	6.00
HP434-1577	●	-	4.00	-	1.00	-	11.00	-	70.00	-	6.00
HP434-1872	●	3/16	-	0.020	-	0.625	-	2.000	-	0.188	-
HP434-1960	●	-	5.00	-	0.20	-	13.00	-	80.00	-	6.00
HP434-1961	●	-	5.00	-	0.50	-	13.00	-	80.00	-	6.00
HP434-1962	●	-	5.00	-	1.00	-	13.00	-	80.00	-	6.00
HP434-2360	●	-	6.00	-	0.20	-	13.00	-	80.00	-	6.00
HP434-2361	●	-	6.00	-	0.50	-	13.00	-	80.00	-	6.00
HP434-2362	●	-	6.00	-	1.00	-	13.00	-	80.00	-	6.00
HP434-2363	●	-	6.00	-	1.50	-	13.00	-	80.00	-	6.00
HP434-2364	●	-	6.00	-	2.00	-	13.00	-	80.00	-	6.00
HP434-2502	●	1/4	-	0.020	-	0.750	-	2.500	-	0.250	-
HP434-2503	●	1/4	-	0.030	-	0.750	-	2.500	-	0.250	-
HP434-3122	●	5/16	-	0.020	-	0.813	-	2.500	-	0.313	-
HP434-3123	●	5/16	-	0.030	-	0.813	-	2.500	-	0.313	-
HP434-3150	●	-	8.00	-	0.50	-	19.00	-	100.00	-	8.00
HP434-3151	●	-	8.00	-	1.00	-	19.00	-	100.00	-	8.00
HP434-3152	●	-	8.00	-	1.50	-	19.00	-	100.00	-	8.00
HP434-3153	●	-	8.00	-	2.00	-	19.00	-	100.00	-	8.00
HP434-3752	●	3/8	-	0.020	-	1.000	-	2.500	-	0.375	-
HP434-3753	●	3/8	-	0.030	-	1.000	-	2.500	-	0.375	-
HP434-3930	●	-	10.00	-	0.50	-	22.00	-	100.00	-	10.00
HP434-3931	●	-	10.00	-	1.00	-	22.00	-	100.00	-	10.00
HP434-3932	●	-	10.00	-	1.50	-	22.00	-	100.00	-	10.00
HP434-3933	●	-	10.00	-	2.00	-	22.00	-	100.00	-	10.00
HP434-3934	●	-	10.00	-	3.00	-	22.00	-	100.00	-	10.00
HP434-4720	●	-	12.00	-	0.50	-	26.00	-	110.00	-	12.00
HP434-4721	●	-	12.00	-	1.00	-	26.00	-	110.00	-	12.00
HP434-4722	●	-	12.00	-	1.50	-	26.00	-	110.00	-	12.00
HP434-4723	●	-	12.00	-	2.00	-	26.00	-	110.00	-	12.00
HP434-4724	●	-	12.00	-	3.00	-	26.00	-	110.00	-	12.00
HP434-5002	●	1/2	-	0.020	-	1.000	-	3.000	-	0.500	-
HP434-5003	●	1/2	-	0.030	-	1.000	-	3.000	-	0.500	-
HP434-5006	●	1/2	-	0.060	-	1.000	-	3.000	-	0.500	-
HP434-6253	●	5/8	-	0.030	-	1.250	-	3.500	-	0.625	-
HP434-6256	●	5/8	-	0.060	-	1.250	-	3.500	-	0.625	-
HP434-6259	●	5/8	-	0.090	-	1.250	-	3.500	-	0.625	-
HP434-7506	●	3/4	-	0.060	-	1.500	-	4.000	-	0.750	-
HP434-7509	●	3/4	-	0.090	-	1.500	-	4.000	-	0.750	-
HP434-7512	●	3/4	-	0.125	-	1.500	-	4.000	-	0.750	-
HP434-1006	●	1	-	0.060	-	1.500	-	4.000	-	1.000	-
HP434-1009	●	1	-	0.090	-	1.500	-	4.000	-	1.000	-
HP434-1012	●	1	-	0.125	-	1.500	-	4.000	-	1.000	-

● Stocked ○ Available Upon Request; MOQ May Apply ▲ Globally Stocked



P					M			K	N		S		H				
Steel					Stainless Steel			Cast Iron	Non-Ferrous		HRSA		Hardened Steel				
Carbon Steel			Alloy Steel	Die Steel	Aluminum		Nickel Alloy		Titanium								
Low	Medium	High			6061	Casting				Inconel	6Al4V (30 HRC)	~35 HRC	35-45 HRC	45-50 HRC	50-70 HRC		
1010	1035	1065	4140	4340	300	400	17-4 PH	6061	7075								
○	○	○	○	○	○	○	○	○			○	○	○	○	○	○	○

○ Good ⊗ Best






List 496

OSG STANDARD CARBIDE CR

SPEED FEED 1402-1405	CARBIDE	4 FLUTE	30°		STUB	REG	LONG	PACKED 1 PIECE
--------------------------------	----------------	----------------	------------	--	-------------	------------	-------------	--------------------------

Cutting Diameter Tolerance	
1/8" ≤ D ≤ 1"	+0 / -0.002"



EDP Number	Diameter	Corner Radius	Length of Cut	Overall Length	Shank Diameter	Surface Treatment
496-1251	1/8	0.015	0.500	1.500	0.125	BRIGHT
496-125111	1/8	0.015	0.500	1.500	0.125	TiAIN
496-1872	3/16	0.020	0.625	2.000	0.188	BRIGHT
496-187211	3/16	0.020	0.625	2.000	0.188	TiAIN
496-1873	3/16	0.030	0.625	2.000	0.188	BRIGHT
496-187311	3/16	0.030	0.625	2.000	0.188	TiAIN
496-2502	1/4	0.020	0.750	2.500	0.250	BRIGHT
496-250211	1/4	0.020	0.750	2.500	0.250	TiAIN
496-2503	1/4	0.030	0.750	2.500	0.250	BRIGHT
496-250311	1/4	0.030	0.750	2.500	0.250	TiAIN
496-2504	1/4	0.045	0.750	2.500	0.250	BRIGHT
496-3122	5/16	0.020	0.813	2.500	0.313	BRIGHT
496-312211	5/16	0.020	0.813	2.500	0.313	TiAIN
496-3123	5/16	0.030	0.813	2.500	0.313	BRIGHT
496-312311	5/16	0.030	0.813	2.500	0.313	TiAIN
496-3124	5/16	0.045	0.813	2.500	0.313	BRIGHT
496-3752	3/8	0.020	1.000	2.500	0.375	BRIGHT
496-3753	3/8	0.030	1.000	2.500	0.375	BRIGHT
496-375311	3/8	0.030	1.000	2.500	0.375	TiAIN
496-3754	3/8	0.045	1.000	2.500	0.375	BRIGHT
496-375411	3/8	0.045	1.000	2.500	0.375	TiAIN
496-5002	1/2	0.020	1.000	3.000	0.500	BRIGHT
496-500211	1/2	0.020	1.000	3.000	0.500	TiAIN
496-5003	1/2	0.030	1.000	3.000	0.500	BRIGHT
496-500311	1/2	0.030	1.000	3.000	0.500	TiAIN
496-5004	1/2	0.045	1.000	3.000	0.500	BRIGHT
496-5006	1/2	0.060	1.000	3.000	0.500	BRIGHT
496-500611	1/2	0.060	1.000	3.000	0.500	TiAIN
496-6252	5/8	0.020	1.250	3.500	0.625	BRIGHT
496-6253	5/8	0.030	1.250	3.500	0.625	BRIGHT
496-6254	5/8	0.045	1.250	3.500	0.625	BRIGHT
496-6256	5/8	0.060	1.250	3.500	0.625	BRIGHT
496-6259	5/8	0.090	1.250	3.500	0.625	BRIGHT
496-7502	3/4	0.020	1.500	4.000	0.750	BRIGHT
496-7503	3/4	0.030	1.500	4.000	0.750	BRIGHT
496-750311	3/4	0.030	1.500	4.000	0.750	TiAIN
496-7504	3/4	0.045	1.500	4.000	0.750	BRIGHT
496-7506	3/4	0.060	1.500	4.000	0.750	BRIGHT
496-7509	3/4	0.090	1.500	4.000	0.750	BRIGHT
496-7500	3/4	0.125	1.500	4.000	0.750	BRIGHT
496-1002	1	0.020	1.500	4.000	1.000	BRIGHT
496-1003	1	0.030	1.500	4.000	1.000	BRIGHT
496-1004	1	0.045	1.500	4.000	1.000	BRIGHT
496-1006	1	0.060	1.500	4.000	1.000	BRIGHT
496-1009	1	0.090	1.500	4.000	1.000	BRIGHT
496-1000	1	0.125	1.500	4.000	1.000	BRIGHT

● Stocked ○ Available Upon Request; MOQ May Apply ▲ Globally Stocked

Note: Other coatings available upon request.



P					M			K	N		S		H			
Steel					Stainless Steel			Cast Iron	Non-Ferrous		HRSA		Hardened Steel			
Carbon Steel			Alloy Steel	Die Steel	300	400	17-4 PH		Aluminum		Nickel Alloy	Titanium	~35 HRC	35-45 HRC	45-50 HRC	50-70 HRC
Low	Medium	High							6061 7075	Casting						
1010	1018	1035	1045	1065	4140	4340										
○	○	○	○	○	○	○	○	○	○	○	○	○	○	○	○	○

○ Good ⊗ Best





List 8410

A BRAND AE-BD-H



SPEED FEED
1461-1462

CARBIDE

DUOREY

2 FLUTE

25°

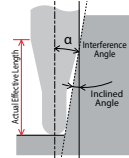
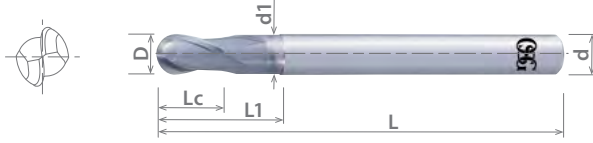


SHANK
h4

STUB

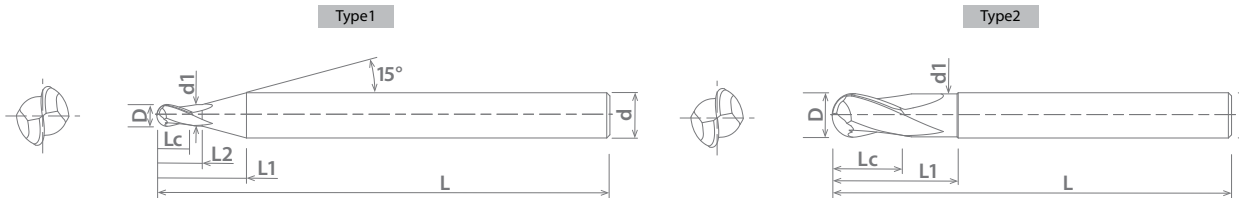
PACKED
1 PIECE

Cutting Diameter Tolerance	
1/32" ≤ D ≤ 1/2"	+/- 0.00028"



EDP Number	Diameter	Length of Cut	Neck Length		Non-Taper Neck Length	Neck Diameter	Interference Angle	Effective Neck Length by Incline Angle					Overall Length	Shank Diameter	Type
			L1 (Inch)	L2 (Inch)				0.5° (Inch)	1.0° (Inch)	1.5° (Inch)	2.0° (Inch)	3.0° (Inch)			
	D (Inch)	Lc (Inch)	L1 (Inch)	L2 (Inch)	d1 (Inch)	α (°)						L (Inch)	d (Inch)		
84100023	1/32	0.024	0.512	0.094	0.029	12.39	0.105	0.108	0.112	0.115	0.124	1.500	0.250	1	
84100123	1/16	0.051	0.520	0.157	0.060	10.39	0.172	0.178	0.183	0.189	0.202	1.500	0.250	1	
84100223	3/32	0.075	0.504	0.189	0.092	8.89	0.208	0.218	0.228	0.237	0.255	1.500	0.250	1	
84100323	1/8	0.098	0.508	0.252	0.123	7.03	0.274	0.286	0.297	0.308	0.329	2.000	0.250	1	
84100423	3/16	0.150	0.425	0.283	0.185	4.19	0.305	0.317	0.328	0.339	0.360	2.500	0.250	1	
84100523	1/4	0.374	0.504	-	0.246	-	-	-	-	-	-	3.000	0.250	2	
84100623	5/16	0.469	0.630	-	0.308	-	-	-	-	-	-	3.500	0.313	2	
84100723	3/8	0.563	0.756	-	0.371	-	-	-	-	-	-	3.500	0.375	2	
84100823	1/2	0.752	1.000	-	0.496	-	-	-	-	-	-	4.000	0.500	2	

● Stocked ○ Available Upon Request; MOQ May Apply ▲ Globally Stocked



P					M			K	N		S		H					
Steel					Stainless Steel			Cast Iron	Non-Ferrous		HRSA		Hardened Steel					
Carbon Steel			Alloy Steel	Die Steel	Aluminum		Nickel Alloy		Titanium									
Low	Medium	High			300	400				17-4 PH	6061 7075	Casting	Inconel	6Al4V (30 HRC)	~35 HRC	35-45 HRC	45-50 HRC	50-70 HRC
1010	1035	1065	4140	4340														
1018	1045																	

○ Good ⊙ Best





A Brand AE-BD-H

Advanced Performance Carbide End Mills with DUOREY Coating

ABOUT OSG

DRILLING

THREADING

MILLING

HOLDERS

INDEX

List 8510

A BRAND AE-BD-H



SPEED FEED
1461-1462

CARBIDE

DUOREY

2 FLUTE

25°

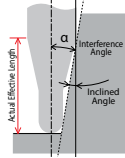
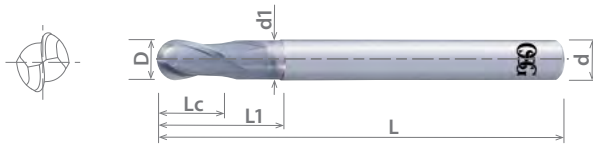


SHANK
h4

STUB

PACKED
1 PIECE

Cutting Diameter Tolerance	
0.2mm ≤ D ≤ 12mm	+/- 0.005mm

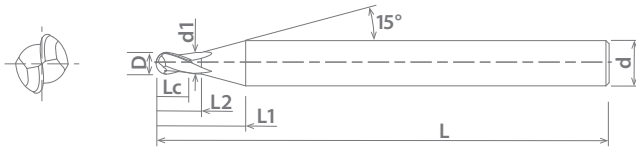


EDP Number	Diameter	Length of Cut	Neck Length	Non-Taper Neck Length		Neck Diameter	Inference Angle	Effective Neck Length by Incline Angle					Overall Length	Shank Diameter	Type
				L2 (mm)	d1 (mm)			0.5° (mm)	1.0° (mm)	1.5° (mm)	2.0° (mm)	3.0° (mm)			
85100023	0.20	0.16	7.31	0.40	0.19	14.78	0.21	0.23	0.24	0.25	0.28	40.00	4.00	1	
85100123	0.80	0.60	7.66	1.60	0.75	12.50	1.70	1.74	1.79	1.84	1.93	40.00	4.00	1	
3042001	1.00	0.80	7.70	2.00	0.95	11.71	2.14	2.20	2.26	2.33	2.48	50.00	4.00	1	
85100223	1.40	1.10	7.74	2.80	1.35	10.50	2.95	3.02	3.07	3.13	3.27	50.00	4.00	1	
3042002	1.50	1.20	7.90	3.00	1.45	10.03	3.17	3.25	3.34	3.44	3.66	50.00	4.00	1	
3042003	2.00	1.60	12.00	4.00	1.95	10.64	4.19	4.30	4.42	4.55	4.85	50.00	6.00	1	
85100323	2.50	2.00	8.08	5.00	2.35	6.46	5.21	5.31	5.43	5.54	5.82	50.00	4.00	1	
3042004	3.00	2.40	11.90	6.00	2.85	8.15	6.44	6.61	6.79	7.00	7.45	60.00	6.00	1	
3042005	4.00	3.40	8.00	-	3.85	-	-	-	-	-	-	60.00	4.00	2	
3042006	4.00	3.40	12.10	8.00	3.85	5.65	8.49	8.71	8.96	9.22	9.81	70.00	6.00	1	
3042008	5.00	4.20	12.20	10.00	4.80	2.92	10.63	10.90	11.22	11.55	-	80.00	6.00	1	
3042010	6.00	9.00	-	-	5.80	-	-	-	-	-	-	90.00	6.00	2	
3042012	8.00	12.00	-	-	7.70	-	-	-	-	-	-	100.00	8.00	2	
3042014	10.00	15.00	-	-	9.70	-	-	-	-	-	-	100.00	10.00	2	
3042016	12.00	18.00	-	-	11.70	-	-	-	-	-	-	110.00	12.00	2	

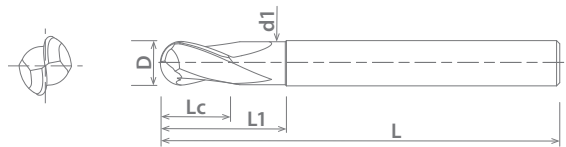
● Stocked ○ Available Upon Request; MOQ May Apply ▲ Globally Stocked



Type 1



Type 2



P					M			K	N		S		H				
Steel					Stainless Steel				Cast Iron	Non-Ferrous		HRSA		Hardened Steel			
Carbon Steel			Alloy Steel	Die Steel						Aluminum		Nickel Alloy	Titanium				
Low	Medium	High			4140 4340	Die Steel	300	400		17-4 PH	6061 7075			Casting	Inconel	6Al4V (30 HRC)	~35 HRC
1010	1035	1065	○	○					○			○					
1018	1045	1065	○	○	○	○											

○ Good ⊗ Best



A Brand AE-LNBD-H

Advanced Performance Carbide End Mills with DUOREY Coating



List 8590

A BRAND AE-LNBD-H, Long Neck, Rib Processing



SPEED FEED
1463-1466

CARBIDE

DUOREY

2 FLUTE

30°

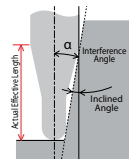
SHANK

h4

STUB

PACKED

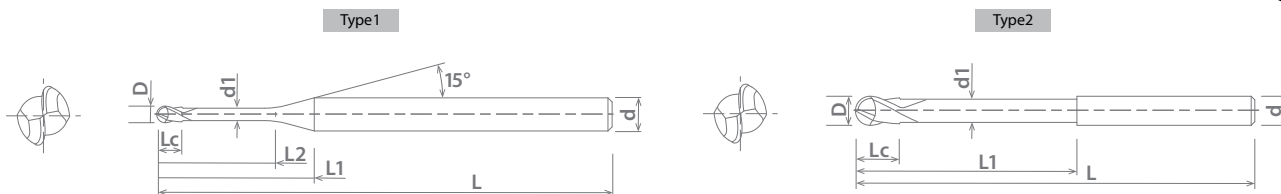
1 PIECE



Cutting Diameter Tolerance	
0.1mm ≤ D ≤ 0.5mm	+/- 0.003mm
0.6mm ≤ D ≤ 6mm	+/- 0.005mm

EDP Number	Diameter	Length of Cut	Neck Length	Non-Taper Neck Length	Neck Diameter	Interference Angle	Effective Neck Length by Incline Angle					Overall Length	Shank Diameter	Type
							0.5° (mm)	1.0° (mm)	1.5° (mm)	2.0° (mm)	3.0° (mm)			
3056101	0.10	0.08	7.60	0.30	0.10	14.52	0.30	0.31	0.32	0.33	0.36	45.00	4.00	1
3056102	0.10	0.08	7.80	0.50	0.10	14.16	0.51	0.53	0.54	0.56	0.60	45.00	4.00	1
3056104	0.20	0.16	7.60	0.50	0.19	14.18	0.53	0.54	0.56	0.58	0.62	45.00	4.00	1
3056105	0.20	0.16	7.90	0.75	0.19	13.74	0.79	0.81	0.84	0.86	0.93	45.00	4.00	1
3056106	0.20	0.16	8.10	1.00	0.19	13.33	1.04	1.08	1.11	1.15	1.24	45.00	4.00	1
3056109	0.20	0.16	8.60	1.50	0.19	12.58	1.56	1.61	1.67	1.73	1.86	45.00	4.00	1
3056110	0.20	0.16	8.90	1.75	0.19	12.23	1.82	1.88	1.94	2.01	2.17	45.00	4.00	1
3056111	0.20	0.16	9.10	2.00	0.19	11.90	2.08	2.15	2.22	2.30	2.48	45.00	4.00	1
3056115	0.30	0.24	7.50	0.60	0.29	14.06	0.63	0.65	0.66	0.68	0.73	45.00	4.00	1
3056117	0.30	0.24	7.90	1.00	0.29	13.36	1.04	1.07	1.11	1.14	1.23	45.00	4.00	1
3056118	0.30	0.24	8.20	1.25	0.29	12.96	1.30	1.34	1.39	1.43	1.54	45.00	4.00	1
3056119	0.30	0.24	8.40	1.50	0.29	12.59	1.56	1.61	1.66	1.72	1.85	45.00	4.00	1
3056122	0.30	0.24	8.90	2.00	0.29	11.89	2.08	2.14	2.22	2.29	2.47	45.00	4.00	1
3056124	0.30	0.24	9.40	2.50	0.29	11.27	2.59	2.68	2.77	2.87	3.09	45.00	4.00	1
3056125	0.30	0.24	9.90	3.00	0.29	10.71	3.11	3.21	3.32	3.44	3.71	45.00	4.00	1
3056127	0.30	0.24	10.90	4.00	0.29	9.74	4.14	4.28	4.43	4.59	4.96	45.00	4.00	1
3056129	0.30	0.24	11.90	5.00	0.29	8.93	5.18	5.35	5.54	5.74	6.20	45.00	4.00	1
3056132	0.40	0.30	7.60	0.80	0.38	13.71	0.85	0.88	0.90	0.93	0.99	45.00	4.00	1
3056133	0.40	0.30	7.80	1.00	0.38	13.37	1.06	1.09	1.12	1.16	1.24	45.00	4.00	1
3056135	0.40	0.30	8.30	1.50	0.38	12.57	1.58	1.63	1.68	1.73	1.86	45.00	4.00	1
3056136	0.40	0.30	8.80	2.00	0.38	11.86	2.09	2.16	2.23	2.31	2.48	45.00	4.00	1
3056138	0.40	0.30	9.30	2.50	0.38	11.22	2.61	2.70	2.79	2.88	3.10	45.00	4.00	1
3056139	0.40	0.30	9.80	3.00	0.38	10.65	3.13	3.23	3.34	3.46	3.72	45.00	4.00	1
3056140	0.40	0.30	10.30	3.50	0.38	10.14	3.64	3.76	3.89	4.03	4.35	45.00	4.00	1
3056141	0.40	0.30	10.80	4.00	0.38	9.67	4.16	4.30	4.45	4.61	4.97	45.00	4.00	1
3056143	0.40	0.30	11.80	5.00	0.38	8.85	5.20	5.37	5.56	5.76	6.21	45.00	4.00	1
3056145	0.40	0.30	12.80	6.00	0.38	8.15	6.23	6.44	6.66	6.91	7.45	45.00	4.00	1
3056147	0.50	0.40	7.60	1.00	0.48	13.40	1.06	1.09	1.12	1.15	1.23	45.00	4.00	1
3056148	0.50	0.40	8.10	1.50	0.48	12.58	1.58	1.62	1.67	1.73	1.85	45.00	4.00	1
3056149	0.50	0.40	8.60	2.00	0.48	11.85	2.09	2.16	2.23	2.30	2.47	45.00	4.00	1
3056150	0.50	0.40	9.10	2.50	0.48	11.20	2.61	2.69	2.78	2.88	3.09	45.00	4.00	1
3056151	0.50	0.40	9.60	3.00	0.48	10.62	3.13	3.23	3.33	3.45	3.71	45.00	4.00	1
3056152	0.50	0.40	10.10	3.50	0.48	10.09	3.64	3.76	3.89	4.03	4.33	45.00	4.00	1
3056153	0.50	0.40	10.60	4.00	0.48	9.61	4.16	4.30	4.44	4.60	4.95	45.00	4.00	1
3056154	0.50	0.40	11.10	4.50	0.48	9.18	4.68	4.83	5.00	5.18	5.58	45.00	4.00	1
3056155	0.50	0.40	11.60	5.00	0.48	8.78	5.19	5.37	5.55	5.75	6.20	45.00	4.00	1

● Stocked ○ Available Upon Request; MOQ May Apply ▲ Globally Stocked



CONTINUED

P					M			K	N		S		H			
Steel					Stainless Steel				Non-Ferrous		HRSA		Hardened Steel			
Carbon Steel			Alloy Steel	Die Steel					Aluminum		Nickel Alloy	Titanium				
Low	Medium	High					300	400	17-4 PH	6061			Casting	Inconel	6Al4V (30 HRC)	~35 HRC
1010	1035	1065	4140					7075								
1018	1045		4340													

○ Good ⊗ Best





A Brand AE-LNBD-H

Advanced Performance Carbide End Mills with DUOREY Coating

ABOUT OSG

DRILLING

THREADING

MILLING

HOLDERS

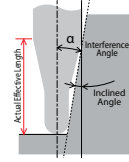
INDEX

List 8590 (Continued)

A BRAND AE-LNBD-H, Long Neck, Rib Processing



SPEED FEED
1463-1466



Cutting Diameter Tolerance	
0.1mm ≤ D ≤ 0.5mm	+/- 0.003mm
0.6mm ≤ D ≤ 6mm	+/- 0.005mm

EDP Number	Diameter	Length of Cut	Neck Length	Non-Taper Neck Length	Neck Diameter	Interference Angle	Effective Neck Length by Incline Angle					Overall Length	Shank Diameter	Type
	D (mm)	Lc (mm)	L1 (mm)	L2 (mm)	d1 (mm)	α (°)	0.5° (mm)	1.0° (mm)	1.5° (mm)	2.0° (mm)	3.0° (mm)	L (mm)	d (mm)	
3056157	0.50	0.40	12.60	6.00	0.48	8.08	6.23	6.44	6.66	6.90	7.44	45.00	4.00	1
3056159	0.50	0.40	14.60	8.00	0.48	6.97	8.29	8.58	8.88	9.20	9.93	45.00	4.00	1
3056161	0.50	0.40	16.60	10.00	0.48	6.12	10.36	10.71	11.09	11.50	12.41	45.00	4.00	1
3056164	0.60	0.50	7.60	1.20	0.55	12.99	1.32	1.36	1.40	1.44	1.53	45.00	4.00	1
3056166	0.60	0.50	8.40	2.00	0.55	11.76	2.15	2.21	2.28	2.36	2.53	45.00	4.00	1
3056168	0.60	0.50	8.90	2.50	0.55	11.10	2.67	2.75	2.84	2.93	3.15	45.00	4.00	1
3056169	0.60	0.50	9.40	3.00	0.55	10.51	2.67	2.75	2.84	2.93	3.15	45.00	4.00	1
3056171	0.60	0.50	9.90	3.50	0.55	9.98	3.70	3.82	3.95	4.08	4.39	45.00	4.00	1
3056172	0.60	0.50	10.40	4.00	0.55	9.50	4.22	4.35	4.50	4.66	5.01	45.00	4.00	1
3056175	0.60	0.50	11.40	5.00	0.55	8.67	5.25	5.42	5.61	5.81	6.26	45.00	4.00	1
3056176	0.60	0.50	11.90	5.50	0.55	8.30	5.77	5.96	6.16	6.38	6.88	45.00	4.00	1
3056177	0.60	0.50	12.40	6.00	0.55	7.96	6.28	6.49	6.72	6.96	7.50	45.00	4.00	1
3056178	0.60	0.50	12.90	6.50	0.55	7.65	6.80	7.03	7.27	7.53	8.12	45.00	4.00	1
3056181	0.60	0.50	14.40	8.00	0.55	6.85	8.35	8.63	8.93	9.26	9.99	45.00	4.00	1
3056185	0.60	0.50	16.40	10.00	0.55	6.01	10.42	10.77	11.15	11.56	12.47	45.00	4.00	1
3056187	0.60	0.50	18.40	12.00	0.55	5.36	12.49	12.91	13.37	13.86	14.96	50.00	4.00	1
3056190	0.80	0.60	8.10	2.00	0.75	11.74	2.15	2.21	2.27	2.34	2.50	45.00	4.00	1
3056193	0.80	0.60	9.10	3.00	0.75	10.42	3.18	3.28	3.38	3.49	3.75	45.00	4.00	1
3056194	0.80	0.60	10.10	4.00	0.75	9.37	4.21	4.35	4.49	4.64	4.99	45.00	4.00	1
3056195	0.80	0.60	11.10	5.00	0.75	8.51	5.25	5.42	5.60	5.79	6.23	45.00	4.00	1
3056196	0.80	0.60	12.10	6.00	0.75	7.80	6.28	6.49	6.71	6.94	7.48	45.00	4.00	1
3056197	0.80	0.60	13.10	7.00	0.75	7.19	7.31	7.55	7.81	8.09	8.72	45.00	4.00	1
3056198	0.80	0.60	14.10	8.00	0.75	6.67	8.35	8.62	8.92	9.24	9.96	45.00	4.00	1
3056200	0.80	0.60	16.10	10.00	0.75	5.83	10.41	10.76	11.14	11.54	12.45	45.00	4.00	1
3056203	1.00	0.80	7.70	2.00	0.95	11.71	2.14	2.20	2.26	2.33	2.48	45.00	4.00	1
3056206	1.00	0.80	8.70	3.00	0.95	10.33	3.18	3.27	3.37	3.48	3.72	45.00	4.00	1
3056208	1.00	0.80	9.70	4.00	0.95	9.23	4.21	4.34	4.48	4.63	4.97	45.00	4.00	1
3056210	1.00	0.80	10.70	5.00	0.95	8.35	5.24	5.41	5.59	5.78	6.21	45.00	4.00	1
3056212	1.00	0.80	11.70	6.00	0.95	7.62	6.28	6.48	6.69	6.93	7.45	45.00	4.00	1
3056214	1.00	0.80	12.70	7.00	0.95	7.00	7.31	7.55	7.80	8.08	8.69	45.00	4.00	1
3056216	1.00	0.80	13.70	8.00	0.95	6.48	8.34	8.62	8.91	9.23	9.94	45.00	4.00	1
3056218	1.00	0.80	14.70	9.00	0.95	6.03	9.38	9.69	10.02	10.38	11.18	45.00	4.00	1
3056219	1.00	0.80	15.70	10.00	0.95	5.64	10.41	10.76	11.13	11.53	12.42	45.00	4.00	1
3056221	1.00	0.80	17.70	12.00	0.95	4.99	12.48	12.90	13.34	13.83	14.91	45.00	4.00	1
3056223	1.00	0.80	19.70	14.00	0.95	4.47	14.55	15.04	15.56	16.13	17.40	50.00	4.00	1
3056224	1.00	0.80	21.70	16.00	0.95	4.05	16.61	17.18	17.78	18.43	19.88	50.00	4.00	1
3056225	1.00	0.80	23.70	18.00	0.95	3.70	18.68	19.31	19.99	20.73	22.37	55.00	4.00	1
3056226	1.00	0.80	25.70	20.00	0.95	3.41	20.75	21.45	22.21	23.03	24.86	55.00	4.00	1
3056227	1.00	0.80	27.70	22.00	0.95	3.16	22.82	23.59	24.43	25.33	27.34	60.00	4.00	1
3056231	1.20	1.00	7.70	2.40	1.15	11.04	2.55	2.62	2.69	2.77	2.95	45.00	4.00	1
3056234	1.20	1.00	9.30	4.00	1.15	9.08	4.21	4.33	4.47	4.61	4.94	45.00	4.00	1
3056236	1.20	1.00	11.30	6.00	1.15	7.42	6.27	6.47	6.68	6.91	7.43	45.00	4.00	1
3056237	1.20	1.00	13.30	8.00	1.15	6.27	8.34	8.61	8.90	9.21	9.91	45.00	4.00	1
3056238	1.20	1.00	15.30	10.00	1.15	5.43	10.41	10.75	11.12	11.51	12.40	45.00	4.00	1
3056243	1.20	1.00	25.30	20.00	1.15	3.24	20.74	21.45	22.20	23.01	24.83	55.00	4.00	1
3056257	1.50	1.20	18.80	14.00	1.45	3.97	14.54	15.02	15.53	16.09	17.34	50.00	4.00	1
3056258	1.50	1.20	20.80	16.00	1.45	3.58	16.60	17.16	17.75	18.39	19.82	50.00	4.00	1
3056246	1.50	1.20	7.80	3.00	1.45	10.03	2.65	2.72	2.79	2.87	3.04	55.00	4.00	1
3056248	1.50	1.20	8.80	4.00	1.45	8.81	4.20	4.32	4.45	4.59	4.91	55.00	4.00	1
3056251	1.50	1.20	10.80	6.00	1.45	7.09	6.27	6.46	6.67	6.89	7.39	55.00	4.00	1
3056253	1.50	1.20	12.80	8.00	1.45	5.93	8.34	8.60	8.88	9.19	9.88	55.00	4.00	1
3056255	1.50	1.20	14.80	10.00	1.45	5.09	10.40	10.74	11.10	11.49	12.36	55.00	4.00	1
3056256	1.50	1.20	16.80	12.00	1.45	4.46	12.47	12.88	13.32	13.79	14.85	55.00	4.00	1

● Stocked ○ Available Upon Request; MOQ May Apply ▲ Globally Stocked





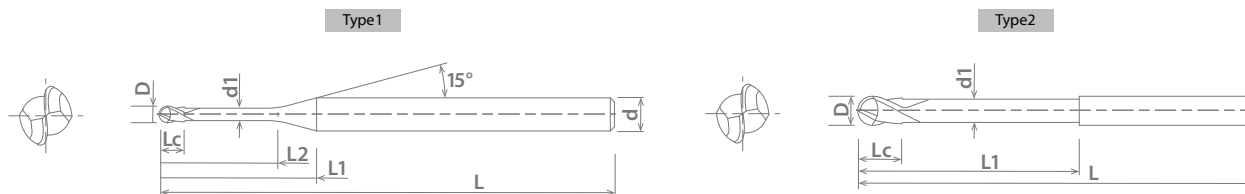
List 8590 (Continued)

A BRAND AE-LNBD-H, Long Neck, Rib Processing



EDP Number	Diameter	Length of Cut	Neck Length	Non-Taper Neck Length	Neck Diameter	Interference Angle	Effective Neck Length by Incline Angle					Overall Length	Shank Diameter	Type	
							0.5°	1.0°	1.5°	2.0°	3.0°				
	D (mm)	Lc (mm)	L1 (mm)	L2 (mm)	d1 (mm)	α (°)	(mm)	(mm)	(mm)	(mm)	(mm)	L (mm)	d (mm)		
3056259	●	1.50	1.20	22.80	18.00	1.45	3.25	18.67	19.30	19.97	20.69	22.31	55.00	4.00	1
3056260	●	1.50	1.20	24.80	20.00	1.45	2.98	20.74	21.44	22.18	22.99	-	55.00	4.00	1
3056261	●	1.50	1.20	26.80	22.00	1.45	2.75	22.81	23.58	24.40	25.29	-	60.00	4.00	1
3056263	●	1.50	1.20	34.80	30.00	1.45	2.11	31.08	32.13	33.27	34.49	-	70.00	4.00	1
3056265	●	1.60	1.30	12.60	8.00	1.55	5.81	8.33	8.60	8.88	9.18	9.87	45.00	4.00	1
3056266	●	1.60	1.30	16.60	12.00	1.55	4.35	12.47	12.88	13.31	13.78	14.84	45.00	4.00	1
3056267	●	1.60	1.30	20.60	16.00	1.55	3.47	16.60	17.15	17.75	18.38	19.81	50.00	4.00	1
3056268	●	1.60	1.30	24.60	20.00	1.55	2.89	20.74	21.43	22.18	22.98	-	55.00	4.00	1
3056272	●	2.00	1.60	7.80	4.00	1.95	8.25	4.19	4.30	4.42	4.55	4.85	45.00	4.00	1
3056275	●	2.00	1.60	9.80	6.00	1.95	6.43	6.26	6.44	6.64	6.85	7.33	45.00	4.00	1
3056277	●	2.00	1.60	11.80	8.00	1.95	5.26	8.33	8.58	8.86	9.15	9.82	45.00	4.00	1
3056279	●	2.00	1.60	13.80	10.00	1.95	4.45	10.39	10.72	11.07	11.45	12.31	45.00	4.00	1
3056281	●	2.00	1.60	15.80	12.00	1.95	3.86	12.46	12.86	13.29	13.75	14.79	45.00	4.00	1
3056284	●	2.00	1.60	17.80	14.00	1.95	3.40	14.53	15.00	15.51	16.05	17.28	50.00	4.00	1
3056285	●	2.00	1.60	19.80	16.00	1.95	3.04	16.60	17.14	17.72	18.35	19.76	50.00	4.00	1
3056288	●	2.00	1.60	23.80	20.00	1.95	2.51	20.73	21.42	22.16	22.95	-	55.00	4.00	1
3056290	●	2.00	1.60	25.80	22.00	1.95	2.31	22.80	23.56	24.37	25.25	-	60.00	4.00	1
3056291	●	2.00	1.60	28.80	25.00	1.95	2.06	25.90	26.77	27.70	28.70	-	65.00	4.00	1
3056293	●	2.00	1.60	33.80	30.00	1.95	1.75	31.07	32.12	33.24	-	-	70.00	4.00	1
3056294	●	2.00	1.60	38.80	35.00	1.95	1.52	36.24	37.46	38.78	-	-	70.00	4.00	1
3056295	●	2.00	1.60	43.80	40.00	1.95	1.34	41.40	42.81	-	-	-	80.00	4.00	1
3056298	●	2.50	2.00	13.10	10.00	2.35	3.62	10.58	10.90	11.25	11.63	12.48	45.00	4.00	1
3056299	●	2.50	2.00	18.10	15.00	2.35	2.55	15.75	16.25	16.80	17.38	-	50.00	4.00	1
3056300	●	2.50	2.00	23.10	20.00	2.35	1.97	20.92	21.60	22.34	-	-	55.00	4.00	1
3056303	●	2.50	2.00	38.10	35.00	2.35	1.17	36.42	37.65	-	-	-	70.00	4.00	1
3056304	●	3.00	2.40	11.90	6.00	2.85	8.15	6.44	6.61	6.79	7.00	7.45	50.00	6.00	1
3056305	●	3.00	2.40	13.90	8.00	2.85	6.87	8.50	8.75	9.01	9.29	9.93	50.00	6.00	1
3056306	●	3.00	2.40	15.90	10.00	2.85	5.93	10.57	10.89	11.23	11.59	12.42	50.00	6.00	1
3056307	●	3.00	2.40	17.90	12.00	2.85	5.22	12.64	13.03	13.44	13.89	14.91	55.00	6.00	1
3056309	●	3.00	2.40	19.90	14.00	2.85	4.66	14.71	15.17	15.66	16.19	17.39	55.00	6.00	1
3056310	●	3.00	2.40	20.90	15.00	2.85	4.42	15.74	16.24	16.77	17.34	18.63	55.00	6.00	1
3056311	●	3.00	2.40	21.90	16.00	2.85	4.20	16.77	17.31	17.88	18.49	19.88	55.00	6.00	1
3056312	●	3.00	2.40	25.90	20.00	2.85	3.52	20.91	21.58	22.31	23.09	24.85	60.00	6.00	1
3056313	●	3.00	2.40	30.90	25.00	2.85	2.92	26.08	26.93	27.85	28.84	-	65.00	6.00	1
3056314	●	3.00	2.40	35.90	30.00	2.85	2.50	31.24	32.28	33.39	34.59	-	70.00	6.00	1
3056318	●	3.50	2.80	19.90	15.00	3.35	3.92	15.73	16.22	16.74	17.31	18.58	55.00	6.00	1
3056327	●	4.00	3.20	12.00	8.00	3.85	5.65	8.49	8.71	8.96	9.22	9.81	60.00	6.00	1
3056328	●	4.00	3.20	14.00	10.00	3.85	4.73	10.55	10.85	11.17	11.52	12.30	60.00	6.00	1
3056329	●	4.00	3.20	16.00	12.00	3.85	4.07	12.62	12.99	13.39	13.82	14.79	60.00	6.00	1
3056333	●	4.00	3.20	20.00	16.00	3.85	3.17	16.76	17.27	17.82	18.42	19.76	60.00	6.00	1
3056334	●	4.00	3.20	24.00	20.00	3.85	2.60	20.89	21.55	22.26	23.02	-	65.00	6.00	1

● Stocked ○ Available Upon Request; MOQ May Apply ▲ Globally Stocked



CONTINUED

P					M			K	N		S		H					
Steel					Stainless Steel			Cast Iron	Non-Ferrous		HRSA		Hardened Steel					
Carbon Steel			Alloy Steel	Die Steel					Aluminum		Nickel Alloy	Titanium						
Low	Medium	High			300	400	17-4 PH		6061	Casting			Inconel	6Al4V (30 HRC)	~35 HRC	35-45 HRC	45-50 HRC	50-70 HRC
1010	1035	1065	4140	4340				7075										
1018	1045																	

○ Good ⊙ Best





A Brand AE-LNBD-H

Advanced Performance Carbide End Mills with DUOREY Coating

ABOUT OSG

DRILLING

THREADING

MILLING

HOLDERS

INDEX

List 8590 (Continued)



SPEED FEED
1463-1466

CARBIDE

DUOREY

2 FLUTE

30°

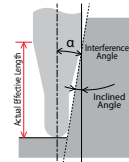


SHANK
h4

STUB

PACKED
1 PIECE

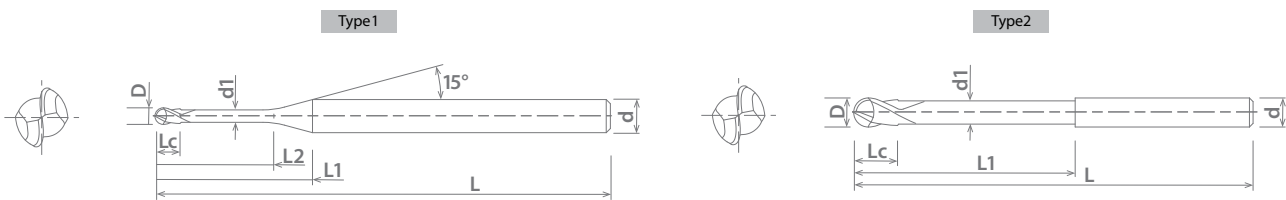
A BRAND AE-LNBD-H, Long Neck, Rib Processing



Cutting Diameter Tolerance	
0.1mm ≤ D ≤ 0.5mm	+/- 0.003mm
0.6mm ≤ D ≤ 6mm	+/- 0.005mm

EDP Number	Diameter	Length of Cut			Non-Taper Neck Length		Neck Diameter	Interference Angle	Effective Neck Length by Incline Angle					Overall Length	Shank Diameter	Type
		D (mm)	Lc (mm)	L1 (mm)	L2 (mm)	d1 (mm)	α (°)	0.5° (mm)	1.0° (mm)	1.5° (mm)	2.0° (mm)	3.0° (mm)	L (mm)	d (mm)		
3056335	4.00	3.20	29.00	25.00	3.85	2.12	26.06	26.90	27.80	28.77	-	70.00	6.00	1		
3056336	4.00	3.20	34.00	30.00	3.85	1.79	31.23	32.25	33.34	-	-	80.00	6.00	1		
3056337	4.00	3.20	39.00	35.00	3.85	1.55	36.40	37.60	38.88	-	-	80.00	6.00	1		
3056338	4.00	3.20	44.00	40.00	3.85	1.37	41.56	42.94	-	-	-	90.00	6.00	1		
3056339	4.00	3.20	49.00	45.00	3.85	1.22	46.73	48.29	-	-	-	90.00	6.00	1		
3056341	5.00	4.00	12.10	10.00	4.85	2.95	10.54	10.82	11.12	11.45	-	60.00	6.00	1		
3056342	5.00	4.00	17.10	15.00	4.85	1.95	15.71	16.17	16.66	-	-	60.00	6.00	1		
3056344	5.00	4.00	27.10	25.00	4.85	1.17	26.04	26.86	16.66	-	-	60.00	6.00	1		
3056345	5.00	4.00	32.10	30.00	4.85	0.97	31.21	-	16.66	-	-	80.00	6.00	1		
3056347	5.00	4.00	42.10	40.00	4.85	0.73	41.55	-	16.66	-	-	90.00	6.00	1		
3056351	6.00	4.80	-	12.00	5.85	-	-	-	16.66	-	-	60.00	6.00	2		
3056353	6.00	4.80	-	20.00	5.85	-	-	-	16.66	-	-	70.00	6.00	2		
3056355	6.00	4.80	-	30.00	5.85	-	-	-	16.66	-	-	80.00	6.00	2		
3056356	6.00	4.80	-	35.00	5.85	-	-	-	16.66	-	-	80.00	6.00	2		
3056358	6.00	4.80	-	45.00	5.85	-	-	-	16.66	-	-	100.00	6.00	2		
3056359	6.00	4.80	-	50.00	5.85	-	-	-	16.66	-	-	120.00	6.00	2		

● Stocked ○ Available Upon Request; MOQ May Apply ▲ Globally Stocked



P					M			K	N		S		H					
Steel					Stainless Steel			Cast Iron	Non-Ferrous		HRSA		Hardened Steel					
Carbon Steel			Alloy Steel	Die Steel					Aluminum		Nickel Alloy	Titanium						
Low	Medium	High			300	400	17-4 PH		6061 7075	Casting			Inconel	6Al4V (30 HRC)	~35 HRC	35-45 HRC	45-50 HRC	50-70 HRC
1010	1035	1065	4140	4340														
1018	1045																	

○ Good ⊗ Best



A Brand AE-BM-H



Advanced Performance Carbide End Mills with DUOREY Coating

List 8430

A BRAND AE-BM-H



SPEED FEED
1467-1470

CARBIDE

DUOREY

4 FLUTE

40°




SHANK
h4

STUB

REG

PACKED
1 PIECE

Cutting Diameter Tolerance	
1/8" ≤ D ≤ 3/16"	+/- 0.00028"
5/16" ≤ D ≤ 1/2"	+/- 0.00039"



EDP Number		Diameter		Length of Cut	Overall Length	Shank Diameter
		D (Fractional Size)	Lc (Inch)	L (Inch)	d (Inch)	
84300023	●	1/8	0.250	2.000	0.125	
84300123	●	3/16	0.375	2.500	0.188	
84300223	●	1/4	0.500	3.500	0.250	
84300323	●	5/16	0.625	4.000	0.313	
84300423	●	3/8	0.750	4.000	0.375	
84300523	●	1/2	0.875	4.375	0.500	

● Stocked ○ Available Upon Request; MOQ May Apply ▲ Globally Stocked



ABOUT OSG

DRILLING

THREADING

MILLING

HOLDERS

INDEX

P					M			K	N		S		H			
Steel					Stainless Steel			Cast Iron	Non-Ferrous		HRSA		Hardened Steel			
Carbon Steel			Alloy Steel	Die Steel	300	400	17-4 PH		Aluminum		Nickel Alloy	Titanium				
Low	Medium	High							6061	7075			Casting	Inconel	6Al4V (30 HRC)	~35 HRC
1010	1035	1065	4140	4340									○	○	⊙	⊙
1018	1045															

○ Good ⊙ Best





A Brand AE-BM-H

Advanced Performance Carbide End Mills with DUOREY Coating

ABOUT OSG

DRILLING

THREADING

MILLING

HOLDERS

INDEX

List 8530

A BRAND AE-BM-H



SPEED FEED
1467-1470

CARBIDE

DUOREY

4 FLUTE

40°

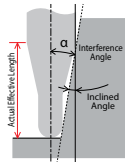



SHANK
h4

STUB

REG

PACKED
1 PIECE



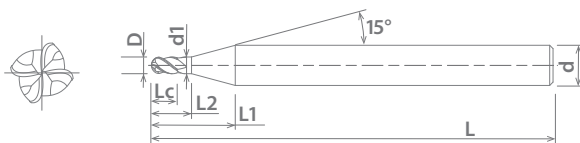
Cutting Diameter Tolerance	
1mm ≤ D ≤ 3mm	+/- 0.005mm
4mm ≤ D ≤ 6mm	+/- 0.007mm
8mm ≤ D ≤ 12mm	+/- 0.010mm

EDP Number	Diameter	Length of Cut	Neck Length	Non-Taper Neck Length	Neck Diameter	Interference Angle	Effective Neck Length by Incline Angle					Overall Length	Shank Diameter	Type
							0.5° (mm)	1.0° (mm)	1.5° (mm)	2.0° (mm)	3.0° (mm)			
85300023	1.00	2.00	8.00	2.00	0.95	11.85	2.13	2.19	2.25	2.32	2.46	50.00	4.00	1
85300123	1.50	3.00	8.00	3.00	1.45	10.15	2.64	2.71	2.78	2.85	3.02	50.00	4.00	1
8549602	2.00	2.00	12.00	4.00	1.95	10.64	4.19	4.30	4.42	4.55	4.85	50.00	6.00	1
85300223	2.50	5.00	12.00	5.00	2.45	9.57	5.32	5.40	5.52	5.64	5.81	50.00	6.00	1
8549603	3.00	3.00	12.00	6.00	2.85	8.15	6.44	6.61	6.79	7.00	7.45	50.00	6.00	1
8549604	4.00	4.00	12.10	8.00	3.85	5.65	8.49	8.71	8.96	9.22	9.81	60.00	6.00	1
8549605	5.00	5.00	12.20	10.00	4.85	2.95	10.54	10.82	11.12	11.45	-	60.00	6.00	1
8549606	6.00	9.00	-	-	-	-	-	-	-	-	-	60.00	6.00	2
8549608	8.00	12.00	-	-	-	-	-	-	-	-	-	70.00	8.00	2
8549610	10.00	15.00	-	-	-	-	-	-	-	-	-	80.00	10.00	2
8549612	12.00	18.00	-	-	-	-	-	-	-	-	-	90.00	12.00	2

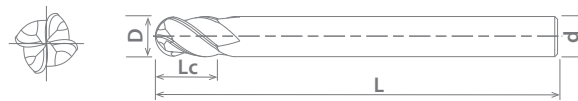
● Stocked ○ Available Upon Request; MOQ May Apply ▲ Globally Stocked



Type1



Type2



P					M			K	N		S		H			
Steel					Stainless Steel			Cast Iron	Non-Ferrous		HRSA		Hardened Steel			
Carbon Steel			Alloy Steel	Die Steel	Aluminum		Nickel Alloy		Titanium							
Low	Medium	High														
1010	1035	1065	4140	Die Steel	300	400	17-4 PH	6061	Casting	Inconel	6Al4V (30 HRC)	~35 HRC	35-45 HRC	45-50 HRC	50-70 HRC	
1018	1045		4340				7075									

○ Good ⊙ Best



A Brand AE-LNBD-N



Advanced Performance Long Neck, Ball Nose End Mills for Non-Ferrous Materials

List 8990



NEW



SPEED FEED
1471-1472

CARBIDE

DLC-IGUSS

2 FLUTE

30°

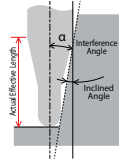


SHANK
h4

STUB

PACKED
1 PIECE

A BRAND AE-LNBD-N, Long Neck, Rib Processing

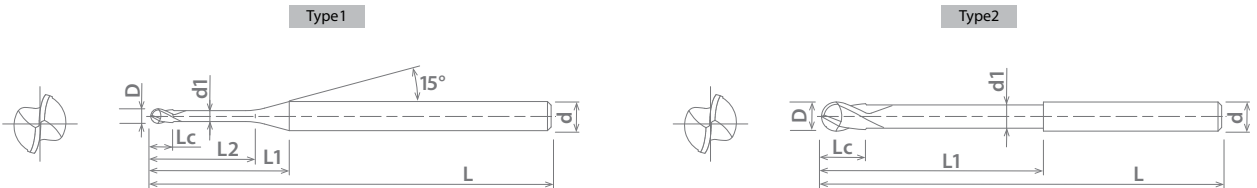


Note: If there is no value in the relative Effective Neck Length by Incline Angle column, it indicates no interference.

Radius Tolerance	
0.1mm ≤ D ≤ 0.4mm	+/- 0.002mm
0.5mm ≤ D ≤ 3mm	+/- 0.003mm
4mm ≤ D ≤ 6mm	+/- 0.004mm

EDP Number	Diameter	Length of Cut	Neck Length	Non-Taper Neck Length	Neck Diameter	Interference Angle	Effective Neck Length by Incline Angle					Overall Length	Shank Diameter	Type	
							0.5° (mm)	1.0° (mm)	1.5° (mm)	2.0° (mm)	3.0° (mm)				
3056370	▲	0.10	0.08	7.60	0.30	0.09	14.52	0.30	0.31	0.32	0.33	0.36	45.00	4.00	1
3056371	▲	0.10	0.08	7.80	0.50	0.09	14.07	0.53	0.56	0.59	0.62	0.67	45.00	4.00	1
3056372	▲	0.15	0.12	7.50	0.30	0.14	14.55	0.30	0.31	0.32	0.33	0.35	45.00	4.00	1
3056373	▲	0.15	0.12	7.70	0.50	0.14	14.12	0.52	0.55	0.58	0.60	0.65	45.00	4.00	1
3056374	▲	0.15	0.12	8.20	1.00	0.14	13.29	1.05	1.10	1.14	1.18	1.27	45.00	4.00	1
3056375	▲	0.20	0.16	7.40	0.30	0.19	14.59	0.30	0.31	0.32	0.33	0.34	45.00	4.00	1
3056376	▲	0.20	0.16	7.60	0.50	0.19	14.12	0.53	0.56	0.58	0.61	0.66	45.00	4.00	1
3056377	▲	0.20	0.16	8.10	1.00	0.19	13.28	1.06	1.11	1.15	1.19	1.28	45.00	4.00	1
3056378	▲	0.20	0.16	8.60	1.50	0.19	12.53	1.58	1.65	1.70	1.76	1.90	45.00	4.00	1
3056379	●	0.30	0.24	7.50	0.60	0.29	14.02	0.63	0.65	0.68	0.70	0.75	45.00	4.00	1
3056380	▲	0.30	0.24	7.90	1.00	0.29	13.33	1.05	1.09	1.13	1.17	1.25	45.00	4.00	1
3056381	▲	0.30	0.24	8.40	1.50	0.29	12.56	1.57	1.63	1.68	1.74	1.87	45.00	4.00	1
3056382	●	0.30	0.24	8.90	2.00	0.29	11.87	2.09	2.16	2.24	2.32	2.49	45.00	4.00	1
3056383	▲	0.40	0.30	7.70	1.00	0.38	13.38	1.04	1.08	1.11	1.15	1.23	45.00	4.00	1
3056384	●	0.40	0.30	8.70	2.00	0.38	11.87	2.08	2.15	2.22	2.30	2.47	45.00	4.00	1
3056385	▲	0.40	0.30	9.70	3.00	0.38	10.66	3.12	3.22	3.33	3.45	3.47	45.00	4.00	1
3056386	▲	0.40	0.30	10.70	4.00	0.38	9.68	4.15	4.29	4.44	4.60	4.95	45.00	4.00	1
3056387	●	0.50	0.40	7.60	1.00	0.48	13.43	1.03	1.07	1.10	1.13	1.20	45.00	4.00	1
3056388	●	0.50	0.40	8.60	2.00	0.48	11.87	2.07	2.14	2.21	2.28	2.45	45.00	4.00	1
3056389	●	0.50	0.40	9.60	3.00	0.48	10.63	3.11	3.21	3.32	3.43	3.69	45.00	4.00	1
3056390	▲	0.50	0.40	10.60	4.00	0.48	9.63	4.14	4.28	4.42	4.58	4.93	45.00	4.00	1
3056391	▲	0.50	0.40	11.60	5.00	0.48	8.79	5.18	5.35	5.53	5.73	6.18	45.00	4.00	1
3056392	▲	0.60	0.50	7.30	1.00	0.55	13.50	1.02	1.05	1.07	1.10	1.17	45.00	4.00	1
3056393	▲	0.60	0.50	8.30	2.00	0.55	11.89	2.06	2.12	2.18	2.25	2.41	45.00	4.00	1
3056394	●	0.60	0.50	9.30	3.00	0.55	10.62	3.09	3.19	3.29	3.40	3.66	45.00	4.00	1
3056395	▲	0.60	0.50	10.30	4.00	0.55	9.59	4.12	4.26	4.40	4.55	4.90	45.00	4.00	1
3056396	▲	0.60	0.50	11.30	5.00	0.55	8.74	5.16	5.33	5.51	5.70	6.14	45.00	4.00	1
3056397	▲	0.60	0.50	12.30	6.00	0.55	8.02	6.19	6.40	6.62	6.85	7.39	45.00	4.00	1
3056398	●	0.80	0.60	8.00	2.00	0.75	11.87	2.05	2.11	2.17	2.24	2.39	45.00	4.00	1
3056399	▲	0.80	0.60	9.10	3.00	0.75	10.53	3.09	3.18	3.28	3.39	3.63	45.00	4.00	1
3056400	●	0.80	0.60	10.00	4.00	0.75	9.46	4.12	4.25	4.39	4.54	4.88	45.00	4.00	1
3056401	●	0.80	0.60	12.00	6.00	0.75	7.86	6.19	6.39	6.61	6.84	7.36	45.00	4.00	1
3056402	●	0.80	0.60	14.00	8.00	0.75	6.72	8.25	8.53	8.82	9.14	9.85	45.00	4.00	1
3056403	●	1.00	0.80	7.60	2.00	0.95	11.85	2.05	2.10	2.16	2.22	2.37	45.00	4.00	1
3056404	●	1.00	0.80	8.60	3.00	0.95	10.44	3.08	3.17	3.27	3.37	3.61	45.00	4.00	1
3056405	●	1.00	0.80	9.60	4.00	0.95	9.32	4.12	4.24	4.38	4.52	4.85	45.00	4.00	1

● Stocked ○ Available Upon Request; MOQ May Apply ▲ Globally Stocked



CONTINUED ➔

P					M			K	N		S		H				
Steel					Stainless Steel				Cast Iron	Non-Ferrous		HRSA		Hardened Steel			
Carbon Steel			Alloy Steel	Die Steel						Aluminum		Nickel Alloy	Titanium				
Low	Medium	High					300	400	17-4 PH		6061			Casting	Inconel	6Al4V (30 HRC)	~35 HRC
1010	1035	1065	4140	4340					7075								

○ Good ⊙ Best





A Brand AE-LNBD-N

Advanced Performance Long Neck, Ball Nose End Mills for Non-Ferrous Materials

List 8990 (Cont.)



SPEED FEED
1471-1472

CARBIDE

DLC-IGUSS

2 FLUTE

30°

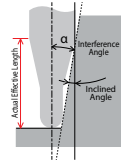


SHANK
h4

STUB

PACKED
1 PIECE

A BRAND AE-LNBD-N, Long Neck, Rib Processing

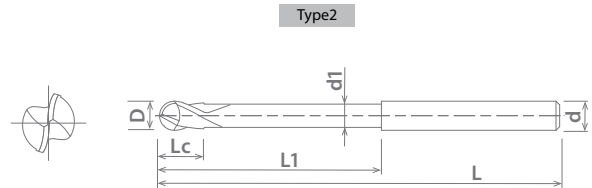
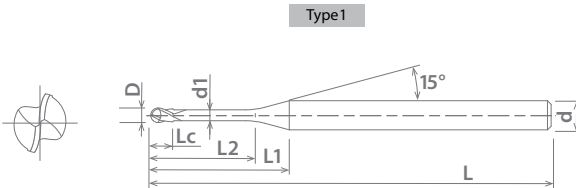


Note: If there is no value in the relative Effective Neck Length by Incline Angle column, it indicates no interference.

Radius Tolerance	
0.1mm ≤ D ≤ 0.4mm	+/- 0.002mm
0.5mm ≤ D ≤ 3mm	+/- 0.003mm
4mm ≤ D ≤ 6mm	+/- 0.004mm

EDP Number	Diameter	Length of Cut	Neck Length	Non-Taper Neck Length	Neck Diameter	Interference Angle	Effective Neck Length by Incline Angle					Overall Length	Shank Diameter	Type
							0.5° (mm)	1.0° (mm)	1.5° (mm)	2.0° (mm)	3.0° (mm)			
3056406	1.00	0.80	10.60	5.00	0.95	8.42	5.15	5.31	5.49	5.67	6.10	45.00	4.00	1
3056407	1.00	0.80	11.60	6.00	0.95	7.68	6.18	6.38	6.59	6.82	7.34	45.00	4.00	1
3056408	1.00	0.80	13.60	8.00	0.95	6.52	8.25	8.52	8.81	9.12	9.83	45.00	4.00	1
3056409	1.00	0.80	15.60	10.00	0.95	5.67	10.32	10.66	11.03	11.42	12.31	45.00	4.00	1
3056410	1.00	0.80	17.60	12.00	0.95	5.01	12.39	12.80	13.24	13.72	14.80	45.00	4.00	1
3056411	1.50	1.20	8.80	4.00	1.45	8.80	4.18	4.33	4.46	4.60	4.92	45.00	4.00	1
3056412	1.50	1.20	10.80	6.00	1.45	7.09	6.27	6.47	6.68	6.90	7.40	45.00	4.00	1
3056413	1.50	1.20	16.80	12.00	1.45	4.46	12.48	12.89	13.33	13.80	14.86	55.00	4.00	1
3056414	1.50	1.20	22.80	18.00	1.45	3.25	18.68	19.31	19.98	20.70	22.32	55.00	4.00	1
3056415	2.00	1.60	8.20	4.00	1.95	7.88	4.22	4.44	4.65	4.86	5.26	50.00	4.00	1
3056416	2.00	1.60	10.20	6.00	1.95	6.20	6.35	6.67	6.96	7.23	7.75	50.00	4.00	1
3056417	2.00	1.60	12.20	8.00	1.95	5.10	8.47	8.87	9.22	9.54	10.24	50.00	4.00	1
3056418	2.00	1.60	14.20	10.00	1.95	4.34	10.58	11.05	11.45	11.84	12.73	50.00	4.00	1
3056419	2.00	1.60	16.20	12.00	1.95	3.77	12.68	13.21	13.67	14.14	15.21	50.00	4.00	1
3056420	2.00	1.60	18.20	14.00	1.95	3.33	14.78	15.36	15.88	16.44	17.70	50.00	4.00	1
3056421	2.00	1.60	20.20	16.00	1.95	2.99	16.87	17.50	18.10	18.74	-	50.00	4.00	1
3056422	2.00	1.60	24.20	20.00	1.95	2.47	21.04	21.78	22.53	23.34	-	60.00	4.00	1
3056423	2.00	1.60	29.20	25.00	1.95	2.04	26.24	27.13	28.07	29.09	-	60.00	4.00	1
3056424	3.00	2.40	15.80	10.00	2.85	5.95	10.44	10.83	11.18	11.55	12.37	55.00	6.00	1
3056425	3.00	2.40	17.80	12.00	2.85	5.23	12.53	12.98	13.40	13.85	14.85	55.00	6.00	1
3056426	3.00	2.40	19.80	14.00	2.85	4.67	14.62	15.12	15.62	16.15	17.34	55.00	6.00	1
3056427	3.00	2.40	21.80	16.00	2.85	4.21	16.70	17.26	17.83	18.45	19.83	55.00	6.00	1
3056428	3.00	2.40	25.80	20.00	2.85	3.53	20.85	21.54	22.27	23.05	24.80	55.00	6.00	1
3056429	3.00	2.40	30.80	25.00	2.85	2.93	26.03	26.89	27.81	28.80	-	65.00	6.00	1
3056430	3.00	2.40	35.80	30.00	2.85	2.50	31.20	32.24	33.35	34.54	-	65.00	6.00	1
3056431	4.00	3.20	14.00	10.00	3.85	4.75	10.42	10.79	11.13	11.47	12.25	60.00	6.00	1
3056432	4.00	3.20	19.00	15.00	3.85	3.37	15.64	16.16	16.67	17.22	18.47	60.00	6.00	1
3056433	4.00	3.20	24.00	20.00	3.85	2.61	20.84	21.51	22.21	22.97	-	65.00	6.00	1
3056434	4.00	3.20	29.00	25.00	3.85	2.13	26.02	26.85	27.75	28.72	-	65.00	6.00	1
3056435	4.00	3.20	34.00	30.00	3.85	1.79	31.18	32.20	33.30	-	-	80.00	6.00	1
3056436	4.00	3.20	44.00	40.00	3.85	1.37	41.52	42.90	-	-	-	80.00	6.00	1
3056437	6.00	4.80	10.00	-	5.85	-	-	-	-	-	-	70.00	6.00	2
3056438	6.00	4.80	15.00	-	5.85	-	-	-	-	-	-	70.00	6.00	2
3056439	6.00	4.80	20.00	-	5.85	-	-	-	-	-	-	70.00	6.00	2
3056440	6.00	4.80	30.00	-	5.85	-	-	-	-	-	-	90.00	6.00	2
3056441	6.00	4.80	50.00	-	5.85	-	-	-	-	-	-	90.00	6.00	2

● Stocked ○ Available Upon Request; MOQ May Apply ▲ Globally Stocked



P					M			K	N		S		H					
Steel					Stainless Steel			Cast Iron	Non-Ferrous		HRSA		Hardened Steel					
Carbon Steel			Alloy Steel	Die Steel	300	400	17-4 PH		Aluminum		Nickel Alloy	Titanium						
Low	Medium	High							6061	7075			Casting	Inconel	6Al4V (30 HRC)	~35 HRC	35-45 HRC	45-50 HRC
1010	1035	1045	1065	4140	4340													
1018	1045	1065																

○ Good ⊙ Best



ABOUT OSG

DRILLING

THREADING

MILLING

HOLDERS

INDEX

List 9510

EXOPRO® PHX-DBT, Deep Feed

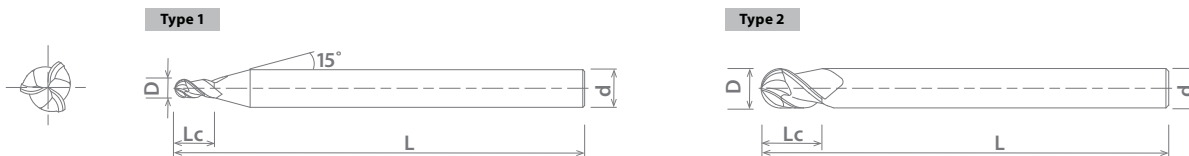
SPEED FEED 1473-1474	CARBIDE	EXO®	3 FLUTE	45°		SHANK h6	STUB	PACKED 1 PIECE
--------------------------------	----------------	-------------	----------------	------------	--	--------------------	-------------	--------------------------

Radius Tolerance	
1mm ≤ D ≤ 20mm	+/- 0.010mm



EDP Number		Diameter		Length of Cut		Overall Length		Shank Diameter		Type
		D (mm)		Lc (mm)		L (mm)		d (mm)		
3090202	●	1.00		1.50		60.00		6.00		1
3090204	●	2.00		3.00		60.00		6.00		1
3090206	●	3.00		4.50		70.00		6.00		1
3090208	●	4.00		6.00		70.00		6.00		1
3090210	●	5.00		7.50		70.00		6.00		1
3090212	●	6.00		9.00		80.00		6.00		2
3090312	●	6.00		9.00		110.00		6.00		2
3090216	●	8.00		12.00		90.00		8.00		2
3090316	●	8.00		12.00		120.00		8.00		2
3090220	●	10.00		15.00		100.00		10.00		2
3090320	●	10.00		15.00		130.00		10.00		2
3090222	●	12.00		18.00		100.00		12.00		2
3090322	●	12.00		18.00		140.00		12.00		2
3090226	●	16.00		24.00		150.00		16.00		2
3090230	●	20.00		30.00		150.00		20.00		2
3090330	●	20.00		30.00		200.00		20.00		2

● Stocked ○ Available Upon Request; MOQ May Apply ▲ Globally Stocked



P					M			K	N		S		H			
Steel					Stainless Steel			Cast Iron	Non-Ferrous		HRSA		Hardened Steel			
Carbon Steel			Alloy Steel	Die Steel					Aluminum	Nickel Alloy	Titanium					
Low	Medium	High			6061	Casting	Inconel		6Al4V (30 HRC)	~35 HRC	35-45 HRC	45-50 HRC	50-70 HRC			
1010	1035	1065	4140	4340	300	400	17-4 PH					○	○	○	○	○
○	○	○	○	○	○	○	○	○					○	○	○	○

○ Good ○ Best



ABOUT OSG

DRILLING

THREADING

MILLING

HOLDERS

INDEX



List 9590

EXOPRO[®] PHX-LN-DBT, Long Neck

SPEED FEED
1473-1474

CARBIDE

WXS

3 FLUTE

45°

SHANK

h6

STUB

PACKED

1 PIECE

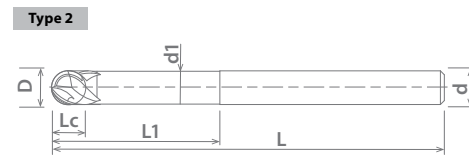
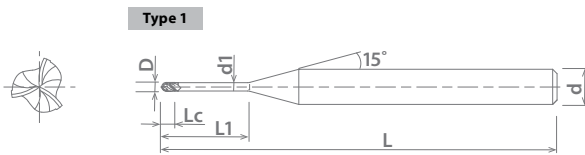
Radius Tolerance	
0.6mm ≤ D ≤ 6mm	+/- 0.007mm



EDP Number	Diameter	Length of Cut	Neck Diameter	Neck Length	Effective Neck Length by Incline Angle						Overall Length	Shank Diameter	Type
					0.5° (mm)	1.0° (mm)	1.5° (mm)	2.0° (mm)	2.5° (mm)	3.0° (mm)			
3194901	0.60	0.45	0.55	1.00	1.02	1.05	1.08	1.11	1.14	1.17	50.00	4.00	1
3194902	0.60	0.45	0.55	2.00	2.06	2.12	2.18	2.26	2.33	2.42	50.00	4.00	1
3194903	0.60	0.45	0.55	3.00	3.09	3.19	3.29	3.41	3.53	3.66	50.00	4.00	1
3194904	0.60	0.45	0.55	4.00	4.12	4.26	4.40	4.56	4.72	4.90	50.00	4.00	1
3194906	0.60	0.45	0.55	6.00	6.19	6.40	6.62	6.86	7.11	7.39	50.00	4.00	1
3195004	1.00	0.75	0.95	4.00	4.26	4.50	4.74	4.96	5.18	5.39	50.00	4.00	1
3195006	1.00	0.75	0.95	6.00	6.39	6.72	7.03	7.32	7.95	7.88	50.00	4.00	1
3195008	1.00	0.75	0.95	8.00	8.50	8.92	9.28	9.62	9.98	10.36	50.00	4.00	1
3195010	1.00	0.75	0.95	10.00	10.61	11.09	11.51	11.92	12.37	12.85	50.00	4.00	1
3195012	1.00	0.75	0.95	12.00	12.71	13.25	13.71	14.12	14.49	14.83	50.00	4.00	1
3195014	1.00	0.75	0.95	14.00	14.81	15.40	15.90	16.34	16.73	17.82	50.00	4.00	1
3195016	1.00	0.75	0.95	16.00	16.90	17.54	18.07	18.54	19.53	20.31	50.00	4.00	1
3195106	1.50	1.12	1.45	6.00	6.37	6.70	7.00	7.28	7.54	7.82	50.00	4.00	1
3195108	1.50	1.12	1.45	8.00	8.49	8.89	9.25	9.58	9.93	10.30	50.00	4.00	1
3195110	1.50	1.12	1.45	10.00	10.60	11.07	11.48	11.88	12.32	12.79	50.00	4.00	1
3195112	1.50	1.12	1.45	12.00	12.70	13.23	13.69	14.09	14.46	14.80	50.00	4.00	1
3195116	1.50	1.12	1.45	16.00	16.89	17.52	18.05	18.51	18.93	19.31	50.00	4.00	1
3195206	2.00	1.50	1.95	6.00	6.35	6.65	6.94	7.21	7.46	7.73	50.00	4.00	1
3195208	2.00	1.50	1.95	8.00	8.46	8.85	9.20	9.52	9.85	10.21	50.00	4.00	1
3195210	2.00	1.50	1.95	10.00	10.57	11.03	11.43	11.82	12.24	12.70	50.00	4.00	1
3195212	2.00	1.50	1.95	12.00	12.67	13.19	13.64	14.12	14.63	15.19	50.00	4.00	1
3195214	2.00	1.50	1.95	14.00	14.77	15.34	15.86	16.42	17.02	17.67	50.00	4.00	1
3195216	2.00	1.50	1.95	16.00	16.86	17.48	18.08	-	18.72	19.41	50.00	4.00	1
3195218	2.00	1.50	1.95	18.00	18.94	19.62	20.29	-	21.02	21.80	60.00	4.00	1
3195220	2.00	1.50	1.95	20.00	21.03	21.76	22.51	-	23.18	-	60.00	4.00	1
3195222	2.00	1.50	1.95	22.00	23.13	23.89	24.50	-	25.03	-	60.00	4.00	1
3195312	3.00	2.25	2.85	12.00	12.61	13.10	13.57	-	14.08	-	60.00	4.00	1
3195316	3.00	2.25	2.85	16.00	16.77	17.38	17.01	-	-	-	60.00	4.00	1
3195320	3.00	2.25	2.85	20.00	20.92	21.65	-	-	-	-	60.00	4.00	1
3195325	3.00	2.25	2.85	25.00	26.10	-	-	-	-	-	60.00	4.00	1
3195416	4.00	3.00	3.85	16.00	-	-	-	-	-	-	60.00	4.00	2
3195420	4.00	3.00	3.85	20.00	-	-	-	-	-	-	60.00	4.00	2
3195425	4.00	3.00	3.85	25.00	-	-	-	-	-	-	60.00	4.00	2
3195520	6.00	4.50	5.85	20.00	-	-	-	-	-	-	70.00	6.00	2
3195530	6.00	4.50	5.85	30.00	-	-	-	-	-	-	70.00	6.00	2

● Stocked ○ Available Upon Request; MOQ May Apply ▲ Globally Stocked

EP



P					M			K	N		S		H						
Steel					Stainless Steel			Cast Iron	Non-Ferrous		HRSA		Hardened Steel						
Carbon Steel			Alloy Steel	Die Steel					Aluminum		Nickel Alloy	Titanium							
Low	Medium	High			300	400	17-4 PH	6061	Casting	Inconel			6Al4V (30 HRC)	~35 HRC	35-45 HRC	45-50 HRC	50-70 HRC		
1010	1035	1045	1065	4140	4340														
1018	1045	1065	4140	4340															

○ Good ⊗ Best

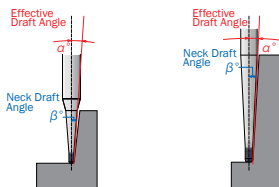




List 9581

EXOPRO® PHX-PC-DBT, Pencil Neck, Deep Feed

SPEED FEED 1473-1474	CARBIDE	WXS	3 FLUTE	45°	SHANK h6	STUB	PACKED 1 PIECE
--------------------------------	----------------	------------	----------------	------------	--------------------	-------------	--------------------------



Radius Tolerance	
0.6mm ≤ D ≤ 6mm	+/- 0.010mm

Note: The tool may deflect and interfere with the draft area depending on the milling condition.

Note: For convenience, the Neck Draft Angle (β°) is shown the same as the Effective Draft Angle (α°), but actually it is different. (It does not interfere with the Effective Draft Angle (α°))

EDP Number	Diameter	Length of Cut	Neck Diameter Min	Neck Diameter Max	Neck Length	Effective Draft Angle	Neck Draft Angle	Overall Length	Shank Diameter	Type	
											D (mm)
3095125	●	1.00	1.50	0.95	1.20	16.00	0.38	0.50	60.00	6.00	1
3095141	●	1.00	1.50	0.95	1.10	6.00	0.56	1.00	60.00	6.00	1
3095142	●	1.00	1.50	0.95	1.17	8.00	0.68	1.00	60.00	6.00	1
3095143	●	1.00	1.50	0.95	1.24	10.00	0.75	1.00	60.00	6.00	1
3095144	●	1.00	1.50	0.95	1.31	12.00	0.79	1.00	60.00	6.00	1
3095145	●	1.00	1.50	0.95	1.45	16.00	0.85	1.00	60.00	6.00	1
3095146	●	1.00	1.50	0.95	1.59	20.00	0.88	1.00	60.00	6.00	1
3095155	●	1.00	1.50	0.95	1.65	15.00	1.30	1.50	60.00	6.00	1
3095147	●	1.00	1.50	0.95	1.77	25.00	0.91	1.00	70.00	6.00	1
3095157	●	1.00	1.50	0.95	2.18	25.00	1.39	1.50	70.00	6.00	1
3095191	●	1.00	1.50	0.95	5.43	30.00	4.30	4.50	70.00	6.00	1
3095211	●	1.50	2.25	1.45	1.58	6.00	0.45	1.00	60.00	6.00	1
3095212	●	1.50	2.25	1.45	1.68	9.00	0.65	1.00	60.00	6.00	1
3095213	●	1.50	2.25	1.45	1.79	12.00	0.74	1.00	60.00	6.00	1
3095214	●	1.50	2.25	1.45	1.89	15.00	0.80	1.00	60.00	6.00	1
3095215	●	1.50	2.25	1.45	2.10	21.00	0.86	1.00	60.00	6.00	1
3095216	●	1.50	2.25	1.45	2.41	30.00	0.90	1.00	70.00	6.00	1
3095223	●	2.00	3.00	1.95	2.24	20.00	0.38	0.50	60.00	6.00	1
3095241	●	2.00	3.00	1.95	2.19	10.00	0.62	1.00	60.00	6.00	1
3095242	●	2.00	3.00	1.95	2.36	15.00	0.76	1.00	60.00	6.00	1
3095243	●	2.00	3.00	1.95	2.54	20.00	0.82	1.00	60.00	6.00	1
3095244	●	2.00	3.00	1.95	2.71	25.00	0.86	1.00	70.00	6.00	1
3095245	●	2.00	3.00	1.95	2.89	30.00	0.89	1.00	80.00	6.00	1
3095246	●	2.00	3.00	1.95	3.24	40.00	0.92	1.00	80.00	6.00	1
3095251	●	2.00	3.00	1.95	3.88	40.00	1.39	1.50	80.00	6.00	1
3095273	●	2.00	3.00	1.95	5.75	41.20	2.85	3.00	80.00	6.00	2
3095281	●	2.00	3.00	1.95	5.67	30.00	3.95	3.80	80.00	6.00	2
3095247	●	2.00	3.00	1.95	3.59	50.00	0.93	1.00	100.00	6.00	1
3095262	●	2.00	3.00	1.95	5.81	60.30	1.94	2.00	100.00	6.00	2
3095321	●	3.00	4.50	2.90	3.17	20.00	0.27	0.50	80.00	6.00	1
3095341	●	3.00	4.50	2.90	3.44	20.00	0.69	1.00	80.00	6.00	1
3095342	●	3.00	4.50	2.90	3.61	25.00	0.76	1.00	80.00	6.00	1
3095343	●	3.00	4.50	2.90	3.79	30.00	0.80	1.00	80.00	6.00	1
3095344	●	3.00	4.50	2.90	4.13	40.00	0.85	1.00	80.00	6.00	1
3095374	●	3.00	4.50	2.90	5.60	32.10	2.81	3.00	80.00	6.00	2
3095345	●	3.00	4.50	2.90	4.48	50.00	0.88	1.00	100.00	6.00	1
3095346	●	3.00	4.50	2.90	4.83	60.00	0.90	1.00	100.00	6.00	1
3095356	●	3.00	4.50	2.90	5.74	60.80	1.45	1.50	100.00	6.00	2
3095365	●	3.00	4.50	2.90	5.70	46.50	1.92	2.00	100.00	6.00	2
3095421	●	4.00	6.00	3.90	4.23	25.00	0.29	0.50	80.00	6.00	1
3095441	●	4.00	6.00	3.90	4.73	30.00	0.76	1.00	80.00	6.00	1
3095442	●	4.00	6.00	3.90	5.08	40.00	0.82	1.00	80.00	6.00	1

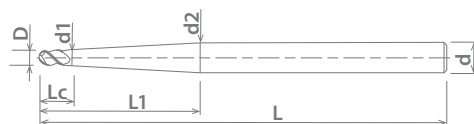
● Stocked ○ Available Upon Request; MOQ May Apply ▲ Globally Stocked



Type 1



Type 2



CONTINUED ➔

P					M			K	N		S		H			
Steel					Stainless Steel			Cast Iron	Non-Ferrous		HRSA		Hardened Steel			
Carbon Steel			Alloy Steel	Die Steel	300	400	17-4 PH		Aluminum		Nickel Alloy	Titanium	Hardened Steel			
Low	Medium	High							6061	Casting			Inconel	6Al4V (30 HRC)	~35 HRC	35-45 HRC
1010	1035	1045	1065	4140	4340											
○	○	○	○	○	○	○	○	○					○	○	○	○

○ Good ○ Best



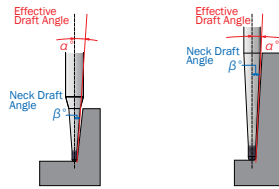
ABOUT OSG
DRILLING
THREADING
MILLING
HOLDERS
INDEX



List 9581 (Continued)

EXOPRO® PHX-PC-DBT, Pencil Neck, Deep Feed

SPEED FEED 1473-1474	CARBIDE	WXS	3 FLUTE	45°		SHANK h6	STUB	PACKED 1 PIECE
--------------------------------	----------------	------------	----------------	------------	--	--------------------	-------------	--------------------------



Radius Tolerance	
0.6mm ≤ D ≤ 6mm	+/- 0.010mm

Note: The tool may deflect and interfere with the draft area depending on the milling condition.

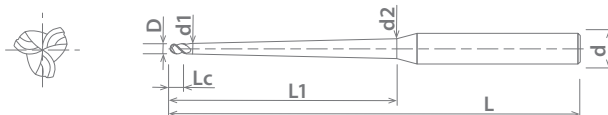
Note: For convenience, the Neck Draft Angle (β°) is shown the same as the Effective Draft Angle (α°), but actually it is different. (It does not interfere with the Effective Draft Angle (α°))

EDP Number	Diameter	Length of Cut	Neck Diameter Min	Neck Diameter Max	Neck Length	Effective Draft Angle	Neck Draft Angle	Overall Length	Shank Diameter	Type
3095453	4.00	6.00	3.90	5.70	42.20	1.43	1.50	80.00	6.00	2
3095443	4.00	6.00	3.90	5.43	50.00	0.86	1.00	100.00	6.00	1
3095444	4.00	6.00	3.90	5.76	61.30	0.97	1.00	100.00	6.00	2
3095472	4.00	6.00	3.90	7.50	42.20	2.85	3.00	100.00	8.00	2
3095445	4.00	6.00	3.90	6.48	80.00	0.92	1.00	120.00	8.00	1
3095454	4.00	6.00	3.90	7.69	80.40	1.47	1.50	120.00	8.00	2
3095462	4.00	6.00	3.90	7.63	61.30	1.94	2.00	120.00	8.00	2
3095541	5.00	7.50	4.90	5.86	35.00	0.76	1.00	100.00	8.00	1
3095542	5.00	7.50	4.90	6.38	50.00	0.84	1.00	100.00	8.00	1
3095543	5.00	7.50	4.90	7.08	70.00	0.89	1.00	130.00	8.00	1
3095544	5.00	7.50	4.90	7.72	90.40	0.98	1.00	130.00	8.00	2
3095553	5.00	7.50	4.90	7.64	61.80	1.45	1.50	130.00	8.00	2
3095562	5.00	7.50	4.90	7.56	47.50	1.91	2.00	130.00	8.00	2
3095641	6.00	9.00	5.90	6.98	40.00	0.77	1.00	100.00	8.00	1
3095642	6.00	9.00	5.90	7.33	50.00	0.82	1.00	100.00	8.00	1
3095651	6.00	9.00	5.90	7.60	43.20	1.43	1.50	100.00	8.00	2
3095661	6.00	9.00	5.90	7.50	33.60	1.87	2.00	100.00	8.00	2
3095643	6.00	9.00	5.90	7.69	62.30	0.97	1.00	130.00	8.00	2
3095644	6.00	9.00	5.90	8.72	90.00	0.90	1.00	130.00	10.00	1
3095653	6.00	9.00	5.90	9.59	81.40	1.47	1.50	130.00	10.00	2
3095662	6.00	9.00	5.90	9.49	62.30	1.94	2.00	130.00	10.00	2
3095841	8.00	12.00	7.90	9.22	50.00	0.77	1.00	120.00	10.00	1
3095842	8.00	12.00	7.90	9.62	63.30	0.97	1.00	120.00	10.00	2
3095851	8.00	12.00	7.90	9.50	44.20	1.43	1.50	120.00	10.00	2
3095862	8.00	12.00	7.90	11.35	63.30	1.94	2.00	120.00	12.00	2
3095843	8.00	12.00	7.90	10.62	90.00	0.88	1.00	150.00	12.00	1
3095853	8.00	12.00	7.90	11.49	82.40	1.47	1.50	150.00	12.00	2
3095844	8.00	12.00	7.90	11.62	120.60	0.99	1.00	180.00	12.00	2
3096041	10.00	15.00	9.90	11.56	64.30	0.97	1.00	120.00	12.00	2
3096051	10.00	15.00	9.90	11.40	45.20	1.43	1.50	120.00	12.00	2
3096061	10.00	15.00	9.90	11.24	35.60	1.87	2.00	120.00	12.00	2
3096042	10.00	15.00	9.90	12.16	80.00	0.83	1.00	160.00	16.00	1
3096043	10.00	15.00	9.90	12.86	100.00	0.87	1.00	160.00	16.00	1
3096064	10.00	15.00	9.90	15.21	92.90	1.96	2.00	160.00	16.00	2
3096044	10.00	15.00	9.90	13.56	120.00	0.89	1.00	180.00	16.00	1
3096053	10.00	15.00	9.90	15.38	121.60	1.48	1.50	180.00	16.00	2
3096045	10.00	15.00	9.90	14.26	140.00	0.91	1.00	200.00	16.00	1
3096046	10.00	15.00	9.90	14.96	160.00	0.92	1.00	220.00	16.00	1
3096241	12.00	18.00	11.90	13.36	60.00	0.73	1.00	120.00	16.00	1
3096242	12.00	18.00	11.90	14.76	100.00	0.85	1.00	180.00	16.00	1
3096243	12.00	18.00	11.90	15.48	122.60	0.99	1.00	180.00	16.00	2
3096244	12.00	18.00	11.90	16.85	160.00	0.91	1.00	220.00	20.00	1
3096254	12.00	18.00	11.90	19.27	160.80	1.48	1.50	220.00	20.00	2

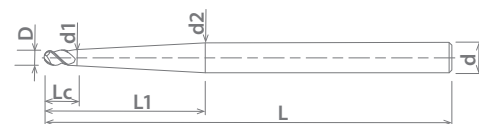
● Stocked ○ Available Upon Request; MOQ May Apply ▲ Globally Stocked

EP

Type 1



Type 2



P					M			K	N		S		H			
Steel					Stainless Steel			Cast Iron	Non-Ferrous		HRSA		Hardened Steel			
Carbon Steel			Alloy Steel	Die Steel	300	400	17-4 PH		Aluminum		Nickel Alloy	Titanium				
Low	Medium	High						6061	Casting	Inconel			6Al4V (30 HRC)	~35 HRC	35-45 HRC	45-50 HRC
1010	1035	1045	4140	4340	300	400	17-4 PH	6061	7075	Casting	Inconel	6Al4V (30 HRC)	~35 HRC	35-45 HRC	45-50 HRC	50-70 HRC
○	○	○	○	○	○	○	○	○					○	○	○	○

○ Good ○ Best





List 3610

EXOCARB® WXL-EBD



SPEED FEED
1475

CARBIDE
WXL

2 FLUTE


30°



SHANK
h6

STUB

PACKED
1 PIECE



Radius Tolerance	
1/32" ≤ D ≤ 3/16"	+/- 0.0002"
1/4" ≤ D ≤ 3/8"	+0.0001 / -0.0003
D = 1/2"	+/- 0.0004"

EDP Number	Diameter	Length of Cut	Overall Length	Shank Diameter
36100111	1/32	0.031	2.500	0.250
36100211	1/16	0.063	2.500	0.250
36100311	3/32	0.094	2.500	0.250
36100411	1/8	0.125	3.000	0.250
36101011	5/32	0.156	2.500	0.250
36100511	3/16	0.188	3.000	0.250
36100611	1/4	0.250	3.000	0.250
36100711	5/16	0.313	4.000	0.313
36100811	3/8	0.375	4.000	0.375
36100911	1/2	0.500	4.000	0.500

● Stocked ○ Available Upon Request; MOQ May Apply ▲ Globally Stocked



ABOUT OSG

DRILLING

THREADING

MILLING

HOLDERS

INDEX

P					M			K	N		S		H					
Steel					Stainless Steel			Cast Iron	Non-Ferrous		HRSA		Hardened Steel					
Carbon Steel			Alloy Steel	Die Steel	300	400	17-4 PH		Aluminum		Nickel Alloy	Titanium	Hardened Steel					
Low	Medium	High							6061	7075			Casting	Inconel	6Al4V (30 HRC)	~35 HRC	35-45 HRC	45-50 HRC
1010	1035	1065	4140	4340	○	○	○	○	○	○	○	○	○	○	○	○	○	○
1018	1045	1065	4140	4340	○	○	○	○	○	○	○	○	○	○	○	○	○	○

○ Good ○ Best





List 3710

EXOCARB® WXL-EBD



SPEED FEED
1476

CARBIDE

WXL

2 FLUTE

30°



SHANK
h6

STUB

REG

PACKED
1 PIECE



Radius Tolerance	
0.1mm ≤ D ≤ 5mm	+/- 0.005mm
6mm ≤ D ≤ 12mm	+0.003 / -0.007mm
14mm ≤ D ≤ 20mm	+/- 0.010mm

EDP Number	Diameter	Length of Cut	Overall Length	Shank Diameter
3105010	0.10	0.20	40.00	4.00
3105020	0.20	0.40	40.00	4.00
3105030	0.30	0.60	40.00	4.00
3105040	0.40	0.80	40.00	4.00
3105050	0.50	1.10	40.00	4.00
3105060	0.60	1.10	40.00	4.00
3105080	0.80	2.00	40.00	4.00
3105100	1.00	1.50	50.00	4.00
3106100	1.00	2.50	60.00	6.00
3105120	1.20	3.00	50.00	4.00
3105140	1.40	3.50	50.00	4.00
3105150	1.50	2.00	50.00	4.00
3106150	1.50	4.00	50.00	6.00
3105160	1.60	4.00	50.00	4.00
3105200	2.00	3.00	50.00	4.00
3106200	2.00	5.00	50.00	6.00
3105250	2.50	3.00	50.00	4.00
3106250	2.50	6.00	60.00	6.00
3105300	3.00	4.50	60.00	4.00
3106301	3.00	8.00	60.00	6.00
3106350	3.50	8.00	70.00	6.00
3106400	4.00	6.00	70.00	6.00
3105400	4.00	8.00	60.00	4.00
3106500	5.00	8.00	80.00	6.00
3106502	5.00	12.00	80.00	6.00
3106600	6.00	10.00	90.00	6.00
3106601	6.00	12.00	90.00	6.00
3106610	7.00	14.00	90.00	6.00
3106620	8.00	12.00	100.00	8.00
3106621	8.00	14.00	100.00	8.00
3106630	9.00	18.00	100.00	8.00
3106640	10.00	15.00	100.00	10.00
3106641	10.00	18.00	100.00	10.00
3106650	11.00	22.00	100.00	10.00
3106660	12.00	18.00	110.00	12.00
3106661	12.00	22.00	110.00	12.00
3106670	14.00	26.00	110.00	12.00
3106680	16.00	30.00	140.00	16.00
3106690	18.00	34.00	140.00	16.00
3106700	20.00	38.00	160.00	20.00

● Stocked ○ Available Upon Request; MOQ May Apply ▲ Globally Stocked



P					M			K	N		S		H			
Steel					Stainless Steel			Cast Iron	Non-Ferrous		HRSA		Hardened Steel			
Carbon Steel			Alloy Steel	Die Steel	300	400	17-4 PH		Aluminum		Nickel Alloy	Titanium				
Low	Medium	High						6061	Casting	Inconel			6Al4V (30 HRC)	~35 HRC	35-45 HRC	45-50 HRC
1010	1035	1065	4140	4340	300	400	17-4 PH	6061	7075	Casting	Inconel	6Al4V (30 HRC)	~35 HRC	35-45 HRC	45-50 HRC	50-70 HRC
○	○	○	○	○	○	○	○	○	○	○	○	○	○	○	○	○

○ Good ○ Best





List 3690

EXOCARB® WXL-LN-EBD, Long Neck, Rib Processing



SPEED FEED
1477-1480

CARBIDE

WXL

2 FLUTE

30°




SHANK
h6

STUB

PACKED
1 PIECE

Radius Tolerance	
1/64" ≤ D ≤ 1/4"	+/- 0.0002



EDP Number		Diameter	Length of Cut	Neck Length	Neck Diameter	Overall Length	Shank Diameter
		D (Fractional Size)	Lc (Inch)	L1 (Inch)	d1 (Inch)	L (Inch)	d (Inch)
36900111	●	1/64	0.016	0.047	0.013	2.500	0.125
36900211	●	1/64	0.016	0.094	0.013	2.500	0.125
36900311	●	1/32	0.031	0.156	0.029	2.500	0.250
36900411	●	1/32	0.031	0.313	0.029	2.500	0.250
36900511	●	1/32	0.031	0.406	0.029	2.500	0.250
36900611	●	1/16	0.063	0.313	0.061	2.500	0.250
36900711	●	1/16	0.063	0.625	0.061	2.500	0.250
36900811	●	1/16	0.063	0.813	0.061	3.000	0.250
36900911	●	3/32	0.094	0.469	0.092	2.500	0.250
36901011	●	3/32	0.094	0.938	0.092	2.875	0.250
36901111	●	3/32	0.094	1.406	0.092	3.125	0.250
36901211	●	1/8	0.125	0.625	0.123	3.000	0.250
36901311	●	1/8	0.125	1.250	0.123	3.000	0.250
36901411	●	1/8	0.125	1.875	0.123	3.750	0.250
36901511	●	3/16	0.188	0.938	0.185	3.500	0.250
36901611	●	3/16	0.188	1.875	0.185	4.000	0.250
36901711	●	1/4	0.250	1.250	0.248	4.000	0.250
36901811	●	1/4	0.250	2.000	0.248	4.500	0.250

● Stocked ○ Available Upon Request; MOQ May Apply ▲ Globally Stocked



ABOUT OSG

DRILLING

THREADING

MILLING

HOLDERS

INDEX

P					M			K	N		S		H				
Steel					Stainless Steel			Cast Iron	Non-Ferrous		HRSA		Hardened Steel				
Carbon Steel			Alloy Steel	Die Steel	Aluminum		Nickel Alloy		Titanium								
Low	Medium	High			6061	7075				Casting	Inconel	6Al4V (30 HRC)	~35 HRC	35-45 HRC	45-50 HRC	50-70 HRC	
1010	1035	1065	4140	4340	300	400	17-4 PH	○	○	○	○	○	○	○	○	○	○
○	○	○	○	○	○	○	○	○	○	○	○	○	○	○	○	○	○

○ Good ○ Best





List 3790 (Continued)

EXOCARB® WXL-LN-EBD, Long Neck, Rib Processing



SPEED FEED
1477-1480

CARBIDE WXL 2 FLUTE 30° SHANK h6 STUB PACKED 1 PIECE

EDP Number	Dia.	Length of Cut	Neck Length	Neck Dia.	Overall Length	Shank Dia.	
							D (mm)
3111614	●	1.50	1.20	14.00	1.45	50.00	4.00
3111616	●	1.50	1.20	16.00	1.45	55.00	4.00
3111618	●	1.50	1.20	18.00	1.45	55.00	4.00
3111620	●	1.50	1.20	20.00	1.45	55.00	4.00
3111622	●	1.50	1.20	22.00	1.45	55.00	4.00
3111630	●	1.50	1.20	30.00	1.45	65.00	4.00
3111640	●	1.60	1.30	4.00	1.55	45.00	4.00
3111680	●	1.60	1.30	8.00	1.55	45.00	4.00
3111712	●	1.60	1.30	12.00	1.55	45.00	4.00
3111716	●	1.60	1.30	16.00	1.55	50.00	4.00
3111720	●	1.60	1.30	20.00	1.55	55.00	4.00
3111880	●	1.80	1.40	8.00	1.75	45.00	4.00
3111912	●	1.80	1.40	12.00	1.75	45.00	4.00
3111916	●	1.80	1.40	16.00	1.75	50.00	4.00
3111920	●	1.80	1.40	20.00	1.75	55.00	4.00
3112030	●	2.00	1.60	3.00	1.95	45.00	4.00
3112040	●	2.00	1.60	4.00	1.95	45.00	4.00
3112060	●	2.00	1.60	6.00	1.95	45.00	4.00
3112080	●	2.00	1.60	8.00	1.95	45.00	4.00
3112100	●	2.00	1.60	10.00	1.95	45.00	4.00
3112112	●	2.00	1.60	12.00	1.95	45.00	4.00
3112114	●	2.00	1.60	14.00	1.95	50.00	4.00
3112116	●	2.00	1.60	16.00	1.95	50.00	4.00
3112118	●	2.00	1.60	18.00	1.95	55.00	4.00
3112120	●	2.00	1.60	20.00	1.95	55.00	4.00
3112122	●	2.00	1.60	22.00	1.95	60.00	4.00
3112125	●	2.00	1.60	25.00	1.95	65.00	4.00
3112130	●	2.00	1.60	30.00	1.95	70.00	4.00
3112135	●	2.00	1.60	35.00	1.95	75.00	4.00
3112140	●	2.00	1.60	40.00	1.95	80.00	4.00
3112560	●	2.50	2.00	6.00	2.45	45.00	4.00
3112600	●	2.50	2.00	10.00	2.45	50.00	4.00
3112615	●	2.50	2.00	15.00	2.45	55.00	4.00
3112620	●	2.50	2.00	20.00	2.45	60.00	4.00
3112625	●	2.50	2.00	25.00	2.45	65.00	4.00
3112630	●	2.50	2.00	30.00	2.45	70.00	4.00
3112635	●	2.50	2.00	35.00	2.45	70.00	4.00
3123060	●	3.00	2.40	6.00	2.85	50.00	6.00
3123080	●	3.00	2.40	8.00	2.85	50.00	6.00
3123100	●	3.00	2.40	10.00	2.85	50.00	6.00
3123112	●	3.00	2.40	12.00	2.85	55.00	6.00
3123114	●	3.00	2.40	14.00	2.85	55.00	6.00
3123115	●	3.00	2.40	15.00	2.85	55.00	6.00
3123116	●	3.00	2.40	16.00	2.85	55.00	6.00

EDP Number	Dia.	Length of Cut	Neck Length	Neck Dia.	Overall Length	Shank Dia.	
							D (mm)
3123120	●	3.00	2.40	20.00	2.85	60.00	6.00
3123125	●	3.00	2.40	25.00	2.85	65.00	6.00
3123130	●	3.00	2.40	30.00	2.85	70.00	6.00
3123135	●	3.00	2.40	35.00	2.85	80.00	6.00
3123140	●	3.00	2.40	40.00	2.85	85.00	6.00
3123600	●	3.50	2.80	10.00	3.35	60.00	6.00
3123615	●	3.50	2.80	15.00	3.35	60.00	6.00
3123620	●	3.50	2.80	20.00	3.35	65.00	6.00
3123625	●	3.50	2.80	25.00	3.35	65.00	6.00
3123630	●	3.50	2.80	30.00	3.35	70.00	6.00
3123635	●	3.50	2.80	35.00	3.35	80.00	6.00
3123640	●	3.50	2.80	40.00	3.35	90.00	6.00
3123645	●	3.50	2.80	45.00	3.35	90.00	6.00
3124080	●	4.00	3.20	8.00	3.85	60.00	6.00
3124100	●	4.00	3.20	10.00	3.85	60.00	6.00
3124112	●	4.00	3.20	12.00	3.85	60.00	6.00
3124114	●	4.00	3.20	14.00	3.85	60.00	6.00
3124115	●	4.00	3.20	15.00	3.85	60.00	6.00
3124116	●	4.00	3.20	16.00	3.85	60.00	6.00
3124120	●	4.00	3.20	20.00	3.85	65.00	6.00
3124125	●	4.00	3.20	25.00	3.85	70.00	6.00
3124130	●	4.00	3.20	30.00	3.85	80.00	6.00
3124135	●	4.00	3.20	35.00	3.85	80.00	6.00
3124140	●	4.00	3.20	40.00	3.85	90.00	6.00
3124145	●	4.00	3.20	45.00	3.85	90.00	6.00
3124150	●	4.00	3.20	50.00	3.85	100.00	6.00
3125120	●	5.00	4.00	20.00	4.85	70.00	6.00
3125125	●	5.00	4.00	25.00	4.85	70.00	6.00
3125130	●	5.00	4.00	30.00	4.85	80.00	6.00
3125135	●	5.00	4.00	35.00	4.85	80.00	6.00
3125100	●	5.00	5.00	10.00	4.85	65.00	6.00
3125115	●	5.00	5.00	15.00	4.85	70.00	6.00
3125140	●	5.00	5.00	40.00	4.85	90.00	6.00
3125145	●	5.00	5.00	45.00	4.85	100.00	6.00
3125150	●	5.00	5.00	50.00	4.85	100.00	6.00
3126130	●	6.00	4.80	30.00	5.85	80.00	6.00
3126140	●	6.00	4.80	40.00	5.85	90.00	6.00
3126150	●	6.00	4.80	50.00	5.85	120.00	6.00
3126100	●	6.00	6.00	10.00	5.85	60.00	6.00
3126120	●	6.00	6.00	20.00	5.85	70.00	6.00
3126125	●	6.00	6.00	25.00	5.85	70.00	6.00
3126135	●	6.00	6.00	35.00	5.85	80.00	6.00
3126145	●	6.00	6.00	45.00	5.85	100.00	6.00

● Stocked ○ Available Upon Request; MOQ May Apply
▲ Globally Stocked



● Stocked ○ Available Upon Request; MOQ May Apply
▲ Globally Stocked



P					M			K	N		S		H					
Steel					Stainless Steel			Cast Iron	Non-Ferrous		HRSA		Hardened Steel					
Carbon Steel			Alloy Steel	Die Steel	300	400	17-4 PH		Aluminum		Nickel Alloy	Titanium						
Low	Medium	High							6061 7075	Casting			Inconel	6Al4V (30 HRC)	~35 HRC	35-45 HRC	45-50 HRC	50-70 HRC
1010	1035	1065	4140	4340	○	○	○	○	○	○	○	○	○	○	○	○	○	○
1018	1045	1065	4140	4340	○	○	○	○	○	○	○	○	○	○	○	○	○	○

○ Good ○ Best





List 3711

EXOCARB® WXL-LS-EBD, Long Shank



SPEED FEED
1481

CARBIDE
WXL

2 FLUTE

30°



SHANK
h6

STUB

REG

PACKED
1 PIECE

Radius Tolerance	
1mm ≤ D ≤ 5mm	+/- 0.005mm
6mm ≤ D ≤ 18mm	+/- 0.010mm



EDP Number	Diameter	Length of Cut	Overall Length	Shank Diameter
37110000	1.00	2.50	70.00	3.00
37110001	2.00	5.00	70.00	3.00
37110002	3.00	8.00	80.00	3.00
37110003	4.00	8.00	100.00	4.00
37110004	5.00	10.00	100.00	4.00
37110005	6.00	12.00	140.00	6.00
37110006	7.00	14.00	140.00	6.00
37110007	8.00	14.00	160.00	8.00
37110008	10.00	18.00	180.00	10.00
37110009	12.00	22.00	200.00	12.00
37110010	14.00	26.00	200.00	12.00
37110011	16.00	30.00	220.00	16.00
37110012	18.00	34.00	220.00	16.00

● Stocked ○ Available Upon Request; MOQ May Apply ▲ Globally Stocked



P					M			K	N		S		H				
Steel					Stainless Steel			Cast Iron	Non-Ferrous		HRSA		Hardened Steel				
Carbon Steel			Alloy Steel	Die Steel	Aluminum		Nickel Alloy		Titanium	Hardened Steel							
Low	Medium	High			6061	7075				Casting	Inconel	6Al4V (30 HRC)	~35 HRC	35-45 HRC	45-50 HRC	50-70 HRC	
1010	1035	1065	4140	4340	300	400	17-4 PH	○	○	○	○	○	○	○	○	○	○
○	○	○	○	○	○	○	○	○	○	○	○	○	○	○	○	○	○

○ Good ○ Best





List 4413

EXOCARB® WXS-EQD, Sphere Type

SPEED FEED 1482	CARBIDE	WXS	2 FLUTE	30°		SHANK h6	STUB	PACKED 1 PIECE
---------------------------	----------------	------------	----------------	------------	--	--------------------	-------------	--------------------------

Radius Tolerance	
1/16" ≤ D ≤ 3/16"	+/- 0.0004"
1/4" ≤ D ≤ 1/2"	+/- 0.0006"

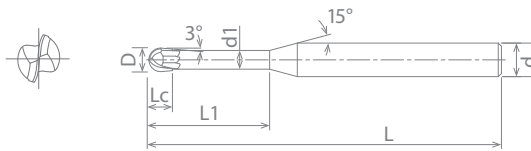


EDP Number		Diameter	Length of Cut	Neck Length	Neck Diameter Min	Neck Diameter Max	Neck Taper Angle	Overall Length	Shank Diameter	Type
		D (Fractional Size)	Lc (Inch)	L1 (Inch)	d1 Min (Inch)	d1 Max (Inch)	α (°)	L (Inch)	d (Inch)	
44130113	●	1/16	0.044	0.313	0.056	0.056	-	2.500	0.250	1
44130213	●	3/32	0.066	0.469	0.083	0.083	-	2.500	0.250	1
44130313	●	1/8	0.088	0.625	0.111	0.111	-	2.750	0.250	1
44130513	●	3/16	0.133	0.938	0.143	0.186	-	3.250	0.250	1
44130613	●	1/4	0.177	1.250	0.191	0.248	1.500	3.500	0.250	2
44130713	●	5/16	0.221	1.563	0.239	0.309	1.500	4.000	0.313	2
44130813	●	3/8	0.265	1.875	0.287	0.371	1.500	4.250	0.375	2
44130913	●	1/2	0.354	2.500	0.383	0.495	1.500	4.500	0.500	2

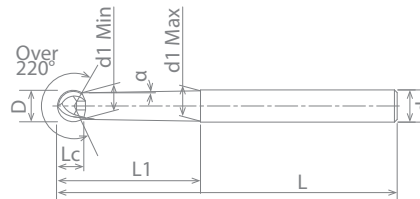
● Stocked ○ Available Upon Request; MOQ May Apply ▲ Globally Stocked



Type 1



Type 2



P					M			K	N		S		H			
Steel					Stainless Steel			Cast Iron	Non-Ferrous		HRSA		Hardened Steel			
Carbon Steel			Alloy Steel	Die Steel					Aluminum		Nickel Alloy	Titanium				
Low	Medium	High			300	400	17-4 PH		6061	Casting			Inconel	6Al4V (30 HRC)	~35 HRC	35-45 HRC
1010	1035	1065	4140	4340	○	○	○	○					○	○	○	○
1018	1045				○	○	○	○					○	○	○	○

○ Good ○ Best



ABOUT OSG
DRILLING
THREADING
MILLING
HOLDERS
INDEX



List 4513

EXOCARB® WXS-EQD, Sphere Type



SPEED FEED
1483

CARBIDE

WXS

2 FLUTE

30°



SHANK
h6

STUB

PACKED
1 PIECE

Radius Tolerance	
1mm ≤ D ≤ 5mm	+/- 0.010mm
6mm ≤ D ≤ 12mm	+/- 0.015mm

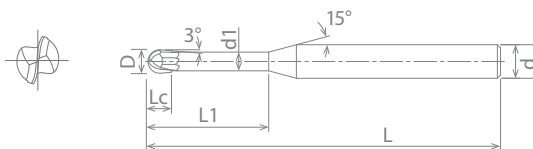


EDP Number		Diameter	Length of Cut	Neck Length	Neck Diameter Min	Neck Diameter Max	Neck Taper Angle	Overall Length	Shank Diameter	Type
		D (mm)	Lc (mm)	L1 (mm)	d1 Min (mm)	d1 Max (mm)	α (°)	L (mm)	d (mm)	
45130001	●	1.00	0.70	5.00	0.85	0.85	-	60.00	6.00	1
45130002	●	2.00	1.50	10.00	1.70	1.70	-	60.00	6.00	1
45130003	●	3.00	2.30	15.00	2.70	2.70	-	70.00	6.00	1
45130004	●	4.00	3.00	20.00	3.70	3.70	-	70.00	6.00	1
45130009	●	5.00	3.50	25.00	4.40	4.40	-	80.00	6.00	1
45130005	●	6.00	4.00	30.00	4.60	5.90	1.50	90.00	6.00	2
45130006	●	8.00	5.40	40.00	6.20	7.90	1.50	100.00	8.00	2
45130007	●	10.00	6.70	50.00	7.70	9.90	1.50	110.00	10.00	2
45130008	●	12.00	8.10	60.00	9.20	11.90	1.50	110.00	12.00	2

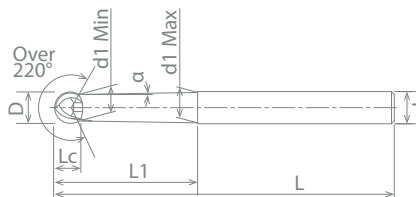
● Stocked ○ Available Upon Request; MOQ May Apply ▲ Globally Stocked



Type 1



Type 2



P					M			K	N		S		H				
Steel					Stainless Steel			Cast Iron	Non-Ferrous		HRSA		Hardened Steel				
Carbon Steel			Alloy Steel	Die Steel	Aluminum		Nickel Alloy		Titanium								
Low	Medium	High			6061	7075				Casting	Inconel	6Al4V (30 HRC)	~35 HRC	35-45 HRC	45-50 HRC	50-70 HRC	
1010	1035	1065	4140	4340	300	400	17-4 PH		6061	7075	Casting	Inconel	6Al4V (30 HRC)	~35 HRC	35-45 HRC	45-50 HRC	50-70 HRC
○	○	○	○	○	○	○	○	○						○	○	○	○

○ Good ○ Best





List 4581

EXOCARB® WXS-RB-TPB, Tapered, Rib Processing



SPEED FEED
1484

CARBIDE

WXS

4 FLUTE

25°




SHANK
h6

LONG

EXTRA LONG

PACKED
1 PIECE

Cut Incline Angle Tolerance
+/- 0°5'



EDP Number		Diameter		Length of Cut		Taper Diameter		Overall Length		Shank Diameter		Cut Incline Angle	
		D (mm)	Ds (mm)	Lc (mm)	L (mm)	d (mm)	alpha (°)						
45810026	●	1.00	1.13	8.00	45.00	4.00	0.50						
45810035	●	1.00	1.39	8.00	45.00	4.00	1.50						
45810040	●	1.00	1.80	12.00	45.00	4.00	2.00						
45810072	●	1.50	1.82	10.00	45.00	4.00	1.00						
45810073	●	1.50	1.90	12.00	45.00	4.00	1.00						
45810078	●	1.50	2.09	12.00	45.00	4.00	1.50						
45810083	●	1.50	2.29	12.00	45.00	4.00	2.00						
45810156	●	2.00	2.63	10.00	45.00	4.00	2.00						
45810152	●	2.00	2.58	12.00	45.00	4.00	1.50						
45810144	●	2.00	2.50	20.00	55.00	4.00	0.75						
45810154	●	2.00	3.00	20.00	55.00	4.00	1.50						
45810140	●	2.00	2.42	25.00	55.00	4.00	0.50						
45810145	●	2.00	2.63	25.00	55.00	4.00	0.75						
45810150	●	2.00	2.84	25.00	55.00	4.00	1.00						
45810178	●	2.50	3.27	16.00	50.00	4.00	1.50						
45810175	●	2.50	3.33	25.00	55.00	4.00	1.00						
45810180	●	2.50	3.74	25.00	55.00	4.00	1.50						

● Stocked ○ Available Upon Request; MOQ May Apply ▲ Globally Stocked



ABOUT OSG

DRILLING

THREADING

MILLING

HOLDERS

INDEX

P					M			K	N		S		H				
Steel					Stainless Steel			Cast Iron	Non-Ferrous		HRSA		Hardened Steel				
Carbon Steel			Alloy Steel	Die Steel	Aluminum		Nickel Alloy		Titanium	Hardened Steel							
Low	Medium	High			6061	7075				Casting	Inconel	6Al4V (30 HRC)	~35 HRC	35-45 HRC	45-50 HRC	50-70 HRC	
1010	1035	1045	1065	4140	4340	300	400	17-4 PH	6061	7075	Casting	Inconel	6Al4V (30 HRC)	~35 HRC	35-45 HRC	45-50 HRC	50-70 HRC
○	○	○	○	○	○	○	○	○	○	○	○	○	○	○	○	○	○

○ Good ○ Best





List 4630

EXOCARB® AM-EBT



SPEED FEED
1485

CARBIDE

DUROREY

3 FLUTE

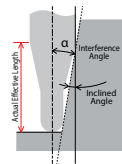
30°



SHANK
h4

STUB

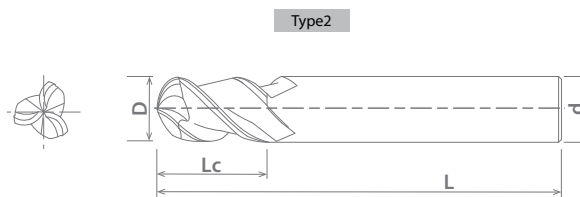
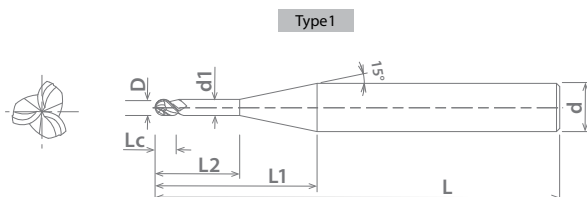
PACKED
1 PIECE



Cutting Diameter Tolerance	
3/32" ≤ D ≤ 1/2"	+/- 0.0012"

EDP Number	Diameter	Length of Cut	Neck Length	Non-Taper Neck Length		Neck Diameter	Interference Angle	Effective Neck Length by Incline Angle					Overall Length	Shank Diameter	Type
				L2 (Inch)	L1 (Inch)			0.5° (Inch)	1.0° (Inch)	1.5° (Inch)	2.0° (Inch)	3.0° (Inch)			
46300023	3/32	0.094	0.496	0.188	0.091	10.33	0.192	0.197	0.203	0.209	0.222	2.000	0.250	1	
46300123	3/32	0.094	0.685	0.375	0.091	7.38	0.386	0.398	0.411	0.424	0.455	2.000	0.250	1	
46300223	1/8	0.125	0.492	0.250	0.118	8.50	0.256	0.263	0.27	0.278	0.296	2.000	0.250	1	
46300323	1/8	0.125	0.740	0.500	0.118	5.40	0.515	0.531	0.547	0.566	0.607	2.000	0.250	1	
46300423	3/16	0.188	0.504	0.375	0.181	4.77	0.384	0.395	0.406	0.417	0.444	2.500	0.250	1	
46300523	3/16	0.188	0.878	0.750	0.181	2.50	0.772	0.796	0.821	0.849	-	2.500	0.250	1	
46300623	1/4	0.250	-	-	-	-	-	-	-	-	-	3.000	0.250	1	
46300723	5/16	0.313	-	-	-	-	-	-	-	-	-	3.500	0.313	2	
46300823	3/8	0.563	-	-	-	-	-	-	-	-	-	3.500	0.375	2	
46300923	1/2	0.750	-	-	-	-	-	-	-	-	-	4.000	0.500	2	

● Stocked ○ Available Upon Request; MOQ May Apply ▲ Globally Stocked



P					M			K	N		S		H						
Steel					Stainless Steel			Cast Iron	Non-Ferrous		HRSA		Hardened Steel						
Carbon Steel			Alloy Steel	Die Steel					Aluminum	Nickel Alloy	Titanium								
Low	Medium	High							6061 7075	Casting	Inconel	6Al4V (30 HRC)	~35 HRC	35-45 HRC	45-50 HRC	50-70 HRC			
1010	1035	1045	1065	4140	4340	300	400	17-4 PH											
1018	1045	1065				○	○	○			⊗	⊗		⊗	⊗			○	

○ Good ⊗ Best





List 4730

EXOCARB® AM-EBT



SPEED FEED
1485

CARBIDE

DUROREY

3 FLUTE

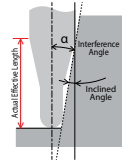
30°



SHANK
h4

STUB

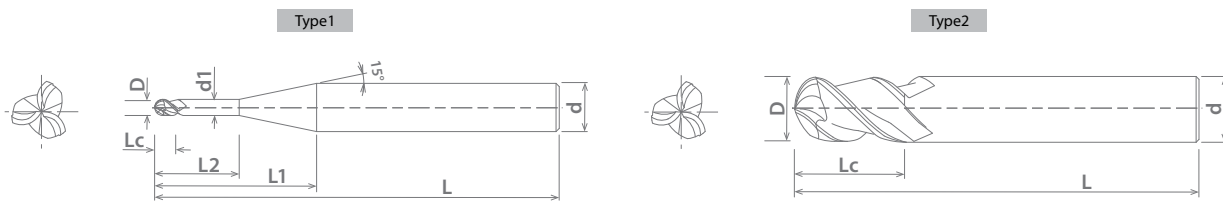
PACKED
1 PIECE



Cutting Diameter Tolerance	
2mm ≤ D ≤ 20mm	+/- 0.030mm

EDP Number	Diameter	Length of Cut	Neck Length	Non-Taper Neck Length		Neck Diameter	Interference Angle	Effective Neck Length by Incline Angle					Overall Length	Shank Diameter	Type
				L2 (mm)	L1 (mm)			0.5° (mm)	1.0° (mm)	1.5° (mm)	2.0° (mm)	3.0° (mm)			
3187240	2.00	2.00	11.90	4.00	1.95	10.64	4.19	4.33	4.42	4.55	4.85	60.00	6.00	1	
3187280	2.00	2.00	15.90	8.00	1.95	7.79	8.33	5.58	8.86	9.15	9.82	60.00	6.00	1	
3187360	3.00	3.00	11.80	6.00	2.85	8.15	6.44	6.61	6.79	7.00	7.45	60.00	6.00	1	
3187392	3.00	3.00	17.80	12.00	2.85	5.22	12.64	13.03	13.44	13.89	14.91	60.00	6.00	1	
3187408	4.00	4.00	12.00	8.00	3.85	5.65	8.49	8.71	8.96	9.22	9.81	60.00	6.00	1	
3187416	4.00	4.00	20.00	16.00	3.85	3.17	16.76	17.27	17.82	18.42	19.76	60.00	6.00	1	
3187510	5.00	5.00	12.10	10.00	4.85	2.95	10.54	10.82	11.12	11.45	-	60.00	6.00	1	
3187520	5.00	5.00	22.10	20.00	4.85	1.46	20.87	21.52	-	-	-	60.00	6.00	1	
3188060	6.00	9.00	-	-	-	-	-	-	-	-	-	60.00	6.00	2	
3188080	8.00	12.00	-	-	-	-	-	-	-	-	-	70.00	8.00	2	
3188100	10.00	15.00	-	-	-	-	-	-	-	-	-	80.00	10.00	2	
3188120	12.00	18.00	-	-	-	-	-	-	-	-	-	90.00	12.00	2	
3188160	16.00	24.00	-	-	-	-	-	-	-	-	-	105.00	16.00	2	
3188200	20.00	30.00	-	-	-	-	-	-	-	-	-	110.00	20.00	2	

● Stocked ○ Available Upon Request; MOQ May Apply ▲ Globally Stocked



P					M			K	N		S		H						
Steel					Stainless Steel			Cast Iron	Non-Ferrous		HRSA		Hardened Steel						
Carbon Steel			Alloy Steel	Die Steel	Aluminum		Nickel Alloy		Titanium										
Low	Medium	High			6061	7075				Casting	Inconel	6Al4V (30 HRC)	~35 HRC	35-45 HRC	45-50 HRC	50-70 HRC			
1010	1035	1045	1065	4140	4340	300	400	17-4 PH											
						○	○	○			⊗	⊗		⊗	⊗		○		

○ Good ⊗ Best





EXOCARB® VU-TBR

Taper Barrel End Mill for Finishing

ABOUT OSG

DRILLING

THREADING

MILLING

HOLDERS

INDEX

List 3785

Taper Barrel



SPEED FEED
1486-1487

CARBIDE

WXL

15°



SHANK
h5

STUB

PACKED
1 PIECE

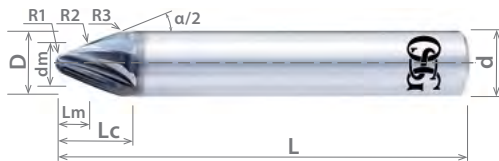
Form Tolerance	
6mm ≤ D ≤ 16mm	+/- 0.010



4 Flute



6 Flute

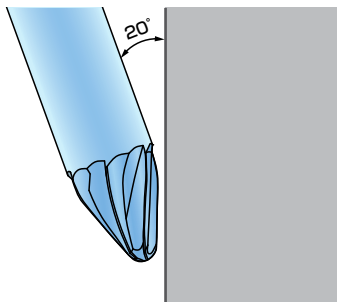


EDP Number	Tilt Angle	Diameter	Tip Radius		Peripheral Edge Radius		Edge Radius		Length to Center of Radius		Diameter at Center of Radius		Length of Cut		Overall Length		Shank Diameter		Number of Flutes
			α/2 (°)	D (mm)	R1 (mm)	R2 (mm)	R3 (mm)	Lm (mm)	dm (mm)	Lc (mm)	L (mm)	d (mm)							
8549544	●	20.00	6.00	0.50	150.00	5.00	3.43	3.27	8.20	50.00	6.00	4							
8549545	●	20.00	8.00	1.00	150.00	5.00	4.48	4.78	9.90	60.00	8.00	4							
8549546	●	20.00	10.00	1.50	300.00	5.00	5.52	6.20	11.70	70.00	10.00	4							
8549547	●	20.00	12.00	2.00	300.00	5.00	6.57	7.70	13.50	80.00	12.00	6							
8549549	●	20.00	16.00	3.00	500.00	5.00	8.67	10.62	17.10	100.00	16.00	6							
8549548	●	20.00	16.00	2.50	500.00	5.00	8.99	10.18	18.00	100.00	16.00	6							

● Stocked ○ Available Upon Request; MOQ May Apply ▲ Globally Stocked



Note: When using the peripheral edge R (R2), set the tilt angle (α/2) to 20°.



P					M			K	N		S		H			
Steel					Stainless Steel			Cast Iron	Non-Ferrous		HRSA		Hardened Steel			
Carbon Steel			Alloy Steel	Die Steel	Aluminum		Nickel Alloy		Titanium	Hardened Steel						
Low	Medium	High			6061	7075				Casting	Inconel	6Al4V (30 HRC)	~35 HRC	35-45 HRC	45-50 HRC	50-70 HRC
1010	1035	1065	4140	4340	300	400	17-4 PH						○	○	○	○
○	○	○	○	○									○	○	○	

○ Good ○ Best





List 9010

EXOCARB® MAX-BN-EBD

SPEED FEED 1488	CARBIDE	WXS	2 FLUTE	30°		SHANK h6	STUB	PACKED 1 PIECE
---------------------------	----------------	------------	----------------	------------	--	--------------------	-------------	--------------------------

Radius Tolerance	
1/32" ≤ D ≤ 1/4"	+/- 0.0002"
5/16" ≤ D ≤ 1/2"	+/- 0.0003



EDP Number	Diameter	Length of Cut	Overall Length	Shank Diameter
90100111	1/32	0.047	2.000	0.250
90100311	1/16	0.094	2.000	0.250
90100711	1/8	0.188	2.000	0.250
90100911	3/16	0.281	2.000	0.250
90101111	1/4	0.375	2.000	0.250
90101311	5/16	0.469	2.188	0.313
90101411	3/8	0.563	2.188	0.375
90101611	1/2	0.688	2.500	0.500

● Stocked ○ Available Upon Request; MOQ May Apply ▲ Globally Stocked

Note: Designed for faster speeds and feeds with larger depth of cut.



ABOUT OSG

DRILLING

THREADING

MILLING

HOLDERS

INDEX

P					M			K	N		S		H			
Steel					Stainless Steel			Cast Iron	Non-Ferrous		HRSA		Hardened Steel			
Carbon Steel			Alloy Steel	Die Steel	300	400	17-4 PH		Aluminum		Nickel Alloy	Titanium	Hardened Steel			
Low	Medium	High							6061	Casting			Inconel	6Al4V (30 HRC)	~35 HRC	35-45 HRC
1010	1035	1065	4140	4340	○	○	○	○		○	○	○	○	○	○	○
1018	1045															

○ Good ○ Best





EXOCARB® MAX

Maximum Performance End Mills for Hardened Steels

ABOUT OSG

DRILLING

THREADING

MILLING

HOLDERS

INDEX

List 9110

EXOCARB® MAX-BN-EBD

SPEED FEED 1488	CARBIDE	WXS	2 FLUTE	30°		SHANK h6	STUB	PACKED 1 PIECE
---------------------------	----------------	------------	----------------	------------	--	--------------------	-------------	--------------------------

Radius Tolerance	
1mm ≤ D ≤ 6mm	+/- 0.005mm
8mm ≤ D ≤ 10mm	+/- 0.007mm



EDP Number	Diameter	Length of Cut	Overall Length	Shank Diameter
91100111	1.00	1.50	50.00	6.00
91100211	2.00	3.00	50.00	6.00
91100311	3.00	4.50	50.00	6.00
91100411	4.00	6.00	50.00	6.00
91100611	6.00	9.00	50.00	6.00
91100811	8.00	12.00	55.00	8.00
91101011	10.00	15.00	55.00	10.00

● Stocked ○ Available Upon Request; MOQ May Apply ▲ Globally Stocked
 Note: Designed for faster speeds and feeds with larger depth of cut.



P					M			K	N		S		H			
Steel					Stainless Steel			Cast Iron	Non-Ferrous		HRSA		Hardened Steel			
Carbon Steel			Alloy Steel	Die Steel	Aluminum		Nickel Alloy		Titanium	Hardened Steel						
Low	Medium	High			6061	Casting				Inconel	6Al4V (30 HRC)	~35 HRC	35-45 HRC	45-50 HRC	50-70 HRC	
1010	1035	1065	4140	4340	300	400	17-4 PH	7075								
○	○	○	○	○	○	○	○	○			○	○	○	○	○	○

○ Good ○ Best





List 9011

EXOCARB® MAX-BN-LS-EBD, Long Shank

SPEED FEED 1488	CARBIDE	WXS	2 FLUTE	30°		SHANK h6	STUB	PACKED 1 PIECE
---------------------------	----------------	------------	----------------	------------	--	--------------------	-------------	--------------------------

Radius Tolerance	
1/32" ≤ D ≤ 3/8"	+/- 0.0007



EDP Number		Diameter	Length of Cut	Overall Length	Shank Diameter
		D (Fractional Size)	Lc (Inch)	L (Inch)	d (Inch)
90110111	●	1/32	0.047	3.000	0.250
90110211	●	1/16	0.094	3.000	0.250
90110311	●	1/8	0.188	3.000	0.250
90110411	●	3/16	0.281	3.000	0.250
90110511	●	1/4	0.375	3.000	0.250
90110611	●	5/16	0.469	3.188	0.313
90110711	●	3/8	0.563	3.188	0.375

● Stocked ○ Available Upon Request; MOQ May Apply ▲ Globally Stocked
 Note: Designed for faster speeds and feeds with larger depth of cut.



ABOUT OSG

DRILLING

THREADING

MILLING

HOLDERS

INDEX

P Steel					M Stainless Steel			K Cast Iron	N Non-Ferrous		S HRSA		H Hardened Steel												
Carbon Steel			Alloy Steel	Die Steel				Cast Iron	Aluminum		Nickel Alloy	Titanium													
Low	Medium	High			300	400	17-4 PH		6061	Casting			Inconel	6Al4V (30 HRC)	~35 HRC	35-45 HRC	45-50 HRC	50-70 HRC							
1010	1035	1065	4140																						
1018	1045		4340																						

○ Good ⊙ Best





EXOCARB[®] MAX

Maximum Performance End Mills for Hardened Steels

ABOUT OSG

DRILLING

THREADING

MILLING

HOLDERS

INDEX

List 9111

EXOCARB[®] MAX-BN-LS-EBD, Long Shank

SPEED FEED 1488	CARBIDE	WXS	2 FLUTE	30°		SHANK h6	STUB	PACKED 1 PIECE
---------------------------	----------------	------------	----------------	------------	--	--------------------	-------------	--------------------------

Radius Tolerance	
1mm ≤ D ≤ 10mm	+/- 0.020mm



EDP Number		Diameter		Length of Cut	Overall Length	Shank Diameter
		D (mm)	Lc (mm)	L (mm)	L (mm)	d (mm)
91110111	●	1.00	1.50	75.00	6.00	
91110211	●	2.00	3.00	75.00	6.00	
91110311	●	3.00	4.50	75.00	6.00	
91110411	●	4.00	6.00	75.00	6.00	
91110511	●	6.00	9.00	75.00	6.00	
91110611	●	8.00	12.00	80.00	8.00	
91110711	●	10.00	15.00	80.00	10.00	

● Stocked ○ Available Upon Request; MOQ May Apply ▲ Globally Stocked
 Note: Designed for faster speeds and feeds with larger depth of cut.



P					M			K	N		S		H						
Steel					Stainless Steel			Cast Iron	Non-Ferrous		HRSA		Hardened Steel						
Carbon Steel			Alloy Steel	Die Steel	Aluminum		Nickel Alloy		Titanium										
Low	Medium	High			6061	7075				Casting	Inconel	6Al4V (30 HRC)	~35 HRC	35-45 HRC	45-50 HRC	50-70 HRC			
1010	1035	1065	4140	4340	300	400	17-4 PH												
○	○	○	○	○	○	○	○	○			○	○	○	○	○	○	○	○	○

○ Good ○ Best





List 9191

EXOCARB® MAX CBN-SXB

SPEED FEED 1489	CBN	BR	2 FLUTE	30°		SHANK h6	STUB	PACKED 1 PIECE
---------------------------	------------	-----------	----------------	------------	--	--------------------	-------------	--------------------------

Radius Tolerance	
0.4mm ≤ D ≤ 3mm	+/- 0.005mm



EDP Number	Diameter	Length of Cut	Neck Length	Overall Length	Shank Diameter	
						D (mm)
8525304	●	0.40	0.30	1.20	45.00	4.00
8525305	●	0.50	0.30	1.50	45.00	4.00
8525306	●	0.60	0.40	1.80	45.00	4.00
8525307	●	0.70	0.50	2.10	45.00	4.00
8525308	●	0.80	0.50	2.40	45.00	4.00
8525309	●	0.90	0.60	2.70	45.00	4.00
8525310	●	1.00	0.60	2.50	45.00	4.00
8525210	●	1.00	0.60	2.50	50.00	6.00
8525211	●	1.10	0.70	2.80	50.00	6.00
8525212	●	1.20	0.70	3.00	50.00	6.00
8525213	●	1.30	0.80	3.30	50.00	6.00
8525214	●	1.40	0.80	3.50	50.00	6.00
8525215	●	1.50	0.90	3.80	50.00	6.00
8525216	●	1.60	1.00	4.00	50.00	6.00
8525217	●	1.70	1.00	4.30	50.00	6.00
8525218	●	1.80	1.10	4.50	50.00	6.00
8525219	●	1.90	1.10	4.80	50.00	6.00
8525220	●	2.00	1.20	5.00	50.00	6.00
8525221	●	2.10	1.30	4.20	50.00	6.00
8525222	●	2.20	1.30	4.40	50.00	6.00
8525223	●	2.30	1.40	4.60	50.00	6.00
8525224	●	2.40	1.40	4.80	50.00	6.00
8525225	●	2.50	1.50	5.00	50.00	6.00
8525226	●	2.60	1.60	5.20	50.00	6.00
8525227	●	2.70	1.60	5.40	50.00	6.00
8525228	●	2.80	1.70	5.60	50.00	6.00
8525229	●	2.90	1.70	5.80	50.00	6.00
8525230	●	3.00	1.80	6.00	50.00	6.00

● Stocked ○ Available Upon Request; MOQ May Apply ▲ Globally Stocked



ABOUT OSG

DRILLING

THREADING

MILLING

HOLDERS

INDEX

P					M			K	N		S		H				
Steel					Stainless Steel			Cast Iron	Non-Ferrous		HRSA		Hardened Steel				
Carbon Steel			Alloy Steel	Die Steel	300	400	17-4 PH		Aluminum		Nickel Alloy	Titanium					
Low	Medium	High							6061	Casting			Inconel	6Al4V (30 HRC)	~35 HRC	35-45 HRC	45-50 HRC
1010	1035	1065	4140	4340													
1018	1045																

○ Good ⊗ Best





ABOUT OSG

DRILLING

THREADING

MILLING

HOLDERS

INDEX

List 9192

EXOCARB® MAX CBN-LN-SXB, Long Neck

SPEED FEED 1490	CBN	BR	2 FLUTE	30°		SHANK h6	STUB	PACKED 1 PIECE
---------------------------	------------	-----------	----------------	------------	--	--------------------	-------------	--------------------------

Radius Tolerance	
0.4mm ≤ D ≤ 3mm	+/- 0.050mm



EDP Number		Diameter		Length of Cut		Neck Length		Overall Length		Shank Diameter	
		D (mm)		Lc (mm)		L1 (mm)		L (mm)		d (mm)	
8525622	●	0.40		0.30		2.00		45.00		4.00	
8525623	●	0.40		0.30		3.00		45.00		4.00	
8525633	●	0.60		0.40		3.00		45.00		4.00	
8525634	●	0.60		0.40		4.50		45.00		4.00	
8525654	●	1.00		0.60		4.00		45.00		4.00	
8525655	●	1.00		0.60		5.00		45.00		4.00	
8525656	●	1.00		0.60		6.00		45.00		4.00	
8525657	●	1.00		0.60		7.50		45.00		4.00	
8525854	●	1.00		0.60		4.00		50.00		6.00	
8525855	●	1.00		0.60		5.00		50.00		6.00	
8525856	●	1.00		0.60		6.00		50.00		6.00	
8525857	●	1.00		0.60		7.50		50.00		6.00	
8525877	●	1.50		0.90		7.50		50.00		6.00	
8525903	●	2.00		1.20		6.00		50.00		6.00	
8525904	●	2.00		1.20		8.00		50.00		6.00	
8525905	●	2.00		1.20		10.00		50.00		6.00	
8525956	●	3.00		1.80		12.00		50.00		6.00	
8525957	●	3.00		1.80		15.00		50.00		6.00	

● Stocked ○ Available Upon Request; MOQ May Apply ▲ Globally Stocked



P					M			K	N		S		H					
Steel					Stainless Steel			Cast Iron	Non-Ferrous		HRSA		Hardened Steel					
Carbon Steel			Alloy Steel	Die Steel					Aluminum		Nickel Alloy	Titanium						
Low	Medium	High			300	400	17-4 PH	6061	Casting	Inconel			6Al4V (30 HRC)	~35 HRC	35-45 HRC	45-50 HRC	50-70 HRC	
1010	1035	1065	4140	4340				6061	7075									
1018	1045																	

○ Good ⊙ Best






List 2010

EXOCARB® AERO BLIZZARD

SPEED FEED 1491	CARBIDE	BR	2 FLUTE	30°		SHANK h6	REG	PACKED 1 PIECE
---------------------------	----------------	-----------	----------------	------------	--	--------------------	------------	--------------------------

Radius Tolerance	
1/8" ≤ D ≤ 1"	+0 / -0.002"



EDP Number		Diameter	Length of Cut	Overall Length	Shank Diameter
		D (Fractional Size)	Lc (Inch)	L (Inch)	d (Inch)
20100100	●	1/8	0.375	1.500	0.125
20100200	●	3/16	0.563	2.000	0.188
20100300	●	1/4	0.750	2.500	0.250
20100400	●	5/16	0.813	2.500	0.313
20100500	●	3/8	1.000	2.500	0.375
20100600	●	7/16	1.000	2.750	0.438
20100700	●	1/2	1.250	3.000	0.500
20100800	●	5/8	1.625	3.500	0.625
20100900	●	3/4	1.625	4.000	0.750
20101000	●	1	2.000	5.000	1.000

● Stocked ○ Available Upon Request; MOQ May Apply ▲ Globally Stocked



ABOUT OSG

DRILLING

THREADING

MILLING

HOLDERS

INDEX

P					M			K	N		S	H						
Steel					Stainless Steel			Cast Iron	Non-Ferrous		HRSA		Hardened Steel					
Carbon Steel			Alloy Steel	Die Steel					Aluminum		Nickel Alloy	Titanium						
Low	Medium	High			300	400	17-4 PH		6061	Casting			Inconel	6Al4V	~35 HRC	35-45 HRC	45-50 HRC	50-70 HRC
1010	1035	1065	4140															
1018	1045		4340								(30 HRC)							

○ Good ⊗ Best





EXOCARB® Diamond

OSG Patented Diamond Coated Carbide End Mills

ABOUT OSG

DRILLING

THREADING

MILLING

HOLDERS


INDEX

List 7010

EXOCARB® DIAMOND D-RG-EDBR

SPEED FEED 1383	CARBIDE	DIA	2 FLUTE	30°		SHANK h6	REG	LONG	PACKED 1 PIECE
---------------------------	----------------	------------	----------------	------------	--	--------------------	------------	-------------	--------------------------

Radius Tolerance	
1/32" ≤ D ≤ 1/2"	+0 / -0.0020



EDP Number		Diameter		Length of Cut		Neck Length		Neck Diameter		Overall Length		Shank Diameter		Coating Thickness	
		D (Fractional Size)	Lc (Inch)	L1 (Inch)	d1 (Inch)	L (Inch)	d (Inch)	μm							
70100116	●	1/32	0.094	0.250	0.028	1.750	0.125	12							
70100216	●	3/64	0.188	0.500	0.040	1.750	0.125	12							
70100316	●	1/16	0.188	0.500	0.056	1.750	0.125	12							
70100416	●	5/64	0.250	0.500	0.070	1.750	0.125	12							
70100516	●	3/32	0.375	0.500	0.088	1.750	0.125	12							
70100716	●	1/8	0.500	-	-	1.750	0.125	12							
70105716	●	1/8	0.500	-	-	1.750	0.125	20							
70100816	●	5/32	0.563	-	-	2.000	0.156	12							
70100916	●	3/16	0.750	-	-	2.000	0.188	12							
70101116	●	1/4	0.750	-	-	2.500	0.250	12							
70106116	●	1/4	0.750	-	-	2.500	0.250	20							
70101316	●	5/16	0.813	-	-	2.500	0.313	12							
70101416	●	3/8	0.875	-	-	2.500	0.375	12							
70106416	●	3/8	0.875	-	-	2.500	0.375	20							
70101616	●	1/2	1.000	-	-	3.000	0.500	12							
70106616	●	1/2	1.000	-	-	3.000	0.500	20							

● Stocked ○ Available Upon Request; MOQ May Apply ▲ Globally Stocked



P					M			K	N			S		Other	
Steel					Stainless Steel			Cast Iron	Non-Ferrous			HRSA		Graphite	Cobalt-Chrome
Carbon Steel			Alloy Steel	Die Steel	Aluminum		Mg		Brass, Bronze	Nickel Alloy	Titanium				
Low	Medium	High			6061	7075						Casting	Inconel		
1010	1035	1065	4140	4340	300	400	17-4 PH								
1018	1045								○	○				○	

○ Good ○ Best






List 7110

EXOCARB® DIAMOND D-RG-EBD

SPEED FEED 1383	CARBIDE	DIA	12µm	2 FLUTE	30°		SHANK h6	REG	LONG	PACKED 1 PIECE
---------------------------	----------------	------------	-------------	----------------	------------	--	--------------------	------------	-------------	--------------------------

Radius Tolerance	
1mm ≤ D ≤ 12mm	+0 / -0.020mm



EDP Number		Diameter	Length of Cut	Neck Length	Neck Diameter	Overall Length	Shank Diameter
		D (mm)	Lc (mm)	L1 (mm)	d1 (mm)	L (mm)	d (mm)
71100116	●	1.00	4.00	4.95	0.95	45.00	3.00
71100216	●	2.00	10.00	11.95	1.95	45.00	3.00
71100316	●	3.00	15.00	-	-	50.00	3.00
71100416	●	4.00	15.00	-	-	55.00	4.00
71100616	●	6.00	20.00	-	-	63.00	6.00
71100816	●	8.00	20.00	-	-	63.00	8.00
71101016	●	10.00	25.00	-	-	63.00	10.00
71101216	●	12.00	30.00	-	-	75.00	12.00

● Stocked ○ Available Upon Request; MOQ May Apply ▲ Globally Stocked



ABOUT OSG

DRILLING

THREADING

MILLING

HOLDERS

INDEX

P					M			K	N			S		Other		
Steel					Stainless Steel			Cast Iron	Non-Ferrous			HRSA		Graphite	Cobalt-Chrome	
Carbon Steel			Alloy Steel	Die Steel	300	400	17-4 PH		Aluminum		Mg	Brass, Bronze	Nickel Alloy			Titanium
Low	Medium	High							6061	7075						
1010	1035	1065	4140	4340												
1018	1045								○	○				○		

○ Good ○ Best





EXOCARB® Diamond

OSG Patented Diamond Coated Carbide End Mills

ABOUT OSG

DRILLING

THREADING

MILLING

HOLDERS

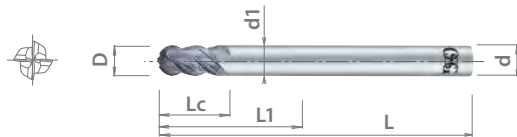
INDEX

List 7030

EXOCARB® DIAMOND D-GF-EBMR

SPEED FEED 1383	CARBIDE	DIA	12µm	4 FLUTE	30°		SHANK h6	REG	LONG	PACKED 1 PIECE
---------------------------	----------------	------------	-------------	----------------	------------	--	--------------------	------------	-------------	--------------------------

Radius Tolerance	
1/32" ≤ D ≤ 1/2"	+0 / -0.0015"



EDP Number		Diameter		Length of Cut		Neck Length		Neck Diameter		Overall Length		Shank Diameter	
		D (Fractional Size)	Lc (Inch)	L1 (Inch)	d1 (Inch)	L (Inch)	d (Inch)						
70300116	●	1/32	0.094	0.250	0.028	1.750	0.125						
70300216	●	3/64	0.188	0.500	0.040	1.750	0.125						
70300316	●	1/16	0.188	0.500	0.056	1.750	0.125						
70300416	●	5/64	0.250	0.500	0.070	1.750	0.125						
70300516	●	3/32	0.375	0.500	0.088	1.750	0.125						
70300716	●	1/8	0.500	-	-	1.750	0.125						
70300916	●	3/16	0.750	-	-	2.000	0.188						
70301116	●	1/4	0.750	-	-	2.500	0.250						
70301316	●	5/16	0.813	-	-	2.500	0.313						
70301416	●	3/8	0.875	-	-	2.500	0.375						
70301616	●	1/2	1.000	-	-	3.000	0.500						

● Stocked ○ Available Upon Request; MOQ May Apply ▲ Globally Stocked



P					M			K	N			S		Other	
Steel					Stainless Steel			Cast Iron	Non-Ferrous			HRSA		Graphite	Cobalt-Chrome
Carbon Steel			Alloy Steel	Die Steel	300	400	17-4 PH		Aluminum		Mg	Brass, Bronze	Nickel Alloy		
Low	Medium	High						Inconel	6Al4V (30 HRC)						
1010	1035	1065	4140	4340				6061	7075	Casting					
1018	1045							○	○					○	

○ Good ○ Best






List 7031

EXOCARB® DIAMOND D-GF-EBML

SPEED FEED 1383	CARBIDE	DIA	12µm	4 FLUTE	30°		SHANK h6	LONG	EXTRA LONG	PACKED 1 PIECE
---------------------------	----------------	------------	-------------	----------------	------------	--	--------------------	-------------	-------------------	--------------------------

Radius Tolerance	
3/16" ≤ D ≤ 1/2"	+0 / -0.0015"



EDP Number	Diameter	Length of Cut	Overall Length	Shank Diameter
70310916	● 3/16	1.000	4.000	0.188
70311116	● 1/4	1.500	4.000	0.250
70311416	● 3/8	1.500	4.000	0.375
70311616	● 1/2	2.000	5.000	0.500

● Stocked ○ Available Upon Request; MOQ May Apply ▲ Globally Stocked



ABOUT OSG

DRILLING

THREADING

MILLING

HOLDERS

INDEX

P Steel					M Stainless Steel			K Cast Iron	N Non-Ferrous				S HRSA		Other	
Carbon Steel			Alloy Steel	Die Steel	300	400	17-4 PH	Cast Iron	Aluminum		Mg	Brass, Bronze	Nickel Alloy	Titanium	Graphite	Cobalt-Chrome
Low	Medium	High							6061	7075						
1010	1035	1065	4140													
1018	1045		4340													

○ Good ⊙ Best





EXOCARB® Diamond

OSG Patented Diamond Coated Carbide End Mills

List 7032

EXOCARB® DIAMOND LS-BN, Long Shank

SPEED FEED 1383	CARBIDE	DIA	12µm	4 FLUTE	30°		SHANK h6	STUB	PACKED 1 PIECE
---------------------------	----------------	------------	-------------	----------------	------------	--	--------------------	-------------	--------------------------

Radius Tolerance	
1/16" ≤ D ≤ 1/2"	+0 / -0.0015"



EDP Number	●	Diameter		Length of Cut		Neck Length		Neck Diameter		Overall Length		Shank Diameter	
		D (Fractional Size)	Lc (Inch)	L1 (Inch)	d1 (Inch)	L (Inch)	d (Inch)						
70320116	●	1/16	0.063	0.313	0.059	3.000	0.063						
70320216	●	3/32	0.094	0.469	0.089	3.000	0.094						
70320316	●	1/8	0.125	0.625	0.119	3.000	0.125						
70320416	●	3/16	0.188	0.938	0.178	3.000	0.188						
70320516	●	1/4	0.250	0.750	0.238	4.000	0.250						
70320616	●	5/16	0.313	0.938	0.297	4.000	0.313						
70320716	●	3/8	0.375	1.125	0.356	4.000	0.375						
70320816	●	1/2	0.500	1.500	0.475	6.000	0.500						

● Stocked ○ Available Upon Request; MOQ May Apply ▲ Globally Stocked



ABOUT OSG

DRILLING

THREADING

MILLING

HOLDERS

INDEX

P					M			K	N			S		Other	
Steel					Stainless Steel			Cast Iron	Non-Ferrous			HRSA		Graphite	Cobalt-Chrome
Carbon Steel			Alloy Steel	Die Steel	Aluminum		Mg		Brass, Bronze	Nickel Alloy	Titanium				
Low	Medium	High			6061	7075						Casting	Inconel		
1010	1035	1065	4140	4340	300	400	17-4 PH								
1018	1045														

○ Good ⊙ Best






List 7173

EXOCARB® DIAMOND LS-BN, Long Shank

SPEED FEED 1383	CARBIDE	DIA	12µm	30°			SHANK h6	STUB	PACKED 1 PIECE
---------------------------	----------------	------------	-------------	------------	--	--	--------------------	-------------	--------------------------

Radius Tolerance	
0.5mm ≤ D ≤ 12mm	+0 / -0.015mm



EDP Number		Diameter		Length of Cut		Neck Length		Neck Diameter		Overall Length		Shank Diameter		Number of Flutes
		D (mm)	Lc (mm)	L1 (mm)	d1 (mm)	L (mm)	d (mm)	d (mm)						
71730116	●	0.50	0.50	2.50	0.48	50.00	3.00	2						
71730216	●	1.00	1.00	5.00	0.96	60.00	3.00	4						
71730316	●	1.50	1.50	7.50	1.43	75.00	3.00	4						
71730416	●	2.00	2.00	10.00	1.90	75.00	3.00	4						
71730516	●	3.00	3.00	15.00	2.85	75.00	3.00	4						
71730616	●	4.00	4.00	20.00	3.80	75.00	4.00	4						
71730716	●	6.00	6.00	30.00	5.70	100.00	6.00	4						
71730816	●	8.00	8.00	32.00	7.60	100.00	8.00	4						
71730916	●	10.00	10.00	40.00	9.50	125.00	10.00	4						
71731016	●	12.00	12.00	48.00	11.40	150.00	12.00	4						

● Stocked ○ Available Upon Request; MOQ May Apply ▲ Globally Stocked



ABOUT OSG

DRILLING

THREADING

MILLING

HOLDERS

INDEX

P					M			K	N			S		Other	
Steel					Stainless Steel			Cast Iron	Non-Ferrous			HRSA		Graphite	Cobalt-Chrome
Carbon Steel			Alloy Steel	Die Steel	Aluminum		Mg		Brass, Bronze	Nickel Alloy	Titanium				
Low	Medium	High			6061	7075						Inconel	6Al4V (30 HRC)		
1010	1035	1065	4140	4340	300	400	17-4 PH								
1018	1045														

○ Good ⊙ Best





EXOCARB® Diamond

OSG Patented Diamond Coated Carbide End Mills

ABOUT OSG

DRILLING

THREADING

MILLING

HOLDERS

INDEX

List 7230

EXOCARB® DIAMOND DIA-EBDSS, High Precision

SPEED FEED 1492	CARBIDE	DIA	12µm	30°			SHANK h6	REG	LONG	EXTRA LONG	PACKED 1 PIECE
---------------------------	----------------	------------	-------------	------------	--	--	--------------------	------------	-------------	-------------------	--------------------------

Radius Tolerance	
1/64" ≤ D ≤ 3/16"	+0 / -0.0005"
D=1/4"	+0 / -0.0008"



EDP Number		Diameter		Length of Cut	Overall Length	Shank Diameter	Number of Flutes
		D (Fractional Size)	Lc (Inch)	L (Inch)	d (Inch)		
72300116	●	1/64	0.047	1.500	0.125	2	
72300216	●	1/32	0.094	1.500	0.125	4	
72300416	●	1/16	0.188	1.500	0.125	4	
72300516	●	3/32	0.375	1.500	0.125	4	
72300616	●	1/8	0.750	1.500	0.125	4	
72300716	●	3/16	0.750	2.000	0.188	4	
72300816	●	1/4	1.000	2.500	0.250	4	

● Stocked ○ Available Upon Request; MOQ May Apply ▲ Globally Stocked



P					M			K	N				S		Other	
Steel					Stainless Steel			Cast Iron	Non-Ferrous				HRSA		Graphite	Cobalt-Chrome
Carbon Steel			Alloy Steel	Die Steel	Aluminum		Mg		Brass, Bronze	Nickel Alloy	Titanium					
Low	Medium	High			6061	7075						Casting	Inconel	6Al4V (30 HRC)		
1010	1035	1065	4140	4340	300	400	17-4 PH									
1018	1045								○	○					○	

○ Good ○ Best




List 7231

EXOCARB® DIAMOND DIA-LN-EBM, Long Reach, High Precision

SPEED FEED 1492	CARBIDE	DIA	12µm	30°		SHANK h6	REG	LONG	EXTRA LONG	PACKED 1 PIECE
---------------------------	----------------	------------	-------------	------------	--	--------------------	------------	-------------	-------------------	--------------------------

Radius Tolerance	
1/64" ≤ D ≤ 1/8"	+0 / -0.0004"
3/16" ≤ D ≤ 1/4"	+0 / -0.0007"



EDP Number	Diameter	Length of Cut	Neck Length	Neck Diameter	Overall Length	Shank Diameter	Number of Flutes	
								D (Fractional Size)
72310116	●	1/64	0.047	0.160	0.012	1.500	0.125	2
72310216	●	1/32	0.094	0.310	0.027	1.500	0.125	4
72310316	●	3/64	0.188	0.470	0.043	1.500	0.125	4
72310416	●	1/16	0.188	0.630	0.058	1.500	0.125	4
72310516	●	3/32	0.375	0.940	0.088	2.000	0.125	4
72310616	●	1/8	0.750	1.500	0.120	3.000	0.125	4
72310716	●	3/16	0.750	1.880	0.183	4.000	0.188	4
72310816	●	1/4	1.000	2.500	0.245	4.000	0.250	4

● Stocked ○ Available Upon Request; MOQ May Apply ▲ Globally Stocked



P					M			K	N			S		Other		
Steel					Stainless Steel			Cast Iron	Non-Ferrous			HRSA		Graphite	Cobalt-Chrome	
Carbon Steel			Alloy Steel	Die Steel	300	400	17-4 PH		Aluminum		Mg	Brass, Bronze	Nickel Alloy			Titanium
Low	Medium	High							Inconel	6Al4V (30 HRC)						
1010	1035	1065	4140	4340				6061	7075	Casting						
1018	1045							○	○					○		

○ Good ○ Best





EXOCARB® DG-EBML

Long Length of Cut DG Coated 4-Fluted Ball Nose End Mills for Graphite

ABOUT OSG

DRILLING

THREADING

MILLING

HOLDERS


INDEX

List 7430

EXOCARB® DG-EBML

NEW	SPEED FEED 1493	CARBIDE	DG	4 FLUTE	30°		SHANK h6	LONG	PACKED 1 PIECE
------------	---------------------------	----------------	-----------	----------------	------------	--	--------------------	-------------	--------------------------

Radius Tolerance	
1/32" ≤ D ≤ 3/16"	+/- 0.00028"
1/4" ≤ D ≤ 1/2"	+/- 0.00039"



EDP Number		Diameter		Length of Cut	Overall Length	Shank Diameter
		D (Fractional Size)	Lc (Inch)	L (Inch)	d (Inch)	
74300125	●	1/32	0.156	2.500	0.125	
74300225	●	3/64	0.234	2.500	0.125	
74300325	●	1/16	0.313	2.500	0.125	
74300425	●	3/32	0.469	2.500	0.125	
74300525	●	1/8	0.625	3.000	0.125	
74300625	●	3/16	0.938	3.000	0.188	
74300725	●	1/4	1.250	4.000	0.250	
74300825	○	3/8	1.875	6.000	0.375	
74300925	●	1/2	2.250	6.000	0.500	

● Stocked ○ Available Upon Request; MOQ May Apply ▲ Globally Stocked



P					M			K	N			S		Other	
Steel					Stainless Steel			Cast Iron	Non-Ferrous			HRSA		Graphite	Cobalt-Chrome
Carbon Steel			Alloy Steel	Die Steel					Aluminum		Mg	Brass, Bronze	Nickel Alloy		
Low	Medium	High			300	400	17-4 PH	6061 7075	Casting	Inconel				6Al4V (30 HRC)	
1010	1035	1065	4140	4340											
1018	1045														

○ Good ⊗ Best





List 7431

EXOCARB® DG-LN-EBML, Long Neck

NEW

SPEED FEED
1493

CARBIDE

DG

4 FLUTE

30°




SHANK
h6

LONG

PACKED
1 PIECE

Radius Tolerance	
1/32" ≤ D ≤ 3/16"	+/- 0.00028"
D = 1/4"	+/- 0.00039"



EDP Number	Diameter	Length of Cut	Neck Length	Overall Length	Shank Diameter	
						D (Fractional Size)
74310125	○	1/32	0.156	0.250	2.500	0.125
74310225	○	3/64	0.234	0.500	2.500	0.125
74310325	●	1/16	0.313	0.625	2.500	0.125
74310425	○	3/32	0.469	1.000	2.500	0.125
74310525	●	1/8	0.625	1.250	3.000	0.125
74310625	○	3/16	0.938	1.500	3.000	0.188
74310725	●	1/4	1.250	2.000	4.000	0.250

● Stocked ○ Available Upon Request; MOQ May Apply ▲ Globally Stocked



ABOUT OSG

DRILLING

THREADING

MILLING

HOLDERS

INDEX

P					M			K	N			S		Other	
Steel					Stainless Steel			Cast Iron	Non-Ferrous			HRSA		Graphite	Cobalt-Chrome
Carbon Steel			Alloy Steel	Die Steel	Aluminum		Mg		Brass, Bronze	Nickel Alloy	Titanium				
Low	Medium	High			6061	7075						Casting	Inconel		
1010	1035	1065	4140	4340	300	400	17-4 PH								
1018	1045														

○ Good ⊙ Best





HY-PRO® CARB VGX

High Performance Variable Geometry End Mills

ABOUT OSG

DRILLING

THREADING

MILLING

HOLDERS

INDEX

List VG441BN

HY-PRO® CARB VGX BN



SPEED FEED
1494

CARBIDE

TiAIN

4 FLUTE

35°



SHANK
h6

STUB

REG

LONG

PACKED
1 PIECE

Cutting Diameter Tolerance	
1/8" ≤ D ≤ 1-1/4"	+0 / -0.0015"



EDP Number		Diameter		Length of Cut		Overall Length		Shank Diameter		Weldon Flat
		D (Fractional Size)	Lc (Inch)	L (Inch)	d (Inch)					
VG441-1250-BN	●	1/8	0.500	2.000	0.125	-				
VG441-1875-BN	●	3/16	0.625	2.250	0.188	-				
VG441-2500-BN	●	1/4	0.750	2.500	0.250	-				
VG441-3125-BN	●	5/16	0.750	2.500	0.313	●				
VG441-3750-BN	●	3/8	0.875	2.500	0.375	●				
VG441-4375-BN	●	7/16	0.875	2.500	0.438	●				
VG441-5000-BN	●	1/2	1.000	3.000	0.500	●				
VG441-5010-BN	●	1/2	1.250	3.000	0.500	●				
VG441-6250-BN	●	5/8	1.250	3.500	0.625	●				
VG441-7500-BN	●	3/4	1.500	4.000	0.750	●				
VG441-1000-BN	●	1	1.500	4.000	1.000	●				
VG441-1010-BN	●	1-1/4	2.250	5.000	1.250	●				

● Stocked ○ Available Upon Request; MOQ May Apply ▲ Globally Stocked



P					M			K	N		S		H					
Steel					Stainless Steel			Cast Iron	Non-Ferrous		HRSA		Hardened Steel					
Carbon Steel			Alloy Steel	Die Steel	Aluminum		Nickel Alloy		Titanium	Hardened Steel								
Low	Medium	High			6061	Casting				Inconel	6Al4V (30 HRC)	~35 HRC	35-45 HRC	45-50 HRC	50-70 HRC			
1010	1035	1045	1065	4140	4340	300	400	17-4 PH	6061 7075									
○	○	○	○	○	○	○	○	○			○	○	○	○	○	○		


○ Good ○ Best



List HP421BN

HY-PRO® CARB BN

SPEED FEED 1495-1496	CARBIDE	TiAlN	2 FLUTE	35°	[Symbol]	[Symbol]	SHANK h6	STUB	REG	LONG	PACKED 1 PIECE
-------------------------	---------	-------	---------	-----	----------	----------	-------------	------	-----	------	-------------------



Cutting Diameter Tolerance	
3/64" ≤ D ≤ 1"	+0 / -0.0015"
1mm ≤ D ≤ 25mm	+0 / -0.038mm

EDP Number	Diameter		Length of Cut		Overall Length		Shank Diameter	
	D (Fractional Size)	D (mm)	Lc (Inch)	Lc (mm)	L (Inch)	L (mm)	d (Inch)	d (mm)
HP421-0394-BN	●	-	1.00	-	-	39.00	-	3.00
HP421-0469-BN	●	3/64	-	0.141	-	1.500	-	0.125
HP421-0591-BN	●	-	1.50	-	5.00	-	39.00	3.00
HP421-0625-BN	●	1/16	-	0.188	-	1.500	-	0.125
HP421-0781-BN	●	5/64	-	0.250	-	1.500	-	0.125
HP421-0787-BN	●	-	2.00	-	7.00	-	39.00	3.00
HP421-0938-BN	●	3/32	-	0.313	-	1.500	-	0.125
HP421-0984-BN	●	-	2.50	-	8.00	-	39.00	3.00
HP421-1094-BN	●	7/64	-	0.375	-	1.500	-	0.125
HP421-1181-BN	●	-	3.00	-	10.00	-	39.00	3.00
HP421-1250-BN	●	1/8	-	0.500	-	1.500	-	0.125
HP421-1378-BN	●	-	3.50	-	12.00	-	51.00	4.00
HP421-1406-BN	●	9/64	-	0.500	-	2.000	-	0.188
HP421-1562-BN	●	5/32	-	0.563	-	2.000	-	0.188
HP421-1575-BN	●	-	4.00	-	14.00	-	51.00	4.00
HP421-1719-BN	●	11/64	-	0.563	-	2.000	-	0.188
HP421-1772-BN	●	-	4.50	-	14.00	-	51.00	5.00
HP421-1875-BN	●	3/16	-	0.625	-	2.000	-	0.188
HP421-1968-BN	●	-	5.00	-	16.00	-	51.00	5.00
HP421-2031-BN	●	13/64	-	0.625	-	2.500	-	0.250
HP421-2188-BN	●	7/32	-	0.625	-	2.500	-	0.250
HP421-2362-BN	●	-	6.00	-	19.00	-	64.00	6.00
HP421-2500-BN	●	1/4	-	0.750	-	2.500	-	0.250
HP421-2756-BN	●	-	7.00	-	19.00	-	64.00	8.00
HP421-2812-BN	●	9/32	-	0.750	-	2.500	-	0.313
HP421-3125-BN	●	5/16	-	0.813	-	2.500	-	0.313
HP421-3150-BN	●	-	8.00	-	21.00	-	64.00	8.00
HP421-3438-BN	●	11/32	-	0.875	-	2.500	-	0.375
HP421-3543-BN	●	-	9.00	-	22.00	-	70.00	10.00
HP421-3750-BN	●	3/8	-	1.000	-	2.500	-	0.375
HP421-3937-BN	●	-	10.00	-	25.00	-	70.00	10.00
HP421-4062-BN	●	13/32	-	1.000	-	2.750	-	0.438
HP421-4331-BN	●	-	11.00	-	25.00	-	70.00	11.00
HP421-4375-BN	●	7/16	-	1.000	-	2.750	-	0.438
HP421-4724-BN	●	-	12.00	-	25.00	-	76.00	12.00
HP421-5000-BN	●	1/2	-	1.000	-	3.000	-	0.500
HP421-5512-BN	●	-	14.00	-	30.00	-	89.00	14.00
HP421-5625-BN	●	9/16	-	1.125	-	3.500	-	0.563
HP421-6250-BN	●	5/8	-	1.250	-	3.500	-	0.625
HP421-6299-BN	●	-	16.00	-	32.00	-	89.00	16.00
HP421-6875-BN	●	11/16	-	1.375	-	4.000	-	0.750
HP421-7087-BN	●	-	18.00	-	35.00	-	102.00	18.00
HP421-7500-BN	●	3/4	-	1.500	-	4.000	-	0.750
HP421-7874-BN	●	-	20.00	-	38.00	-	102.00	20.00
HP421-8661-BN	●	-	22.00	-	38.00	-	102.00	22.00
HP421-8750-BN	●	7/8	-	1.500	-	4.000	-	0.875
HP421-9843-BN	●	-	25.00	-	38.00	-	102.00	25.00
HP421-1000-BN	●	1	-	1.500	-	4.000	-	1.000

● Stocked ○ Available Upon Request; MOQ May Apply ▲ Globally Stocked



P					M			K	N		S		H				
Steel					Stainless Steel			Cast Iron	Non-Ferrous		HRSA		Hardened Steel				
Carbon Steel			Alloy Steel	Die Steel	Aluminum		Nickel Alloy		Titanium	Hardened Steel							
Low	Medium	High			6061	Casting				Inconel	6Al4V (30 HRC)	~35 HRC	35-45 HRC	45-50 HRC	50-70 HRC		
1010	1035	1045	4140	4340	300	400	17-4 PH	7075									
○	○	○	○	○	○	○	○	○			○	○	○	○	○	○	○

○ Good ⊗ Best





List HP419

HY-PRO® CARB LN-BN, Necked

SPEED FEED 1497-1498	CARBIDE	TiAlN	2 FLUTE	30°		SHANK h6	STUB	PACKED 1 PIECE
--------------------------------	----------------	--------------	----------------	------------	--	--------------------	-------------	--------------------------

Cutting Diameter Tolerance	
1/32" ≤ D ≤ 3/16"	+0 / -0.0015"
0.5mm ≤ D ≤ 6mm	+0 / -0.038mm



EDP Number		Diameter		Length of Cut		Neck Length		Neck Diameter		Overall Length		Shank Diameter	
		D (Fractional Size)	D (mm)	Lc (Inch)	Lc (mm)	L1 (Inch)	L1 (mm)	d1 (Inch)	d1 (mm)	L (Inch)	L (mm)	d (Inch)	d (mm)
HP419-0197	●	-	0.50	-	0.50	-	2.50	-	0.45	-	60.00	-	6.00
HP419-0236	●	-	0.60	-	0.60	-	3.00	-	0.55	-	60.00	-	6.00
HP419-0312	●	1/32	-	0.031	-	0.313	-	0.029	-	2.500	-	0.250	-
HP419-0315	●	-	0.80	-	0.80	-	4.00	-	0.75	-	60.00	-	6.00
HP419-0394	●	-	1.00	-	1.00	-	5.00	-	0.95	-	60.00	-	6.00
HP419-0472	●	-	1.20	-	1.20	-	6.00	-	1.15	-	60.00	-	6.00
HP419-0551	●	-	1.40	-	1.40	-	7.00	-	1.35	-	60.00	-	6.00
HP419-0591	●	-	1.50	-	1.50	-	7.50	-	1.45	-	60.00	-	6.00
HP419-0625	●	1/16	-	0.063	-	0.625	-	0.06	-	2.500	-	0.250	-
HP419-0630	●	-	1.60	-	1.60	-	8.00	-	1.55	-	60.00	-	6.00
HP419-0709	●	-	1.80	-	1.80	-	9.00	-	1.75	-	60.00	-	6.00
HP419-0787	●	-	2.00	-	2.00	-	10.00	-	1.95	-	60.00	-	6.00
HP419-0938	●	3/32	-	0.094	-	0.938	-	0.091	-	2.500	-	0.250	-
HP419-0984	●	-	2.50	-	2.50	-	12.50	-	2.4	-	60.00	-	6.00
HP419-1181	●	-	3.00	-	3.00	-	15.00	-	2.85	-	70.00	-	6.00
HP419-1250	●	1/8	-	0.125	-	1.250	-	0.123	-	3.000	-	0.250	-
HP419-1378	●	-	3.50	-	3.50	-	17.50	-	3.35	-	70.00	-	6.00
HP419-1575	●	-	4.00	-	4.00	-	20.00	-	3.85	-	70.00	-	6.00
HP419-1875	●	3/16	-	0.188	-	1.875	-	0.183	-	4.000	-	0.250	-
HP419-1969	●	-	5.00	-	5.00	-	25.00	-	4.85	-	80.00	-	6.00
HP419-2362	●	-	6.00	-	6.00	-	30.00	-	5.85	-	90.00	-	6.00

● Stocked ○ Available Upon Request; MOQ May Apply ▲ Globally Stocked



P					M			K	N		S		H			
Steel					Stainless Steel			Cast Iron	Non-Ferrous		HRSA		Hardened Steel			
Carbon Steel			Alloy Steel	Die Steel					Aluminum		Nickel Alloy	Titanium				
Low	Medium	High			300	400	17-4 PH	6061	7075	Casting			Inconel	6Al4V (30 HRC)	~35 HRC	35-45 HRC
1010	1035	1065	4140	4340												
1018	1045															


○ Good ⊗ Best



List HP418

HY-PRO® CARB PC-BN, Pencil Neck

SPEED FEED	CARBIDE	TiAlN	2 FLUTE	30°	SHANK	STUB	REG	PACKED
1499-1500					h6			1 PIECE



Cutting Diameter Tolerance	
3/32" ≤ D ≤ 3/8"	+0 / -0.0015"
1mm ≤ D ≤ 12mm	+0 / -0.038mm

EDP Number	Diameter		Length of Cut		Neck Length		Non-Taper Neck Length		Neck Diameter Max		Neck Taper Angle	Overall Length		Shank Diameter		
	D (Fractional Size)	D (mm)	Lc (Inch)	Lc (mm)	L1 (Inch)	L1 (mm)	L2 (Inch)	L2 (mm)	d1 (Inch)	d1 (mm)	α (°)	L (Inch)	L (mm)	d (Inch)	d (mm)	
HP418-0390	●	-	1.00	-	2.50	-	20.00	-	4.00	-	3.80	5	-	60.00	-	6.00
HP418-0392	●	-	1.00	-	2.50	-	20.00	-	4.00	-	1.80	1.5	-	70.00	-	6.00
HP418-0391	●	-	1.00	-	2.50	-	40.00	-	4.00	-	4.80	3	-	80.00	-	6.00
HP418-0780	●	-	2.00	-	5.00	-	20.00	-	7.00	-	4.30	5	-	60.00	-	6.00
HP418-0782	●	-	2.00	-	5.00	-	20.00	-	7.00	-	2.70	1.5	-	70.00	-	6.00
HP418-0781	●	-	2.00	-	5.00	-	40.00	-	7.00	-	5.50	3	-	80.00	-	6.00
HP418-0938	●	3/32	-	0.160	-	1.600	-	0.200	-	0.240	-	3	3.000	-	0.250	-
HP418-1180	●	-	3.00	-	8.00	-	30.00	-	10.50	-	5.00	3	-	70.00	-	6.00
HP418-1181	●	-	3.00	-	8.00	-	50.00	-	10.50	-	5.10	1.5	-	90.00	-	6.00
HP418-1250	●	1/8	-	0.225	-	1.600	-	0.270	-	0.217	-	2	3.000	-	0.250	-
HP418-1570	●	-	4.00	-	8.00	-	28.00	-	10.50	-	6.00	3	-	70.00	-	6.00
HP418-1571	●	-	4.00	-	8.00	-	48.00	-	10.50	-	6.00	1.5	-	90.00	-	6.00
HP418-1875	●	3/16	-	0.312	-	1.900	-	0.390	-	0.312	-	2	3.500	-	0.313	-
HP418-1960	●	-	5.00	-	10.00	-	40.00	-	12.50	-	8.00	3	-	90.00	-	8.00
HP418-1961	●	-	5.00	-	10.00	-	60.00	-	12.50	-	7.50	1.5	-	110.00	-	8.00
HP418-2360	●	-	6.00	-	12.00	-	33.50	-	14.50	-	8.00	3	-	90.00	-	8.00
HP418-2361	●	-	6.00	-	12.00	-	52.00	-	14.50	-	8.00	1.5	-	110.00	-	8.00
HP418-2500	●	1/4	-	0.400	-	2.250	-	0.500	-	0.375	-	2	4.000	-	0.375	-
HP418-3150	●	-	8.00	-	14.00	-	35.50	-	16.50	-	10.00	3	-	100.00	-	10.00
HP418-3151	●	-	8.00	-	14.00	-	54.50	-	16.50	-	10.00	1.5	-	120.00	-	10.00
HP418-3750	●	3/8	-	0.600	-	2.250	-	0.750	-	0.500	-	2	4.000	-	0.500	-
HP418-3930	●	-	10.00	-	18.00	-	39.50	-	20.50	-	12.00	3	-	110.00	-	12.00
HP418-3931	●	-	10.00	-	18.00	-	58.50	-	20.50	-	12.00	1.5	-	130.00	-	12.00
HP418-4720	●	-	12.00	-	22.00	-	60.00	-	25.00	-	16.00	3	-	140.00	-	16.00
HP418-4721	●	-	12.00	-	22.00	-	80.00	-	25.00	-	14.90	1.5	-	160.00	-	16.00

● Stocked ○ Available Upon Request; MOQ May Apply ▲ Globally Stocked



P					M			K	N		S		H				
Steel					Stainless Steel			Cast Iron	Non-Ferrous		HRSA		Hardened Steel				
Carbon Steel			Alloy Steel	Die Steel	Aluminum		Nickel Alloy		Titanium								
Low	Medium	High			6061	7075				Casting	Inconel	6Al4V (30 HRC)	~35 HRC	35-45 HRC	45-50 HRC	50-70 HRC	
1010	1035	1045	1065	4140	4340	300	400	17-4 PH	6061	7075	Casting	Inconel	6Al4V (30 HRC)	~35 HRC	35-45 HRC	45-50 HRC	50-70 HRC
○	○	○	○	○	○	○	○	○				○	○	○	○		

○ Good ⊗ Best






List HP441BN

HY-PRO® CARB BN

SPEED FEED 1495-1496	CARBIDE	TiAlN	4 FLUTE	35°		SHANK h6	STUB	REG	LONG	PACKED 1 PIECE
--------------------------------	----------------	--------------	----------------	------------	--	--------------------	-------------	------------	-------------	--------------------------

Cutting Diameter Tolerance	
3/64" ≤ D ≤ 1"	+0 / -0.0015"
1mm ≤ D ≤ 25mm	+0 / -0.038mm



EDP Number	Diameter		Length of Cut		Overall Length		Shank Diameter	
	D (Fractional Size)	D (mm)	Lc (Inch)	Lc (mm)	L (Inch)	L (mm)	d (Inch)	d (mm)
HP441-0394-BN	-	1.00	-	3.00	-	39.00	-	3.00
HP441-0469-BN	3/64	-	0.141	-	1.500	-	0.125	-
HP441-0591-BN	-	1.50	-	5.00	-	39.00	-	3.00
HP441-0625-BN	1/16	-	0.188	-	1.500	-	0.125	-
HP441-0781-BN	5/64	-	0.250	-	1.500	-	0.125	-
HP441-0787-BN	-	2.00	-	7.00	-	39.00	-	3.00
HP441-0938-BN	3/32	-	0.313	-	1.500	-	0.125	-
HP441-0984-BN	-	2.50	-	8.00	-	39.00	-	3.00
HP441-1094-BN	7/64	-	0.375	-	1.500	-	0.125	-
HP441-1181-BN	-	3.00	-	10.00	-	39.00	-	3.00
HP441-1250-BN	1/8	-	0.500	-	1.500	-	0.125	-
HP441-1378-BN	-	3.50	-	12.00	-	51.00	-	4.00
HP441-1406-BN	9/64	-	0.500	-	2.000	-	0.188	-
HP441-1562-BN	5/32	-	0.563	-	2.000	-	0.188	-
HP441-1575-BN	-	4.00	-	14.00	-	51.00	-	4.00
HP441-1719-BN	11/64	-	0.563	-	2.000	-	0.188	-
HP441-1772-BN	-	4.50	-	14.00	-	51.00	-	5.00
HP441-1875-BN	3/16	-	0.625	-	2.000	-	0.188	-
HP441-1968-BN	-	5.00	-	16.00	-	51.00	-	5.00
HP441-2031-BN	13/64	-	0.625	-	2.500	-	0.250	-
HP441-2188-BN	7/32	-	0.625	-	2.500	-	0.250	-
HP441-2362-BN	-	6.00	-	19.00	-	64.00	-	6.00
HP441-2500-BN	1/4	-	0.750	-	2.500	-	0.250	-
HP441-2756-BN	-	7.00	-	19.00	-	64.00	-	8.00
HP441-2812-BN	9/32	-	0.750	-	2.500	-	0.313	-
HP441-3125-BN	5/16	-	0.813	-	2.500	-	0.313	-
HP441-3150-BN	-	8.00	-	21.00	-	64.00	-	8.00
HP441-3438-BN	11/32	-	0.875	-	2.500	-	0.375	-
HP441-3543-BN	-	9.00	-	22.00	-	70.00	-	10.00
HP441-3750-BN	3/8	-	1.000	-	2.500	-	0.375	-
HP441-3937-BN	-	10.00	-	25.00	-	70.00	-	10.00
HP441-4062-BN	13/32	-	1.000	-	2.750	-	0.438	-
HP441-4331-BN	-	11.00	-	25.00	-	70.00	-	11.00
HP441-4375-BN	7/16	-	1.000	-	2.750	-	0.438	-
HP441-4724-BN	-	12.00	-	25.00	-	76.00	-	12.00
HP441-5000-BN	1/2	-	1.000	-	3.000	-	0.500	-
HP441-5512-BN	-	14.00	-	30.00	-	89.00	-	14.00
HP441-5625-BN	9/16	-	1.125	-	3.500	-	0.563	-
HP441-6250-BN	5/8	-	1.250	-	3.500	-	0.625	-
HP441-6299-BN	-	16.00	-	32.00	-	89.00	-	16.00
HP441-6875-BN	11/16	-	1.375	-	4.000	-	0.750	-
HP441-7087-BN	-	18.00	-	35.00	-	102.00	-	18.00
HP441-7500-BN	3/4	-	1.500	-	4.000	-	0.750	-
HP441-7874-BN	-	20.00	-	38.00	-	102.00	-	20.00
HP441-8661-BN	-	22.00	-	38.00	-	102.00	-	22.00
HP441-8750-BN	7/8	-	1.500	-	4.000	-	0.875	-
HP441-9843-BN	-	25.00	-	38.00	-	102.00	-	25.00
HP441-1000-BN	1	-	1.500	-	4.000	-	1.000	-

● Stocked ○ Available Upon Request; MOQ May Apply ▲ Globally Stocked



P					M			K	N		S		H				
Steel					Stainless Steel			Cast Iron	Non-Ferrous		HRSA		Hardened Steel				
Carbon Steel			Alloy Steel	Die Steel					Aluminum	Nickel Alloy	Titanium						
Low	Medium	High															
1010	1035	1045	1065	4140	4340	300	400	17-4 PH	6061	7075	Casting	Inconel	6Al4V (30 HRC)	~35 HRC	35-45 HRC	45-50 HRC	50-70 HRC
○	○	○	○	○	○	○	○	○	○	○	○	○	○	○	○	○	○

○ Good ⊗ Best

ABOUT OSG

DRILLING

THREADING

MILLING

HOLDERS

INDEX

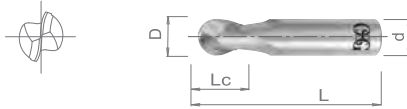


List 412BN

OSG STANDARD CARBIDE BN

SPEED FEED 1501	CARBIDE	BR	TiAIN				STUB	REG	PACKED 1 PIECE
---------------------------	----------------	-----------	--------------	--	---	---	-------------	------------	--------------------------

Cutting Diameter Tolerance	
1/32" ≤ D ≤ 3/4"	+0 / -0.002"
1mm ≤ D ≤ 12mm	+0 / -0.050mm



EDP Number		Diameter		Length of Cut		Overall Length		Shank Diameter		Surface Treatment
		D (Fractional Size)	D (mm)	Lc (Inch)	Lc (mm)	L (Inch)	L (mm)	d (Inch)	d (mm)	
412-0312-BN	●	1/32	-	0.078	-	1.500	-	0.125	-	BRIGHT
412-0312-BN11	●	1/32	-	0.078	-	1.500	-	0.125	-	TiAIN
412-0394-BN	●	-	1.00	-	2.00	-	39.00	-	3.00	BRIGHT
412-0394-BN11	●	-	1.00	-	2.00	-	39.00	-	3.00	TiAIN
412-0469-BN	●	3/64	-	0.094	-	1.500	-	0.125	-	BRIGHT
412-0591-BN	●	-	1.50	-	3.00	-	39.00	-	3.00	BRIGHT
412-0625-BN	●	1/16	-	0.125	-	1.500	-	0.125	-	BRIGHT
412-0625-BN11	●	1/16	-	0.125	-	1.500	-	0.125	-	TiAIN
412-0781-BN	●	5/64	-	0.156	-	1.500	-	0.125	-	BRIGHT
412-0787-BN	●	-	2.00	-	4.00	-	39.00	-	3.00	BRIGHT
412-0938-BN	●	3/32	-	0.188	-	1.500	-	0.125	-	BRIGHT
412-0984-BN	●	-	2.50	-	5.00	-	39.00	-	3.00	BRIGHT
412-1094-BN	●	7/64	-	0.219	-	1.500	-	0.125	-	BRIGHT
412-1181-BN	●	-	3.00	-	6.00	-	39.00	-	3.00	BRIGHT
412-1250-BN	●	1/8	-	0.250	-	1.500	-	0.125	-	BRIGHT
412-1250-BN11	●	1/8	-	0.250	-	1.500	-	0.125	-	TiAIN
412-1378-BN	●	-	3.50	-	7.00	-	51.00	-	4.00	BRIGHT
412-1406-BN	●	9/64	-	0.281	-	2.000	-	0.188	-	BRIGHT
412-1562-BN	●	5/32	-	0.313	-	2.000	-	0.188	-	BRIGHT
412-1562-BN11	●	5/32	-	0.313	-	2.000	-	0.188	-	TiAIN
412-1575-BN	●	-	4.00	-	8.00	-	51.00	-	4.00	BRIGHT
412-1575-BN11	●	-	4.00	-	8.00	-	51.00	-	4.00	TiAIN
412-1772-BN	●	-	4.50	-	9.00	-	51.00	-	5.00	BRIGHT
412-1875-BN	●	3/16	-	0.375	-	2.000	-	0.188	-	BRIGHT
412-1875-BN11	●	3/16	-	0.375	-	2.000	-	0.188	-	TiAIN
412-1968-BN	●	-	5.00	-	10.00	-	51.00	-	5.00	BRIGHT
412-2188-BN	●	7/32	-	0.438	-	2.000	-	0.250	-	BRIGHT
412-2362-BN	●	-	6.00	-	12.00	-	51.00	-	6.00	BRIGHT
412-2500-BN	●	1/4	-	0.500	-	2.000	-	0.250	-	BRIGHT
412-2500-BN11	●	1/4	-	0.500	-	2.000	-	0.250	-	TiAIN
412-2756-BN	●	-	7.00	-	12.00	-	51.00	-	8.00	BRIGHT
412-3125-BN	●	5/16	-	0.500	-	2.000	-	0.313	-	BRIGHT
412-3150-BN	●	-	8.00	-	12.00	-	51.00	-	8.00	BRIGHT
412-3543-BN	●	-	9.00	-	14.00	-	51.00	-	10.00	BRIGHT
412-3750-BN	●	3/8	-	0.625	-	2.000	-	0.375	-	BRIGHT
412-3750-BN11	●	3/8	-	0.625	-	2.000	-	0.375	-	TiAIN
412-3937-BN	●	-	10.00	-	14.00	-	51.00	-	10.00	BRIGHT
412-4331-BN	●	-	11.00	-	16.00	-	64.00	-	11.00	BRIGHT
412-4375-BN	●	7/16	-	0.625	-	2.500	-	0.438	-	BRIGHT
412-4724-BN	●	-	12.00	-	16.00	-	64.00	-	12.00	BRIGHT
412-5000-BN	●	1/2	-	0.625	-	2.500	-	0.500	-	BRIGHT
412-5000-BN11	●	1/2	-	0.625	-	2.500	-	0.500	-	TiAIN
412-6250-BN	●	5/8	-	0.750	-	3.000	-	0.625	-	BRIGHT
412-7500-BN	●	3/4	-	1.000	-	3.000	-	0.750	-	BRIGHT

● Stocked ○ Available Upon Request; MOQ May Apply ▲ Globally Stocked
Note: Other coatings available upon request.



P					M			K	N		S		H			
Steel					Stainless Steel			Cast Iron	Non-Ferrous		HRSA		Hardened Steel			
Carbon Steel			Alloy Steel	Die Steel	Aluminum		Nickel Alloy		Titanium							
Low	Medium	High			6061	Casting				Inconel	6Al4V (30 HRC)	~35 HRC	35-45 HRC	45-50 HRC	50-70 HRC	
1010	1035	1065	4140	4340	300	400	17-4 PH	6061	7075	Casting	Inconel	6Al4V (30 HRC)	~35 HRC	35-45 HRC	45-50 HRC	50-70 HRC
○	○	○	○	○	○	○		○			○	○	○	○	○	

○ Good ⊗ Best






List 402BN

OSG STANDARD CARBIDE BN

SPEED FEED 1501	CARBIDE	BR	TiAIN	2 FLUTE	30°		STUB	REG	LONG	PACKED 1 PIECE
--------------------	---------	----	-------	---------	-----	--	------	-----	------	-------------------



Cutting Diameter Tolerance	
1/32" ≤ D ≤ 1"	+0 / -0.002"
0.5mm ≤ D ≤ 25mm	+0 / -0.050mm

EDP Number		Diameter		Length of Cut		Overall Length		Shank Diameter		Surface Treatment
		D (Fractional Size)	D (mm)	Lc (Inch)	Lc (mm)	L (Inch)	L (mm)	d (Inch)	d (mm)	
402-0197-BN	●	-	0.50	-	1.50	-	39.00	-	3.00	BRIGHT
402-0197-BN11	●	-	0.50	-	1.50	-	39.00	-	3.00	TiAIN
402-0312-BN	●	1/32	-	0.125	-	1.500	-	0.125	-	BRIGHT
402-0312-BN11	●	1/32	-	0.125	-	1.500	-	0.125	-	TiAIN
402-0394-BN	●	-	1.00	-	3.00	-	39.00	-	3.00	BRIGHT
402-0394-BN11	●	-	1.00	-	3.00	-	39.00	-	3.00	TiAIN
402-0469-BN	●	3/64	-	0.141	-	1.500	-	0.125	-	BRIGHT
402-0469-BN11	●	3/64	-	0.141	-	1.500	-	0.125	-	TiAIN
402-0591-BN	●	-	1.50	-	5.00	-	39.00	-	3.00	BRIGHT
402-0591-BN11	●	-	1.50	-	5.00	-	39.00	-	3.00	TiAIN
402-0625-BN	●	1/16	-	0.188	-	1.500	-	0.125	-	BRIGHT
402-0625-BN11	●	1/16	-	0.188	-	1.500	-	0.125	-	TiAIN
402-0781-BN	●	5/64	-	0.250	-	1.500	-	0.125	-	BRIGHT
402-0781-BN11	●	5/64	-	0.250	-	1.500	-	0.125	-	TiAIN
402-0787-BN	●	-	2.00	-	7.00	-	39.00	-	3.00	BRIGHT
402-0787-BN11	●	-	2.00	-	7.00	-	39.00	-	3.00	TiAIN
402-0938-BN	●	3/32	-	0.313	-	1.500	-	0.125	-	BRIGHT
402-0938-BN11	●	3/32	-	0.313	-	1.500	-	0.125	-	TiAIN
402-0984-BN	●	-	2.50	-	8.00	-	39.00	-	3.00	BRIGHT
402-0984-BN11	●	-	2.50	-	8.00	-	39.00	-	3.00	TiAIN
402-1094-BN	●	7/64	-	0.375	-	1.500	-	0.125	-	BRIGHT
402-1094-BN11	●	7/64	-	0.375	-	1.500	-	0.125	-	TiAIN
402-1181-BN	●	-	3.00	-	10.00	-	39.00	-	3.00	BRIGHT
402-1181-BN11	●	-	3.00	-	10.00	-	39.00	-	3.00	TiAIN
402-1250-BN	●	1/8	-	0.500	-	1.500	-	0.125	-	BRIGHT
402-1250-BN11	●	1/8	-	0.500	-	1.500	-	0.125	-	TiAIN
402-1378-BN	●	-	3.50	-	12.00	-	51.00	-	4.00	BRIGHT
402-1378-BN11	●	-	3.50	-	12.00	-	51.00	-	4.00	TiAIN
402-1406-BN	●	9/64	-	0.500	-	2.000	-	0.188	-	BRIGHT
402-1406-BN11	●	9/64	-	0.500	-	2.000	-	0.188	-	TiAIN
402-1562-BN	●	5/32	-	0.563	-	2.000	-	0.188	-	BRIGHT
402-1562-BN11	●	5/32	-	0.563	-	2.000	-	0.188	-	TiAIN
402-1575-BN	●	-	4.00	-	14.00	-	51.00	-	4.00	BRIGHT
402-1575-BN11	●	-	4.00	-	14.00	-	51.00	-	4.00	TiAIN
402-1719-BN	●	11/64	-	0.563	-	2.000	-	0.188	-	BRIGHT
402-1719-BN11	●	11/64	-	0.563	-	2.000	-	0.188	-	TiAIN
402-1772-BN	●	-	4.50	-	14.00	-	51.00	-	5.00	BRIGHT
402-1772-BN11	●	-	4.50	-	14.00	-	51.00	-	5.00	TiAIN
402-1875-BN	●	3/16	-	0.625	-	2.000	-	0.188	-	BRIGHT
402-1875-BN11	●	3/16	-	0.625	-	2.000	-	0.188	-	TiAIN
402-1968-BN	●	-	5.00	-	16.00	-	51.00	-	5.00	BRIGHT
402-1968-BN11	●	-	5.00	-	16.00	-	51.00	-	5.00	TiAIN
402-2031-BN	●	13/64	-	0.625	-	2.500	-	0.250	-	BRIGHT
402-2031-BN11	●	13/64	-	0.625	-	2.500	-	0.250	-	TiAIN
402-2188-BN	●	7/32	-	0.625	-	2.500	-	0.250	-	BRIGHT
402-2188-BN11	●	7/32	-	0.625	-	2.500	-	0.250	-	TiAIN
402-2344-BN	●	15/64	-	0.750	-	2.500	-	0.250	-	BRIGHT
402-2344-BN11	●	15/64	-	0.750	-	2.500	-	0.250	-	TiAIN
402-2362-BN	●	-	6.00	-	19.00	-	64.00	-	6.00	BRIGHT
402-2362-BN11	●	-	6.00	-	19.00	-	64.00	-	6.00	TiAIN
402-2500-BN	●	1/4	-	0.750	-	2.500	-	0.250	-	BRIGHT
402-2500-BN11	●	1/4	-	0.750	-	2.500	-	0.250	-	TiAIN
402-2656-BN	●	17/64	-	0.750	-	2.500	-	0.313	-	BRIGHT

● Stocked ○ Available Upon Request; MOQ May Apply ▲ Globally Stocked

Note: Other coatings available upon request.



List 402BN (Continued)

OSG STANDARD CARBIDE BN

SPEED FEED 1501	CARBIDE	BR	TiAlN				STUB	REG	LONG	PACKED 1 PIECE
---------------------------	----------------	-----------	--------------	---	--	---	-------------	------------	-------------	--------------------------

EDP Number		Diameter		Length of Cut		Overall Length		Shank Diameter		Surface Treatment
		D (Fractional Size)	D (mm)	Lc (Inch)	Lc (mm)	L (Inch)	L (mm)	d (Inch)	d (mm)	
402-2656-BN11	●	17/64	-	0.750	-	2.500	-	0.313	-	TiAlN
402-2756-BN	●	-	7.00	-	19.00	-	64.00	-	8.00	BRIGHT
402-2756-BN11	●	-	7.00	-	19.00	-	64.00	-	8.00	TiAlN
402-2812-BN	●	9/32	-	0.750	-	2.500	-	0.313	-	BRIGHT
402-2812-BN11	●	9/32	-	0.750	-	2.500	-	0.313	-	TiAlN
402-2969-BN	●	19/64	-	0.813	-	2.500	-	0.313	-	BRIGHT
402-2969-BN11	●	19/64	-	0.813	-	2.500	-	0.313	-	TiAlN
402-3125-BN	●	5/16	-	0.813	-	2.500	-	0.313	-	BRIGHT
402-3125-BN11	●	5/16	-	0.813	-	2.500	-	0.313	-	TiAlN
402-3150-BN	●	-	8.00	-	21.00	-	64.00	-	8.00	BRIGHT
402-3150-BN11	●	-	8.00	-	21.00	-	64.00	-	8.00	TiAlN
402-3281-BN	●	21/64	-	0.875	-	2.500	-	0.375	-	BRIGHT
402-3281-BN11	●	21/64	-	0.875	-	2.500	-	0.375	-	TiAlN
402-3438-BN	●	11/32	-	0.875	-	2.500	-	0.375	-	BRIGHT
402-3438-BN11	●	11/32	-	0.875	-	2.500	-	0.375	-	TiAlN
402-3543-BN	●	-	9.00	-	22.00	-	70.00	-	10.00	BRIGHT
402-3543-BN11	●	-	9.00	-	22.00	-	70.00	-	10.00	TiAlN
402-3594-BN	●	23/64	-	0.875	-	2.500	-	0.375	-	BRIGHT
402-3594-BN11	●	23/64	-	0.875	-	2.500	-	0.375	-	TiAlN
402-3750-BN	●	3/8	-	1.000	-	2.500	-	0.375	-	BRIGHT
402-3750-BN11	●	3/8	-	1.000	-	2.500	-	0.375	-	TiAlN
402-3906-BN	●	25/64	-	1.000	-	2.750	-	0.438	-	BRIGHT
402-3906-BN11	●	25/64	-	1.000	-	2.750	-	0.438	-	TiAlN
402-3937-BN	●	-	10.00	-	25.00	-	70.00	-	10.00	BRIGHT
402-3937-BN11	●	-	10.00	-	25.00	-	70.00	-	10.00	TiAlN
402-4062-BN	●	13/32	-	1.000	-	2.750	-	0.438	-	BRIGHT
402-4062-BN11	●	13/32	-	1.000	-	2.750	-	0.438	-	TiAlN
402-4219-BN	●	27/64	-	1.000	-	2.750	-	0.438	-	BRIGHT
402-4219-BN11	●	27/64	-	1.000	-	2.750	-	0.438	-	TiAlN
402-4331-BN	●	-	11.00	-	25.00	-	70.00	-	11.00	BRIGHT
402-4331-BN11	●	-	11.00	-	25.00	-	70.00	-	11.00	TiAlN
402-4375-BN	●	7/16	-	1.000	-	2.750	-	0.438	-	BRIGHT
402-4375-BN11	●	7/16	-	1.000	-	2.750	-	0.438	-	TiAlN
402-4531-BN	●	29/64	-	1.000	-	3.000	-	0.500	-	BRIGHT
402-4531-BN11	●	29/64	-	1.000	-	3.000	-	0.500	-	TiAlN
402-4688-BN	●	15/32	-	1.000	-	3.000	-	0.500	-	BRIGHT
402-4688-BN11	●	15/32	-	1.000	-	3.000	-	0.500	-	TiAlN
402-4724-BN	●	-	12.00	-	25.00	-	76.00	-	12.00	BRIGHT
402-4724-BN11	●	-	12.00	-	25.00	-	76.00	-	12.00	TiAlN
402-4844-BN	●	31/64	-	1.000	-	3.000	-	0.500	-	BRIGHT
402-4844-BN11	●	31/64	-	1.000	-	3.000	-	0.500	-	TiAlN
402-5000-BN	●	1/2	-	1.000	-	3.000	-	0.500	-	BRIGHT
402-5000-BN11	●	1/2	-	1.000	-	3.000	-	0.500	-	TiAlN
402-5512-BN	●	-	14.00	-	30.00	-	89.00	-	14.00	BRIGHT
402-5512-BN11	●	-	14.00	-	30.00	-	89.00	-	14.00	TiAlN
402-5625-BN	●	9/16	-	1.125	-	3.500	-	0.563	-	BRIGHT
402-5625-BN11	●	9/16	-	1.125	-	3.500	-	0.563	-	TiAlN
402-6250-BN	●	5/8	-	1.250	-	3.500	-	0.625	-	BRIGHT
402-6250-BN11	●	5/8	-	1.250	-	3.500	-	0.625	-	TiAlN

● Stocked ○ Available Upon Request; MOQ May Apply ▲ Globally Stocked

Note: Other coatings available upon request.



CONTINUED ➔

P					M			K	N		S		H			
Steel					Stainless Steel			Cast Iron	Non-Ferrous		HRSA		Hardened Steel			
Carbon Steel			Alloy Steel	Die Steel	300	400	17-4 PH		Aluminum		Nickel Alloy	Titanium				
Low	Medium	High							6061	Casting			Inconel	6Al4V	~35 HRC	35-45 HRC
1010	1035	1065	4140	4340				7075				(30 HRC)				
○	○	○	○	○	○	○	○	○	○	○	○	○	○	○	○	

○ Good ⊗ Best






List 402BN (Continued)

OSG STANDARD CARBIDE BN

SPEED FEED 1501	CARBIDE	BR	TiAIN	2 FLUTE	30°		STUB	REG	LONG	PACKED 1 PIECE
---------------------------	----------------	-----------	--------------	----------------	------------	--	-------------	------------	-------------	--------------------------



Cutting Diameter Tolerance	
1/32" ≤ D ≤ 1"	+0 / -0.002"
0.5mm ≤ D ≤ 25mm	+0 / -0.050mm

EDP Number		Diameter		Length of Cut		Overall Length		Shank Diameter		Surface Treatment
		D (Fractional Size)	D (mm)	Lc (Inch)	Lc (mm)	L (Inch)	L (mm)	d (Inch)	d (mm)	
402-6299-BN	●	-	16.00	-	32.00	-	89.00	-	16.00	BRIGHT
402-6299-BN11	●	-	16.00	-	32.00	-	89.00	-	16.00	TiAIN
402-6875-BN	●	11/16	-	1.375	-	4.000	-	0.750	-	BRIGHT
402-6875-BN11	●	11/16	-	1.375	-	4.000	-	0.750	-	TiAIN
402-7087-BN	●	-	18.00	-	35.00	-	102.00	-	18.00	BRIGHT
402-7087-BN11	●	-	18.00	-	35.00	-	102.00	-	18.00	TiAIN
402-7500-BN	●	3/4	-	1.500	-	4.000	-	0.750	-	BRIGHT
402-7500-BN11	●	3/4	-	1.500	-	4.000	-	0.750	-	TiAIN
402-7874-BN	●	-	20.00	-	38.00	-	102.00	-	20.00	BRIGHT
402-7874-BN11	●	-	20.00	-	38.00	-	102.00	-	20.00	TiAIN
402-8661-BN	●	-	22.00	-	38.00	-	102.00	-	22.00	BRIGHT
402-8661-BN11	●	-	22.00	-	38.00	-	102.00	-	22.00	TiAIN
402-8750-BN	●	7/8	-	1.500	-	4.000	-	0.875	-	BRIGHT
402-8750-BN11	●	7/8	-	1.500	-	4.000	-	0.875	-	TiAIN
402-9843-BN	●	-	25.00	-	38.00	-	102.00	-	25.00	BRIGHT
402-9843-BN11	●	-	25.00	-	38.00	-	102.00	-	25.00	TiAIN
402-1000-BN	●	1	-	1.500	-	4.000	-	1.000	-	BRIGHT
402-1000-BN11	●	1	-	1.500	-	4.000	-	1.000	-	TiAIN

● Stocked ○ Available Upon Request; MOQ May Apply ▲ Globally Stocked
 Note: Other coatings available upon request.



P					M			K	N		S		H			
Steel					Stainless Steel			Cast Iron	Non-Ferrous		HRSA		Hardened Steel			
Carbon Steel			Alloy Steel	Die Steel	Aluminum		Nickel Alloy		Titanium							
Low	Medium	High			6061	7075				Casting	Inconel	6Al4V (30 HRC)	~35 HRC	35-45 HRC	45-50 HRC	50-70 HRC
1010	1035	1065	4140	4340	300	400	17-4 PH						○	○		
○	○	○	○	○	○	○		○	○	○			○	○		


○ Good ○ Best



List 403BN

OSG STANDARD CARBIDE BN

SPEED FEED 1501	CARBIDE	BR	TiAIN	3 FLUTE	30°		STUB	REG	LONG	PACKED 1 PIECE
---------------------------	----------------	-----------	--------------	----------------	------------	--	-------------	------------	-------------	--------------------------



Cutting Diameter Tolerance	
1/16" ≤ D ≤ 1"	+0 / -0.002"
1mm ≤ D ≤ 25mm	+0 / -0.050mm

EDP Number		Diameter		Length of Cut		Overall Length		Shank Diameter		Surface Treatment
		D (Fractional Size)	D (mm)	Lc (Inch)	Lc (mm)	L (Inch)	L (mm)	d (Inch)	d (mm)	
403-0394-BN	●	-	1.00	-	3.00	-	39.00	-	3.00	BRIGHT
403-0394-BN11	●	-	1.00	-	3.00	-	39.00	-	3.00	TiAIN
403-0591-BN	●	-	1.50	-	5.00	-	39.00	-	3.00	BRIGHT
403-0591-BN11	●	-	1.50	-	5.00	-	39.00	-	3.00	TiAIN
403-0625-BN	●	1/16	-	0.188	-	1.500	-	0.125	-	BRIGHT
403-0625-BN11	●	1/16	-	0.188	-	1.500	-	0.125	-	TiAIN
403-0781-BN	●	5/64	-	0.250	-	1.500	-	0.125	-	BRIGHT
403-0781-BN11	●	5/64	-	0.250	-	1.500	-	0.125	-	TiAIN
403-0787-BN	●	-	2.00	-	7.00	-	39.00	-	3.00	BRIGHT
403-0787-BN11	●	-	2.00	-	7.00	-	39.00	-	3.00	TiAIN
403-0938-BN	●	3/32	-	0.313	-	1.500	-	0.125	-	BRIGHT
403-0938-BN11	●	3/32	-	0.313	-	1.500	-	0.125	-	TiAIN
403-0984-BN	●	-	2.50	-	8.00	-	39.00	-	3.00	BRIGHT
403-0984-BN11	●	-	2.50	-	8.00	-	39.00	-	3.00	TiAIN
403-1094-BN	●	7/64	-	0.375	-	1.500	-	0.125	-	BRIGHT
403-1094-BN11	●	7/64	-	0.375	-	1.500	-	0.125	-	TiAIN
403-1181-BN	●	-	3.00	-	10.00	-	39.00	-	3.00	BRIGHT
403-1181-BN11	●	-	3.00	-	10.00	-	39.00	-	3.00	TiAIN
403-1250-BN	●	1/8	-	0.500	-	1.500	-	0.125	-	BRIGHT
403-1250-BN11	●	1/8	-	0.500	-	1.500	-	0.125	-	TiAIN
403-1378-BN	●	-	3.50	-	12.00	-	51.00	-	4.00	BRIGHT
403-1378-BN11	●	-	3.50	-	12.00	-	51.00	-	4.00	TiAIN
403-1406-BN	●	9/64	-	0.500	-	2.000	-	0.188	-	BRIGHT
403-1406-BN11	●	9/64	-	0.500	-	2.000	-	0.188	-	TiAIN
403-1562-BN	●	5/32	-	0.563	-	2.000	-	0.188	-	BRIGHT
403-1562-BN11	●	5/32	-	0.563	-	2.000	-	0.188	-	TiAIN
403-1575-BN	●	-	4.00	-	14.00	-	51.00	-	4.00	BRIGHT
403-1575-BN11	●	-	4.00	-	14.00	-	51.00	-	4.00	TiAIN
403-1719-BN	●	11/64	-	0.563	-	2.000	-	0.188	-	BRIGHT
403-1719-BN11	●	11/64	-	0.563	-	2.000	-	0.188	-	TiAIN
403-1772-BN	●	-	4.50	-	14.00	-	51.00	-	5.00	BRIGHT
403-1772-BN11	●	-	4.50	-	14.00	-	51.00	-	5.00	TiAIN
403-1875-BN	●	3/16	-	0.625	-	2.000	-	0.188	-	BRIGHT
403-1875-BN11	●	3/16	-	0.625	-	2.000	-	0.188	-	TiAIN
403-1968-BN	●	-	5.00	-	16.00	-	51.00	-	5.00	BRIGHT
403-1968-BN11	●	-	5.00	-	16.00	-	51.00	-	5.00	TiAIN
403-2031-BN	●	13/64	-	0.625	-	2.500	-	0.250	-	BRIGHT
403-2031-BN11	●	13/64	-	0.625	-	2.500	-	0.250	-	TiAIN
403-2188-BN	●	7/32	-	0.625	-	2.500	-	0.250	-	BRIGHT
403-2188-BN11	●	7/32	-	0.625	-	2.500	-	0.250	-	TiAIN
403-2344-BN	●	15/64	-	0.750	-	2.500	-	0.250	-	BRIGHT
403-2344-BN11	●	15/64	-	0.750	-	2.500	-	0.250	-	TiAIN
403-2362-BN	●	-	6.00	-	19.00	-	64.00	-	6.00	BRIGHT
403-2362-BN11	●	-	6.00	-	19.00	-	64.00	-	6.00	TiAIN
403-2500-BN	●	1/4	-	0.750	-	2.500	-	0.250	-	BRIGHT
403-2500-BN11	●	1/4	-	0.750	-	2.500	-	0.250	-	TiAIN
403-2656-BN	●	17/64	-	0.750	-	2.500	-	0.313	-	BRIGHT

● Stocked ○ Available Upon Request; MOQ May Apply ▲ Globally Stocked
Note: Other coatings available upon request.



CONTINUED ➔

P					M			K	N		S		H			
Steel					Stainless Steel			Cast Iron	Non-Ferrous		HRSA		Hardened Steel			
Carbon Steel			Alloy Steel	Die Steel					Aluminum	Nickel Alloy	Titanium					
Low	Medium	High			300	400	17-4 PH					6061 7075	Casting	Inconel	6Al4V (30 HRC)	~35 HRC
○	○	○	○	○	○	○	○	○	○	○			○	○	○	

○ Good ⊗ Best



ABOUT OSG
DRILLING
THREADING
MILLING
HOLDERS
INDEX




List 403BN (Continued)

OSG STANDARD CARBIDE BN

SPEED FEED 1501	CARBIDE	BR	TiAlN	3 FLUTE	30°		STUB	REG	LONG	PACKED 1 PIECE
---------------------------	----------------	-----------	--------------	----------------	------------	--	-------------	------------	-------------	--------------------------

Cutting Diameter Tolerance	
1/16" ≤ D ≤ 1"	+0 / -0.002"
1mm ≤ D ≤ 25mm	+0 / -0.050mm



EDP Number		Diameter		Length of Cut		Overall Length		Shank Diameter		Surface Treatment
		D (Fractional Size)	D (mm)	Lc (Inch)	Lc (mm)	L (Inch)	L (mm)	d (Inch)	d (mm)	
403-2656-BN11	●	17/64	-	0.750	-	2.500	-	0.313	-	TiAlN
403-2756-BN	●	-	7.00	-	19.00	-	64.00	-	8.00	BRIGHT
403-2756-BN11	●	-	7.00	-	19.00	-	64.00	-	8.00	TiAlN
403-2812-BN	●	9/32	-	0.750	-	2.500	-	0.313	-	BRIGHT
403-2969-BN	●	19/64	-	0.813	-	2.500	-	0.313	-	BRIGHT
403-2969-BN11	●	19/64	-	0.813	-	2.500	-	0.313	-	TiAlN
403-3125-BN	●	5/16	-	0.813	-	2.500	-	0.313	-	BRIGHT
403-3125-BN11	●	5/16	-	0.813	-	2.500	-	0.313	-	TiAlN
403-3150-BN	●	-	8.00	-	21.00	-	64.00	-	8.00	BRIGHT
403-3150-BN11	●	-	8.00	-	21.00	-	64.00	-	8.00	TiAlN
403-3543-BN	●	-	9.00	-	22.00	-	70.00	-	10.00	BRIGHT
403-3543-BN11	●	-	9.00	-	22.00	-	70.00	-	10.00	TiAlN
403-3750-BN	●	3/8	-	1.000	-	2.500	-	0.375	-	BRIGHT
403-3750-BN11	●	3/8	-	1.000	-	2.500	-	0.375	-	TiAlN
403-3937-BN	●	-	10.00	-	25.00	-	70.00	-	10.00	BRIGHT
403-3937-BN11	●	-	10.00	-	25.00	-	70.00	-	10.00	TiAlN
403-4331-BN	●	-	11.00	-	25.00	-	70.00	-	11.00	BRIGHT
403-4331-BN11	●	-	11.00	-	25.00	-	70.00	-	11.00	TiAlN
403-4375-BN	●	7/16	-	1.000	-	2.750	-	0.438	-	BRIGHT
403-4375-BN11	●	7/16	-	1.000	-	2.750	-	0.438	-	TiAlN
403-4724-BN	●	-	12.00	-	25.00	-	76.00	-	12.00	BRIGHT
403-4724-BN11	●	-	12.00	-	25.00	-	76.00	-	12.00	TiAlN
403-5000-BN	●	1/2	-	1.000	-	3.000	-	0.500	-	BRIGHT
403-5000-BN11	●	1/2	-	1.000	-	3.000	-	0.500	-	TiAlN
403-5512-BN	●	-	14.00	-	30.00	-	89.00	-	14.00	BRIGHT
403-5512-BN11	●	-	14.00	-	30.00	-	89.00	-	14.00	TiAlN
403-5625-BN	●	9/16	-	1.125	-	3.500	-	0.563	-	BRIGHT
403-5625-BN11	●	9/16	-	1.125	-	3.500	-	0.563	-	TiAlN
403-6250-BN	●	5/8	-	1.250	-	3.500	-	0.625	-	BRIGHT
403-6250-BN11	●	5/8	-	1.250	-	3.500	-	0.625	-	TiAlN
403-6299-BN	●	-	16.00	-	32.00	-	89.00	-	16.00	BRIGHT
403-6299-BN11	●	-	16.00	-	32.00	-	89.00	-	16.00	TiAlN
403-6875-BN	●	11/16	-	1.375	-	4.000	-	0.750	-	BRIGHT
403-6875-BN11	●	11/16	-	1.375	-	4.000	-	0.750	-	TiAlN
403-7087-BN	●	-	18.00	-	35.00	-	102.00	-	18.00	BRIGHT
403-7087-BN11	●	-	18.00	-	35.00	-	102.00	-	18.00	TiAlN
403-7500-BN	●	3/4	-	1.500	-	4.000	-	0.750	-	BRIGHT
403-7500-BN11	●	3/4	-	1.500	-	4.000	-	0.750	-	TiAlN
403-7874-BN	●	-	20.00	-	38.00	-	102.00	-	20.00	BRIGHT
403-7874-BN11	●	-	20.00	-	38.00	-	102.00	-	20.00	TiAlN
403-8661-BN	●	-	22.00	-	38.00	-	102.00	-	22.00	BRIGHT
403-8661-BN11	●	-	22.00	-	38.00	-	102.00	-	22.00	TiAlN
403-8750-BN	●	7/8	-	1.500	-	4.000	-	0.875	-	BRIGHT
403-8750-BN11	●	7/8	-	1.500	-	4.000	-	0.875	-	TiAlN
403-9843-BN	●	-	25.00	-	38.00	-	102.00	-	25.00	BRIGHT
403-9843-BN11	●	-	25.00	-	38.00	-	102.00	-	25.00	TiAlN
403-1000-BN	●	1	-	1.500	-	4.000	-	1.000	-	BRIGHT
403-1000-BN11	●	1	-	1.500	-	4.000	-	1.000	-	TiAlN

● Stocked ○ Available Upon Request; MOQ May Apply ▲ Globally Stocked

Note: Other coatings available upon request.



P					M			K	N		S		H						
Steel					Stainless Steel			Cast Iron	Non-Ferrous		HRSA		Hardened Steel						
Carbon Steel			Alloy Steel	Die Steel	300	400	17-4 PH		Aluminum		Nickel Alloy	Titanium							
Low	Medium	High							6061	7075			Casting	Inconel	6Al4V (30 HRC)	~35 HRC	35-45 HRC	45-50 HRC	50-70 HRC
1010	1035	1045	1065	4140				4340											
○	○	○	○	○	○	○	○	○	○	○	○	○	○	○	○	○	○	○	○

○ Good ⊗ Best

ABOUT OSG

DRILLING

THREADING

MILLING

HOLDERS

INDEX

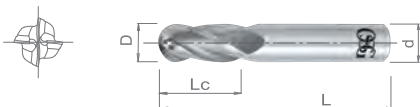


List 404BN

OSG STANDARD CARBIDE BN

SPEED FEED 1502-1503	CARBIDE	BR	TiAlN	4 FLUTE	30°		STUB	REG	LONG	PACKED 1 PIECE
-------------------------	---------	----	-------	---------	-----	--	------	-----	------	-------------------

Cutting Diameter Tolerance	
1/32" ≤ D ≤ 1"	+0 / -0.002"
1mm ≤ D ≤ 25mm	+0 / -0.050mm



EDP Number		Diameter		Length of Cut		Overall Length		Shank Diameter		Surface Treatment
		D (Fractional Size)	D (mm)	Lc (Inch)	Lc (mm)	L (Inch)	L (mm)	d (Inch)	d (mm)	
404-0312-BN	●	1/32	-	0.125	-	1.500	-	0.125	-	BRIGHT
404-0312-BN11	●	1/32	-	0.125	-	1.500	-	0.125	-	TiAlN
404-0394-BN	●	-	1.00	-	3.00	-	39.00	-	3.00	BRIGHT
404-0394-BN11	●	-	1.00	-	3.00	-	39.00	-	3.00	TiAlN
404-0469-BN	●	3/64	-	0.141	-	1.500	-	0.125	-	BRIGHT
404-0469-BN11	●	3/64	-	0.141	-	1.500	-	0.125	-	TiAlN
404-0591-BN	●	-	1.50	-	5.00	-	39.00	-	3.00	BRIGHT
404-0591-BN11	●	-	1.50	-	5.00	-	39.00	-	3.00	TiAlN
404-0625-BN	●	1/16	-	0.188	-	1.500	-	0.125	-	BRIGHT
404-0625-BN11	●	1/16	-	0.188	-	1.500	-	0.125	-	TiAlN
404-0781-BN	●	5/64	-	0.250	-	1.500	-	0.125	-	BRIGHT
404-0781-BN11	●	5/64	-	0.250	-	1.500	-	0.125	-	TiAlN
404-0787-BN	●	-	2.00	-	7.00	-	39.00	-	3.00	BRIGHT
404-0787-BN11	●	-	2.00	-	7.00	-	39.00	-	3.00	TiAlN
404-0938-BN	●	3/32	-	0.313	-	1.500	-	0.125	-	BRIGHT
404-0938-BN11	●	3/32	-	0.313	-	1.500	-	0.125	-	TiAlN
404-0984-BN	●	-	2.50	-	8.00	-	39.00	-	3.00	BRIGHT
404-0984-BN11	●	-	2.50	-	8.00	-	39.00	-	3.00	TiAlN
404-1094-BN	●	7/64	-	0.375	-	1.500	-	0.125	-	BRIGHT
404-1094-BN11	●	7/64	-	0.375	-	1.500	-	0.125	-	TiAlN
404-1181-BN	●	-	3.00	-	10.00	-	39.00	-	3.00	BRIGHT
404-1181-BN11	●	-	3.00	-	10.00	-	39.00	-	3.00	TiAlN
404-1250-BN	●	1/8	-	0.500	-	1.500	-	0.125	-	BRIGHT
404-1250-BN11	●	1/8	-	0.500	-	1.500	-	0.125	-	TiAlN
404-1378-BN	●	-	3.50	-	12.00	-	51.00	-	4.00	BRIGHT
404-1378-BN11	●	-	3.50	-	12.00	-	51.00	-	4.00	TiAlN
404-1406-BN	●	9/64	-	0.500	-	2.000	-	0.188	-	BRIGHT
404-1406-BN11	●	9/64	-	0.500	-	2.000	-	0.188	-	TiAlN
404-1562-BN	●	5/32	-	0.563	-	2.000	-	0.188	-	BRIGHT
404-1562-BN11	●	5/32	-	0.563	-	2.000	-	0.188	-	TiAlN
404-1575-BN	●	-	4.00	-	14.00	-	51.00	-	4.00	BRIGHT
404-1575-BN11	●	-	4.00	-	14.00	-	51.00	-	4.00	TiAlN
404-1719-BN	●	11/64	-	0.563	-	2.000	-	0.188	-	BRIGHT
404-1719-BN11	●	11/64	-	0.563	-	2.000	-	0.188	-	TiAlN
404-1772-BN	●	-	4.50	-	14.00	-	51.00	-	5.00	BRIGHT
404-1772-BN11	●	-	4.50	-	14.00	-	51.00	-	5.00	TiAlN
404-1875-BN	●	3/16	-	0.625	-	2.000	-	0.188	-	BRIGHT
404-1875-BN11	●	3/16	-	0.625	-	2.000	-	0.188	-	TiAlN
404-1968-BN	●	-	5.00	-	16.00	-	51.00	-	5.00	BRIGHT
404-1968-BN11	●	-	5.00	-	16.00	-	51.00	-	5.00	TiAlN
404-2031-BN	●	13/64	-	0.625	-	2.500	-	0.250	-	BRIGHT
404-2031-BN11	●	13/64	-	0.625	-	2.500	-	0.250	-	TiAlN
404-2188-BN	●	7/32	-	0.625	-	2.500	-	0.250	-	BRIGHT
404-2188-BN11	●	7/32	-	0.625	-	2.500	-	0.250	-	TiAlN

● Stocked ○ Available Upon Request; MOQ May Apply ▲ Globally Stocked

Note: Other coatings available upon request.



CONTINUED

P					M			K	N		S		H					
Steel					Stainless Steel			Cast Iron	Non-Ferrous		HRSA		Hardened Steel					
Carbon Steel			Alloy Steel	Die Steel					Aluminum	Nickel Alloy	Titanium							
Low	Medium	High			300	400	17-4 PH					6061 7075	Casting	Inconel	6Al4V (30 HRC)	~35 HRC	35-45 HRC	45-50 HRC
○	○	○	○	○	○	○	○	○	○	○	○	○	○	○	○	○	○	○

○ Good ⊗ Best





List 404BN (Continued)

OSG STANDARD CARBIDE BN

SPEED
FEED
1502-1503

CARBIDE

BR

TiAlN

4 FLUTE

30°



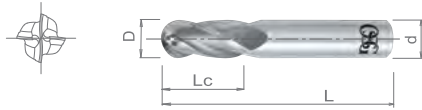
STUB

REG

LONG

PACKED

1 PIECE



Cutting Diameter Tolerance	
1/32" ≤ D ≤ 1"	+0 / -0.002"
1mm ≤ D ≤ 25mm	+0 / -0.050mm

EDP Number		Diameter		Length of Cut		Overall Length		Shank Diameter		Surface Treatment
		D (Fractional Size)	D (mm)	Lc (Inch)	Lc (mm)	L (Inch)	L (mm)	d (Inch)	d (mm)	
404-2344-BN	●	15/64	-	0.750	-	2.500	-	0.250	-	BRIGHT
404-2344-BN11	●	15/64	-	0.750	-	2.500	-	0.250	-	TiAlN
404-2362-BN	●	-	6.00	-	19.00	-	64.00	-	6.00	BRIGHT
404-2362-BN11	●	-	6.00	-	19.00	-	64.00	-	6.00	TiAlN
404-2500-BN	●	1/4	-	0.750	-	2.500	-	0.250	-	BRIGHT
404-2500-BN11	●	1/4	-	0.750	-	2.500	-	0.250	-	TiAlN
404-2656-BN	●	17/64	-	0.750	-	2.500	-	0.313	-	BRIGHT
404-2656-BN11	●	17/64	-	0.750	-	2.500	-	0.313	-	TiAlN
404-2756-BN	●	-	7.00	-	19.00	-	64.00	-	8.00	BRIGHT
404-2756-BN11	●	-	7.00	-	19.00	-	64.00	-	8.00	TiAlN
404-2812-BN	●	9/32	-	0.750	-	2.500	-	0.313	-	BRIGHT
404-2812-BN11	●	9/32	-	0.750	-	2.500	-	0.313	-	TiAlN
404-2969-BN	●	19/64	-	0.813	-	2.500	-	0.313	-	BRIGHT
404-2969-BN11	●	19/64	-	0.813	-	2.500	-	0.313	-	TiAlN
404-3125-BN	●	5/16	-	0.813	-	2.500	-	0.313	-	BRIGHT
404-3125-BN11	●	5/16	-	0.813	-	2.500	-	0.313	-	TiAlN
404-3150-BN	●	-	8.00	-	21.00	-	64.00	-	8.00	BRIGHT
404-3150-BN11	●	-	8.00	-	21.00	-	64.00	-	8.00	TiAlN
404-3281-BN	●	21/64	-	0.875	-	2.500	-	0.375	-	BRIGHT
404-3281-BN11	●	21/64	-	0.875	-	2.500	-	0.375	-	TiAlN
404-3438-BN	●	11/32	-	0.875	-	2.500	-	0.375	-	BRIGHT
404-3438-BN11	●	11/32	-	0.875	-	2.500	-	0.375	-	TiAlN
404-3543-BN	●	-	9.00	-	22.00	-	70.00	-	10.00	BRIGHT
404-3543-BN11	●	-	9.00	-	22.00	-	70.00	-	10.00	TiAlN
404-3594-BN	●	23/64	-	0.875	-	2.500	-	0.375	-	BRIGHT
404-3594-BN11	●	23/64	-	0.875	-	2.500	-	0.375	-	TiAlN
404-3750-BN	●	3/8	-	1.000	-	2.500	-	0.375	-	BRIGHT
404-3750-BN11	●	3/8	-	1.000	-	2.500	-	0.375	-	TiAlN
404-3906-BN	●	25/64	-	1.000	-	2.750	-	0.438	-	BRIGHT
404-3906-BN11	●	25/64	-	1.000	-	2.750	-	0.438	-	TiAlN
404-3937-BN	●	-	10.00	-	25.00	-	70.00	-	10.00	BRIGHT
404-3937-BN11	●	-	10.00	-	25.00	-	70.00	-	10.00	TiAlN
404-4062-BN	●	13/32	-	1.000	-	2.750	-	0.438	-	BRIGHT
404-4062-BN11	●	13/32	-	1.000	-	2.750	-	0.438	-	TiAlN
404-4219-BN	●	27/64	-	1.000	-	2.750	-	0.438	-	BRIGHT
404-4219-BN11	●	27/64	-	1.000	-	2.750	-	0.438	-	TiAlN
404-4331-BN	●	-	11.00	-	25.00	-	70.00	-	11.00	BRIGHT
404-4331-BN11	●	-	11.00	-	25.00	-	70.00	-	11.00	TiAlN
404-4375-BN	●	7/16	-	1.000	-	2.750	-	0.438	-	BRIGHT
404-4375-BN11	●	7/16	-	1.000	-	2.750	-	0.438	-	TiAlN
404-4531-BN	●	29/64	-	1.000	-	3.000	-	0.500	-	BRIGHT
404-4531-BN11	●	29/64	-	1.000	-	3.000	-	0.500	-	TiAlN
404-4688-BN	●	15/32	-	1.000	-	3.000	-	0.500	-	BRIGHT
404-4688-BN11	●	15/32	-	1.000	-	3.000	-	0.500	-	TiAlN
404-4724-BN	●	-	12.00	-	25.00	-	76.00	-	12.00	BRIGHT
404-4724-BN11	●	-	12.00	-	25.00	-	76.00	-	12.00	TiAlN
404-4844-BN	●	31/64	-	1.000	-	3.000	-	0.500	-	BRIGHT
404-4844-BN11	●	31/64	-	1.000	-	3.000	-	0.500	-	TiAlN
404-5000-BN	●	1/2	-	1.000	-	3.000	-	0.500	-	BRIGHT
404-5000-BN11	●	1/2	-	1.000	-	3.000	-	0.500	-	TiAlN
404-5512-BN	●	-	14.00	-	30.00	-	89.00	-	14.00	BRIGHT
404-5512-BN11	●	-	14.00	-	30.00	-	89.00	-	14.00	TiAlN
404-5625-BN	●	9/16	-	1.125	-	3.500	-	0.563	-	BRIGHT

● Stocked ○ Available Upon Request; MOQ May Apply ▲ Globally Stocked
 Note: Other coatings available upon request.





List 404BN (Continued)

OSG STANDARD CARBIDE BN

SPEED FEED 1502-1503	CARBIDE	BR	TiAlN	4 FLUTE	30°		STUB	REG	LONG	PACKED 1 PIECE
--------------------------------	----------------	-----------	--------------	----------------	------------	--	-------------	------------	-------------	--------------------------

EDP Number		Diameter		Length of Cut		Overall Length		Shank Diameter		Surface Treatment
		D (Fractional Size)	D (mm)	Lc (Inch)	Lc (mm)	L (Inch)	L (mm)	d (Inch)	d (mm)	
404-5625-BN11	●	9/16	-	1.125	-	3.500	-	0.563	-	TiAlN
404-6250-BN	●	5/8	-	1.250	-	3.500	-	0.625	-	BRIGHT
404-6250-BN11	●	5/8	-	1.250	-	3.500	-	0.625	-	TiAlN
404-6299-BN	●	-	16.00	-	32.00	-	89.00	-	16.00	BRIGHT
404-6299-BN11	●	-	16.00	-	32.00	-	89.00	-	16.00	TiAlN
404-6875-BN	●	11/16	-	1.375	-	4.000	-	0.750	-	BRIGHT
404-6875-BN11	●	11/16	-	1.375	-	4.000	-	0.750	-	TiAlN
404-7087-BN	●	-	18.00	-	35.00	-	102.00	-	18.00	BRIGHT
404-7087-BN11	●	-	18.00	-	35.00	-	102.00	-	18.00	TiAlN
404-7500-BN	●	3/4	-	1.500	-	4.000	-	0.750	-	BRIGHT
404-7500-BN11	●	3/4	-	1.500	-	4.000	-	0.750	-	TiAlN
404-7874-BN	●	-	20.00	-	38.00	-	102.00	-	20.00	BRIGHT
404-7874-BN11	●	-	20.00	-	38.00	-	102.00	-	20.00	TiAlN
404-8661-BN	●	-	22.00	-	38.00	-	102.00	-	22.00	BRIGHT
404-8661-BN11	●	-	22.00	-	38.00	-	102.00	-	22.00	TiAlN
404-8750-BN	●	7/8	-	1.500	-	4.000	-	0.875	-	BRIGHT
404-8750-BN11	●	7/8	-	1.500	-	4.000	-	0.875	-	TiAlN
404-9843-BN	●	-	25.00	-	38.00	-	102.00	-	25.00	BRIGHT
404-9843-BN11	●	-	25.00	-	38.00	-	102.00	-	25.00	TiAlN
404-1000-BN	●	1	-	1.500	-	4.000	-	1.000	-	BRIGHT
404-1000-BN11	●	1	-	1.500	-	4.000	-	1.000	-	TiAlN

● Stocked ○ Available Upon Request; MOQ May Apply ▲ Globally Stocked
Note: Other coatings available upon request.



ABOUT OSG

DRILLING

THREADING

MILLING

HOLDERS

INDEX

P					M			K	N		S		H				
Steel					Stainless Steel			Cast Iron	Non-Ferrous		HRSA		Hardened Steel				
Carbon Steel			Alloy Steel	Die Steel	Aluminum		Nickel Alloy		Titanium								
Low	Medium	High			6061	Casting				Inconel	6Al4V (30 HRC)	~35 HRC	35-45 HRC	45-50 HRC	50-70 HRC		
1010	1035	1065	4140	4340	300	400	17-4 PH	6061	7075								
○	○	○	○	○	○	○		○	○	○			○	○	○		

○ Good ⊗ Best



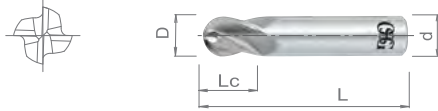


List 414BN

OSG STANDARD CARBIDE BN

SPEED FEED 1502-1503	CARBIDE	BR	TiAlN	TiCN		30°		STUB	REG	PACKED 1 PIECE
--------------------------------	----------------	-----------	--------------	-------------	--	------------	--	-------------	------------	--------------------------

Cutting Diameter Tolerance	
1/32" ≤ D ≤ 3/4"	+0 / -0.002"
1mm ≤ D ≤ 12mm	+0 / -0.050mm



EDP Number		Diameter		Length of Cut		Overall Length		Shank Diameter		Surface Treatment
		D (Fractional Size)	D (mm)	Lc (Inch)	Lc (mm)	L (Inch)	L (mm)	d (Inch)	d (mm)	
414-0312-BN	●	1/32	-	0.078	-	1.500	-	0.125	-	BRIGHT
414-0312-BN11	●	1/32	-	0.078	-	1.500	-	0.125	-	TiAlN
414-0394-BN	●	-	1.00	-	2.00	-	39.00	-	3.00	BRIGHT
414-0394-BN11	●	-	1.00	-	2.00	-	39.00	-	3.00	TiAlN
414-0469-BN	●	3/64	-	0.094	-	1.500	-	0.125	-	BRIGHT
414-0469-BN11	●	3/64	-	0.094	-	1.500	-	0.125	-	TiAlN
414-0591-BN	●	-	1.50	-	3.00	-	39.00	-	3.00	BRIGHT
414-0625-BN	●	1/16	-	0.125	-	1.500	-	0.125	-	BRIGHT
414-0625-BN11	●	1/16	-	0.125	-	1.500	-	0.125	-	TiAlN
414-0781-BN	●	5/64	-	0.156	-	1.500	-	0.125	-	BRIGHT
414-0781-BN11	●	5/64	-	0.156	-	1.500	-	0.125	-	TiAlN
414-0787-BN	●	-	2.00	-	4.00	-	39.00	-	3.00	BRIGHT
414-0938-BN	●	3/32	-	0.188	-	1.500	-	0.125	-	BRIGHT
414-0938-BN11	●	3/32	-	0.188	-	1.500	-	0.125	-	TiAlN
414-0938-BN08	●	3/32	-	0.188	-	1.500	-	0.125	-	TiCN
414-0984-BN	●	-	2.50	-	5.00	-	39.00	-	3.00	BRIGHT
414-1094-BN	●	7/64	-	0.219	-	1.500	-	0.125	-	BRIGHT
414-1181-BN	●	-	3.00	-	6.00	-	39.00	-	3.00	BRIGHT
414-1250-BN	●	1/8	-	0.250	-	1.500	-	0.125	-	BRIGHT
414-1250-BN11	●	1/8	-	0.250	-	1.500	-	0.125	-	TiAlN
414-1250-BN08	●	1/8	-	0.250	-	1.500	-	0.125	-	TiCN
414-1378-BN	●	-	3.50	-	7.00	-	51.00	-	4.00	BRIGHT
414-1406-BN	●	9/64	-	0.281	-	2.000	-	0.188	-	BRIGHT
414-1562-BN	●	5/32	-	0.313	-	2.000	-	0.188	-	BRIGHT
414-1562-BN08	●	5/32	-	0.313	-	2.000	-	0.188	-	TiCN
414-1575-BN	●	-	4.00	-	8.00	-	51.00	-	4.00	BRIGHT
414-1772-BN	●	-	4.50	-	9.00	-	51.00	-	5.00	BRIGHT
414-1875-BN	●	3/16	-	0.375	-	2.000	-	0.188	-	BRIGHT
414-1875-BN11	●	3/16	-	0.375	-	2.000	-	0.188	-	TiAlN
414-1968-BN	●	-	5.00	-	10.00	-	51.00	-	5.00	BRIGHT
414-2188-BN	●	7/32	-	0.438	-	2.000	-	0.250	-	BRIGHT
414-2362-BN	●	-	6.00	-	12.00	-	51.00	-	6.00	BRIGHT
414-2500-BN	●	1/4	-	0.500	-	2.000	-	0.250	-	BRIGHT
414-2500-BN11	●	1/4	-	0.500	-	2.000	-	0.250	-	TiAlN
414-2756-BN	●	-	7.00	-	12.00	-	51.00	-	8.00	BRIGHT
414-3125-BN	●	5/16	-	0.500	-	2.000	-	0.313	-	BRIGHT
414-3125-BN11	●	5/16	-	0.500	-	2.000	-	0.313	-	TiAlN
414-3125-BN08	●	5/16	-	0.500	-	2.000	-	0.313	-	TiCN
414-3150-BN	●	-	8.00	-	12.00	-	51.00	-	8.00	BRIGHT
414-3543-BN	●	-	9.00	-	14.00	-	51.00	-	10.00	BRIGHT
414-3750-BN	●	3/8	-	0.625	-	2.000	-	0.375	-	BRIGHT
414-3750-BN11	●	3/8	-	0.625	-	2.000	-	0.375	-	TiAlN
414-3750-BN08	●	3/8	-	0.625	-	2.000	-	0.375	-	TiCN
414-3937-BN	●	-	10.00	-	14.00	-	51.00	-	10.00	BRIGHT
414-4331-BN	●	-	11.00	-	16.00	-	64.00	-	11.00	BRIGHT
414-4375-BN	●	7/16	-	0.625	-	2.500	-	0.438	-	BRIGHT
414-4724-BN	●	-	12.00	-	16.00	-	64.00	-	12.00	BRIGHT
414-5000-BN	●	1/2	-	0.625	-	2.500	-	0.500	-	BRIGHT
414-5000-BN08	●	1/2	-	0.625	-	2.500	-	0.500	-	TiCN
414-6250-BN	●	5/8	-	0.750	-	3.000	-	0.625	-	BRIGHT
414-7500-BN	●	3/4	-	1.000	-	3.000	-	0.750	-	BRIGHT

● Stocked ○ Available Upon Request; MOQ May Apply ▲ Globally Stocked

Note: Other coatings available upon request.



P					M			K	N		S		H			
Steel					Stainless Steel			Cast Iron	Non-Ferrous		HRSA		Hardened Steel			
Carbon Steel			Alloy Steel	Die Steel	300	400	17-4 PH		Aluminum		Nickel Alloy	Titanium	~35 HRC	35-45 HRC	45-50 HRC	50-70 HRC
Low	Medium	High							6061	7075						
1010	1035	1045	1065	4140				4340								
1018	1045	1065														

○ Good ⊗ Best




List 464BN

OSG STANDARD CARBIDE BN

SPEED FEED 1502-1503	CARBIDE	BR	TiAlN	TiCN	4 FLUTE	30°		REG	LONG	EXTRA LONG	PACKED 1 PIECE
--------------------------------	----------------	-----------	--------------	-------------	----------------	------------	--	------------	-------------	-------------------	--------------------------

Cutting Diameter Tolerance	
1/8" ≤ D ≤ 1"	+0 / -0.002"
3mm ≤ D ≤ 25mm	+0 / -0.050mm



EDP Number	Diameter	Length of Cut		Overall Length		Shank Diameter		Surface Treatment		
		D (Fractional Size)	D (mm)	Lc (Inch)	Lc (mm)	L (Inch)	L (mm)		d (Inch)	d (mm)
464-1181-BN	●	-	3.00	-	19.00	-	57.00	-	3.00	BRIGHT
464-1250-BN	●	1/8	-	0.750	-	2.250	-	0.125	-	BRIGHT
464-1250-BN11	●	1/8	-	0.750	-	2.250	-	0.125	-	TiAlN
464-1575-BN	●	-	4.00	-	19.00	-	57.00	-	4.00	BRIGHT
464-1875-BN	●	3/16	-	0.750	-	2.250	-	0.188	-	BRIGHT
464-1875-BN11	●	3/16	-	0.750	-	2.250	-	0.188	-	TiAlN
464-1968-BN	●	-	5.00	-	25.00	-	64.00	-	5.00	BRIGHT
464-2362-BN	●	-	6.00	-	28.00	-	76.00	-	6.00	BRIGHT
464-2500-BN	●	1/4	-	1.125	-	3.000	-	0.250	-	BRIGHT
464-2500-BN11	●	1/4	-	1.125	-	3.000	-	0.250	-	TiAlN
464-3125-BN	●	5/16	-	1.125	-	3.000	-	0.313	-	BRIGHT
464-3150-BN	●	-	8.00	-	29.00	-	76.00	-	8.00	BRIGHT
464-3750-BN	●	3/8	-	1.125	-	3.000	-	0.375	-	BRIGHT
464-3750-BN11	●	3/8	-	1.125	-	3.000	-	0.375	-	TiAlN
464-3937-BN	●	-	10.00	-	32.00	-	76.00	-	10.00	BRIGHT
464-4375-BN	●	7/16	-	2.000	-	4.000	-	0.438	-	BRIGHT
464-4724-BN	●	-	12.00	-	51.00	-	102.00	-	12.00	BRIGHT
464-5000-BN	●	1/2	-	2.000	-	4.000	-	0.500	-	BRIGHT
464-5000-BN11	●	1/2	-	2.000	-	4.000	-	0.500	-	TiAlN
464-5000-BN08	●	1/2	-	2.000	-	4.000	-	0.500	-	TiCN
464-5512-BN	●	-	14.00	-	57.00	-	127.00	-	14.00	BRIGHT
464-6250-BN	●	5/8	-	2.250	-	5.000	-	0.625	-	BRIGHT
464-6299-BN	●	-	16.00	-	57.00	-	127.00	-	16.00	BRIGHT
464-7087-BN	●	-	18.00	-	57.00	-	127.00	-	18.00	BRIGHT
464-7500-BN	●	3/4	-	2.250	-	5.000	-	0.750	-	BRIGHT
464-7874-BN	●	-	20.00	-	57.00	-	127.00	-	20.00	BRIGHT
464-9843-BN	●	-	25.00	-	57.00	-	127.00	-	25.00	BRIGHT
464-1000-BN	●	1	-	2.250	-	5.000	-	1.000	-	BRIGHT

● Stocked ○ Available Upon Request; MOQ May Apply ▲ Globally Stocked
Note: Other coatings available upon request.



P					M			K	N		S		H				
Steel					Stainless Steel			Cast Iron	Non-Ferrous		HRSA		Hardened Steel				
Carbon Steel			Alloy Steel	Die Steel					Aluminum		Nickel Alloy	Titanium					
Low	Medium	High							6061	Casting			Inconel	6Al4V (30 HRC)	~35 HRC	35-45 HRC	45-50 HRC
1010	1035	1045	1065	4140	4340	300	400	17-4 PH	6061	7075	Casting	Inconel	6Al4V (30 HRC)	~35 HRC	35-45 HRC	45-50 HRC	50-70 HRC
○	○	○	○	○	○	○	○	○	○	○	○	○	○	○	○	○	○

○ Good ⊗ Best





List 484BN

OSG STANDARD CARBIDE BN

SPEED FEED 1502-1503	CARBIDE	BR	TiAlN	4 FLUTE	30°		REG	LONG	EXTRA LONG	PACKED 1 PIECE
--------------------------------	----------------	-----------	--------------	----------------	------------	--	------------	-------------	-------------------	--------------------------



Cutting Diameter Tolerance	
1/8" ≤ D ≤ 1"	+0 / -0.002"
3mm ≤ D ≤ 25mm	+0 / -0.050mm

EDP Number		Diameter		Length of Cut		Overall Length		Shank Diameter		Surface Treatment
		D (Fractional Size)	D (mm)	Lc (Inch)	Lc (mm)	L (Inch)	L (mm)	d (Inch)	d (mm)	
484-1181-BN	●	-	3.00	-	25.00	-	76.00	-	3.00	BRIGHT
484-1250-BN	●	1/8	-	1.000	-	3.000	-	0.125	-	BRIGHT
484-1250-BN11	●	1/8	-	1.000	-	3.000	-	0.125	-	TiAlN
484-1575-BN	●	-	4.00	-	28.00	-	76.00	-	4.00	BRIGHT
484-1875-BN	●	3/16	-	1.125	-	3.000	-	0.188	-	BRIGHT
484-1875-BN11	●	3/16	-	1.125	-	3.000	-	0.188	-	TiAlN
484-1968-BN	●	-	5.00	-	32.00	-	76.00	-	5.00	BRIGHT
484-2362-BN	●	-	6.00	-	38.00	-	102.00	-	6.00	BRIGHT
484-2500-BN	●	1/4	-	1.500	-	4.000	-	0.250	-	BRIGHT
484-2500-BN11	●	1/4	-	1.500	-	4.000	-	0.250	-	TiAlN
484-3125-BN	●	5/16	-	1.625	-	4.000	-	0.313	-	BRIGHT
484-3125-BN11	●	5/16	-	1.625	-	4.000	-	0.313	-	TiAlN
484-3150-BN	●	-	8.00	-	42.00	-	102.00	-	8.00	BRIGHT
484-3750-BN	●	3/8	-	1.750	-	4.000	-	0.375	-	BRIGHT
484-3750-BN11	●	3/8	-	1.750	-	4.000	-	0.375	-	TiAlN
484-3937-BN	●	-	10.00	-	45.00	-	102.00	-	10.00	BRIGHT
484-4375-BN	●	7/16	-	3.000	-	6.000	-	0.438	-	BRIGHT
484-4724-BN	●	-	12.00	-	76.00	-	153.00	-	12.00	BRIGHT
484-5000-BN	●	1/2	-	3.000	-	6.000	-	0.500	-	BRIGHT
484-5000-BN11	●	1/2	-	3.000	-	6.000	-	0.500	-	TiAlN
484-5512-BN	●	-	14.00	-	76.00	-	153.00	-	14.00	BRIGHT
484-6250-BN	●	5/8	-	3.000	-	6.000	-	0.625	-	BRIGHT
484-6299-BN	●	-	16.00	-	76.00	-	153.00	-	16.00	BRIGHT
484-7087-BN	●	-	18.00	-	76.00	-	153.00	-	18.00	BRIGHT
484-7500-BN	●	3/4	-	3.000	-	6.000	-	0.750	-	BRIGHT
484-7874-BN	●	-	20.00	-	76.00	-	153.00	-	20.00	BRIGHT
484-9843-BN	●	-	25.00	-	76.00	-	153.00	-	25.00	BRIGHT
484-1000-BN	●	1	-	3.000	-	6.000	-	1.000	-	BRIGHT

● Stocked ○ Available Upon Request; MOQ May Apply ▲ Globally Stocked
 Note: Other coatings available upon request.



P					M			K	N		S		H			
Steel					Stainless Steel			Cast Iron	Non-Ferrous		HRSA		Hardened Steel			
Carbon Steel			Alloy Steel	Die Steel					Aluminum		Nickel Alloy	Titanium				
Low	Medium	High			4140 4340	300	400	17-4 PH	6061 7075	Casting			Inconel	6Al4V (30 HRC)	~35 HRC	35-45 HRC
1010 1018	1035 1045	1065														
○	○	○	○	○	○	○	○	○	○	○	○	○	○	○	○	

○ Good ○ Best



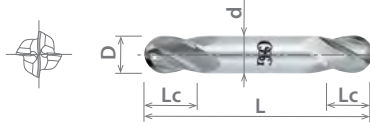


List 424BN

OSG STANDARD CARBIDE DOUBLE END BN

SPEED FEED 1502-1503	CARBIDE	BR	TiAIN	4 FLUTE	30°	STUB	REG	PACKED 1 PIECE
--------------------------------	----------------	-----------	--------------	----------------	------------	-------------	------------	--------------------------

Cutting Diameter Tolerance	
1/32" ≤ D ≤ 1/2"	+0 / -0.002"



EDP Number		Diameter	Length of Cut	Overall Length	Shank Diameter	Surface Treatment
		D (Fractional Size)	Lc (Inch)	L (Inch)	d (Inch)	
424-0312-BN	●	1/32	0.078	1.500	0.125	BRIGHT
424-0312-BN11	●	1/32	0.078	1.500	0.125	TiAIN
424-0469-BN	●	3/64	0.094	1.500	0.125	BRIGHT
424-0469-BN11	●	3/64	0.094	1.500	0.125	TiAIN
424-0625-BN	●	1/16	0.125	1.500	0.125	BRIGHT
424-0625-BN11	●	1/16	0.125	1.500	0.125	TiAIN
424-0781-BN	●	5/64	0.156	1.500	0.125	BRIGHT
424-0938-BN	●	3/32	0.188	1.500	0.125	BRIGHT
424-0938-BN11	●	3/32	0.188	1.500	0.125	TiAIN
424-1094-BN	●	7/64	0.219	1.500	0.125	BRIGHT
424-1250-BN	●	1/8	0.250	1.500	0.125	BRIGHT
424-1250-BN11	●	1/8	0.250	1.500	0.125	TiAIN
424-1406-BN	●	9/64	0.281	2.000	0.188	BRIGHT
424-1562-BN	●	5/32	0.313	2.000	0.188	BRIGHT
424-1875-BN	●	3/16	0.375	2.000	0.188	BRIGHT
424-1875-BN11	●	3/16	0.375	2.000	0.188	TiAIN
424-2188-BN	●	7/32	0.500	2.500	0.250	BRIGHT
424-2500-BN	●	1/4	0.500	2.500	0.250	BRIGHT
424-2500-BN11	●	1/4	0.500	2.500	0.250	TiAIN
424-3125-BN	●	5/16	0.500	2.500	0.313	BRIGHT
424-3750-BN	●	3/8	0.500	2.500	0.375	BRIGHT
424-3750-BN11	●	3/8	0.500	2.500	0.375	TiAIN
424-4375-BN	●	7/16	0.563	2.750	0.438	BRIGHT
424-5000-BN	●	1/2	0.625	3.000	0.500	BRIGHT
424-5000-BN11	●	1/2	0.625	3.000	0.500	TiAIN

● Stocked ○ Available Upon Request; MOQ May Apply ▲ Globally Stocked



ABOUT OSG

DRILLING

THREADING

MILLING

HOLDERS

INDEX

P					M			K	N		S		H			
Steel					Stainless Steel			Cast Iron	Non-Ferrous		HRSA		Hardened Steel			
Carbon Steel			Alloy Steel	Die Steel					Aluminum		Nickel Alloy	Titanium				
Low	Medium	High			4140 4340	300	400	17-4 PH	6061 7075	Casting			Inconel	6Al4V (30 HRC)	~35 HRC	35-45 HRC
1010 1018	1035 1045	1065	300	400							17-4 PH	6061 7075			Casting	Inconel
○	○	○	○	○	○	○		○	○	○		○	○	○		

○ Good ⊗ Best





EXOMILL VC-10

Powdered Metal High Speed Steel

ABOUT OSG

DRILLING

THREADING

MILLING

HOLDERS

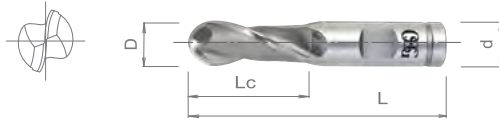
INDEX

List 621

EXOMILL VC-10 CPM-EBD

SPEED FEED 1504	VC10	BR	2 FLUTE	30°			WELDON FLAT	STUB	REG	PACKED 1 PIECE
---------------------------	-------------	-----------	----------------	------------	--	--	--------------------	-------------	------------	--------------------------

Cutting Diameter Tolerance	
1/8" ≤ D ≤ 1-1/2"	+0.0011 / -0"



EDP Number		Diameter		Length of Cut	Overall Length	Shank Diameter
		D (Fractional Size)	Lc (Inch)	L (Inch)	d (Inch)	
6210100	●	1/8	0.375	2.313	0.375	
6210200	●	3/16	0.500	2.375	0.375	
6210300	●	1/4	0.625	2.438	0.375	
6210400	●	5/16	0.750	2.500	0.375	
6210500	●	3/8	0.750	2.500	0.375	
6211100	●	1/2	1.000	3.000	0.500	
6212100	●	5/8	1.375	3.500	0.625	
6213100	●	3/4	1.625	3.875	0.750	
6215100	●	1	2.250	4.750	1.000	
6216100	●	1-1/4	2.500	5.000	1.250	
6216200	●	1-1/2	2.500	5.000	1.250	

● Stocked ○ Available Upon Request; MOQ May Apply ▲ Globally Stocked
 Note: Other coatings available upon request.



P					M			K	N		S		H				
Steel					Stainless Steel			Cast Iron	Non-Ferrous		HRSA		Hardened Steel				
Carbon Steel			Alloy Steel	Die Steel	Aluminum		Nickel Alloy		Titanium								
Low	Medium	High			6061	7075				Casting	Inconel	6Al4V (30 HRC)	~35 HRC	35-45 HRC	45-50 HRC	50-70 HRC	
1010	1035	1045	1065	4140	4340	300	400	17-4 PH	○	○	○	○	○	○	○	○	○
○	○	○	○	○	○	○	○	○	○	○	○	○	○	○	○	○	○

○ Good ○ Best





List 644

EXOMILL VC-10 CPM-EBD

SPEED FEED 1504	VC10	BR	30°			WELDON FLAT	STUB	REG	PACKED 1 PIECE
---------------------------	-------------	-----------	------------	--	--	--------------------	-------------	------------	--------------------------

Cutting Diameter Tolerance	
3/8" ≤ D ≤ 1-1/2"	+0.0011 / -0"



EDP Number			Diameter		Length of Cut	Overall Length	Shank Diameter	Number of Flutes
			D (Fractional Size)	Lc (Inch)	L (Inch)	d (Inch)		
6440500	●		3/8	0.750	2.500	0.375	4	
6441100	●		1/2	1.250	3.250	0.500	4	
6441500	●		1/2	1.250	3.250	0.500	6	
6442100	●		5/8	1.625	3.750	0.625	4	
6442500	●		5/8	1.625	3.750	0.625	6	
6443100	●		3/4	1.625	3.875	0.750	4	
6443500	●		3/4	1.625	3.875	0.750	6	
6444100	●		7/8	1.875	4.125	0.875	4	
6444500	●		7/8	1.875	4.125	0.875	6	
6445100	●		1	2.000	4.500	1.000	4	
6445500	●		1	2.000	4.500	1.000	6	
6446100	●		1-1/4	2.000	4.500	1.250	4	
6446500	●		1-1/4	2.000	4.500	1.250	6	
6446200	●		1-1/2	2.000	4.500	1.250	4	
6446600	●		1-1/2	2.000	4.500	1.250	6	

● Stocked ○ Available Upon Request; MOQ May Apply ▲ Globally Stocked
 Note: Other coatings available upon request.



ABOUT OSG

DRILLING

THREADING

MILLING

HOLDERS

INDEX

P					M			K	N		S		H			
Steel					Stainless Steel			Cast Iron	Non-Ferrous		HRSA		Hardened Steel			
Carbon Steel			Alloy Steel	Die Steel					Aluminum		Nickel Alloy	Titanium				
Low	Medium	High			300	400	17-4 PH	6061	Casting	Inconel			6Al4V (30 HRC)	~35 HRC	35-45 HRC	45-50 HRC
1010	1035	1065	4140	4340				7075								
○	○	○	⊙	⊙	⊙	⊙	⊙	○	○		○	⊙	○			

○ Good ⊙ Best





List 521

OSG COBALT HSS EBD

SPEED
FEED
1504

HSS-Co

BR

2 FLUTE

30°

WELDON
FLAT

STUB


REG

LONG

PACKED
1 PIECE

Cutting Diameter Tolerance

1/8" ≤ D ≤ 1-1/2" +0.0011 / -0"



EDP Number		Diameter	Length of Cut	Overall Length	Shank Diameter
		D (Fractional Size)	Lc (Inch)	L (Inch)	d (Inch)
5210100	●	1/8	0.375	2.313	0.375
5210200	●	3/16	0.500	2.375	0.375
5210300	●	1/4	0.625	2.438	0.375
5210400	●	5/16	0.750	2.500	0.375
5210500	●	3/8	0.750	2.500	0.375
5210600	●	3/8	1.500	3.250	0.375
5219600	●	7/16	1.000	3.000	0.500
5211100	●	1/2	1.000	3.000	0.500
5217100	●	1/2	2.000	4.000	0.500
5211200	●	9/16	1.125	3.125	0.500
5211300	●	5/8	1.125	3.125	0.500
5212100	●	5/8	1.375	3.500	0.625
5211500	●	3/4	1.313	3.313	0.500
5213100	●	3/4	1.625	3.875	0.750
5214300	●	3/4	3.000	5.250	0.750
5213200	●	7/8	1.875	4.125	0.750
5214100	●	7/8	2.000	4.250	0.875
5213300	●	1	2.250	4.500	0.750
5215100	●	1	2.250	4.750	1.000
5215200	●	1-1/8	2.250	4.750	1.000
5216100	●	1-1/4	2.500	5.000	1.250
5216200	●	1-1/2	2.500	5.000	1.250

● Stocked ○ Available Upon Request; MOQ May Apply ▲ Globally Stocked
Note: Other coatings available upon request.

STE

P					M			K	N		S		H				
Steel					Stainless Steel			Cast Iron	Non-Ferrous		HRSA		Hardened Steel				
Carbon Steel			Alloy Steel	Die Steel					Aluminum		Nickel Alloy	Titanium					
Low	Medium	High			300	400	17-4 PH		6061 7075	Casting			Inconel	6Al4V (30 HRC)	~35 HRC	35-45 HRC	45-50 HRC
○	○	○	○	○	○	○	○	○	○	○	○	○	○	○	○	○	○

○ Good ○ Best






List 526

OSG COBALT HSS LS-EBD, Reduced Neck

SPEED FEED 1504	HSS-Co	BR	2 FLUTE	30°		WELDON FLAT	REG	PACKED 1 PIECE
---------------------------	---------------	-----------	----------------	------------	--	--------------------	------------	--------------------------

Cutting Diameter Tolerance	
1/8" ≤ D ≤ 1"	+0.0011 / -0"



EDP Number		Diameter		Length of Cut		Overall Length		Shank Diameter	
		D (Fractional Size)	Lc (Inch)	L1 (Inch)	L (Inch)	d (Inch)			
5260100	●	1/8	0.375	0.813	2.375	0.375			
5260200	●	3/16	0.500	1.125	2.688	0.375			
5260300	●	1/4	0.625	1.500	3.063	0.375			
5260400	●	5/16	0.750	1.750	3.313	0.375			
5260500	●	3/8	0.750	1.750	3.313	0.375			
5269600	●	7/16	1.000	1.875	3.688	0.500			
5261100	●	1/2	1.000	2.250	4.000	0.500			
5262100	●	5/8	1.375	2.750	4.625	0.625			
5263100	●	3/4	1.625	3.375	5.375	0.750			
5265100	●	1	2.500	5.000	7.250	1.000			

● Stocked ○ Available Upon Request; MOQ May Apply ▲ Globally Stocked
 Note: Other coatings available upon request.

STE

ABOUT OSG

DRILLING

THREADING

MILLING

HOLDERS

INDEX

P					M			K	N		S		H						
Steel					Stainless Steel			Cast Iron	Non-Ferrous		HRSA		Hardened Steel						
Carbon Steel			Alloy Steel	Die Steel					Aluminum		Nickel Alloy	Titanium							
Low	Medium	High			300	400	17-4 PH		6061	Casting			Inconel	6Al4V	~35 HRC	35-45 HRC	45-50 HRC	50-70 HRC	
1010	1018	1035	1045	1065	4140	4340	○	○	○	○	○	○	○	○	○	○	○	○	○

○ Good ⊙ Best






List 544

OSG COBALT HSS EBM

SPEED FEED 1504	HSS-Co	BR	4 FLUTE	30°			WELDON FLAT	STUB	REG	LONG	PACKED 1 PIECE
---------------------------	---------------	-----------	----------------	------------	--	--	--------------------	-------------	------------	-------------	--------------------------

Cutting Diameter Tolerance	
3/8" ≤ D ≤ 1-1/2"	+0.0011 / -0"



EDP Number		Diameter		Length of Cut	Overall Length	Shank Diameter
		D (Fractional Size)	Lc (Inch)	L (Inch)	d (Inch)	
5440500	●	3/8	0.750	2.500	0.375	
5449700	●	7/16	1.250	3.250	0.500	
5441100	●	1/2	1.250	3.250	0.500	
5442100	●	5/8	1.625	3.750	0.625	
5442200	●	5/8	2.500	4.625	0.625	
5443100	●	3/4	1.625	3.875	0.750	
5444100	●	7/8	1.875	4.125	0.875	
5445100	●	1	2.000	4.500	1.000	
5446100	●	1-1/4	2.000	4.500	1.250	
5446200	●	1-1/2	2.000	4.500	1.250	

● Stocked ○ Available Upon Request; MOQ May Apply ▲ Globally Stocked
 Note: Other coatings available upon request.



P					M			K	N		S		H						
Steel					Stainless Steel			Cast Iron	Non-Ferrous		HRSA		Hardened Steel						
Carbon Steel			Alloy Steel	Die Steel	Aluminum		Nickel Alloy		Titanium										
Low	Medium	High			6061	7075				Casting	Inconel	6Al4V (30 HRC)	~35 HRC	35-45 HRC	45-50 HRC	50-70 HRC			
1010	1035	1045	1065	4140	4340	300	400	17-4 PH	○	○	○	○	○	○	○	○	○	○	○
○	○	○	○	○	○	○	○	○	○	○	○	○	○	○	○	○	○	○	○

○ Good ○ Best





List 440

OSG COBALT HSS EX-REB

SPEED FEED 150S	HSS-Co	BR	ROUGH	30°			WELDON FLAT	STUB	REG	LONG	PACKED 1 PIECE
--------------------	--------	----	-------	-----	--	--	-------------	------	-----	------	-------------------



EDP Number		Diameter		Length of Cut	Overall Length	Shank Diameter	Number of Flutes
		D (Fractional Size)	Lc (Inch)	L (Inch)	d (Inch)		
4400100	●	1/2	1.250	3.250	0.500	4	
4400300	●	1/2	2.000	4.000	0.500	4	
4400500	●	5/8	1.625	3.750	0.625	4	
4400700	●	5/8	2.500	4.625	0.625	4	
4401300	●	3/4	1.625	3.875	0.750	4	
4401500	●	3/4	3.000	5.250	0.750	4	
4410500	●	1	2.000	4.500	1.000	4	
4410900	●	1	4.000	6.500	1.000	4	
4412100	●	1-1/4	2.000	4.500	1.250	6	
4412500	●	1-1/4	4.000	6.500	1.250	6	
4413300	●	1-1/2	2.000	4.500	1.250	6	
4413700	●	1-1/2	4.000	6.500	1.250	6	
4420900	●	2	4.000	7.750	2.000	8	
4421100	●	2	6.000	9.750	2.000	8	

● Stocked ○ Available Upon Request; MOQ May Apply ▲ Globally Stocked

Note: Other coatings available upon request. 2" diameter shanks have combination drive.



ABOUT OSG

DRILLING

THREADING

MILLING

HOLDERS

INDEX

P					M			K	N		S		H			
Steel					Stainless Steel			Cast Iron	Non-Ferrous		HRSA		Hardened Steel			
Carbon Steel			Alloy Steel	Die Steel					Aluminum		Nickel Alloy	Titanium				
Low	Medium	High			300	400	17-4 PH	6061	Casting	Inconel			6Al4V (30 HRC)	~35 HRC	35-45 HRC	45-50 HRC
1010	1035	1065	4140	7075				4340								
○	○	○	○	○	○	○	○	○	○	○	○	○	○	○	○	○

○ Good ⊕ Best





Double End

Cobalt High Speed Steel

ABOUT OSG

DRILLING

THREADING

MILLING


HOLDERS

INDEX

List 523

OSG COBALT HSS DOUBLE END DDEB

SPEED FEED 1504	HSS-Co	BR	2 FLUTE	30°			WELDON FLAT	STUB	REG	PACKED 1 PIECE
---------------------------	---------------	-----------	----------------	------------	--	--	--------------------	-------------	------------	--------------------------



Cutting Diameter Tolerance	
D < Shank Diameter	+0 / -0.0011"
D = Shank Diameter	-0.0004 / -0.0015"

EDP Number		Diameter		Length of Cut	Overall Length	Shank Diameter
		D (Fractional Size)	Lc (Inch)	L (Inch)	d (Inch)	
5230100	●	1/8	0.375	3.063	0.375	
5230200	●	3/16	0.438	3.125	0.375	
5230300	●	1/4	0.500	3.125	0.375	
5230400	●	5/16	0.563	3.125	0.375	
5230500	●	3/8	0.563	3.125	0.375	
5239600	●	7/16	0.813	3.750	0.500	
5231100	●	1/2	0.813	3.750	0.500	
5232100	●	5/8	1.125	4.500	0.625	
5233100	●	3/4	1.313	5.000	0.750	
5235100	●	1	1.625	5.875	1.000	

● Stocked ○ Available Upon Request; MOQ May Apply ▲ Globally Stocked
 Note: Other coatings available upon request.



P					M			K	N		S		H				
Steel					Stainless Steel			Cast Iron	Non-Ferrous		HRSA		Hardened Steel				
Carbon Steel			Alloy Steel	Die Steel	Aluminum		Nickel Alloy		Titanium								
Low	Medium	High			6061	7075				Casting	Inconel	6Al4V (30 HRC)	~35 HRC	35-45 HRC	45-50 HRC	50-70 HRC	
1010	1035	1045	1065	4140	4340	300	400	17-4 PH	6061	7075	Casting	Inconel	6Al4V (30 HRC)	~35 HRC	35-45 HRC	45-50 HRC	50-70 HRC
○	○	○	○	○	○	○	○	○	○	○	○	○	○	○	○	○	○

○ Good ○ Best





List 570

OSG COBALT HSS DOUBLE END M-DDEB, Miniature

HSS-Co	BR	2 FLUTE	30°		STUB	PACKED 1 PIECE
--------	----	---------	-----	--	------	-------------------



Cutting Diameter Tolerance	
D < Shank Diameter	+0 / -0.0011"
D = Shank Diameter	-0.0004 / -0.0015"

EDP Number		Diameter		Length of Cut	Overall Length	Shank Diameter
		D (Fractional Size)	Lc (Inch)	L (Inch)	d (Inch)	
5707200	●	1/16	0.094	2.000	0.188	
5707400	●	3/32	0.141	2.000	0.188	
5707600	●	1/8	0.188	2.000	0.188	
5707800	●	5/32	0.234	2.000	0.188	
5708000	●	3/16	0.281	2.000	0.188	

● Stocked ○ Available Upon Request; MOQ May Apply ▲ Globally Stocked
 Note: Other coatings available upon request.



ABOUT OSG

DRILLING

THREADING

MILLING

HOLDERS

INDEX

P					M			K	N		S		H					
Steel					Stainless Steel			Cast Iron	Non-Ferrous		HRSA		Hardened Steel					
Carbon Steel			Alloy Steel	Die Steel	Aluminum		Nickel Alloy		Titanium									
Low	Medium	High			6061	7075				Casting	Inconel	6Al4V (30 HRC)	~35 HRC	35-45 HRC	45-50 HRC	50-70 HRC		
1010	1035	1065	4140	4340	300	400	17-4 PH											
○	○	○	○	○	○	○	○	○	○	○		○	○	○				

○ Good ○ Best





Double End

Cobalt High Speed Steel

ABOUT OSG

DRILLING

THREADING

MILLING


HOLDERS

INDEX

List 571

OSG COBALT HSS DOUBLE END M-DDEB, Miniature

HSS-Co	BR	2 FLUTE	30°		REG	PACKED 1 PIECE
--------	----	---------	-----	--	-----	-------------------



Cutting Diameter Tolerance	
D < Shank Diameter	+0 / -0.0011"
D = Shank Diameter	-0.0004 / -0.0015"

EDP Number		Diameter		Length of Cut	Overall Length	Shank Diameter
		D (Fractional Size)	Lc (Inch)	L (Inch)	d (Inch)	
5717200	●	1/16	0.188	2.250	0.188	
5717400	●	3/32	0.281	2.250	0.188	
5717600	●	1/8	0.375	2.250	0.188	
5717800	●	5/32	0.438	2.250	0.188	
5718000	●	3/16	0.500	2.250	0.188	

● Stocked ○ Available Upon Request; MOQ May Apply ▲ Globally Stocked
 Note: Other coatings available upon request.



P					M			K	N		S		H				
Steel					Stainless Steel			Cast Iron	Non-Ferrous		HRSA		Hardened Steel				
Carbon Steel			Alloy Steel	Die Steel	Aluminum		Nickel Alloy		Titanium	Hardened Steel							
Low	Medium	High			6061	7075				Casting	Inconel	6Al4V (30 HRC)	~35 HRC	35-45 HRC	45-50 HRC	50-70 HRC	
1010	1035	1045	1065	4140	4340	300	400	17-4 PH	6061	7075	Casting	Inconel	6Al4V (30 HRC)	~35 HRC	35-45 HRC	45-50 HRC	50-70 HRC
○	○	○	○	○	○	○	○	○	○	○	○	○	○	○	○	○	○

○ Good ○ Best






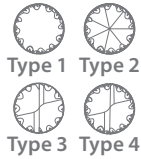
List 2061

EXOPRO® AERO-BNC, Nicked Router



SPEED FEED 1506	CARBIDE	BR	DIA	15°	SHANK h6	STUB	REG	LONG	EXTRA LONG	PACKED 1 PIECE
--------------------	---------	----	-----	-----	-------------	------	-----	------	------------	-------------------

Cutting Diameter Tolerance	
1/8" ≤ D ≤ 1/2"	+0 / -0.002"



EDP Number	Diameter D (Fractional Size)	Corner Radius R (Inch)	Length of Cut Lc (Inch)	Overall Length L (Inch)	Shank Diameter d (Inch)	Number of Flutes	Type	Surface Treatment	
									20610116
20611116	●	1/8	-	0.375	1.500	0.125	6	3	DIAMOND
20612116	●	1/8	-	0.500	1.500	0.125	8	3	DIAMOND
20610216	●	3/16	-	0.375	2.000	0.188	6	2	DIAMOND
20611216	●	3/16	-	0.563	2.000	0.188	6	3	DIAMOND
20612216	●	3/16	-	0.750	2.000	0.188	8	3	DIAMOND
20610316	●	1/4	-	0.500	2.500	0.250	8	2	DIAMOND
20613416	●	1/4	-	0.750	2.500	0.250	8	2	DIAMOND
20611316	●	1/4	-	0.750	2.500	0.250	10	3	DIAMOND
20612316	●	1/4	-	0.750	2.500	0.250	10	2	DIAMOND
20612416	●	1/4	-	0.750	2.500	0.250	12	2	DIAMOND
20617316	●	1/4	0.030	1.000	3.000	0.250	12	2	DIAMOND
20614400	●	1/4	-	1.000	3.000	0.250	12	2	BRIGHT
20613216	●	1/4	-	1.000	3.000	0.250	8	2	DIAMOND
20616316	●	1/4	-	1.000	3.000	0.250	8	4	DIAMOND
20613316	●	1/4	-	1.000	3.000	0.250	10	3	DIAMOND
20614316	●	1/4	-	1.000	3.000	0.250	10	2	DIAMOND
20614416	●	1/4	-	1.000	3.000	0.250	12	2	DIAMOND
20616416	●	1/4	-	1.000	3.000	0.250	12	4	DIAMOND
20615216	●	1/4	-	1.250	4.000	0.250	8	2	DIAMOND
20615316	●	1/4	-	1.250	4.000	0.250	12	1	DIAMOND
20610416	●	5/16	-	1.000	2.500	0.313	10	3	DIAMOND
20610516	●	3/8	-	0.750	2.500	0.375	12	2	DIAMOND
20616816	●	3/8	0.030	1.125	3.000	0.375	12	2	DIAMOND
20611516	●	3/8	-	1.125	3.000	0.375	12	3	DIAMOND
20612516	●	3/8	-	1.125	3.000	0.375	12	2	DIAMOND
20616516	●	3/8	-	1.250	3.000	0.375	12	4	DIAMOND
20613516	●	3/8	-	1.500	4.000	0.375	12	3	DIAMOND
20614516	●	3/8	-	1.500	4.000	0.375	12	2	DIAMOND
20615516	●	3/8	-	2.000	4.000	0.375	12	1	DIAMOND
20616716	●	1/2	-	0.875	2.875	0.500	14	1	DIAMOND
20613716	●	1/2	0.030	1.000	3.000	0.500	14	2	DIAMOND
20610716	●	1/2	-	1.000	3.000	0.500	14	3	DIAMOND
20611716	●	1/2	-	1.000	3.000	0.500	14	2	DIAMOND
20615716	●	1/2	-	1.000	3.000	0.500	14	4	DIAMOND
20612716	●	1/2	-	2.000	4.000	0.500	16	2	DIAMOND

● Stocked ○ Available Upon Request; MOQ May Apply ▲ Globally Stocked

Note: Type 1: Non End Cutting

Type 2: Bur End

Type 3: End Mill Cut

Type 4: Drill Point



Carbon Fiber (CFRP)	Glass Fiber (GFRP)	Aramid Fiber (AFRP)	Honeycomb					Carbon/Carbon	Carbon Fiber/Aluminum Stack	Carbon Fiber/Titanium Stack	Carbon Fiber/Al/Ti/CRES Stack
			CFRP/Nomex	GFRP/Nomex	AFRP	CFRP/Al	Al/Al				
○	○	○	○	○	○	○	○	○	○	○	○

○ Good ○ Best





EXOPRO® AERO-HBC

Diamond Coated Routers for Milling CFRP and Other Composites

ABOUT OSG

DRILLING

THREADING

MILLING

HOLDERS

INDEX

List 2066

EXOPRO® AERO-HBC, 30° Compression Router

SPEED FEED 1506	CARBIDE	DIA	4 FLUTE	30°			SHANK h6	REG	LONG	PACKED 1 PIECE
---------------------------	----------------	------------	----------------	------------	--	--	--------------------	------------	-------------	--------------------------

Cutting Diameter Tolerance	
1/8" ≤ D ≤ 1/2"	+0 / -0.002"



EDP Number		Diameter		Compression Length	Length of Cut	Overall Length	Shank Diameter
		D (Fractional Size)	L2 (Inch)	Lc (Inch)	L (Inch)	d (Inch)	
20660116	●	1/8	0.125	0.560	1.500	0.125	
20660316	●	1/4	0.250	0.750	2.500	0.250	
20660516	●	3/8	0.375	0.875	3.000	0.375	
20660716	●	1/2	0.500	1.500	3.000	0.500	

● Stocked ○ Available Upon Request; MOQ May Apply ▲ Globally Stocked



Carbon Fiber (CFRP)	Glass Fiber (GFRP)	Aramid Fiber (AFRP)	Honeycomb					Carbon/Carbon	Carbon Fiber/Aluminum Stack	Carbon Fiber/Titanium Stack	Carbon Fiber/Al/Ti/CRES Stack
			CFRP/Nomex	GFRP/Nomex	AFRP	CFRP/Al	Al/Al				
⊙	⊙	○	○	○	○	○	○				

○ Good ⊙ Best





List 2064

EXOPRO® AERO-HBC 45, 45° Compression Router

SPEED FEED 1506	CARBIDE	DIA	4 FLUTE	45°		SHANK h6	REG	LONG	EXTRA LONG	PACKED 1 PIECE
---------------------------	----------------	------------	----------------	------------	--	--------------------	------------	-------------	-------------------	--------------------------

Cutting Diameter Tolerance	
1/4" ≤ D ≤ 1/2"	+0 / -0.002"



EDP Number		Diameter	Compression Length	Length of Cut	Overall Length	Shank Diameter
		D (Fractional Size)	L2 (Inch)	Lc (Inch)	L (Inch)	d (Inch)
20642516	●	1/4	0.250	0.750	3.000	0.250
20643516	●	3/8	0.375	0.750	3.000	0.375
20643616	●	3/8	0.375	2.000	4.000	0.375
20645016	●	1/2	0.500	1.000	3.000	0.500
20645116	●	1/2	0.500	2.000	4.000	0.500

● Stocked ○ Available Upon Request; MOQ May Apply ▲ Globally Stocked



ABOUT OSG

DRILLING

THREADING

MILLING

HOLDERS

INDEX

Carbon Fiber (CFRP)	Glass Fiber (GFRP)	Aramid Fiber (AFRP)	Honeycomb					Carbon/Carbon	Carbon Fiber/Aluminum Stack	Carbon Fiber/Titanium Stack	Carbon Fiber/Al/Ti/CRES Stack
			CFRP/Nomex	GFRP/Nomex	AFRP	CFRP/Al	Al/Al				
◎	◎	○	○	○	○	○	○				

○ Good ◎ Best





EXOPRO® AERO-HBC 60

Diamond Coated Routers for Milling CFRP and Other Composites

ABOUT OSG

DRILLING

THREADING

MILLING

HOLDERS

INDEX

List 2068

EXOPRO® AERO-HBC 60, 60° Compression Router

SPEED FEED 1507	CARBIDE	DIA	2 FLUTE	60°		SHANK h6	REG	LONG	EXTRA LONG	PACKED 1 PIECE
---------------------------	----------------	------------	----------------	------------	--	--------------------	------------	-------------	-------------------	--------------------------

Cutting Diameter Tolerance	
1/4" ≤ D ≤ 1/2"	+0 / -0.002"



EDP Number		Diameter	Compression Length	Length of Cut	Overall Length	Shank Diameter
		D (Fractional Size)	L2 (Inch)	Lc (Inch)	L (Inch)	d (Inch)
20682516	●	1/4	0.188	0.750	3.000	0.250
20683516	●	3/8	0.281	0.750	3.000	0.375
20683616	●	3/8	0.281	2.000	4.000	0.375
20685016	●	1/2	0.375	1.000	3.000	0.500
20685116	●	1/2	0.375	2.000	4.000	0.500

● Stocked ○ Available Upon Request; MOQ May Apply ▲ Globally Stocked



Carbon Fiber (CFRP)	Glass Fiber (GFRP)	Aramid Fiber (AFRP)	Honeycomb					Carbon/Carbon	Carbon Fiber/Aluminum Stack	Carbon Fiber/Titanium Stack	Carbon Fiber/Al/Ti/CRES Stack
			CFRP/Nomex	GFRP/Nomex	AFRP	CFRP/Al	Al/Al				
◎	◎	○	◎	◎	◎	◎	◎				

○ Good ◎ Best





List 2680

EXOPRO® AERO-REC, Roughing Router

SPEED FEED 1508	CARBIDE	DIA	15°			SHANK h6	REG	LONG	PACKED 1 PIECE
---------------------------	----------------	------------	------------	--	--	--------------------	------------	-------------	--------------------------

Cutting Diameter Tolerance	
1/4" ≤ D ≤ 1/2"	+0 / -0.002"



EDP Number		Diameter	Length of Cut	Overall Length	Shank Diameter	Number of Flutes
		D (Fractional Size)	Lc (Inch)	L (Inch)	d (Inch)	
26809316	●	15/64	0.750	2.500	0.250	4
26805316	●	1/4	0.500	2.500	0.250	4
26800316	●	1/4	0.750	2.500	0.250	4
26806316	●	1/4	1.000	3.000	0.250	4
26809416	●	5/16	0.938	3.000	0.375	6
26809516	●	23/64	1.125	3.000	0.375	6
26805516	●	3/8	0.750	3.000	0.375	6
26800516	●	3/8	1.125	3.000	0.375	6
26809616	●	7/16	1.313	3.000	0.500	8
26809716	●	31/64	1.500	3.000	0.500	8
26805716	●	1/2	1.000	3.000	0.500	8
26800716	●	1/2	1.500	3.000	0.500	8

● Stocked ○ Available Upon Request; MOQ May Apply ▲ Globally Stocked



ABOUT OSG

DRILLING

THREADING

MILLING

HOLDERS

INDEX

Carbon Fiber (CFRP)	Glass Fiber (GFRP)	Aramid Fiber (AFRP)	Honeycomb					Carbon/Carbon	Carbon Fiber/Aluminum Stack	Carbon Fiber/Titanium Stack	Carbon Fiber/Al/Ti/CRES Stack
			CFRP/Nomex	GFRP/Nomex	AFRP	CFRP/Al	Al/Al				
○	○		○	○		○	○				

○ Good ○ Best





ABOUT OSG

DRILLING

THREADING

MILLING

HOLDERS

INDEX

List 2650

EXOPRO® AERO-MFR, Finishing Router

SPEED FEED 1509	CARBIDE	DIA	15°	SHANK h6	REG	LONG	PACKED 1 PIECE
---------------------------	----------------	------------	------------	--------------------	------------	-------------	--------------------------

Cutting Diameter Tolerance	
1/4" ≤ D ≤ 1/2"	+0 / -0.002"



EDP Number		Diameter		Length of Cut		Overall Length		Shank Diameter		Number of Flutes
		D (Fractional Size)		Lc (Inch)		L (Inch)		d (Inch)		
26500316	●	1/4		0.750		2.500		0.250		8
26501316	●	1/4		1.000		3.000		0.250		8
26500616	●	3/8		1.125		3.000		0.375		12
26501516	●	3/8		1.500		3.000		0.375		12
26500716	●	1/2		1.500		4.000		0.500		14
26501716	●	1/2		2.000		4.000		0.500		14

● Stocked ○ Available Upon Request; MOQ May Apply ▲ Globally Stocked



Carbon Fiber (CFRP)	Glass Fiber (GFRP)	Aramid Fiber (AFRP)	Honeycomb					Carbon/ Carbon	Carbon Fiber/ Aluminum Stack	Carbon Fiber/ Titanium Stack	Carbon Fiber/Al/ Ti/CRES Stack
			CFRP/ Nomex	GFRP/ Nomex	AFRP	CFRP/Al	Al/Al				
○	○		○	○		○	○				

○ Good ○ Best





List 668

OSG AERO-HBC 60, 60° Compression Router

SPEED FEED 1507	CARBIDE	BR	2 FLUTE	60°		SHANK h6	REG	LONG	EXTRA LONG	PACKED 1 PIECE
---------------------------	----------------	-----------	----------------	------------	--	--------------------	------------	-------------	-------------------	--------------------------

Cutting Diameter Tolerance	
1/4" ≤ D ≤ 1/2"	+0 / -0.0015"



EDP Number		Diameter	Compression Length	Length of Cut	Overall Length	Shank Diameter
		D (Fractional Size)	L2 (Inch)	Lc (Inch)	L (Inch)	d (Inch)
668-2501	●	1/4	0.188	0.750	2.500	0.250
668-3751	●	3/8	0.281	0.750	3.000	0.375
668-3752	●	3/8	0.281	2.000	4.000	0.375
668-5001	●	1/2	0.375	1.000	3.000	0.500
668-5002	●	1/2	0.375	2.000	4.000	0.500

● Stocked ○ Available Upon Request; MOQ May Apply ▲ Globally Stocked



ABOUT OSG

DRILLING

THREADING

MILLING

HOLDERS

INDEX

Carbon Fiber (CFRP)	Glass Fiber (GFRP)	Aramid Fiber (AFRP)	Honeycomb					Carbon/Carbon	Carbon Fiber/Aluminum Stack	Carbon Fiber/Titanium Stack	Carbon Fiber/Al/Ti/CRES Stack
			CFRP/Nomex	GFRP/Nomex	AFRP	CFRP/Al	Al/Al				
		○	○	○	○	○					

○ Good ○ Best





CARBIDE AERO-HFR


Carbide Routers for CFRP & Composites

List 641R

OSG AERO-HFR, Roughing Router

SPEED FEED 1510	CARBIDE	BR	30°		SHANK h6	REG	LONG	EXTRA LONG	PACKED 1 PIECE
---------------------------	----------------	-----------	------------	--	--------------------	------------	-------------	-------------------	--------------------------

Cutting Diameter Tolerance	
3/16" ≤ D ≤ 1/2"	+0 / -0.003"



EDP Number	Diameter	Length of Cut	Overall Length	Shank Diameter	Type	
						D (Fractional Size)
641-1871	●	3/16	1.000	3.000	0.250	1
641-1872	●	3/16	1.000	3.000	0.250	2
641-1873	●	3/16	1.000	3.000	0.250	3
641-1874	●	3/16	1.000	3.000	0.250	4
641-2501	●	1/4	1.000	3.000	0.250	1
641-2502	●	1/4	1.000	3.000	0.250	2
641-2503	●	1/4	1.000	3.000	0.250	3
641-2504	●	1/4	1.000	3.000	0.250	4
641-3751	●	3/8	1.000	3.000	0.375	1
641-3752	●	3/8	1.000	3.000	0.375	2
641-3753	●	3/8	1.000	3.000	0.375	3
641-3754	●	3/8	1.000	3.000	0.375	4
641-5001	●	1/2	1.000	3.000	0.500	1
641-5002	●	1/2	1.000	3.000	0.500	2
641-5003	●	1/2	1.000	3.000	0.500	3
641-5004	●	1/2	1.000	3.000	0.500	4

● Stocked ○ Available Upon Request; MOQ May Apply ▲ Globally Stocked

Note: Type 1: Non End Cutting

Type 2: Bur End

Type 3: End Mill Cut

Type 4: Drill Point



ABOUT OSG

DRILLING

THREADING

MILLING

HOLDERS

INDEX

Carbon Fiber (CFRP)	Glass Fiber (GFRP)	Aramid Fiber (AFRP)	Honeycomb					Carbon/Carbon	Carbon Fiber/Aluminum Stack	Carbon Fiber/Titanium Stack	Carbon Fiber/Al/Ti/CRES Stack
			CFRP/Nomex	GFRP/Nomex	AFRP	CFRP/Al	Al/Al				
○	○		○	○		○	○				

○ Good ○ Best

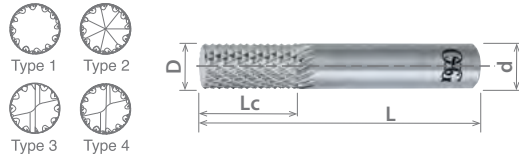


List 640

OSG STANDARD CARBIDE, Fiberglass Routers, Diamond Cut

CARBIDE	BR	30°	SHANK h6	REG	LONG	PACKED 1 PIECE
---------	----	-----	-------------	-----	------	-------------------

Cutting Diameter Tolerance	
3/16" ≤ D ≤ 1/2"	+0 / -0.003"



EDP Number		Diameter	Length of Cut	Overall Length	Shank Diameter	Type
		D (Fractional Size)	Lc (Inch)	L (Inch)	d (Inch)	
640-0621	●	1/16	0.188	1.500	0.125	1
640-0622	●	1/16	0.188	1.500	0.125	2
640-0623	●	1/16	0.188	1.500	0.125	3
640-0624	●	1/16	0.188	1.500	0.125	4
640-0931	●	3/32	0.313	1.500	0.125	1
640-0932	●	3/32	0.313	1.500	0.125	2
640-0933	●	3/32	0.313	1.500	0.125	3
640-0934	●	3/32	0.313	1.500	0.125	4
640-1251	●	1/8	0.438	1.500	0.125	1
640-1252	●	1/8	0.438	1.500	0.125	2
640-1253	●	1/8	0.438	1.500	0.125	3
640-1254	●	1/8	0.438	1.500	0.125	4
640-1871	●	3/16	0.625	2.000	0.188	1
640-1872	●	3/16	0.625	2.000	0.188	2
640-1873	●	3/16	0.625	2.000	0.188	3
640-1874	●	3/16	0.625	2.000	0.188	4
640-1881	●	3/16	0.625	2.000	0.250	1
640-1882	●	3/16	0.625	2.000	0.250	2
640-1883	●	3/16	0.625	2.000	0.250	3
640-1884	●	3/16	0.625	2.000	0.250	4
640-2501	●	1/4	0.750	2.000	0.250	1
640-2502	●	1/4	0.750	2.000	0.250	2
640-2503	●	1/4	0.750	2.000	0.250	3
640-2504	●	1/4	0.750	2.000	0.250	4
640-2511	●	1/4	0.750	2.500	0.250	1
640-2512	●	1/4	0.750	2.500	0.250	2
640-2513	●	1/4	0.750	2.500	0.250	3
640-2514	●	1/4	0.750	2.500	0.250	4
640-3121	●	5/16	1.000	2.500	0.313	1
640-3122	●	5/16	1.000	2.500	0.313	2
640-3123	●	5/16	1.000	2.500	0.313	3
640-3124	●	5/16	1.000	2.500	0.313	4
640-3751	●	3/8	1.000	2.500	0.375	1
640-3752	●	3/8	1.000	2.500	0.375	2
640-3753	●	3/8	1.000	2.500	0.375	3
640-3754	●	3/8	1.000	2.500	0.375	4
640-5001	●	1/2	1.000	3.000	0.500	1
640-5002	●	1/2	1.000	3.000	0.500	2
640-5003	●	1/2	1.000	3.000	0.500	3
640-5004	●	1/2	1.000	3.000	0.500	4

● Stocked ○ Available Upon Request; MOQ May Apply ▲ Globally Stocked

Note: Type 1: Non End Cutting

Type 2: Bur End

Type 3: End Mill Cut

Type 4: Drill Point



Carbon Fiber (CFRP)	Glass Fiber (GFRP)	Aramid Fiber (AFRP)	Honeycomb					Carbon/Carbon	Carbon Fiber/Aluminum Stack	Carbon Fiber/Titanium Stack	Carbon Fiber/Al/Ti/CRES Stack
			CFRP/Nomex	GFRP/Nomex	AFRP	CFRP/Al	Al/Al				
	○										

○ Good ⊙ Best





List 591

OSG COBALT HSS TPET, 1° Taper per Side

SPEED FEED 1511	HSS-Co	BR	3 FLUTE	25°			WELDON FLAT	REG	LONG	EXTRA LONG	PACKED 1 PIECE
---------------------------	---------------	-----------	----------------	------------	--	--	--------------------	------------	-------------	-------------------	--------------------------

Cutting Diameter Tolerance	
1/16" ≤ D ≤ 5/8"	+0 / -10'



EDP Number		Diameter		Length of Cut	Overall Length	Shank Diameter
		D (Fractional Size)	Lc (Inch)	L (Inch)	d (Inch)	
5910100	●	1/16	0.500	1.750	0.188	
5910200	●	1/16	1.000	2.250	0.188	
5911100	●	5/64	0.500	1.750	0.188	
5911200	●	5/64	1.000	2.250	0.188	
5912100	●	3/32	0.750	2.000	0.188	
5912400	●	3/32	1.500	2.688	0.188	
5914100	●	1/8	0.375	1.625	0.188	
5914200	●	1/8	0.750	2.000	0.188	
5914300	●	1/8	1.000	2.250	0.188	
5915100	●	3/16	0.750	2.625	0.375	
5915200	●	3/16	1.250	3.125	0.375	
5916100	●	1/4	0.750	2.500	0.375	
5916300	●	1/4	1.250	3.000	0.375	
5916400	●	1/4	2.250	4.000	0.375	
5916500	●	1/4	3.250	5.000	0.375	
5917100	●	3/8	1.250	3.250	0.500	
5917200	●	3/8	2.250	4.250	0.500	
5917300	●	3/8	3.250	5.250	0.500	
5918100	●	1/2	1.250	3.250	0.500	
5918200	●	1/2	2.250	4.250	0.500	
5918300	●	1/2	3.250	5.375	0.625	
5919100	●	5/8	4.250	6.500	0.750	

● Stocked ○ Available Upon Request; MOQ May Apply ▲ Globally Stocked
 Note: Other coatings available upon request.

STE

P					M			K	N		S		H						
Steel					Stainless Steel			Cast Iron	Non-Ferrous		HRSA		Hardened Steel						
Carbon Steel			Alloy Steel	Die Steel					Aluminum		Nickel Alloy	Titanium							
Low	Medium	High			300	400	17-4 PH		6061 7075	Casting			Inconel	6Al4V (30 HRC)	~35 HRC	35-45 HRC	45-50 HRC	50-70 HRC	
1010	1035	1045	1065	4140	4340														
○	○	○	○	⊗	⊗	○	○	○	○	○	○	○	○	○	○	○	○	○	○

○ Good ⊗ Best





List 593

OSG COBALT HSS TPET, 2° Taper per Side

SPEED FEED 1512	HSS-Co	BR	3 FLUTE	25°			WELDON FLAT	REG	LONG	EXTRA LONG	PACKED 1 PIECE
---------------------------	---------------	-----------	----------------	------------	--	--	--------------------	------------	-------------	-------------------	--------------------------

Cutting Diameter Tolerance	
1/16" ≤ D ≤ 5/8"	+0 / -10'



EDP Number		Diameter		Length of Cut		Overall Length		Shank Diameter	
		D (Fractional Size)	Lc (Inch)	L (Inch)	d (Inch)				
5930100	●	1/16	0.500	1.750	0.188				
5930200	●	1/16	1.000	2.250	0.188				
5931100	●	5/64	0.500	1.750	0.188				
5931200	●	5/64	1.000	2.250	0.188				
5931300	●	5/64	1.500	2.688	0.188				
5932100	●	3/32	0.750	2.000	0.188				
5932300	●	3/32	1.250	2.500	0.188				
5934200	●	1/8	0.750	2.000	0.188				
5934300	●	1/8	1.000	2.875	0.375				
5935100	●	3/16	0.750	2.625	0.375				
5935200	●	3/16	1.250	3.125	0.375				
5936100	●	1/4	0.750	2.500	0.375				
5936300	●	1/4	1.250	3.000	0.375				
5936400	●	1/4	2.250	4.375	0.500				
5936500	●	1/4	3.250	5.250	0.500				
5937100	●	3/8	1.250	3.250	0.500				
5937200	●	3/8	2.250	4.250	0.500				
5937300	●	3/8	3.250	5.375	0.625				
5938100	●	1/2	1.250	3.250	0.500				
5938200	●	1/2	2.250	4.375	0.625				
5938300	●	1/2	3.250	5.375	0.625				
5939100	●	5/8	4.250	6.500	0.750				

● Stocked ○ Available Upon Request; MOQ May Apply ▲ Globally Stocked
 Note: Other coatings available upon request.



ABOUT OSG

DRILLING

THREADING

MILLING

HOLDERS

INDEX

P					M			K	N		S		H			
Steel					Stainless Steel			Cast Iron	Non-Ferrous		HRSA		Hardened Steel			
Carbon Steel			Alloy Steel	Die Steel	300	400	17-4 PH		Aluminum		Nickel Alloy	Titanium				
Low	Medium	High							6061	Casting			Inconel	6Al4V (30 HRC)	~35 HRC	35-45 HRC
1010	1035	1065	4140	4340				7075								
○	○	○	⊗	⊗	○	○	○	○	○	○	○	○	○	○	○	○

○ Good ⊗ Best





List 594

OSG COBALT HSS TPET, 3° Taper per Side

SPEED
FEED
1512

HSS-Co

BR

3 FLUTE

25°

REG

LONG

WELDON
FLAT

REG

LONG


EXTRA
LONG

PACKED
1 PIECE

Cutting Diameter Tolerance

3/32" ≤ D ≤ 1/2"

+0 / -10'



EDP Number		Diameter	Length of Cut	Overall Length	Shank Diameter
		D (Fractional Size)	Lc (Inch)	L (Inch)	d (Inch)
5942200	●	3/32	1.000	2.875	0.375
5942300	●	3/32	1.250	3.125	0.375
5942400	●	3/32	1.500	3.375	0.375
5942500	●	3/32	2.000	3.750	0.375
5942600	●	3/32	2.500	4.250	0.375
5943100	●	7/64	1.000	2.875	0.375
5943200	●	7/64	1.500	3.375	0.375
5943300	●	7/64	2.000	3.750	0.375
5944200	●	1/8	0.750	2.625	0.375
5944300	●	1/8	1.000	2.875	0.375
5944400	●	1/8	1.125	3.000	0.375
5944700	●	1/8	1.500	3.375	0.375
5944800	●	1/8	2.000	3.750	0.375
5944900	●	1/8	2.500	4.500	0.500
5945000	●	1/8	3.000	5.000	0.500
5945100	●	3/16	0.750	2.625	0.375
5945200	●	3/16	1.250	3.125	0.375
5945400	●	3/16	2.500	4.500	0.500
5945500	●	3/16	3.000	5.000	0.500
5945600	●	3/16	3.250	5.375	0.625
5945700	●	3/16	4.000	6.125	0.625
5946100	●	1/4	0.750	2.500	0.375
5946200	●	1/4	1.000	2.750	0.375
5946300	●	1/4	1.250	3.250	0.500
5946400	●	1/4	2.250	4.250	0.500
5946500	●	1/4	3.250	5.250	0.500
5946600	●	1/4	4.000	6.250	0.750
5947100	●	3/8	1.250	3.250	0.500
5947200	●	3/8	2.250	4.375	0.625
5947300	●	3/8	3.250	5.375	0.625
5948100	●	1/2	1.250	3.250	0.500
5948200	●	1/2	2.250	4.375	0.625

● Stocked ○ Available Upon Request; MOQ May Apply ▲ Globally Stocked

Note: Other coatings available upon request.

STE

P					M			K	N		S		H				
Steel					Stainless Steel			Cast Iron	Non-Ferrous		HRSA		Hardened Steel				
Carbon Steel			Alloy Steel	Die Steel	300	400	17-4 PH		Aluminum		Nickel Alloy	Titanium	Hardened Steel				
Low	Medium	High							6061	Casting			Inconel	6Al4V (30 HRC)	~35 HRC	35-45 HRC	45-50 HRC
1010	1035	1045	1065	4140	4340												
○	○	○	○	○	○	○	○	○	○	○	○	○	○	○	○	○	○

○ Good ○ Best




List 595

OSG COBALT HSS TPET, 5° Taper per Side

SPEED FEED 1513	HSS-Co	BR	3 FLUTE	25°		WELDED FLAT	REG	LONG	EXTRA LONG	PACKED 1 PIECE
---------------------------	---------------	-----------	----------------	------------	--	--------------------	------------	-------------	-------------------	--------------------------

Cutting Diameter Tolerance	
3/32" ≤ D ≤ 1/2"	+0 / -10'



EDP Number		Diameter	Length of Cut	Overall Length	Shank Diameter
		D (Fractional Size)	Lc (Inch)	L (Inch)	d (Inch)
5952100	●	3/32	0.750	2.625	0.375
5952200	●	3/32	1.000	2.875	0.375
5952300	●	3/32	1.250	3.000	0.375
5952400	●	3/32	1.500	3.313	0.375
5952500	●	3/32	2.000	4.000	0.500
5952600	●	3/32	2.500	4.625	0.625
5953100	●	7/64	1.000	2.875	0.375
5953200	●	7/64	1.500	3.313	0.375
5953300	●	7/64	2.000	4.000	0.500
5954200	●	1/8	0.750	2.625	0.375
5954300	●	1/8	1.000	2.875	0.375
5954400	●	1/8	1.125	2.875	0.375
5954700	●	1/8	1.500	3.250	0.375
5954800	●	1/8	2.000	3.750	0.375
5954900	●	1/8	2.500	4.500	0.500
5955000	●	1/8	3.000	5.250	0.750
5955100	●	3/16	0.750	2.563	0.375
5955200	●	3/16	1.250	3.375	0.500
5955400	●	3/16	2.500	4.625	0.625
5955500	●	3/16	3.000	5.250	0.750
5955600	●	3/16	3.250	5.500	0.750
5955700	●	3/16	4.000	6.250	0.750
5956100	●	1/4	0.750	2.500	0.375
5956200	●	1/4	1.000	3.000	0.500
5956300	●	1/4	1.250	3.250	0.500
5956400	●	1/4	2.250	4.375	0.625
5956500	●	1/4	3.250	5.500	0.750
5956600	●	1/4	4.000	6.250	0.750
5957100	●	3/8	1.250	3.375	0.625
5957200	●	3/8	2.250	4.500	0.750
5957300	●	3/8	3.250	5.500	0.750
5958100	●	1/2	1.250	3.250	0.500

● Stocked ○ Available Upon Request; MOQ May Apply ▲ Globally Stocked
 Note: Other coatings available upon request.

STE

P					M			K	N		S		H				
Steel					Stainless Steel			Cast Iron	Non-Ferrous		HRSA		Hardened Steel				
Carbon Steel			Alloy Steel	Die Steel					Aluminum		Nickel Alloy	Titanium					
Low	Medium	High							6061	Casting			Inconel	6Al4V (30 HRC)	~35 HRC	35-45 HRC	45-50 HRC
1010	1035	1065	4140	4340	300	400	17-4 PH	6061	7075								
○	○	○	⊗	⊗	○	○	○	○	○	○		○	○	○	○		

○ Good ⊗ Best






List 596

OSG COBALT HSS TPET, 7° Taper per Side

SPEED FEED 1513	HSS-Co	BR	3 FLUTE	25°			WELDON FLAT	REG	LONG	EXTRA LONG	PACKED 1 PIECE
Cutting Diameter Tolerance											
5/64" ≤ D ≤ 1/2"										+0 / -10'	



EDP Number		Diameter		Length of Cut		Overall Length		Shank Diameter	
		D (Fractional Size)		Lc (Inch)		L (Inch)		d (Inch)	
5961200	●	5/64		1.000		2.750		0.375	
5962200	●	3/32		1.000		2.750		0.375	
5962300	●	3/32		1.250		3.000		0.375	
5962400	●	3/32		1.500		3.500		0.500	
5964200	●	1/8		0.750		2.563		0.375	
5964300	●	1/8		1.000		2.750		0.375	
5964700	●	1/8		1.500		3.500		0.500	
5965200	●	3/16		1.250		3.250		0.500	
5966100	●	1/4		0.750		2.500		0.375	
5966300	●	1/4		1.250		3.250		0.500	
5966400	●	1/4		2.250		4.500		0.750	
5967200	●	3/8		2.250		4.500		0.750	
5968100	●	1/2		1.250		3.375		0.625	

● Stocked ○ Available Upon Request; MOQ May Apply ▲ Globally Stocked
Note: Other coatings available upon request.



P					M			K	N		S		H			
Steel					Stainless Steel			Cast Iron	Non-Ferrous		HRSA		Hardened Steel			
Carbon Steel			Alloy Steel	Die Steel					Aluminum		Nickel Alloy	Titanium				
Low	Medium	High							6061	Casting			Inconel	6Al4V (30 HRC)	~35 HRC	35-45 HRC
1010	1035	1065	4140	4340	300	400	17-4 PH		6061	7075		6Al4V (30 HRC)	~35 HRC	35-45 HRC	45-50 HRC	50-70 HRC
○	○	○	⊙	⊙	○	○	○	○	○	○		○	○	○		


○ Good ⊙ Best



List 597

OSG COBALT HSS TPET, 10° Taper per Side

SPEED FEED 1514	HSS-Co	BR	3 FLUTE	25°			WELDON FLAT	REG	LONG	EXTRA LONG	PACKED 1 PIECE
Cutting Diameter Tolerance											
3/32" ≤ D ≤ 1/4" +0 / -10'											



EDP Number		Diameter	Length of Cut	Overall Length	Shank Diameter
		D (Fractional Size)	Lc (Inch)	L (Inch)	d (Inch)
5972400	●	3/32	1.500	3.625	0.625
5974200	●	1/8	0.750	2.750	0.500
5974500	●	1/8	1.250	3.375	0.625
5976100	●	1/4	0.750	2.750	0.500
5976300	●	1/4	1.250	3.375	0.625
5976400	●	1/4	2.250	4.500	0.750

● Stocked ○ Available Upon Request; MOQ May Apply ▲ Globally Stocked
 Note: Other coatings available upon request.



ABOUT OSG

DRILLING

THREADING

MILLING

HOLDERS

INDEX

P					M			K	N		S		H			
Steel					Stainless Steel			Cast Iron	Non-Ferrous		HRSA		Hardened Steel			
Carbon Steel			Alloy Steel	Die Steel	300	400	17-4 PH		Aluminum		Nickel Alloy	Titanium				
Low	Medium	High							6061	7075			Casting	Inconel	6Al4V (30 HRC)	~35 HRC
1010	1035	1065	4140	4340												
○	○	○	⊗	⊗	○	○	○	○	○	○		○	○	○		

○ Good ⊗ Best






List 801

OSG Carbide Bur SA-Cylindrical

SPEED FEED 1518	CARBIDE	BR	STUB	REG	LONG	PACKED 1 PIECE
--------------------	---------	----	------	-----	------	-------------------



EDP Number		Diameter		Length of Cut		Overall Length		Shank Diameter		Style
		D (Fractional Size)	D (mm)	Lc (Inch)	Lc (mm)	L (Inch)	L (mm)	d (Inch)	d (mm)	
801-1250-60	●	-	3.00	-	12.00	-	56.00	-	6.00	SA-11M
801-1250-60-EC	●	-	3.00	-	12.00	-	56.00	-	6.00	SA-11M
801-1250	●	1/8	-	0.500	-	2.330	-	0.250	-	SA-11
801-1250-EC	●	1/8	-	0.500	-	2.330	-	0.250	-	SA-11
801-1875	●	3/16	-	0.625	-	2.000	-	0.250	-	SA-14
801-1875-EC	●	3/16	-	0.625	-	2.000	-	0.250	-	SA-14
801-1875-60	●	-	5.00	-	16.00	-	50.00	-	6.00	SA-14M
801-1875-60-EC	●	-	5.00	-	16.00	-	50.00	-	6.00	SA-14M
801-2362	●	-	6.00	-	16.00	-	50.00	-	6.00	SA-1M
801-2362-EC	●	-	6.00	-	16.00	-	50.00	-	6.00	SA-1M
801-2500	●	1/4	-	0.625	-	2.000	-	0.250	-	SA-1
801-2500-EC	●	1/4	-	0.625	-	2.000	-	0.250	-	SA-1
801-3125	●	5/16	-	0.750	-	2.750	-	0.250	-	SA-2
801-3125-EC	●	5/16	-	0.750	-	2.750	-	0.250	-	SA-2
801-3125-60	●	-	8.00	-	19.00	-	63.00	-	6.00	SA-2M
801-3125-60-EC	●	-	8.00	-	19.00	-	63.00	-	6.00	SA-2M
801-3750-60	●	-	9.50	-	19.00	-	63.00	-	6.00	SA-3M
801-3750-60-EC	●	-	9.50	-	19.00	-	63.00	-	6.00	SA-3M
801-3750	●	3/8	-	0.750	-	2.500	-	0.250	-	SA-3
801-3750-EC	●	3/8	-	0.750	-	2.500	-	0.250	-	SA-3
801-4375-60	●	-	11.00	-	25.00	-	63.00	-	6.00	SA-4M
801-4375-60-EC	●	-	11.00	-	25.00	-	63.00	-	6.00	SA-4M
801-4375	●	7/16	-	1.000	-	3.000	-	0.250	-	SA-4
801-4375-EC	●	7/16	-	1.000	-	3.000	-	0.250	-	SA-4
801-5000-60	●	-	12.70	-	25.00	-	69.00	-	6.00	SA-5M
801-5000-60-EC	●	-	12.70	-	25.00	-	69.00	-	6.00	SA-5M
801-5001-60	●	-	12.70	-	12.70	-	58.00	-	6.00	SA-5MF
801-5001-60-EC	●	-	12.70	-	12.70	-	58.00	-	6.00	SA-5MF
801-5001	●	1/2	-	0.500	-	2.500	-	0.250	-	SA-5F
801-5001-EC	●	1/2	-	0.500	-	2.500	-	0.250	-	SA-5F
801-5000	●	1/2	-	1.000	-	2.750	-	0.250	-	SA-5
801-5000-EC	●	1/2	-	1.000	-	2.750	-	0.250	-	SA-5
801-6250	●	5/8	-	1.000	-	2.750	-	0.250	-	SA-6
801-6250-EC	●	5/8	-	1.000	-	2.750	-	0.250	-	SA-6
801-6250-60	●	-	16.00	-	25.00	-	69.00	-	6.00	SA-6M
801-6250-60-EC	●	-	16.00	-	25.00	-	69.00	-	6.00	SA-6M
801-7501-60	●	-	19.00	-	25.00	-	69.00	-	6.00	SA-7M
801-7501-60-EC	●	-	19.00	-	25.00	-	69.00	-	6.00	SA-7M
801-7500	●	3/4	-	0.750	-	2.500	-	0.250	-	SA-16
801-7500-60	●	-	19.00	-	19.00	-	63.00	-	6.00	SA-16M
801-7500-60-EC	●	-	19.00	-	19.00	-	63.00	-	6.00	SA-16M
801-7500-EC	●	3/4	-	0.750	-	2.500	-	0.250	-	SA-16
801-7501	●	3/4	-	1.000	-	2.750	-	0.250	-	SA-7
801-7501-EC	●	3/4	-	1.000	-	2.750	-	0.250	-	SA-7
801-1000-60	●	-	25.00	-	25.00	-	69.00	-	6.00	SA-9M
801-1000	●	1	-	1.000	-	2.770	-	0.250	-	SA-9
801-1000-EC	●	1	-	1.000	-	2.770	-	0.250	-	SA-9
801-1000-60-EC	●	-	25.00	-	25.00	-	69.00	-	6.00	SA-9M

● Stocked ○ Available Upon Request; MOQ May Apply ▲ Globally Stocked

Note: Tool diameter ≤ 1/4" / 6mm have brazed carbide shanks, all others have hardened steel shanks.



ABOUT OSG

DRILLING

THREADING

MILLING

HOLDERS

INDEX






List 802

OSG Carbide Bur SC-Cylindrical Ball End

SPEED FEED 1518	CARBIDE	BR	STUB	REG	LONG	PACKED 1 PIECE
---------------------------	----------------	-----------	-------------	------------	-------------	--------------------------



EDP Number		Diameter		Length of Cut		Overall Length		Shank Diameter		Style
		D (Fractional Size)	D (mm)	Lc (Inch)	Lc (mm)	L (Inch)	L (mm)	d (Inch)	d (mm)	
802-1250-60	●	-	3.00	-	12.00	-	56.00	-	6.00	SC-11M
802-1250	●	1/8	-	0.500	-	2.000	-	0.250	-	SC-11
802-1875	●	3/16	-	0.625	-	2.000	-	0.250	-	SC-14
802-1875-60	●	-	5.00	-	16.00	-	50.00	-	6.00	SC-14M
802-2362	●	-	6.00	-	16.00	-	50.00	-	6.00	SC-1M
802-2500	●	1/4	-	0.625	-	2.000	-	0.250	-	SC-1
802-3125	●	5/16	-	0.750	-	2.500	-	0.250	-	SC-2
802-3125-60	●	-	8.00	-	19.00	-	63.00	-	6.00	SC-2M
802-3750	●	3/8	-	0.750	-	2.500	-	0.250	-	SC-3
802-3750-60	●	-	9.50	-	19.00	-	63.00	-	6.00	SC-3M
802-4375-60	●	-	11.00	-	25.00	-	69.00	-	6.00	SC-4M
802-4375	●	7/16	-	1.000	-	2.750	-	0.250	-	SC-4
802-5000-60	●	-	12.70	-	25.00	-	69.00	-	6.00	SC-5M
802-5000	●	1/2	-	1.000	-	2.750	-	0.250	-	SC-5
802-6250	●	5/8	-	1.000	-	2.700	-	0.250	-	SC-6
802-6250-60	●	-	16.00	-	25.00	-	69.00	-	6.00	SC-6M
802-7500-60	●	-	19.00	-	25.00	-	69.00	-	6.00	SC-7M
802-7500	●	3/4	-	1.000	-	2.750	-	0.250	-	SC-7

● Stocked ○ Available Upon Request; MOQ May Apply ▲ Globally Stocked

Note: Tool diameter ≤ 1/4" / 6mm have brazed carbide shanks, all others have hardened steel shanks.



ABOUT OSG

DRILLING

THREADING

MILLING

HOLDERS

INDEX





List 803

OSG Carbide Bur SF-Round Nose Tree

SPEED FEED 1518	CARBIDE	BR	STUB	REG	PACKED 1 PIECE
---------------------------	----------------	-----------	-------------	------------	--------------------------



EDP Number		Diameter		Length of Cut		Overall Length		Shank Diameter		Style
		D (Fractional Size)	D (mm)	Lc (Inch)	Lc (mm)	L (Inch)	L (mm)	d (Inch)	d (mm)	
803-2362	●	-	6.00	-	16.00	-	50.00	-	6.00	SF-1M
803-2500	●	1/4	-	0.625	-	2.000	-	0.250	-	SF-1
803-3750	●	3/8	-	0.750	-	2.500	-	0.250	-	SF-3
803-3750-60	●	-	9.50	-	19.00	-	63.00	-	6.00	SF-3M
803-5001	●	1/2	-	0.750	-	2.500	-	0.250	-	SF-13
803-5001-60	●	-	12.70	-	19.00	-	63.00	-	6.00	SF-13M
803-5000-60	●	-	12.70	-	25.00	-	69.00	-	6.00	SF-5M
803-5000	●	1/2	-	1.000	-	2.762	-	0.250	-	SF-5
803-6250	●	5/8	-	1.000	-	2.750	-	0.250	-	SF-6
803-6250-60	●	-	16.00	-	25.00	-	69.00	-	6.00	SF-6M
803-7500	●	3/4	-	1.000	-	2.750	-	0.250	-	SF-7
803-7500-60	●	-	19.00	-	25.00	-	69.00	-	6.00	SF-7M
803-7501	●	3/4	-	1.250	-	3.000	-	0.250	-	SF-14
803-7501-60	●	-	19.00	-	32.00	-	76.00	-	6.00	SF-14M
803-7502	●	3/4	-	1.500	-	3.250	-	0.250	-	SF-15
803-7502-60	●	-	19.00	-	38.00	-	82.00	-	6.00	SF-15M

● Stocked ○ Available Upon Request; MOQ May Apply ▲ Globally Stocked

Note: Tool diameter ≤ 1/4" / 6mm have brazed carbide shanks, all others have hardened steel shanks.



List 804

OSG Carbide Bur SG-Pointed Tree

SPEED FEED 1518	CARBIDE	BR	STUB	REG	PACKED 1 PIECE
---------------------------	----------------	-----------	-------------	------------	--------------------------



EDP Number		Diameter		Length of Cut		Overall Length		Shank Diameter		Style
		D (Fractional Size)	D (mm)	Lc (Inch)	Lc (mm)	L (Inch)	L (mm)	d (Inch)	d (mm)	
804-2362	●	-	6.00	-	16.00	-	50.00	-	6.00	SG-1M
804-2500	●	1/4	-	0.625	-	2.000	-	0.250	-	SG-1
804-3125	●	5/16	-	0.750	-	2.500	-	0.250	-	SG-2
804-3125-60	●	-	8.00	-	19.00	-	63.00	-	6.00	SG-2M
804-3750	●	3/8	-	0.750	-	2.500	-	0.250	-	SG-3
804-3750-60	●	-	9.50	-	19.00	-	63.00	-	6.00	SG-3M
804-5001	●	1/2	-	0.750	-	2.500	-	0.250	-	SG-13
804-5001-60	●	-	12.70	-	19.00	-	63.00	-	6.00	SG-13M
804-5000	●	1/2	-	1.000	-	2.750	-	0.250	-	SG-5
804-5000-60	●	-	12.70	-	25.00	-	69.00	-	6.00	SG-5M
804-6250	●	5/8	-	1.000	-	2.750	-	0.250	-	SG-6
804-6250-60	●	-	16.00	-	25.00	-	69.00	-	6.00	SG-6M
804-7500	●	3/4	-	1.000	-	2.750	-	0.250	-	SG-7
804-7500-60	●	-	19.00	-	25.00	-	69.00	-	6.00	SG-7M
804-7501	●	3/4	-	1.500	-	3.250	-	0.250	-	SG-15
804-7501-60	●	-	19.00	-	38.00	-	82.00	-	6.00	SG-15M

● Stocked ○ Available Upon Request; MOQ May Apply ▲ Globally Stocked

Note: Tool diameter ≤ 1/4" / 6mm have brazed carbide shanks, all others have hardened steel shanks.





List 805

OSG Carbide Bur SM-Pointed Cone

SPEED FEED 1518	CARBIDE	BR	STUB	REG	LONG	PACKED 1 PIECE
--------------------	---------	----	------	-----	------	-------------------



EDP Number		Diameter		Length of Cut		Included Angle	Overall Length		Shank Diameter		Style
		D (Fractional Size)	D (mm)	Lc (Inch)	Lc (mm)	α (°)	L (Inch)	L (mm)	d (Inch)	d (mm)	
805-2362	●	-	6.00	-	12.70	22.00	-	50.00	-	6.00	SM-1M
805-2363	●	-	6.00	-	19.00	14.00	-	50.00	-	6.00	SM-2M
805-2364	●	-	6.00	-	25.00	10.00	-	50.00	-	6.00	SM-3M
805-2500	●	1/4	-	0.500	-	22.00	2.000	-	0.250	-	SM-1
805-2501	●	1/4	-	0.750	-	14.00	2.000	-	0.250	-	SM-2
805-2502	●	1/4	-	1.000	-	10.00	2.000	-	0.250	-	SM-3
805-3750	●	3/8	-	0.625	-	28.00	2.500	-	0.250	-	SM-4
805-3750-60	●	-	9.50	-	16.00	28.00	-	63.00	-	6.00	SM-4M
805-5000	●	1/2	-	0.875	-	28.00	2.750	-	0.250	-	SM-5
805-5000-60	●	-	12.70	-	22.00	28.00	-	69.00	-	6.00	SM-5M
805-6250	●	5/8	-	1.000	-	31.00	2.925	-	0.250	-	SM-6
805-6250-60	●	-	16.00	-	25.00	31.00	-	73.00	-	6.00	SM-6M

● Stocked ○ Available Upon Request; MOQ May Apply ▲ Globally Stocked


Note: Tool diameter $\leq 1/4"$ / 6mm have brazed carbide shanks, all others have hardened steel shanks.



List 806

OSG Carbide Bur SE-Egg Shape

SPEED FEED 1518	CARBIDE	BR	STUB	PACKED 1 PIECE
---------------------------	----------------	-----------	-------------	--------------------------



EDP Number		Diameter		Length of Cut		Overall Length		Shank Diameter		Style
		D (Fractional Size)	D (mm)	Lc (Inch)	Lc (mm)	L (Inch)	L (mm)	d (Inch)	d (mm)	
806-2362	●	-	6.00	-	9.50	-	50.00	-	6.00	SE-1M
806-2500	●	1/4	-	0.375	-	2.000	-	0.250	-	SE-1
806-3750	●	3/8	-	0.625	-	2.625	-	0.250	-	SE-3
806-3750-60	●	-	9.50	-	16.00	-	60.00	-	6.00	SE-3M
806-5000	●	1/2	-	0.875	-	2.625	-	0.250	-	SE-5
806-5000-60	●	-	12.70	-	22.00	-	66.00	-	6.00	SE-5M
806-6250	●	5/8	-	1.000	-	2.750	-	0.250	-	SE-6
806-6250-60	●	-	16.00	-	25.00	-	69.00	-	6.00	SE-6M
806-7500	●	3/4	-	1.000	-	2.750	-	0.250	-	SE-7
806-7500-60	●	-	19.00	-	25.00	-	69.00	-	6.00	SE-7M

● Stocked ○ Available Upon Request; MOQ May Apply ▲ Globally Stocked

Note: Tool diameter ≤ 1/4" / 6mm have brazed carbide shanks, all others have hardened steel shanks.



ABOUT OSG

DRILLING

THREADING

MILLING

HOLDERS

INDEX





List 807

OSG Carbide Bur SL-14° Included Angle

SPEED FEED 1518	CARBIDE	BR	REG	PACKED 1 PIECE
--------------------	---------	----	-----	-------------------



EDP Number		Diameter		Length of Cut		Included Angle	Overall Length		Shank Diameter		Style
		D (Fractional Size)	D (mm)	Lc (Inch)	Lc (mm)	α (°)	L (Inch)	L (mm)	d (Inch)	d (mm)	
807-2362	●	-	6.00	-	16.00	14.00	-	50.00	-	6.00	SL-1M
807-2500	●	1/4	-	0.625	-	14.00	2.000	-	0.250	-	SL-1
807-3125-60	●	-	8.00	-	22.00	14.00	-	69.00	-	6.00	SL-2M
807-3125	●	5/16	-	0.875	-	14.00	2.775	-	0.250	-	SL-2
807-3750-60	●	-	9.50	-	27.00	14.00	-	74.00	-	6.00	SL-3M
807-3750	●	3/8	-	1.063	-	14.00	2.980	-	0.250	-	SL-3
807-5000	●	1/2	-	1.125	-	14.00	3.125	-	0.250	-	SL-4
807-5000-60	●	-	12.70	-	28.00	14.00	-	76.00	-	6.00	SL-4M
807-6250	●	5/8	-	1.313	-	14.00	3.312	-	0.250	-	SL-5
807-6250-60	●	-	16.00	-	30.00	14.00	-	77.00	-	6.00	SL-5M
807-7500	●	3/4	-	1.500	-	14.00	3.359	-	0.250	-	SL-7
807-7500-60	●	-	19.00	-	38.00	14.00	-	85.00	-	6.00	SL-7M

● Stocked ○ Available Upon Request; MOQ May Apply ▲ Globally Stocked






List 808

OSG Carbide Bur SD-Ball Shape

SPEED FEED 1518	CARBIDE	BR	STUB	PACKED 1 PIECE
---------------------------	----------------	-----------	-------------	--------------------------



EDP Number		Diameter		Overall Length		Shank Diameter		Style
		D (Fractional Size)	D (mm)	L (Inch)	L (mm)	d (Inch)	d (mm)	
808-1250	●	1/8	-	2.000	-	0.250	-	SD-11
808-1250-60	●	-	3.00	-	50.00	-	6.00	SD-11M
808-1875	●	3/16	-	2.000	-	0.250	-	SD-14
808-1875-60	●	-	5.00	-	50.00	-	6.00	SD-14M
808-2362	●	-	6.00	-	50.00	-	6.00	SD-1M
808-2500	●	1/4	-	2.000	-	0.250	-	SD-1
808-3125	●	5/16	-	2.031	-	0.250	-	SD-2
808-3125-60	●	-	8.00	-	50.00	-	6.00	SD-2M
808-3750	●	3/8	-	2.080	-	0.250	-	SD-3
808-3750-60	●	-	9.50	-	52.00	-	6.00	SD-3M
808-5000-60	●	-	12.70	-	55.00	-	6.00	SD-5M
808-5000	●	1/2	-	2.216	-	0.250	-	SD-5
808-6250	●	5/8	-	2.300	-	0.250	-	SD-6
808-6250-60	●	-	16.00	-	58.00	-	6.00	SD-6M
808-7500	●	3/4	-	2.438	-	0.250	-	SD-7
808-7500-60	●	-	19.00	-	62.00	-	6.00	SD-7M
808-1000	●	1	-	2.671	-	0.250	-	SD-9
808-1000-60	●	-	25.00	-	72.00	-	6.00	SD-9M

● Stocked ○ Available Upon Request; MOQ May Apply ▲ Globally Stocked



ABOUT OSG

DRILLING

THREADING

MILLING

HOLDERS

INDEX





List 849

OSG Carbide Bur SK-90° Cone

SPEED FEED	CARBIDE	BR	PACKED
1518			1 PIECE



EDP Number		Diameter		Included Angle	Overall Length		Shank Diameter		Style
		D (Fractional Size)	D (mm)	α (°)	L (Inch)	L (mm)	d (Inch)	d (mm)	
849-2362	●	-	6.00	90.00	-	50.00	-	6.00	SK-1M
849-2500	●	1/4	-	90.00	2.000	-	0.250	-	SK-1
849-3750	●	3/8	-	90.00	2.063	-	0.250	-	SK-3
849-3750-60	●	-	9.50	90.00	-	52.00	-	6.00	SK-3M
849-5000	●	1/2	-	90.00	2.125	-	0.250	-	SK-5
849-5000-60	●	-	12.70	90.00	-	54.00	-	6.00	SK-5M
849-6250	●	5/8	-	90.00	2.234	-	0.250	-	SK-6
849-6250-60	●	-	16.00	90.00	-	57.00	-	6.00	SK-6M
849-7500	●	3/4	-	90.00	2.297	-	0.250	-	SK-7
849-7500-60	●	-	19.00	90.00	-	58.00	-	6.00	SK-7M
849-1000	●	1	-	90.00	2.391	-	0.250	-	SK-9
849-1000-60	●	-	25.00	90.00	-	60.00	-	6.00	SK-9M

● Stocked ○ Available Upon Request; MOQ May Apply ▲ Globally Stocked

Note: Tool diameter \leq 1/4" / 6mm have brazed carbide shanks, all others have hardened steel shanks.

List 850

OSG Carbide Bur SJ-60° Cone

SPEED FEED	CARBIDE	BR	PACKED
1518			1 PIECE



EDP Number		Diameter		Included Angle	Overall Length		Shank Diameter		Style
		D (Fractional Size)	D (mm)	α (°)	L (Inch)	L (mm)	d (Inch)	d (mm)	
850-2362	●	-	6.00	60.00	-	50.00	-	6.00	SJ-1M
850-2500	●	1/4	-	60.00	2.000	-	0.250	-	SJ-1
850-3750	●	3/8	-	60.00	2.188	-	0.250	-	SJ-3
850-3750-60	●	-	9.50	60.00	-	55.00	-	6.00	SJ-3M
850-5000	●	1/2	-	60.00	2.297	-	0.250	-	SJ-5
850-5000-60	●	-	12.70	60.00	-	38.00	-	6.00	SJ-5M
850-6250	●	5/8	-	60.00	2.438	-	0.250	-	SJ-6
850-6250-60	●	-	16.00	60.00	-	61.00	-	6.00	SJ-6M
850-7500	●	3/4	-	60.00	2.438	-	0.250	-	SJ-7
850-7500-60	●	-	19.00	60.00	-	65.00	-	6.00	SJ-7M
850-1000	●	1	-	60.00	2.734	-	0.250	-	SJ-9
850-1000-60	●	-	25.00	60.00	-	68.00	-	6.00	SJ-9M

● Stocked ○ Available Upon Request; MOQ May Apply ▲ Globally Stocked

Note: Tool diameter ≤ 1/4" / 6mm have brazed carbide shanks, all others have hardened steel shanks.





List 851

OSG Carbide Bur SH-Flame Shape

SPEED FEED	CARBIDE	REG	PACKED
1518		BR	1 PIECE



EDP Number		Diameter		Length of Cut		Overall Length		Shank Diameter		Style
		D (Fractional Size)	D (mm)	Lc (Inch)	Lc (mm)	L (Inch)	L (mm)	d (Inch)	d (mm)	
851-3125	●	5/16	-	0.750	-	2.500	-	0.250	-	SH-2
851-3125-60	●	-	8.00	-	19.00	-	63.00	-	6.00	SH-2M
851-5000	●	1/2	-	1.250	-	3.000	-	0.250	-	SH-5
851-5000-60	●	-	12.70	-	32.00	-	76.00	-	6.00	SH-5M
851-6250	●	5/8	-	1.438	-	3.188	-	0.250	-	SH-6
851-6250-60	●	-	16.00	-	36.00	-	80.00	-	6.00	SH-6M
851-7500	●	3/4	-	1.625	-	3.375	-	0.250	-	SH-7
851-7500-60	●	-	19.00	-	41.00	-	85.00	-	6.00	SH-7M

● Stocked ○ Available Upon Request; MOQ May Apply ▲ Globally Stocked



List 852

OSG Carbide Bur SN-Inverted Taper

SPEED FEED 1518	CARBIDE	BR	STUB	PACKED 1 PIECE
---------------------------	----------------	-----------	-------------	--------------------------



EDP Number		Diameter		Length of Cut		Included Angle	Overall Length		Shank Diameter		Style
		D (Fractional Size)	D (mm)	Lc (Inch)	Lc (mm)	α (°)	L (Inch)	L (mm)	d (Inch)	d (mm)	
852-2362	●	-	6.00	-	8.00	10.00	-	50.00	-	6.00	SN-1M
852-2500	●	1/4	-	0.313	-	10.00	2.000	-	0.250	-	SN-1
852-3750	●	3/8	-	0.375	-	13.00	2.125	-	0.250	-	SN-2
852-3750-60	●	-	9.50	-	9.50	13.00	-	53.00	-	6.00	SN-2M
852-5000	●	1/2	-	0.500	-	28.00	2.250	-	0.250	-	SN-4
852-5000-60	●	-	12.70	-	12.70	28.00	-	57.00	-	6.00	SN-4M
852-6250	●	5/8	-	0.750	-	18.00	2.500	-	0.250	-	SN-6
852-6250-60	●	-	16.00	-	19.00	18.00	-	63.00	-	6.00	SN-6M
852-7500	●	3/4	-	0.625	-	30.00	2.375	-	0.250	-	SN-7
852-7500-60	●	-	19.00	-	16.00	30.00	-	60.00	-	6.00	SN-7M

● Stocked ○ Available Upon Request; MOQ May Apply ▲ Globally Stocked

Note: Tool diameter ≤ 1/4" / 6mm have brazed carbide shanks, all others have hardened steel shanks.






List 861

OSG Carbide Bur SA-Cylindrical

SPEED FEED	CARBIDE	BR	REG	PACKED
1518				1 PIECE



EDP Number		Diameter		Length of Cut		Overall Length		Shank Diameter		Style
		D (Fractional Size)	D (mm)	Lc (Inch)	Lc (mm)	L (Inch)	L (mm)	d (Inch)	d (mm)	
861-3750	●	3/8	-	0.750	-	6.750	-	0.250	-	SA-3L6
861-3750-60	●	-	9.50	-	19.00	-	169.00	-	6.00	SA-3ML6
861-5000	●	1/2	-	1.000	-	7.000	-	0.250	-	SA-5L6
861-5000-60	●	-	12.70	-	25.00	-	175.00	-	6.00	SA-5ML6

● Stocked ○ Available Upon Request; MOQ May Apply ▲ Globally Stocked



List 862

OSG Carbide Bur SC-Cylindrical Ball End

SPEED FEED	CARBIDE	BR	REG	PACKED
1518				1 PIECE



EDP Number		Diameter		Length of Cut		Overall Length		Shank Diameter		Style
		D (Fractional Size)	D (mm)	Lc (Inch)	Lc (mm)	L (Inch)	L (mm)	d (Inch)	d (mm)	
862-3750	●	3/8	-	0.750	-	6.750	-	0.250	-	SC-3L6
862-3750-60	●	-	9.50	-	19.00	-	169.00	-	6.00	SC-3ML6
862-5000	●	1/2	-	1.000	-	7.000	-	0.250	-	SC-5L6
862-5000-60	●	-	12.70	-	25.00	-	175.00	-	6.00	SC-5ML6

● Stocked ○ Available Upon Request; MOQ May Apply ▲ Globally Stocked



ABOUT OSG

DRILLING

THREADING

MILLING

HOLDERS

INDEX



List 863

OSG Carbide Bur SF-Round Nose Tree

SPEED FEED	CARBIDE	BR	REG	PACKED
1518				1 PIECE



EDP Number		Diameter		Length of Cut		Overall Length		Shank Diameter		Style
		D (Fractional Size)	D (mm)	Lc (Inch)	Lc (mm)	L (Inch)	L (mm)	d (Inch)	d (mm)	
863-3750	●	3/8	-	0.750	-	6.750	-	0.250	-	SF-3L6
863-3750-60	●	-	9.50	-	19.00	-	169.00	-	6.00	SF-3ML6
863-5000	●	1/2	-	1.000	-	7.000	-	0.250	-	SF-5L6
863-5000-60	●	-	12.70	-	25.00	-	175.00	-	6.00	SF-5ML6

● Stocked ○ Available Upon Request; MOQ May Apply ▲ Globally Stocked



List 867

OSG Carbide Bur SL-14° Included Angle

SPEED FEED	CARBIDE	BR	REG	PACKED
1518				1 PIECE



EDP Number		Diameter		Length of Cut		Overall Length		Shank Diameter		Style
		D (Fractional Size)	D (mm)	Lc (Inch)	Lc (mm)	L (Inch)	L (mm)	d (Inch)	d (mm)	
867-3750	●	3/8	-	1.063	-	7.200	-	0.250	-	SL-3L6
867-3750-60	●	-	9.50	-	27.00	-	177.00	-	6.00	SL-3ML6
867-5000	●	1/2	-	1.125	-	7.125	-	0.250	-	SL-5L6
867-5000-60	●	-	12.70	-	28.00	-	178.00	-	6.00	SL-5ML6

● Stocked ○ Available Upon Request; MOQ May Apply ▲ Globally Stocked



ABOUT OSG

DRILLING

THREADING

MILLING

HOLDERS

INDEX



List 868

OSG Carbide Bur SD-Ball Shape

SPEED FEED	CARBIDE	BR	STUB	PACKED
1518				1 PIECE



EDP Number		Diameter		Overall Length		Shank Diameter		Style
		D (Fractional Size)	D (mm)	L (Inch)	L (mm)	d (Inch)	d (mm)	
868-3750	●	3/8	-	6.332	-	0.250	-	SD-3L6
868-3750-60	●	-	9.50	-	158.00	-	6.00	SD-3ML6
868-5000	●	1/2	-	6.450	-	0.250	-	SD-5L6
868-5000-60	●	-	12.70	-	161.00	-	6.00	SD-5ML6

● Stocked ○ Available Upon Request; MOQ May Apply ▲ Globally Stocked



List 901

OSG Carbide Bur SA-Cylindrical

SPEED FEED 1518	CARBIDE	BR	STUB	REG	LONG	PACKED 1 PIECE
---------------------------	----------------	-----------	-------------	------------	-------------	--------------------------



EDP Number		Diameter		Length of Cut		Overall Length		Shank Diameter		Style
		D (Fractional Size)	D (mm)	Lc (Inch)	Lc (mm)	L (Inch)	L (mm)	d (Inch)	d (mm)	
901-1250	●	1/8	-	0.500	-	2.350	-	0.250	-	SA-11
901-1250-EC	●	1/8	-	0.500	-	2.350	-	0.250	-	SA-11
901-1250-60	●	-	3.00	-	12.00	-	56.00	-	6.00	SA-11M
901-1250-60-EC	●	-	3.00	-	12.00	-	56.00	-	6.00	SA-11M
901-1875	●	3/16	-	0.625	-	2.000	-	0.250	-	SA-14
901-1875-60	●	-	5.00	-	16.00	-	50.00	-	6.00	SA-14M
901-1875-EC	●	3/16	-	0.625	-	2.000	-	0.250	-	SA-14
901-1875-60-EC	●	-	5.00	-	16.00	-	50.00	-	6.00	SA-14M
901-2362	●	-	6.00	-	16.00	-	50.00	-	6.00	SA-1M
901-2362-EC	●	-	6.00	-	16.00	-	50.00	-	6.00	SA-1M
901-2500	●	1/4	-	0.625	-	2.000	-	0.250	-	SA-1
901-2500-EC	●	1/4	-	0.625	-	2.000	-	0.250	-	SA-1
901-3125	●	5/16	-	0.750	-	2.750	-	0.250	-	SA-2
901-3125-EC	●	5/16	-	0.750	-	2.750	-	0.250	-	SA-2
901-3125-60	●	-	8.00	-	19.00	-	63.00	-	6.00	SA-2M
901-3125-60-EC	●	-	8.00	-	19.00	-	63.00	-	6.00	SA-2M
901-3750	●	3/8	-	0.750	-	2.500	-	0.250	-	SA-3
901-3750-EC	●	3/8	-	0.750	-	2.500	-	0.250	-	SA-3
901-3750-60	●	-	9.50	-	19.00	-	63.00	-	6.00	SA-3M
901-3750-60-EC	●	-	9.50	-	19.00	-	63.00	-	6.00	SA-3M
901-4375	●	7/16	-	1.000	-	2.750	-	0.250	-	SA-4
901-4375-EC	●	7/16	-	1.000	-	2.750	-	0.250	-	SA-4
901-4375-60	●	-	11.00	-	25.00	-	69.00	-	6.00	SA-4M
901-4375-60-EC	●	-	11.00	-	25.00	-	69.00	-	6.00	SA-4M
901-5001	●	1/2	-	0.500	-	2.250	-	0.250	-	SA-5F
901-5001-60	●	-	12.70	-	12.70	-	58.00	-	6.00	SA-5MF
901-5001-60-EC	●	-	12.70	-	12.70	-	58.00	-	6.00	SA-5MF
901-5000	●	1/2	-	1.000	-	2.750	-	0.250	-	SA-5
901-5000-EC	●	1/2	-	1.000	-	3.000	-	0.250	-	SA-5
901-5000-60	●	-	12.70	-	25.00	-	69.00	-	6.00	SA-5M
901-5000-60-EC	●	-	12.70	-	25.00	-	69.00	-	6.00	SA-5M
901-6250	●	5/8	-	1.000	-	2.750	-	0.250	-	SA-6
901-6250-EC	●	5/8	-	1.000	-	2.750	-	0.250	-	SA-6
901-6250-60	●	-	16.00	-	25.00	-	69.00	-	6.00	SA-6M
901-6250-60-EC	●	-	16.00	-	25.00	-	69.00	-	6.00	SA-6M
901-7500	●	3/4	-	0.750	-	2.500	-	0.250	-	SA-16
901-7500-60	●	-	19.00	-	19.00	-	63.00	-	6.00	SA-16M
901-7500-60-EC	●	-	19.00	-	19.00	-	63.00	-	6.00	SA-16M
901-7500-EC	●	3/4	-	0.750	-	2.500	-	0.250	-	SA-16
901-7501-60-EC	●	-	19.00	-	25.00	-	69.00	-	6.00	SA-7M
901-7501-EC	●	3/4	-	1.000	-	2.750	-	0.250	-	SA-7
901-7501	●	3/4	-	1.000	-	3.000	-	0.250	-	SA-7
901-7501-60	●	-	19.00	-	25.00	-	69.00	-	6.00	SA-7M
901-1000	●	1	-	1.000	-	2.750	-	0.250	-	SA-9
901-1000-EC	●	1	-	1.000	-	2.750	-	0.250	-	SA-9
901-1000-60	●	-	25.00	-	25.00	-	69.00	-	6.00	SA-9M
901-1000-60-EC	●	-	25.00	-	25.00	-	69.00	-	6.00	SA-9M

● Stocked ○ Available Upon Request; MOQ May Apply ▲ Globally Stocked
 Note: Tool diameter ≤ 1/4" / 6mm have brazed carbide shanks, all others have hardened steel shanks.





List 902

OSG Carbide Bur SC-Cylindrical Ball End

SPEED FEED 1518	CARBIDE	BR	STUB	REG	LONG	PACKED 1 PIECE
---------------------------	----------------	-----------	-------------	------------	-------------	--------------------------



EDP Number		Diameter		Length of Cut		Overall Length		Shank Diameter		Style
		D (Fractional Size)	D (mm)	Lc (Inch)	Lc (mm)	L (Inch)	L (mm)	d (Inch)	d (mm)	
902-1250	●	1/8	-	0.500	-	2.000	-	0.250	-	SC-11
902-1250-60	●	-	3.00	-	12.00	-	56.00	-	6.00	SC-11M
902-1875	●	3/16	-	0.625	-	2.000	-	0.250	-	SC-14
902-1875-60	●	-	5.00	-	16.00	-	50.00	-	6.00	SC-14M
902-2362	●	-	6.00	-	16.00	-	50.00	-	6.00	SC-1M
902-2500	●	1/4	-	0.625	-	2.000	-	0.250	-	SC-1
902-3125	●	5/16	-	0.750	-	2.000	-	0.250	-	SC-2
902-3125-60	●	-	8.00	-	19.00	-	63.00	-	6.00	SC-2M
902-3750	●	3/8	-	0.750	-	2.500	-	0.250	-	SC-3
902-3750-60	●	-	9.50	-	19.00	-	63.00	-	6.00	SC-3M
902-4375	●	7/16	-	1.000	-	2.750	-	0.250	-	SC-4
902-4375-60	●	-	11.00	-	25.00	-	69.00	-	6.00	SC-4M
902-5000	●	1/2	-	1.000	-	2.750	-	0.250	-	SC-5
902-5000-60	●	-	12.70	-	25.00	-	69.00	-	6.00	SC-5M
902-6250	●	5/8	-	1.000	-	2.750	-	0.250	-	SC-6
902-6250-60	●	-	16.00	-	25.00	-	69.00	-	6.00	SC-6M
902-7500	●	3/4	-	1.000	-	2.750	-	0.250	-	SC-7
902-7500-60	●	-	19.00	-	25.00	-	69.00	-	6.00	SC-7M

● Stocked ○ Available Upon Request; MOQ May Apply ▲ Globally Stocked

Note: Tool diameter ≤ 1/4" / 6mm have brazed carbide shanks, all others have hardened steel shanks.



List 903

OSG Carbide Bur SF-Round Nose Tree

SPEED FEED 1518	CARBIDE	BR	STUB	REG	PACKED 1 PIECE
---------------------------	----------------	-----------	-------------	------------	--------------------------



EDP Number		Diameter		Length of Cut		Overall Length		Shank Diameter		Style
		D (Fractional Size)	D (mm)	Lc (Inch)	Lc (mm)	L (Inch)	L (mm)	d (Inch)	d (mm)	
903-2362	●	-	6.00	-	16.00	-	50.00	-	6.00	SF-1M
903-2500	●	1/4	-	0.750	-	2.000	-	0.250	-	SF-1
903-3750	●	3/8	-	0.750	-	2.500	-	0.250	-	SF-3
903-3750-60	●	-	9.50	-	19.00	-	63.00	-	6.00	SF-3M
903-5001	●	1/2	-	0.750	-	2.500	-	0.250	-	SF-13
903-5001-60	●	-	12.70	-	19.00	-	63.00	-	6.00	SF-13M
903-5000	●	1/2	-	1.000	-	2.755	-	0.250	-	SF-5
903-5000-60	●	-	12.70	-	25.00	-	69.00	-	6.00	SF-5M
903-6250	●	5/8	-	1.000	-	2.750	-	0.250	-	SF-6
903-6250-60	●	-	16.00	-	25.00	-	69.00	-	6.00	SF-6M
903-7500	●	3/4	-	1.000	-	2.750	-	0.250	-	SF-7
903-7500-60	●	-	19.00	-	25.00	-	69.00	-	6.00	SF-7M
903-7501	●	3/4	-	1.250	-	3.000	-	0.250	-	SF-14
903-7501-60	●	-	19.00	-	32.00	-	76.00	-	6.00	SF-14M
903-7502	●	3/4	-	1.500	-	3.500	-	0.250	-	SF-15
903-7502-60	●	-	19.00	-	38.00	-	82.00	-	6.00	SF-15M

● Stocked ○ Available Upon Request; MOQ May Apply ▲ Globally Stocked

Note: Tool diameter ≤ 1/4" / 6mm have brazed carbide shanks, all others have hardened steel shanks.



ABOUT OSG

DRILLING

THREADING

MILLING

HOLDERS

INDEX





List 904

OSG Carbide Bur SG-Pointed Tree

SPEED FEED 1518	CARBIDE	BR	STUB	REG	PACKED 1 PIECE
---------------------------	----------------	-----------	-------------	------------	--------------------------



EDP Number		Diameter		Length of Cut		Overall Length		Shank Diameter		Style
		D (Fractional Size)	D (mm)	Lc (Inch)	Lc (mm)	L (Inch)	L (mm)	d (Inch)	d (mm)	
904-2362	●	-	6.00	-	16.00	-	50.00	-	6.00	SG-1M
904-2500	●	1/4	-	0.625	-	2.000	-	0.250	-	SG-1
904-3125	●	5/16	-	0.750	-	2.500	-	0.250	-	SG-2
904-3125-60	●	-	8.00	-	19.00	-	63.00	-	6.00	SG-2M
904-3750	●	3/8	-	0.750	-	2.500	-	0.250	-	SG-3
904-3750-60	●	-	9.50	-	19.00	-	63.00	-	6.00	SG-3M
904-5001	●	1/2	-	0.750	-	2.500	-	0.250	-	SG-13
904-5001-60	●	-	12.70	-	19.00	-	63.00	-	6.00	SG-13M
904-5000	●	1/2	-	1.000	-	2.750	-	0.250	-	SG-5
904-5000-60	●	-	12.70	-	25.00	-	69.00	-	6.00	SG-5M
904-6250	●	5/8	-	1.000	-	2.750	-	0.250	-	SG-6
904-6250-60	●	-	16.00	-	25.00	-	69.00	-	6.00	SG-6M
904-7500	●	3/4	-	1.000	-	2.750	-	0.250	-	SG-7
904-7500-60	●	-	19.00	-	25.00	-	69.00	-	6.00	SG-7M
904-7501	●	3/4	-	1.500	-	3.250	-	0.250	-	SG-15
904-7501-60	●	-	19.00	-	38.00	-	82.00	-	6.00	SG-15M

● Stocked ○ Available Upon Request; MOQ May Apply ▲ Globally Stocked

Note: Tool diameter ≤ 1/4" / 6mm have brazed carbide shanks, all others have hardened steel shanks.





List 905

OSG Carbide Bur SM-Pointed Cone

SPEED FEED 1518	CARBIDE	BR	STUB	REG	LONG	PACKED 1 PIECE
---------------------------	----------------	-----------	-------------	------------	-------------	--------------------------



EDP Number		Diameter		Length of Cut		Included Angle	Overall Length		Shank Diameter		Style
		D (Fractional Size)	D (mm)	Lc (Inch)	Lc (mm)	α (°)	L (Inch)	L (mm)	d (Inch)	d (mm)	
905-2362	●	-	6.00	-	12.70	22.00	-	50.00	-	6.00	SM-1M
905-2363	●	-	6.00	-	19.00	14.00	-	50.00	-	6.00	SM-2M
905-2364	●	-	6.00	-	25.00	10.00	-	50.00	-	6.00	SM-3M
905-2500	●	1/4	-	0.500	-	22.00	2.000	-	0.250	-	SM-1
905-2501	●	1/4	-	0.750	-	14.00	2.000	-	0.250	-	SM-2
905-2502	●	1/4	-	1.000	-	10.00	2.000	-	0.250	-	SM-3
905-3750	●	3/8	-	0.625	-	28.00	2.500	-	0.250	-	SM-4
905-3750-60	●	-	9.50	-	16.00	28.00	-	63.00	-	6.00	SM-4M
905-5000	●	1/2	-	0.875	-	28.00	2.500	-	0.250	-	SM-5
905-5000-60	●	-	12.70	-	22.00	28.00	-	69.00	-	6.00	SM-5M
905-6250	●	5/8	-	1.000	-	31.00	2.500	-	0.250	-	SM-6
905-6250-60	●	-	16.00	-	25.00	31.00	-	73.00	-	6.00	SM-6M

● Stocked ○ Available Upon Request; MOQ May Apply ▲ Globally Stocked

Note: Tool diameter $\leq 1/4"$ / 6mm have brazed carbide shanks, all others have hardened steel shanks.



ABOUT OSG

DRILLING

THREADING

MILLING

HOLDERS

INDEX





List 906

OSG Carbide Bur SE-Egg Shape

SPEED FEED 1518	CARBIDE	BR	STUB	PACKED 1 PIECE
---------------------------	----------------	-----------	-------------	--------------------------



EDP Number		Diameter		Length of Cut		Overall Length		Shank Diameter		Style
		D (Fractional Size)	D (mm)	Lc (Inch)	Lc (mm)	L (Inch)	L (mm)	d (Inch)	d (mm)	
906-2362	●	-	6.00	-	9.40	-	50.00	-	6.00	SE-1M
906-2500	●	1/4	-	0.375	-	2.000	-	0.250	-	SE-1
906-3750	●	3/8	-	0.625	-	2.375	-	0.250	-	SE-3
906-3750-60	●	-	9.50	-	16.00	-	60.00	-	6.00	SE-3M
906-5000	●	1/2	-	0.875	-	2.625	-	0.250	-	SE-5
906-5000-60	●	-	12.70	-	22.00	-	66.00	-	6.00	SE-5M
906-6250	●	5/8	-	1.000	-	2.750	-	0.250	-	SE-6
906-6250-60	●	-	16.00	-	25.00	-	69.00	-	6.00	SE-6M
906-7500	●	3/4	-	1.000	-	2.750	-	0.250	-	SE-7
906-7500-60	●	-	19.00	-	25.00	-	69.00	-	6.00	SE-7M

● Stocked ○ Available Upon Request; MOQ May Apply ▲ Globally Stocked

Note: Tool diameter ≤ 1/4" / 6mm have brazed carbide shanks, all others have hardened steel shanks.



List 907

OSG Carbide Bur SL-14° Included Angle

SPEED FEED 1518	CARBIDE	BR	REG	PACKED 1 PIECE
---------------------------	----------------	-----------	------------	--------------------------



EDP Number		Diameter		Length of Cut		Included Angle	Overall Length		Shank Diameter		Style
		D (Fractional Size)	D (mm)	Lc (Inch)	Lc (mm)	α (°)	L (Inch)	L (mm)	d (Inch)	d (mm)	
907-2362	●	-	6.00	-	16.00	14.00	-	50.00	-	6.00	SL-1M
907-2500	●	1/4	-	0.625	-	14.00	2.021	-	0.250	-	SL-1
907-3125	●	5/16	-	0.875	-	14.00	2.795	-	0.250	-	SL-2
907-3125-60	●	-	8.00	-	22.00	14.00	-	69.00	-	6.00	SL-2M
907-3750	●	3/8	-	1.063	-	14.00	3.000	-	0.250	-	SL-3
907-3750-60	●	-	9.50	-	27.00	14.00	-	74.00	-	6.00	SL-3M
907-5000	●	1/2	-	1.125	-	14.00	3.015	-	0.250	-	SL-4
907-5000-60	●	-	12.70	-	28.00	14.00	-	76.00	-	6.00	SL-4M
907-6250	●	5/8	-	1.313	-	14.00	3.187	-	0.250	-	SL-5
907-6250-60	●	-	16.00	-	30.00	14.00	-	77.00	-	6.00	SL-5M
907-7500	●	3/4	-	1.500	-	14.00	3.359	-	0.250	-	SL-7
907-7500-60	●	-	19.00	-	38.00	14.00	-	85.00	-	6.00	SL-7M

● Stocked ○ Available Upon Request; MOQ May Apply ▲ Globally Stocked

Note: Tool diameter ≤ 1/4" / 6mm have brazed carbide shanks, all others have hardened steel shanks.



ABOUT OSG

DRILLING

THREADING

MILLING

HOLDERS

INDEX





List 908

OSG Carbide Bur SD-Ball Shape

SPEED FEED 1518	CARBIDE	BR	STUB	PACKED 1 PIECE
--------------------	---------	----	------	-------------------



EDP Number		Diameter		Overall Length		Shank Diameter		Style
		D (Fractional Size)	D (mm)	L (Inch)	L (mm)	d (Inch)	d (mm)	
908-1250	●	1/8	-	2.000	-	0.250	-	SD-11
908-1250-60	●	-	3.00	-	50.00	-	6.00	SD-11M
908-1875	●	3/16	-	2.000	-	0.250	-	SD-14
908-1875-60	●	-	5.00	-	50.00	-	6.00	SD-14M
908-2362	●	-	6.00	-	50.00	-	6.00	SD-1M
908-2500	●	1/4	-	2.000	-	0.250	-	SD-1
908-3125	●	5/16	-	2.042	-	0.250	-	SD-2
908-3125-60	●	-	8.00	-	50.00	-	6.00	SD-2M
908-3750	●	3/8	-	2.332	-	0.250	-	SD-3
908-3750-60	●	-	9.50	-	52.00	-	6.00	SD-3M
908-5000	●	1/2	-	2.250	-	0.250	-	SD-5
908-5000-60	●	-	12.70	-	55.00	-	6.00	SD-5M
908-6250	●	5/8	-	2.312	-	0.250	-	SD-6
908-6250-60	●	-	16.00	-	58.00	-	6.00	SD-6M
908-7500	●	3/4	-	2.750	-	0.250	-	SD-7
908-7500-60	●	-	19.00	-	62.00	-	6.00	SD-7M
908-1000	●	1	-	2.671	-	0.250	-	SD-9
908-1000-60	●	-	25.00	-	72.00	-	6.00	SD-9M

● Stocked ○ Available Upon Request; MOQ May Apply ▲ Globally Stocked

Note: Tool diameter ≤ 1/4" / 6mm have brazed carbide shanks, all others have hardened steel shanks.



List 949

OSG Carbide Bur SL-14° Included Angle

SPEED FEED	CARBIDE	BR	PACKED
1518			1 PIECE



EDP Number		Diameter		Included Angle	Overall Length		Shank Diameter		Style
		D (Fractional Size)	D (mm)	α (°)	L (Inch)	L (mm)	d (Inch)	d (mm)	
949-2362	●	-	6.00	90.00	-	50.00	-	6.00	SK-1M
949-2500	●	1/4	-	90.00	2.000	-	0.250	-	SK-1
949-3750	●	3/8	-	90.00	2.063	-	0.250	-	SK-3
949-3750-60	●	-	9.50	90.00	-	52.00	-	6.00	SK-3M
949-5000	●	1/2	-	90.00	2.125	-	0.250	-	SK-5
949-5000-60	●	-	12.70	90.00	-	54.00	-	6.00	SK-5M
949-6250	●	5/8	-	90.00	2.250	-	0.250	-	SK-6
949-6250-60	●	-	16.00	90.00	-	57.00	-	6.00	SK-6M
949-7500	●	3/4	-	90.00	2.297	-	0.250	-	SK-7
949-7500-60	●	-	19.00	90.00	-	58.00	-	6.00	SK-7M
949-1000	●	1	-	90.00	2.391	-	0.250	-	SK-9
949-1000-60	●	-	25.00	90.00	-	60.00	-	6.00	SK-9M

● Stocked ○ Available Upon Request; MOQ May Apply ▲ Globally Stocked

Note: Tool diameter ≤ 1/4" / 6mm have brazed carbide shanks, all others have hardened steel shanks.





List 950

OSG Carbide Bur SJ-60° Cone

SPEED FEED	CARBIDE	BR	PACKED
1518			1 PIECE



EDP Number		Diameter		Included Angle	Overall Length		Shank Diameter		Style
		D (Fractional Size)	D (mm)	α (°)	L (Inch)	L (mm)	d (Inch)	d (mm)	
950-2362	●	-	6.00	60.00	-	50.00	-	6.00	SJ-1M
950-2500	●	1/4	-	60.00	2.000	-	0.250	-	SJ-1
950-3750	●	3/8	-	60.00	2.188	-	0.250	-	SJ-3
950-3750-60	●	-	9.50	60.00	-	55.00	-	6.00	SJ-3M
950-5000	●	1/2	-	60.00	2.297	-	0.250	-	SJ-5
950-5000-60	●	-	12.70	60.00	-	58.00	-	6.00	SJ-5M
950-6250	●	5/8	-	60.00	2.438	-	0.250	-	SJ-6
950-6250-60	●	-	16.00	60.00	-	61.00	-	6.00	SJ-6M
950-7500	●	3/4	-	60.00	2.547	-	0.250	-	SJ-7
950-7500-60	●	-	19.00	60.00	-	65.00	-	6.00	SJ-7M
950-1000	●	1	-	60.00	2.719	-	0.250	-	SJ-9
950-1000-60	●	-	25.00	60.00	-	68.00	-	6.00	SJ-9M

● Stocked ○ Available Upon Request; MOQ May Apply ▲ Globally Stocked

Note: Tool diameter ≤ 1/4" / 6mm have brazed carbide shanks, all others have hardened steel shanks.





List 951

OSG Carbide Bur SH-Flame Shape

SPEED FEED 1518	CARBIDE	BR	REG	EXTRA LONG	PACKED 1 PIECE
---------------------------	----------------	-----------	------------	-------------------	--------------------------



EDP Number		Diameter		Length of Cut		Overall Length		Shank Diameter		Style
		D (Fractional Size)	D (mm)	Lc (Inch)	Lc (mm)	L (Inch)	L (mm)	d (Inch)	d (mm)	
951-3125-60	●	-	8.00	-	19.00	-	63.00	-	6.00	SH-2M
951-3125	●	5/16	-	1.625	-	3.375	-	0.250	-	SH-2
951-5000	●	1/2	-	1.250	-	3.000	-	0.250	-	SH-5
951-5000-60	●	-	12.70	-	32.00	-	76.00	-	6.00	SH-5M
951-6250	●	5/8	-	1.438	-	3.188	-	0.250	-	SH-6
951-6250-60	●	-	16.00	-	36.00	-	80.00	-	6.00	SH-6M
951-7500	●	3/4	-	1.625	-	3.625	-	0.250	-	SH-7
951-7500-60	●	-	19.00	-	41.00	-	85.00	-	6.00	SH-7M

● Stocked ○ Available Upon Request; MOQ May Apply ▲ Globally Stocked



ABOUT OSG

DRILLING

THREADING

MILLING

HOLDERS

INDEX





List 952

OSG Carbide Bur SN-Inverted Taper

SPEED FEED 1518	CARBIDE	BR	STUB	PACKED 1 PIECE
--------------------	---------	----	------	-------------------



EDP Number		Diameter		Length of Cut		Included Angle	Overall Length		Shank Diameter		Style
		D (Fractional Size)	D (mm)	Lc (Inch)	Lc (mm)	α (°)	L (Inch)	L (mm)	d (Inch)	d (mm)	
952-2362	●	-	6.00	-	8.00	10.00	-	50.00	-	6.00	SN-1M
952-2500	●	1/4	-	0.313	-	10.00	2.000	-	0.250	-	SN-1
952-3750	●	3/8	-	0.375	-	13.00	2.125	-	0.250	-	SN-2
952-3750-60	●	-	9.50	-	9.50	13.00	-	53.00	-	6.00	SN-2M
952-5000	●	1/2	-	0.500	-	28.00	2.250	-	0.250	-	SN-4
952-5000-60	●	-	12.70	-	12.70	28.00	-	57.00	-	6.00	SN-4M
952-6250	●	5/8	-	0.750	-	18.00	2.500	-	0.250	-	SN-6
952-6250-60	●	-	16.00	-	19.00	18.00	-	63.00	-	6.00	SN-6M
952-7500	●	3/4	-	0.625	-	30.00	2.375	-	0.250	-	SN-7
952-7500-60	●	-	19.00	-	16.00	30.00	-	60.00	-	6.00	SN-7M

● Stocked ○ Available Upon Request; MOQ May Apply ▲ Globally Stocked

Note: Tool diameter $\leq 1/4"$ / 6mm have brazed carbide shanks, all others have hardened steel shanks.

List 961

OSG Carbide Bur SA-Cylindrical

SPEED FEED 1518	CARBIDE	BR	PACKED 1 PIECE
---------------------------	----------------	-----------	--------------------------



EDP Number		Diameter		Length of Cut		Overall Length		Shank Diameter		Style
		D (Fractional Size)	D (mm)	Lc (Inch)	Lc (mm)	L (Inch)	L (mm)	d (Inch)	d (mm)	
961-3750	●	3/8	-	0.750	-	6.750	-	0.250	-	SA-3L6
961-3750-60	●	-	9.50	-	19.00	-	169.00	-	6.00	SA-3ML6
961-5000	●	1/2	-	1.000	-	7.000	-	0.250	-	SA-5L6
961-5000-60	●	-	12.70	-	25.00	-	175.00	-	6.00	SA-5ML6

● Stocked ○ Available Upon Request; MOQ May Apply ▲ Globally Stocked



ABOUT OSG

DRILLING

THREADING

MILLING

HOLDERS

INDEX



List 962

OSG Carbide Bur SC-Cylindrical Ball End

SPEED FEED	CARBIDE	BR	PACKED
1518			1 PIECE



EDP Number		Diameter		Length of Cut		Overall Length		Shank Diameter		Style
		D (Fractional Size)	D (mm)	Lc (Inch)	Lc (mm)	L (Inch)	L (mm)	d (Inch)	d (mm)	
962-3750	●	3/8	-	0.750	-	6.750	-	0.250	-	SC-3L6
962-3750-60	●	-	9.50	-	19.00	-	169.00	-	6.00	SC-3ML6
962-5000	●	1/2	-	1.000	-	7.000	-	0.250	-	SC-5L6
962-5000-60	●	-	12.70	-	25.00	-	175.00	-	6.00	SC-5ML6


● Stocked ○ Available Upon Request; MOQ May Apply ▲ Globally Stocked



List 963

OSG Carbide Bur SF-Round Nose Tree

SPEED FEED	CARBIDE	BR	PACKED
1518			1 PIECE



EDP Number		Diameter		Length of Cut		Overall Length		Shank Diameter		Style
		D (Fractional Size)	D (mm)	Lc (Inch)	Lc (mm)	L (Inch)	L (mm)	d (Inch)	d (mm)	
963-3750	●	3/8	-	0.750	-	6.750	-	0.250	-	SF-3L6
963-3750-60	●	-	9.50	-	19.00	-	169.00	-	6.00	SF-3ML6
963-5000	●	1/2	-	1.000	-	7.000	-	0.250	-	SF-5L6
963-5000-60	●	-	12.70	-	25.00	-	175.00	-	6.00	SF-5ML6

● Stocked ○ Available Upon Request; MOQ May Apply ▲ Globally Stocked



ABOUT OSG

DRILLING

THREADING

MILLING

HOLDERS

INDEX



List 967

OSG Carbide Bur SL-14° Included Angle

SPEED FEED	CARBIDE	BR	PACKED
1518			1 PIECE



EDP Number		Diameter		Length of Cut		Overall Length		Shank Diameter		Style
		D (Fractional Size)	D (mm)	Lc (Inch)	Lc (mm)	L (Inch)	L (mm)	d (Inch)	d (mm)	
967-3750	●	3/8	-	1.063	-	7.063	-	0.250	-	SL-3L6
967-3750-60	●	-	9.50	-	27.00	-	177.00	-	6.00	SL-3ML6
967-5000	●	1/2	-	1.125	-	7.125	-	0.250	-	SL-5L6
967-5000-60	●	-	12.70	-	28.00	-	178.00	-	6.00	SL-5ML6

● Stocked ○ Available Upon Request; MOQ May Apply ▲ Globally Stocked





List 968

OSG Carbide Bur SD-Ball Shape

SPEED FEED 1518	CARBIDE	BR	PACKED 1 PIECE
---------------------------	----------------	-----------	--------------------------



EDP Number		Diameter		Length of Cut		Overall Length		Shank Diameter		Style
		D (Fractional Size)	D (mm)	Lc (Inch)	Lc (mm)	L (Inch)	L (mm)	d (Inch)	d (mm)	
968-3750	●	3/8	-	0.332	-	6.332	-	0.250	-	SD-3L6
968-3750-60	●	-	9.50	-	8.00	-	158.00	-	6.00	SD-3ML6
968-5000	●	1/2	-	0.450	-	6.450	-	0.250	-	SD-5L6
968-5000-60	●	-	12.70	-	11.00	-	161.00	-	6.00	SD-5ML6

● Stocked ○ Available Upon Request; MOQ May Apply ▲ Globally Stocked



ABOUT OSG

DRILLING

THREADING

MILLING

HOLDERS

INDEX






List 881

OSG Carbide Bur SA-Cylindrical

SPEED FEED 1518	CARBIDE	BR	STUB	REG	LONG	PACKED 1 PIECE
-----------------------	---------	----	------	-----	------	-------------------



EDP Number		Diameter		Length of Cut		Overall Length		Shank Diameter		Style
		D (Fractional Size)	D (mm)	Lc (Inch)	Lc (mm)	L (Inch)	L (mm)	d (Inch)	d (mm)	
881-2362	●	-	6.00	-	19.00	-	50.00	-	6.00	SA-1MA
881-2500	●	1/4	-	0.750	-	2.000	-	0.250	-	SA-1A
881-3125-60	●	-	8.00	-	19.00	-	63.00	-	6.00	SA-2MA
881-3750	●	3/8	-	0.750	-	2.500	-	0.250	-	SA-3A
881-3750-60	●	-	9.50	-	19.00	-	63.00	-	6.00	SA-3MA
881-5000	●	1/2	-	1.000	-	2.750	-	0.250	-	SA-5A
881-5000-60	●	-	12.70	-	25.00	-	69.00	-	6.00	SA-5MA
881-6250	●	5/8	-	1.000	-	2.750	-	0.250	-	SA-6A
881-6250-60	●	-	16.00	-	25.00	-	69.00	-	6.00	SA-6MA
881-7500	●	3/4	-	1.000	-	3.000	-	0.250	-	SA-7A
881-7500-60	●	-	19.00	-	25.00	-	69.00	-	6.00	SA-7MA

● Stocked ○ Available Upon Request; MOQ May Apply ▲ Globally Stocked


Note: Tool diameter ≤ 1/4" / 6mm have brazed carbide shanks, all others have hardened steel shanks.



List 882

OSG Carbide Bur SC-Cylindrical Ball End

SPEED FEED 1518	CARBIDE	BR	STUB	REG	LONG	PACKED 1 PIECE
---------------------------	----------------	-----------	-------------	------------	-------------	--------------------------



EDP Number		Diameter		Length of Cut		Overall Length		Shank Diameter		Style
		D (Fractional Size)	D (mm)	Lc (Inch)	Lc (mm)	L (Inch)	L (mm)	d (Inch)	d (mm)	
882-2362	●	-	6.00	-	19.00	-	50.00	-	6.00	SC-1MA
882-2500	●	1/4	-	0.750	-	2.000	-	0.250	-	SC-1A
882-3750	●	3/8	-	0.750	-	2.750	-	0.250	-	SC-3A
882-5000	●	1/2	-	1.000	-	2.750	-	0.250	-	SC-5A
882-5000-60	●	-	12.70	-	25.00	-	69.00	-	6.00	SC-5MA
882-6250-60	●	-	16.00	-	25.00	-	69.00	-	6.00	SC-6MA
882-6250	●	5/8	-	1.000	-	3.000	-	0.250	-	SC-6A
882-3750-60	●	-	9.50	-	19.00	-	63.00	-	6.00	SC-3MA
882-7500	●	3/4	-	1.000	-	2.750	-	0.250	-	SC-7A
882-7500-60	●	-	19.00	-	25.00	-	69.00	-	6.00	SC-7MA

● Stocked ○ Available Upon Request; MOQ May Apply ▲ Globally Stocked

Note: Tool diameter ≤ 1/4" / 6mm have brazed carbide shanks, all others have hardened steel shanks.



ABOUT OSG

DRILLING

THREADING

MILLING

HOLDERS

INDEX



List 883

OSG Carbide Bur SF-Round Nose Tree

SPEED FEED	CARBIDE	BR	STUB	REG	LONG	PACKED
1518						1 PIECE



EDP Number		Diameter		Length of Cut		Overall Length		Shank Diameter		Style
		D (Fractional Size)	D (mm)	Lc (Inch)	Lc (mm)	L (Inch)	L (mm)	d (Inch)	d (mm)	
883-2362	●	-	6.00	-	19.00	-	50.00	-	6.00	SF-1MA
883-2500	●	1/4	-	0.750	-	2.000	-	0.250	-	SF-1A
883-3750	●	3/8	-	0.750	-	2.520	-	0.250	-	SF-3A
883-3750-60	●	-	9.50	-	19.00	-	63.00	-	6.00	SF-3MA
883-5000	●	1/2	-	1.000	-	2.750	-	0.250	-	SF-5A
883-5000-60	●	-	12.70	-	25.00	-	69.00	-	6.00	SF-5MA
883-6250	●	5/8	-	1.000	-	2.750	-	0.250	-	SF-6A
883-6250-60	●	-	16.00	-	25.00	-	69.00	-	6.00	SF-6MA
883-7500	●	3/4	-	1.250	-	3.000	-	0.250	-	SF-14A
883-7500-60	●	-	19.00	-	32.00	-	76.00	-	6.00	SF-14MA

● Stocked ○ Available Upon Request; MOQ May Apply ▲ Globally Stocked

Note: Tool diameter ≤ 1/4" / 6mm have brazed carbide shanks, all others have hardened steel shanks.






List 885

OSG Carbide Bur SC-Cylindrical Ball End

SPEED FEED 1518	CARBIDE	BR	REG	PACKED 1 PIECE
---------------------------	----------------	-----------	------------	--------------------------



EDP Number		Diameter		Length of Cut		Overall Length		Shank Diameter		Style
		D (Fractional Size)	D (mm)	Lc (Inch)	Lc (mm)	L (Inch)	L (mm)	d (Inch)	d (mm)	
885-5000	●	1/2	-	1.250	-	3.000	-	0.250	-	SH-5A
885-5000-60	●	-	12.70	-	32.00	-	76.00	-	6.00	SH-5MA
885-6250-60	●	-	16.00	-	36.00	-	80.00	-	6.00	SH-6MA
885-6250	●	5/8	-	1.438	-	3.438	-	0.250	-	SH-6A
885-7500-60	●	-	19.00	-	41.00	-	85.00	-	6.00	SH-7MA
885-7500	●	3/4	-	1.625	-	3.625	-	0.250	-	SH-7A

● Stocked ○ Available Upon Request; MOQ May Apply ▲ Globally Stocked



ABOUT OSG

DRILLING

THREADING

MILLING

HOLDERS

INDEX





List 886

OSG Carbide Bur SE-Egg Shape

SPEED FEED	CARBIDE	BR	STUB	PACKED
1518				1 PIECE



EDP Number		Diameter		Length of Cut		Overall Length		Shank Diameter		Style
		D (Fractional Size)	D (mm)	Lc (Inch)	Lc (mm)	L (Inch)	L (mm)	d (Inch)	d (mm)	
886-3750	●	3/8	-	0.625	-	2.390	-	0.250	-	SE-3A
886-3750-60	●	-	9.50	-	16.00	-	60.00	-	6.00	SE-3A
886-5000	●	1/2	-	0.875	-	2.625	-	0.250	-	SE-5A
886-5000-60	●	-	12.70	-	22.00	-	66.00	-	6.00	SE-5MA
886-6250	●	5/8	-	1.000	-	2.750	-	0.250	-	SE-6A
886-6250-60	●	-	16.00	-	25.00	-	69.00	-	6.00	SE-6MA
886-7500	●	3/4	-	1.000	-	2.750	-	0.250	-	SE-7A
886-7500-60	●	-	19.00	-	25.00	-	69.00	-	6.00	SE-7MA

● Stocked ○ Available Upon Request; MOQ May Apply ▲ Globally Stocked



List 887

OSG Carbide Bur SL-14° Included Angle

SPEED FEED 1518	CARBIDE	BR	REG	PACKED 1 PIECE
---------------------------	----------------	-----------	------------	--------------------------



EDP Number		Diameter		Length of Cut		Overall Length		Shank Diameter		Style
		D (Fractional Size)	D (mm)	Lc (Inch)	Lc (mm)	L (Inch)	L (mm)	d (Inch)	d (mm)	
887-3750	●	3/8	-	1.063	-	3.000	-	0.250	-	SL-3A
887-3750-60	●	-	9.50	-	27.00	-	74.00	-	6.00	SL-3MA
887-5000	●	1/2	-	1.266	-	3.266	-	0.250	-	SL-4A
887-5000-60	●	-	12.70	-	28.00	-	76.00	-	6.00	SL-4MA
887-6250	●	5/8	-	1.438	-	3.438	-	0.250	-	SL-6A
887-6250-60	●	-	16.00	-	30.00	-	77.00	-	6.00	SL-6MA
887-7500	●	3/4	-	1.609	-	3.609	-	0.250	-	SL-7A
887-7500-60	●	-	19.00	-	38.00	-	85.00	-	6.00	SL-7MA

● Stocked ○ Available Upon Request; MOQ May Apply ▲ Globally Stocked



ABOUT OSG

DRILLING

THREADING

MILLING

HOLDERS

INDEX





List 888

OSG Carbide Bur SD-Ball Shape

SPEED FEED	CARBIDE	BR	STUB	PACKED
1518				1 PIECE



EDP Number		Diameter		Length of Cut		Overall Length		Shank Diameter		Style
		D (Fractional Size)	D (mm)	Lc (Inch)	Lc (mm)	L (Inch)	L (mm)	d (Inch)	d (mm)	
888-2362	●	-	6.00	-	5.00	-	50.00	-	6.00	SD-1MA
888-2500	●	1/4	-	0.220	-	2.000	-	0.250	-	SD-1A
888-3125-60	●	-	8.00	-	6.40	-	50.00	-	6.00	SD-2MA
888-3750	●	3/8	-	0.332	-	2.078	-	0.250	-	SD-3A
888-3750-60	●	-	9.50	-	8.00	-	52.00	-	6.00	SD-3MA
888-5000	●	1/2	-	0.450	-	2.203	-	0.250	-	SD-5A
888-5000-60	●	-	12.70	-	11.00	-	55.00	-	6.00	SD-5MA
888-6250	●	5/8	-	0.568	-	2.313	-	0.250	-	SD-6A
888-6250-60	●	-	16.00	-	14.00	-	58.00	-	6.00	SD-6MA

● Stocked ○ Available Upon Request; MOQ May Apply ▲ Globally Stocked

Note: Tool diameter ≤ 1/4" / 6mm have brazed carbide shanks, all others have hardened steel shanks.



List 800

OSG Carbide Bur Tough Cut

SPEED FEED 1518	CARBIDE	BR	STUB	REG	LONG	EXTRA LONG	PACKED 1 PIECE
---------------------------	----------------	-----------	-------------	------------	-------------	-------------------	--------------------------



EDP Number		Diameter		Length of Cut		Included Angle	Overall Length		Shank Diameter		Style	Shape
		D (Fractional Size)	D (mm)	Lc (Inch)	Lc (mm)	α (°)	L (Inch)	L (mm)	d (Inch)	d (mm)		
800-8008-30	●	-	1.50	-	6.00	-	-	38.00	-	3.00	SA-41M	Cylindrical
800-8008	●	1/16	-	0.250	-	-	1.500	-	0.125	-	SA-41	Cylindrical
800-8018	●	3/32	-	0.090	-	-	1.500	-	0.125	-	SD-41	Ball Shape
800-8001	●	3/32	-	0.438	-	-	1.500	-	0.125	-	SA-42	Cylindrical
800-8001-30	●	-	2.50	-	11.00	-	-	38.00	-	3.00	SA-42M	Cylindrical
800-8007	●	3/32	-	0.438	-	-	1.500	-	0.125	-	SC-41	Cylindrical Ball End
800-8018-30	●	-	2.50	-	2.30	-	-	38.00	-	3.00	SD-41M	Ball Shape
800-8007-30	●	-	2.50	-	11.00	-	-	38.00	-	3.00	SC-41M	Cylindrical Ball End
800-8009-30	●	-	3.00	-	-	-	-	38.00	-	3.00	SB-ECO	Cylindrical
800-8016-30	●	-	3.00	-	1.50	90.00	-	38.00	-	3.00	SK-42M	90° Included Angle
800-8015-30	●	-	3.00	-	2.50	60.00	-	38.00	-	3.00	SJ-42M	60° Included Angle
800-8019-30	●	-	3.00	-	2.80	-	-	50.00	-	3.00	SD-42M	Ball Shape
800-8014-30	●	-	3.00	-	4.00	10.00	-	38.00	-	3.00	SN-42M	Inverted Taper
800-8010-30	●	-	3.00	-	5.50	-	-	38.00	-	3.00	SE-41M	Egg Shape
800-8020-30	●	-	3.00	-	6.30	-	-	38.00	-	3.00	SH-41M	Flame Shape
800-8011-30	●	-	3.00	-	8.90	12.00	-	38.00	-	3.00	SM-41M	Pointed Cone
800-8012-30	●	-	3.00	-	11.00	14.00	-	38.00	-	3.00	SM-42M	Pointed Cone
800-8005-30	●	-	3.00	-	12.70	-	-	38.00	-	3.00	SG-44M	Pointed Tree
800-8006-30	●	-	3.00	-	12.70	-	-	38.00	-	3.00	SF-42M	Round Nose Tree
800-8017-30	●	-	3.00	-	12.70	8.00	-	38.00	-	3.00	SL-42M	14° Included Angle
800-8002-30	●	-	3.00	-	14.00	-	-	38.00	-	3.00	SA-43M	Cylindrical
800-8003-30	●	-	3.00	-	14.00	-	-	38.00	-	3.00	SB-43M	Cylindrical
800-8004-30	●	-	3.00	-	14.00	-	-	38.00	-	3.00	SC-42M	Cylindrical Ball End
800-8013-30	●	-	3.00	-	16.00	7.00	-	38.00	-	3.00	SM-43M	Pointed Cone
800-8016	●	1/8	-	0.063	-	90.00	1.500	-	0.125	-	SK-42	90° Included Angle
800-8015	●	1/8	-	0.094	-	60.00	1.500	-	0.125	-	SJ-42	60° Included Angle
800-8019	●	1/8	-	0.110	-	-	1.500	-	0.125	-	SD-42	Ball Shape
800-8014	●	1/8	-	0.188	-	10.00	1.500	-	0.125	-	SN-42	Inverted Taper
800-8010	●	1/8	-	0.219	-	-	1.500	-	0.125	-	SE-41	Egg Shape
800-8020	●	1/8	-	0.250	-	-	1.500	-	0.125	-	SH-41	Flame Shape
800-8011	●	1/8	-	0.344	-	12.00	1.500	-	0.125	-	SM-41	Pointed Cone
800-8012	●	1/8	-	0.438	-	14.00	1.500	-	0.125	-	SM-42	Pointed Cone
800-8005	●	1/8	-	0.500	-	-	1.500	-	0.125	-	SG-44	Pointed Tree
800-8006	●	1/8	-	0.500	-	-	1.500	-	0.125	-	SF-42	Round Nose Tree
800-8017	●	1/8	-	0.500	-	8.00	1.500	-	0.125	-	SL-42	14° Included Angle
800-8002	●	1/8	-	0.563	-	-	1.500	-	0.125	-	SA-43	Cylindrical
800-8003	●	1/8	-	0.563	-	-	1.500	-	0.125	-	SB-43	Cylindrical
800-8004	●	1/8	-	0.563	-	-	1.500	-	0.125	-	SC-42	Cylindrical Ball End
800-8013	●	1/8	-	0.625	-	7.00	1.500	-	0.125	-	SM-43	Pointed Cone

● Stocked ○ Available Upon Request; MOQ May Apply ▲ Globally Stocked





List 815

OSG Carbide Bur Tough Cut

SPEED FEED 1518	CARBIDE	BR	STUB	REG	PACKED 1 PIECE
---------------------------	----------------	-----------	-------------	------------	--------------------------



EDP Number		Diameter		Length of Cut		Included Angle	Overall Length		Shank Diameter		Style	Shape
		D (Fractional Size)	D (mm)	Lc (Inch)	Lc (mm)	α (°)	L (Inch)	L (mm)	d (Inch)	d (mm)		
815-0006	●	1/4	-	0.188	-	-	1.687	-	0.125	-	SB-51	Cylindrical
815-0006-30	●	-	6.30	-	4.70	-	-	43.00	-	3.00	SB-51M	Cylindrical
815-0007	●	1/4	-	0.220	-	-	1.720	-	0.125	-	SD-51	Ball Shape
815-0007-30	●	-	6.30	-	5.00	-	-	44.00	-	3.00	SD-51M	Ball Shape
815-0009	●	1/4	-	0.250	-	10.00	1.500	-	0.125	-	SN-51	Inverted Taper
815-0009-30	●	-	6.30	-	6.00	10.00	-	44.00	-	3.00	SN-51M	Inverted Taper
815-0008	●	1/4	-	0.375	-	-	1.875	-	0.125	-	SE-51	Egg Shape
815-0008-30	●	-	6.30	-	9.50	-	-	47.00	-	3.00	SE-51M	Egg Shape
815-0001	●	1/4	-	0.500	-	-	2.000	-	0.125	-	SA-51	Cylindrical
815-0002	●	1/4	-	0.500	-	-	2.000	-	0.125	-	SC-51	Cylindrical Ball End
815-0002-30	●	-	6.30	-	12.70	-	-	50.00	-	3.00	SC-51M	Cylindrical Ball End
815-0003	●	1/4	-	0.500	-	-	2.000	-	0.125	-	SF-51	Round Nose Tree
815-0003-30	●	-	6.30	-	12.70	-	-	56.00	-	3.00	SF-51M	Round Nose Tree
815-0004	●	1/4	-	0.500	-	-	2.000	-	0.125	-	SG-51	Pointed Tree
815-0004-30	●	-	6.30	-	12.70	-	-	50.00	-	3.00	SG-51M	Pointed Tree
815-0005	●	1/4	-	0.500	-	22.00	2.150	-	0.125	-	SM-51	Pointed Cone
815-0001-30	●	-	6.30	-	12.70	-	-	50.00	-	3.00	SA-51M	Cylindrical
815-0005-30	●	-	6.30	-	12.70	22.00	-	53.00	-	3.00	SM-51M	Pointed Cone

● Stocked ○ Available Upon Request; MOQ May Apply ▲ Globally Stocked





List 820

OSG Carbide Bur Tough Cut

SPEED FEED 1518	CARBIDE	BR	STUB	REG	LONG	PACKED 1 PIECE
-----------------------	---------	----	------	-----	------	-------------------



EDP Number		Diameter		Length of Cut		Included Angle	Overall Length		Shank Diameter		Style	Shape
		D (Fractional Size)	D (mm)	Lc (Inch)	Lc (mm)	α (°)	L (Inch)	L (mm)	d (Inch)	d (mm)		
820-0001	●	5/32	-	0.500	-	-	1.500	-	0.125	-	SA-52	Cylindrical
820-0002	●	5/32	-	0.500	-	-	1.500	-	0.125	-	SC-52	Cylindrical Ball End
820-0001-30	●	-	4.00	-	12.70	-	-	38.00	-	3.00	SA-52M	Cylindrical
820-0002-30	●	-	4.00	-	12.70	-	-	38.00	-	3.00	SC-52M	Cylindrical Ball End
820-0008	●	3/16	-	0.160	-	-	1.500	-	0.125	-	SD-53	Ball Shape
820-0008-30	●	-	5.00	-	4.70	-	-	38.00	-	3.00	SD-53M	Ball Shape
820-0010	●	3/16	-	0.250	-	10.00	1.500	-	0.125	-	SN-53	Inverted Taper
820-0010-30	●	-	5.00	-	6.30	10.00	-	38.00	-	3.00	SN-53M	Inverted Taper
820-0006	●	3/16	-	0.281	-	-	1.500	-	0.125	-	SE-53	Egg Shape
820-0006-30	●	-	5.00	-	7.10	-	-	38.00	-	3.00	SE-53M	Egg Shape
820-0009	●	3/16	-	0.375	-	-	1.500	-	0.125	-	SH-53	Flame Shape
820-0009-30	●	-	5.00	-	9.50	-	-	38.00	-	3.00	SH-53M	Flame Shape
820-0003	●	3/16	-	0.500	-	-	1.500	-	0.125	-	SF-53	Round Nose Tree
820-0004	●	3/16	-	0.500	-	-	1.500	-	0.125	-	SG-53	Pointed Tree
820-0005	●	3/16	-	0.500	-	16.00	1.500	-	0.125	-	SM-53	Pointed Cone
820-0005-30	●	-	5.00	-	12.70	16.00	-	38.00	-	3.00	SM-53M	Pointed Cone
820-0007	●	3/16	-	0.500	-	14.00	1.500	-	0.125	-	SL-53	14° Included Angle
820-0011	●	3/16	-	0.500	-	-	1.500	-	0.125	-	SA-53	Cylindrical
820-0012	●	3/16	-	0.500	-	-	1.500	-	0.125	-	SC-53	Cylindrical Ball End
820-0012-30	●	-	5.00	-	12.70	-	-	38.00	-	3.00	SC-53M	Cylindrical Ball End
820-0003-30	●	-	5.00	-	12.70	-	-	38.00	-	3.00	SF-53M	Round Nose Tree
820-0004-30	●	-	5.00	-	12.70	-	-	38.00	-	3.00	SG-53M	Pointed Tree
820-0007-30	●	-	5.00	-	12.70	14.00	-	38.00	-	3.00	SL-53M	14° Included Angle
820-0011-30	●	-	5.00	-	12.70	-	-	38.00	-	3.00	SA-53M	Cylindrical

● Stocked ○ Available Upon Request; MOQ May Apply ▲ Globally Stocked



ABOUT OSG

DRILLING

THREADING

MILLING

HOLDERS

INDEX





List 900

OSG Carbide Bur Medium Right Hand Spiral

SPEED FEED 1518	CARBIDE	BR	STUB	REG	LONG	EXTRA LONG	PACKED 1 PIECE
---------------------------	----------------	-----------	-------------	------------	-------------	-------------------	--------------------------



EDP Number		Diameter		Length of Cut		Included Angle	Overall Length		Shank Diameter		Style	Shape
		D (Fractional Size)	D (mm)	Lc (Inch)	Lc (mm)	α (°)	L (Inch)	L (mm)	d (Inch)	d (mm)		
900-9008	●	1/16	-	0.250	-	-	1.500	-	0.125	-	SA-41	Cylindrical
900-9008-30	●	-	1.50	-	6.00	-	-	38.00	-	3.00	SA-41M	Cylindrical
900-9018	●	3/32	-	0.090	-	-	1.500	-	0.125	-	SD-41	Ball Shape
900-9018-30	●	-	2.50	-	2.30	-	-	38.00	-	3.00	SD-41M	Ball Shape
900-9001	●	3/32	-	0.438	-	-	1.500	-	0.125	-	SA-42	Cylindrical
900-9007	●	3/32	-	0.438	-	-	1.500	-	0.125	-	SC-41	Cylindrical Ball End
900-9001-30	●	-	2.40	-	11.00	-	-	38.00	-	3.00	SA-42M	Cylindrical
900-9007-30	●	-	2.50	-	11.00	-	-	38.00	-	3.00	SC-41M	Cylindrical Ball End
900-9009-30	●	-	3.00	-	-	-	-	38.00	-	3.00	SB-ECO	Cylindrical
900-9016-30	●	-	3.00	-	1.50	90.00	-	38.00	-	3.00	SK-42M	90° Included Angle
900-9015-30	●	-	3.00	-	2.50	60.00	-	38.00	-	3.00	SJ-42M	60° Included Angle
900-9019-30	●	-	3.00	-	2.80	-	-	50.00	-	3.00	SD-42M	Ball Shape
900-9014-30	●	-	3.00	-	4.00	10.00	-	38.00	-	3.00	SN-42M	Inverted Taper
900-9010-30	●	-	3.00	-	5.50	-	-	38.00	-	3.00	SE-41M	Egg Shape
900-9020-30	●	-	3.00	-	6.30	-	-	38.00	-	3.00	SH-41M	Flame Shape
900-9011-30	●	-	3.00	-	8.90	12.00	-	38.00	-	3.00	SM-41M	Pointed Cone
900-9012-30	●	-	3.00	-	11.00	14.00	-	38.00	-	3.00	SM-42M	Pointed Cone
900-9005-30	●	-	3.00	-	12.70	-	-	38.00	-	3.00	SG-44M	Pointed Tree
900-9006-30	●	-	3.00	-	12.70	-	-	38.00	-	3.00	SF-42M	Round Nose Tree
900-9017-30	●	-	3.00	-	12.70	8.00	-	38.00	-	3.00	SL-42M	14° Included Angle
900-9003-30	●	-	3.00	-	14.00	-	-	38.00	-	3.00	SB-43M	Cylindrical
900-9004-30	●	-	3.00	-	14.00	-	-	38.00	-	3.00	SC-42M	Cylindrical Ball End
900-9002-30	●	-	3.00	-	14.00	-	-	38.00	-	3.00	SA-43M	Cylindrical
900-9013-30	●	-	3.00	-	16.00	7.00	-	38.00	-	3.00	SM-43M	Pointed Cone
900-9009	●	1/8	-	-	-	-	1.500	-	0.125	-	SB-ECO	Cylindrical
900-9016	●	1/8	-	0.063	-	90.00	1.500	-	0.125	-	SK-42	90° Included Angle
900-9015	●	1/8	-	0.094	-	60.00	1.500	-	0.125	-	SJ-42	60° Included Angle
900-9019	●	1/8	-	0.110	-	-	1.500	-	0.125	-	SD-42	Ball Shape
900-9014	●	1/8	-	0.188	-	10.00	1.500	-	0.125	-	SN-42	Inverted Taper
900-9010	●	1/8	-	0.219	-	-	1.500	-	0.125	-	SE-41	Egg Shape
900-9020	●	1/8	-	0.250	-	-	1.500	-	0.125	-	SH-41	Flame Shape
900-9011	●	1/8	-	0.344	-	12.00	1.500	-	0.125	-	SM-41	Pointed Cone
900-9012	●	1/8	-	0.438	-	14.00	1.500	-	0.125	-	SM-42	Pointed Cone
900-9005	●	1/8	-	0.500	-	-	1.500	-	0.125	-	SG-44	Pointed Tree
900-9006	●	1/8	-	0.500	-	-	1.500	-	0.125	-	SF-42	Round Nose Tree
900-9017	●	1/8	-	0.500	-	8.00	1.500	-	0.125	-	SL-42	14° Included Angle
900-9002	●	1/8	-	0.563	-	-	1.500	-	0.125	-	SA-43	Cylindrical
900-9003	●	1/8	-	0.563	-	-	1.500	-	0.125	-	SB-43	Cylindrical
900-9004	●	1/8	-	0.563	-	-	1.500	-	0.125	-	SC-42	Cylindrical Ball End
900-9013	●	1/8	-	0.625	-	7.00	1.500	-	0.125	-	SM-43	Pointed Cone

● Stocked ○ Available Upon Request; MOQ May Apply ▲ Globally Stocked



ABOUT OSG

DRILLING

THREADING

MILLING

HOLDERS

INDEX





List 915

OSG Carbide Bur Medium Right Hand Spiral

SPEED FEED 1518	CARBIDE	BR	STUB	REG	PACKED 1 PIECE
---------------------------	----------------	-----------	-------------	------------	--------------------------



EDP Number		Diameter		Length of Cut		Included Angle	Overall Length		Shank Diameter		Style	Shape
		D (Fractional Size)	D (mm)	Lc (Inch)	Lc (mm)	α (°)	L (Inch)	L (mm)	d (Inch)	d (mm)		
915-0006	●	1/4	-	0.188	-	-	1.687	-	0.125	-	SB-51	Cylindrical
915-0006-30	●	-	6.30	-	4.70	-	-	43.00	-	3.00	SB-51M	Cylindrical
915-0007	●	1/4	-	0.220	-	-	1.720	-	0.125	-	SD-51	Ball Shape
915-0007-30	●	-	6.30	-	5.00	-	-	44.00	-	3.00	SD-51M	Ball Shape
915-0009	●	1/4	-	0.250	-	10.00	1.500	-	0.125	-	SN-51	Inverted Taper
915-0009-30	●	-	6.30	-	6.00	10.00	-	44.00	-	3.00	SN-51M	Inverted Taper
915-0008	●	1/4	-	0.375	-	-	1.875	-	0.125	-	SE-51	Egg Shape
915-0008-30	●	-	6.30	-	9.50	-	-	47.00	-	3.00	SE-51M	Egg Shape
915-0001	●	1/4	-	0.500	-	-	2.000	-	0.125	-	SA-51	Cylindrical
915-0002	●	1/4	-	0.500	-	-	2.000	-	0.125	-	SC-51	Cylindrical Ball End
915-0003	●	1/4	-	0.500	-	-	2.000	-	0.125	-	SF-51	Round Nose Tree
915-0004	●	1/4	-	0.500	-	-	2.000	-	0.125	-	SG-51	Pointed Tree
915-0005	●	1/4	-	0.500	-	22.00	2.150	-	0.125	-	SM-51	Pointed Cone
915-0001-30	●	-	6.30	-	12.70	-	-	50.00	-	3.00	SA-51M	Cylindrical
915-0002-30	●	-	6.30	-	12.70	-	-	50.00	-	3.00	SC-51M	Cylindrical Ball End
915-0004-30	●	-	6.30	-	12.70	-	-	53.00	-	3.00	SG-51M	Pointed Tree
915-0005-30	●	-	6.30	-	12.70	22.00	-	53.00	-	3.00	SM-51M	Pointed Cone
915-0003-30	●	-	6.30	-	12.70	-	-	56.00	-	3.00	SF-51M	Round Nose Tree

● Stocked ○ Available Upon Request; MOQ May Apply ▲ Globally Stocked



ABOUT OSG

DRILLING

THREADING

MILLING

HOLDERS

INDEX





List 920

OSG Carbide Bur Medium Right Hand Spiral

SPEED FEED	CARBIDE	BR	STUB	REG	LONG	PACKED
1518						1 PIECE



EDP Number		Diameter		Length of Cut		Included Angle	Overall Length		Shank Diameter		Style	Shape
		D (Fractional Size)	D (mm)	Lc (Inch)	Lc (mm)	α (°)	L (Inch)	L (mm)	d (Inch)	d (mm)		
920-0001	●	5/32	-	0.500	-	-	1.500	-	0.125	-	SA-52	Cylindrical
920-0002	●	5/32	-	0.500	-	-	1.500	-	0.125	-	SC-52	Cylindrical Ball End
920-0001-30	●	-	4.00	-	12.70	-	-	38.00	-	3.00	SA-52M	Cylindrical
920-0002-30	●	-	4.00	-	12.70	-	-	38.00	-	3.00	SC-52M	Cylindrical Ball End
920-0008	●	3/16	-	0.160	-	-	1.500	-	0.125	-	SD-53	Ball Shape
920-0008-30	●	-	5.00	-	4.70	-	-	38.00	-	3.00	SD-53M	Ball Shape
920-0010	●	3/16	-	0.250	-	10.00	1.500	-	0.125	-	SN-53	Inverted Taper
920-0010-30	●	-	5.00	-	6.30	10.00	-	38.00	-	3.00	SN-53M	Inverted Taper
920-0006	●	3/16	-	0.281	-	-	1.500	-	0.125	-	SE-53	Egg Shape
920-0006-30	●	-	5.00	-	7.10	-	-	38.00	-	3.00	SE-53M	Egg Shape
920-0009	●	3/16	-	0.375	-	-	1.500	-	0.125	-	SH-53	Flame Shape
920-0009-30	●	-	5.00	-	9.50	-	-	38.00	-	3.00	SH-53M	Flame Shape
920-0003	●	3/16	-	0.500	-	-	1.500	-	0.125	-	SF-53	Round Nose Tree
920-0004	●	3/16	-	0.500	-	-	1.500	-	0.125	-	SG-53	Pointed Tree
920-0005	●	3/16	-	0.500	-	16.00	1.500	-	0.125	-	SM-53	Pointed Cone
920-0007	●	3/16	-	0.500	-	14.00	1.500	-	0.125	-	SL-53	14° Included Angle
920-0011	●	3/16	-	0.500	-	-	1.500	-	0.125	-	SA-53	Cylindrical
920-0012	●	3/16	-	0.500	-	-	1.500	-	0.125	-	SC-53	Cylindrical Ball End
920-0003-30	●	-	5.00	-	12.70	-	-	38.00	-	3.00	SF-53M	Round Nose Tree
920-0004-30	●	-	5.00	-	12.70	-	-	38.00	-	3.00	SG-53M	Pointed Tree
920-0005-30	●	-	5.00	-	12.70	16.00	-	38.00	-	3.00	SM-53M	Pointed Cone
920-0007-30	●	-	5.00	-	12.70	14.00	-	38.00	-	3.00	SL-53M	14° Included Angle
920-0011-30	●	-	5.00	-	12.70	-	-	38.00	-	3.00	SA-53M	Cylindrical
920-0012-30	●	-	5.00	-	12.70	-	-	38.00	-	3.00	SC-53M	Cylindrical Ball End

● Stocked ○ Available Upon Request; MOQ May Apply ▲ Globally Stocked





List 52700

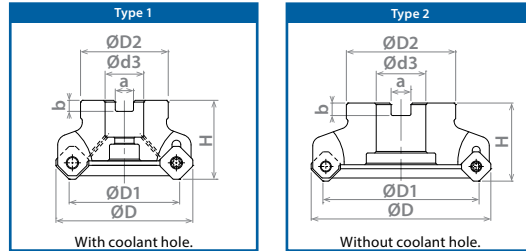
OSG PHOENIX® PAS BORE

SPEED FEED	INSERTS	ACCS.	STEEL	PACKED
1525	1187	1188		1 PIECE



EDP Number	Designation	Type	Diameter		Number of Flutes	Body Height	Flange Diameter	Bore Diameter	Keyway Width	Keyway Depth	Applicable Insert
			D (Inch)	D1 (Inch)		H (Inch)	D2 (Inch)	d3 (Inch)	a (Inch)	b (Inch)	
52700000	PAS15R200A075-4	1	2.590	2.000	4	1.772	1.772	0.750	0.315	0.197	SNKU15
52700001	PAS15R250A075-5	1	3.090	2.500	5	1.772	1.968	0.750	0.315	0.197	SNKU15
52700002	PAS15R300A100-6	1	3.590	3.000	6	1.968	2.362	1.000	0.375	0.236	SNKU15
52700003	PAS15R400A125-7	2	4.590	4.000	7	1.968	2.756	1.250	0.500	0.315	SNKU15
52700004	PAS15R500A150-8	2	5.590	5.000	8	2.480	3.543	1.500	0.625	0.394	SNKU15
52700005	PAS15R600A150-9	2	6.590	6.000	9	2.480	3.740	1.500	0.625	0.394	SNKU15

● Stocked ○ Available Upon Request; MOQ May Apply ▲ Globally Stocked



DESIGNATION EXPLANATION

PAS 15 R 200 A 075 (W)-4



See Full Detail on Page 1524

P	M	K	N	S	H
Steel	Stainless Steel	Cast Iron	Non-Ferrous	HRSA	Hardened Steel
○	○	○		○	○

Material recommendation based on inserts compatible with this tool body.

○ Good ○ Best





List 78020

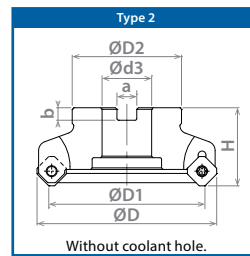
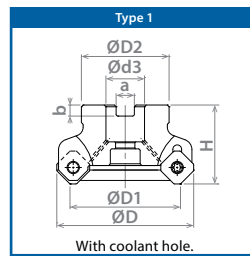
OSG PHOENIX[®] PAS BORE

SPEED FEED	INSERTS	ACCS.	STEEL	PACKED
1525	1187	1188		1 PIECE



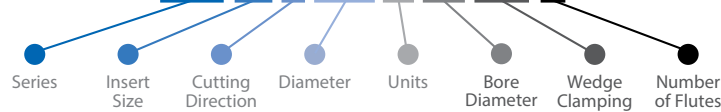
EDP Number	Designation	Type	Diameter		Number of Flutes	Body Height		Flange Diameter		Bore Diameter		Keyway Width		Keyway Depth		Applicable Insert
			D (mm)	D1 (mm)		H (mm)	D2 (mm)	d3 (mm)	a (mm)	b (mm)						
7802000	PAS15R050M22-4	1	65.00	50.00	4	45.00	45.00	22.00	10.40	6.30	10.40	6.30	6.30	6.30	6.30	SNKU15
7802001	PAS15R063M22-5	1	78.00	63.00	5	45.00	50.00	22.00	10.40	6.30	10.40	6.30	6.30	6.30	6.30	SNKU15
7802002	PAS15R080M25.4-6	1	95.00	80.00	6	50.00	60.00	25.40	9.50	6.00	9.50	6.00	6.00	6.00	6.00	SNKU15
7802003	PAS15R100M31.7-7	2	115.00	100.00	7	50.00	70.00	31.75	12.70	8.00	12.70	8.00	8.00	8.00	8.00	SNKU15
7802004	PAS15R125M38.1-8	2	140.00	125.00	8	63.00	90.00	38.10	15.90	10.00	15.90	10.00	10.00	10.00	10.00	SNKU15

● Stocked ○ Available Upon Request; MOQ May Apply ▲ Globally Stocked



DESIGNATION EXPLANATION

PAS 15 R 050 M 22 (W)-4



See Full Detail on Page 1524

P	M	K	N	S	H
Steel	Stainless Steel	Cast Iron	Non-Ferrous	HRSA	Hardened Steel
○	○	○		○	○

Material recommendation based on inserts compatible with this tool body.

○ Good ○ Best

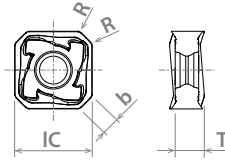





List 78PAS

OSG PHOENIX® PAS INSERTS

PACKED
10 PIECE



EDP Number	Designation	Number of Cutting Edges	Insert Size					Grade
			IC (mm)	T (mm)	R (mm)	b (mm)	Aa Max (mm)	
7812060	● SNKU1505AZER-GR	8	15.88	7.18	1.00	3.65	6.50	XC1015
7819061	● SNKU1505AZER-GM	8	15.88	7.18	1.00	3.65	6.50	XC3025
52700006	● SNKU1505AZER-SM	8	15.88	7.18	1.00	3.65	6.50	XC5040
7813061	● SNKU1505AZER-GM	8	15.88	7.18	1.00	3.65	6.50	XP2040
7814061	● SNKU1505AZER-GM	8	15.88	7.18	1.00	3.65	6.50	XP3035

● Stocked ○ Available Upon Request; MOQ May Apply ▲ Globally Stocked

PXI

ABOUT OSG

DRILLING

THREADING


MILLING

HOLDERS

INDEX

DESIGNATION EXPLANATION

S N K U 15 05 A Z E R - G M X P 3 0 3 5



See Full Detail on Pages 1522-1523

Insert Grade	Chip Breaker	Coolant	P	M	K	N	S	H
			Steel	Stainless Steel	Cast Iron	Non-Ferrous	HRSA	Hardened Steel
XC1015	GR	N			○			
XC3025	GM	N	○		○			
XC5040	SM	Y		○			○	
XP2040	GM	Y	○	○			○	○
XP3035	GM	N	○	○	○			

GM: Medium Cutting GR: Rough Cutting SM: Heat Resistant Alloy

○ Good ○ Best


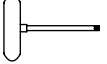




List 7808H

OSG PHOENIX® PAS ACCESSORIES

PACKED	PACKED
1 PIECE	10 PIECE

Appearance	EDP No.		Designation	Applicable Cutter		Recommended Tightening Torque
				Inch	mm	
 Clamping Screw	7808131	●	FS45513P (M4.5 x 13, Torx 20IP)	PAS BORE Ø2.000-6.000	PAS BORE Ø50-125	5.0 Nm
 Wrench	7808000	●	20IP-T (Torx 20IP)	PAS BORE Ø2.000-6.000	PAS BORE Ø50-125	-

● Stocked ○ Available Upon Request; MOQ May Apply ▲ Globally Stocked
Note: Wrench sold separately
Packed: Clamping Screws = 10 pcs; Wrench = 1 pc.





List 52800

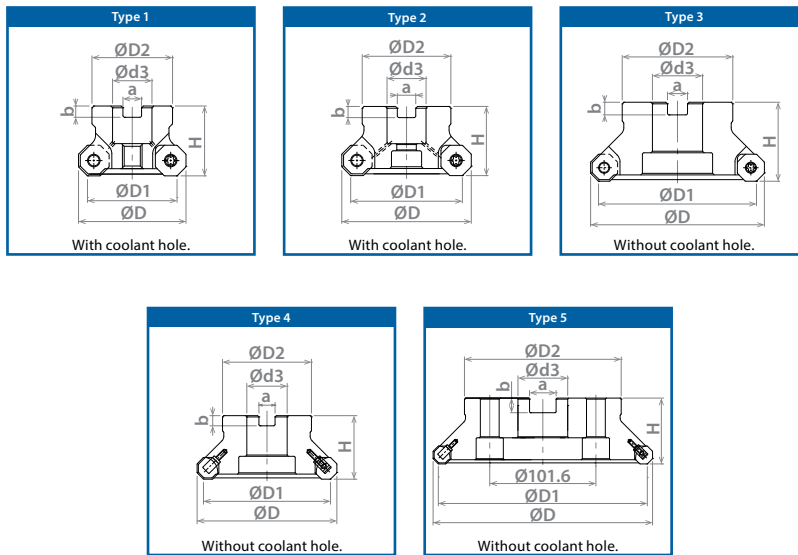
OSG PHOENIX® PAO BORE

SPEED FEED	INSERTS	ACCS.	STEEL	PACKED
1526	1191	1192		1 PIECE



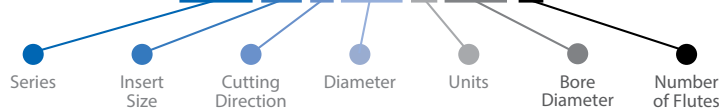
EDP Number	Designation	Type	Diameter		Number of Flutes	Body Height		Flange Diameter		Bore Diameter		Keyway Width		Keyway Depth	Applicable Insert
			D (Inch)	D1 (Inch)		H (Inch)	D2 (Inch)	d3 (Inch)	a (Inch)	b (Inch)					
52800000	PAO06R200A075-5	1	2.401	2.000	5	1.575	1.772	0.750	0.315	0.197	OZKU06 / XAHT06				
52800001	PAO06R250A075-7	2	2.901	2.500	7	1.575	1.968	0.750	0.315	0.197	OZKU06 / XAHT06				
52800002	PAO06R300A100-8	2	3.401	3.000	8	1.968	2.362	1.000	0.375	0.236	OZKU06 / XAHT06				
52800003	PAO06R400A125-10	3	4.401	4.000	10	1.968	2.756	1.250	0.500	0.315	OZKU06 / XAHT06				
52800004	PAO06R500A150-12	3	5.401	5.000	12	2.480	3.543	1.500	0.625	0.394	OZKU06 / XAHT06				
52800005	PAO06R600A150-13	3	6.401	6.000	13	2.480	3.740	1.500	0.625	0.394	OZKU06 / XAHT06				
52800006	PAO06R400A125W-14	4	4.401	4.000	14	1.968	2.756	1.250	0.500	0.315	OZKU06 / XAHT06				
52800007	PAO06R500A150W-17	4	5.401	5.000	17	2.480	3.543	1.500	0.625	0.394	OZKU06 / XAHT06				
52800008	PAO06R600A150W-20	4	6.401	6.000	20	2.480	3.740	1.500	0.625	0.394	OZKU06 / XAHT06				
52800009	PAO06R800A250W-25	5	8.401	8.000	25	2.480	5.118	2.500	1.000	0.551	OZKU06 / XAHT06				

● Stocked ○ Available Upon Request; MOQ May Apply ▲ Globally Stocked



DESIGNATION EXPLANATION

PAO 06 R 200 A 075-4



See Full Detail on Page 1524

P	M	K	N	S	H
Steel	Stainless Steel	Cast Iron	Non-Ferrous	HRSA	Hardened Steel
○	○	○		○	

Material recommendation based on inserts compatible with this tool body.

○ Good ○ Best





List 78120

OSG PHOENIX® PAO BORE

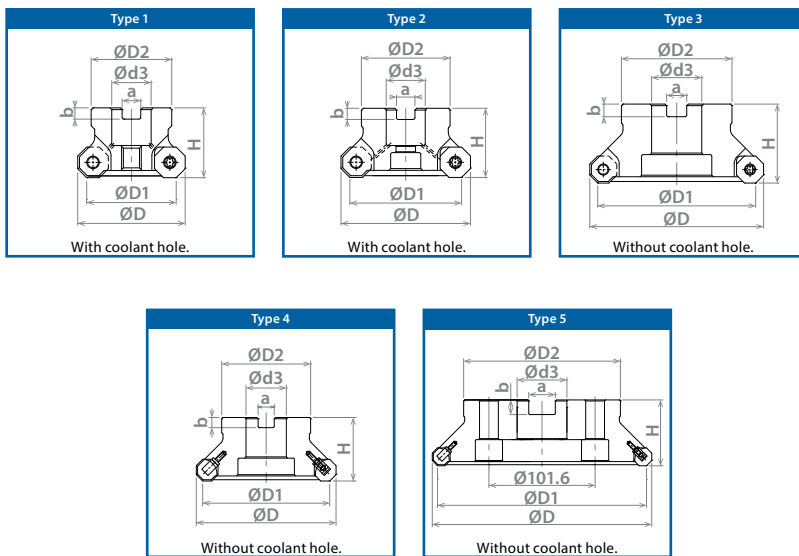


SPEED FEED	INSERTS	ACCS.	STEEL	PACKED
1526	1191	1192		1 PIECE



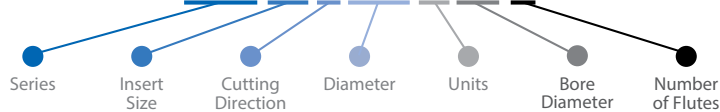
EDP Number	Designation	Type	Diameter		Number of Flutes	Body Height	Flange Diameter	Bore Diameter	Keyway Width	Keyway Depth	Applicable Insert
			D (mm)	D1 (mm)		H (mm)	D2 (mm)	d3 (mm)	a (mm)	b (mm)	
7802020	PAO06R050M22-5	1	60.20	50.00	5	40.00	45.00	22.00	10.40	6.30	OZKU06 / XAHT06
7802021	PAO06R063M22-7	2	73.20	63.00	7	40.00	50.00	22.00	10.40	6.30	OZKU06 / XAHT06
7802022	PAO06R080M25.4-8	2	90.20	80.00	8	50.00	60.00	25.40	9.50	6.00	OZKU06 / XAHT06
7802023	PAO06R100M31.7-10	3	110.20	100.00	10	50.00	70.00	31.75	12.70	8.00	OZKU06 / XAHT06
7802024	PAO06R125M38.1-12	3	135.20	125.00	12	63.00	90.00	38.10	15.90	10.00	OZKU06 / XAHT06
7802089	PAO06R100M31.7W-14	4	110.20	100.00	14	50.00	70.00	31.75	12.70	8.00	OZKU06 / XAHT06
7802091	PAO06R125M38.1W-17	4	135.20	125.00	17	63.00	90.00	38.10	15.90	10.00	OZKU06 / XAHT06
7802093	PAO06R160M50.8W-20	4	170.20	160.00	20	63.00	100.00	50.80	19.00	11.00	OZKU06 / XAHT06
7802095	PAO06R200M47.6W-25	5	210.20	200.00	25	63.00	150.00	47.63	25.40	14.00	OZKU06 / XAHT06

● Stocked ○ Available Upon Request; MOQ May Apply ▲ Globally Stocked



DESIGNATION EXPLANATION

PAO 06 R 050 M 22-4



See Full Detail on Page 1524

P	M	K	N	S	H
Steel	Stainless Steel	Cast Iron	Non-Ferrous	HRSA	Hardened Steel
○	○	○		○	

Material recommendation based on inserts compatible with this tool body.

○ Good ○ Best





List 78PAO

OSG PHOENIX® PAO INSERTS

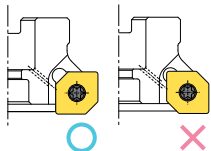
PACKED
10 PIECE



EDP Number	Designation	Number of Cutting Edges	Insert Size								Grade
			IC (mm)	T (mm)	I (mm)	α (°)	R (mm)	b (mm)	Aa Max (mm)		
7812062	● OZKU060508SR-GM	16	17.10	5.66	6.00	3.00	0.80	2.00	3.50	XC1015	
7812086	● OZKU060508SR-GR	16	17.10	5.66	6.00	3.00	0.80	2.00	3.50	XC1015	
7827063	● OZKU060508SR-GL	16	17.10	5.66	6.00	3.00	0.80	2.00	3.50	XC3020	
7827062	● OZKU060508SR-GM	16	17.10	5.66	6.00	3.00	0.80	2.00	3.50	XC3020	
7825063	● OZKU060508SR-GL	16	17.10	5.66	6.00	3.00	0.80	2.00	3.50	XC3030	
7825062	● OZKU060508SR-GM	16	17.10	5.66	6.00	3.00	0.80	2.00	3.50	XC3030	
7816085	● OZKU060508SR-SM	16	17.10	5.66	6.00	3.00	0.80	2.00	3.50	XC5040	
7821062	● OZKU060508SR-GM	16	17.10	5.66	6.00	3.00	0.80	2.00	3.50	XP1020	
7821086	● OZKU060508SR-GR	16	17.10	5.66	6.00	3.00	0.80	2.00	3.50	XP1020	
7826063	● OZKU060508SR-GL	16	17.10	5.66	6.00	3.00	0.80	2.00	3.50	XP2025	
7826062	● OZKU060508SR-GM	16	17.10	5.66	6.00	3.00	0.80	2.00	3.50	XP2025	
7813063	● OZKU060508SR-GL	16	17.10	5.66	6.00	3.00	0.80	2.00	3.50	XP2040	
7813062	● OZKU060508SR-GM	16	17.10	5.66	6.00	3.00	0.80	2.00	3.50	XP2040	
7828063	● OZKU060508SR-GL	16	17.10	5.66	6.00	3.00	0.80	2.00	3.50	XP3025	
7828062	● OZKU060508SR-GM	16	17.10	5.66	6.00	3.00	0.80	2.00	3.50	XP3025	
7814063	● OZKU060508SR-GL	16	17.10	5.66	6.00	3.00	0.80	2.00	3.50	XP3035	
7814062	● OZKU060508SR-GM	16	17.10	5.66	6.00	3.00	0.80	2.00	3.50	XP3035	
7812064	● XAHT060525SR-GM	2	17.10	5.56	-	3.00	2.50	10.00	3.50	XC1015	
7814064	● XAHT060525SR-GM	2	17.10	5.56	-	3.00	2.50	10.00	3.50	XP3035	

● Stocked ○ Available Upon Request; MOQ May Apply ▲ Globally Stocked


Note: Correct orientation of wiper insert:



PXI

DESIGNATION EXPLANATION

O Z K U 06 05 08 S R-GL XP3035



See Full Detail on Pages 1522-1523

Insert Grade	Chip Breaker	Coolant	P	M	K	N	S	H
			Steel	Stainless Steel	Cast Iron	Non-Ferrous	HRSA	Hardened Steel
XC1015	GM / GR	N			⊙*			
XC3020	GM / GL	N	⊙		○			
XC3030	GM / GL	N	⊙		○			
XC5040	SM	Y		○			⊙	
XP1020	GM / GR	N			⊙**			
XP2025	GM / GL	Y	○	⊙			○	
XP2040	GM / GL	Y	○	⊙			○	
XP3025	GM / GL	Y	⊙		○			○
XP3035	GM / GL	N	⊙	○	○			

GM: Medium Cutting GR: Rough Cutting SM: Heat Resistant Alloy

*: XC1015 best recommended for grey cast iron

** : XP1020 best recommended for ductile cast iron

○ Good ⊙ Best


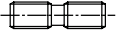

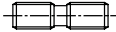
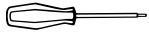




List 7808H

OSG PHOENIX® PAO ACCESSORIES

PACKED	PACKED
1 PIECE	10 PIECE

Appearance	EDP No.		Designation	Applicable Cutter		Recommended Tightening Torque
				Inch	mm	
 Clamping Screw	7808130	●	FS50614 (M5 x 14, Torx 20)	PAO BORE Ø2.000-6.000	PAO BORE Ø50-125	5.0 Nm
 Wedge Clamping Screw	7808140	●	WS0621T (M6x21)	PAO BORE(W) Ø4.000-8.000	PAO BORE(W) Ø100-200	4.0 Nm
 Wedge	7808141	●	W12F-06N (M6)	PAO BORE(W) Ø4.000-8.000	PAO BORE(W) Ø100-200	
 Power Screw	7808151	●	PS1031 (M10x31)	PAO BORE Ø2.000	PAO BORE Ø50	20.0 Nm
 Wrench	7808208	●	T15-D (Torx 15)	PAO BORE(W) Ø4.000-8.000	PAO BORE(W) Ø100-200	
	7808209	●	T20-D (Torx 20)	PAO BORE Ø2.000-6.000	PAO BORE Ø50-125	

● Stocked ○ Available Upon Request; MOQ May Apply ▲ Globally Stocked

Note: Wrench sold separately

Packed: Clamping Screws, Wedge, Wedge Clamping Screws = 10 pcs.; Wrench, Power Screw = 1 pc.





List 52900

OSG PHOENIX[®] PSF SA/FA

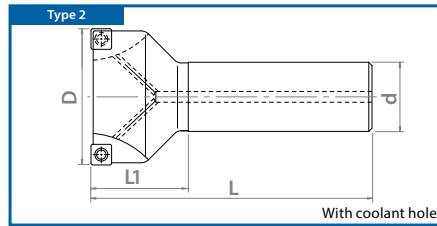
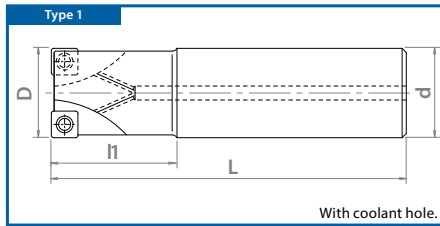


SPEED FEED	INSERTS	ACCS.	STEEL	PACKED
1527	1197	1198		1 PIECE



EDP Number	Designation	Body Type	Type	Diameter	Number of Flutes	Neck Length	Overall Length	Shank Diameter	Applicable Insert
				D (Inch)		L1 (Inch)	L (Inch)	d (Inch)	
52900000	● PSF09R100SA100-3S	Cylindrical Shank Short	1	1.000	3	1.378	4.724	1.000	SD_T09
52900001	● PSF09R125SA125-4S	Cylindrical Shank Short	1	1.250	4	1.772	5.118	1.250	SD_T09
52900002	● PSF09R150SA125-5S	Cylindrical Shank Short	2	1.500	5	1.969	5.512	1.250	SD_T09
52900004	● PSF09R100FA100-3S	Weldon Shank Short	1	1.000	3	1.551	3.831	1.000	SD_T09
52900005	● PSF09R125FA125-4S	Weldon Shank Short	1	1.250	4	2.098	4.378	1.250	SD_T09
52900006	● PSF09R150FA125-5S	Weldon Shank Short	2	1.500	5	2.098	4.378	1.250	SD_T09

● Stocked ○ Available Upon Request; MOQ May Apply ▲ Globally Stocked



DESIGNATION EXPLANATION

PSF 09 R 100 SA 100-3-S



See Full Detail on Page 1524

P	M	K	N	S	H
Steel	Stainless Steel	Cast Iron	Non-Ferrous	HRSA	Hardened Steel
○	○	○	○	○	○

Material recommendation based on inserts compatible with this tool body.

○ Good ⊗ Best





List 78030

OSG PHOENIX[®] PSF SS, Cylindrical Shank Short

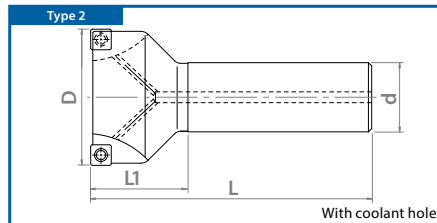
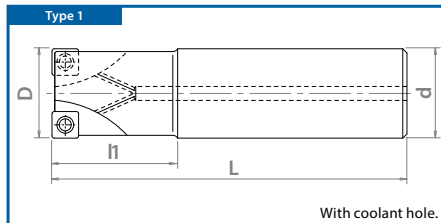


SPEED FEED	INSERTS	ACCS.	STEEL	PACKED
1527	1197	1198		1 PIECE



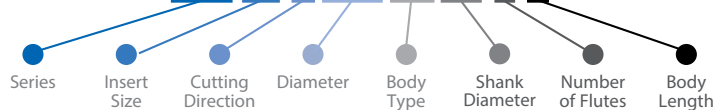
EDP Number	Designation	Type	Diameter	Number of Flutes	Neck Length	Overall Length	Shank Diameter	Applicable Insert
			D (mm)		L1 (mm)	L (mm)	d (mm)	
7803001	▲ PSF09R025SS25-3S	1	25.00	3	35.00	120.00	25.00	SD_T09
7803002	▲ PSF09R032SS32-4S	1	32.00	4	45.00	130.00	32.00	SD_T09
7803003	▲ PSF09R040SS32-5S	2	40.00	5	50.00	140.00	32.00	SD_T09

● Stocked ○ Available Upon Request; MOQ May Apply ▲ Globally Stocked



DESIGNATION EXPLANATION

PSF 09 R 025 SS 25-3-S



See Full Detail on Page 1524

P	M	K	N	S	H
Steel	Stainless Steel	Cast Iron	Non-Ferrous	HRSA	Hardened Steel
○	○	○	○	○	○

Material recommendation based on inserts compatible with this tool body.

○ Good ○ Best





List 52901

OSG PHOENIX[®] PSF BORE

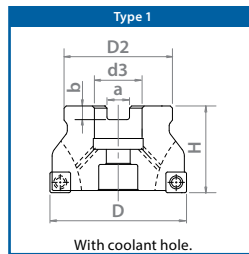


SPEED FEED	INSERTS	ACCS.	STEEL	PACKED
1527	1197	1198		1 PIECE



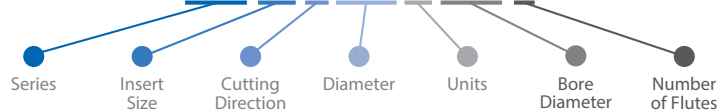
EDP Number	Designation	Type	Diameter	Number of Flutes	Body Height	Flange Diameter	Bore Diameter	Keyway Width	Keyway Depth	Applicable Insert
			D (Inch)		H (Inch)	D2 (Inch)	d3 (Inch)	a (Inch)	b (Inch)	
52901000	● PSF09R200A075-6	1	2.000	6	1.575	1.772	0.750	0.315	0.197	SD_T09
52901001	● PSF09R250A075-7	1	2.500	7	1.575	1.968	0.750	0.315	0.197	SD_T09
52901002	● PSF09R300A100-9	1	3.000	9	1.968	2.362	1.000	0.375	0.236	SD_T09

● Stocked ○ Available Upon Request; MOQ May Apply ▲ Globally Stocked



DESIGNATION EXPLANATION

PSF 09 R 200 A 075-6



See Full Detail on Page 1524

P	M	K	N	S	H
Steel	Stainless Steel	Cast Iron	Non-Ferrous	HRSA	Hardened Steel
○	○	○	○	○	○

Material recommendation based on inserts compatible with this tool body.

○ Good ○ Best





List 78130

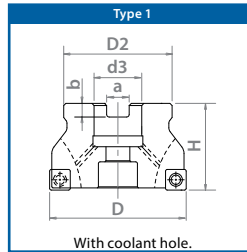
OSG PHOENIX[®] PSF BORE

SPEED FEED	INSERTS	ACCS.	STEEL	PACKED
1527	1197	1198		1 PIECE



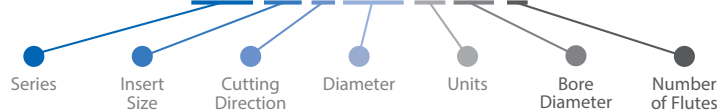
EDP Number	Designation	Type	Diameter	Number of Flutes	Body Height	Flange Diameter	Bore Diameter	Keyway Width	Keyway Depth	Applicable Insert
			D (mm)		H (mm)	D2 (mm)	d3 (mm)	a (mm)	b (mm)	
7803011	▲ PSF09R050M22-6	1	50.00	6	40.00	45.00	22.00	10.40	6.30	SD_T09
7803012	▲ PSF09R063M22-7	1	63.00	7	40.00	50.00	22.00	10.40	6.30	SD_T09
7803013	▲ PSF09R080M25.4-9	1	80.00	9	50.00	60.00	25.40	9.50	6.00	SD_T09

● Stocked ○ Available Upon Request; MOQ May Apply ▲ Globally Stocked

PXT

DESIGNATION EXPLANATION

PSF 09 R 050 M 22-6



See Full Detail on Page 1524

P	M	K	N	S	H
Steel	Stainless Steel	Cast Iron	Non-Ferrous	HRSA	Hardened Steel
○	○	○	○	○	○

Material recommendation based on inserts compatible with this tool body.

○ Good ○ Best

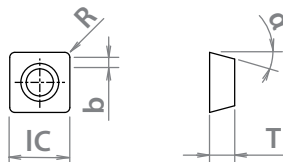




List 78PSF

OSG PHOENIX[®] PSF / PSFL INSERTS

PACKED
10 PIECE



EDP Number	Designation	Number of Cutting Edges	Insert Size					Grade
			IC (mm)	T (mm)	α (°)	R (mm)	b (mm)	
7811076	● SDHT09T308FR-NM	4	9.07	3.97	15.00	0.80	2.50	CK010
7812075	● SDKT09T308SR-GR	4	9.07	3.97	15.00	0.80	2.50	XC1015
7825073	● SDKT09T308SR-GL	4	9.07	3.97	15.00	0.80	2.50	XC3030
7825074	● SDKT09T308SR-GM	4	9.07	3.97	15.00	0.80	2.50	XC3030
7816073	● SDKT09T308SR-GL	4	9.07	3.97	15.00	0.80	2.50	XC5040
7813073	● SDKT09T308SR-GL	4	9.07	3.97	15.00	0.80	2.50	XP2040
7813074	● SDKT09T308SR-GM	4	9.07	3.97	15.00	0.80	2.50	XP2040
7814073	● SDKT09T308SR-GL	4	9.07	3.97	15.00	0.80	2.50	XP3035
7814074	● SDKT09T308SR-GM	4	9.07	3.97	15.00	0.80	2.50	XP3035
7811625	● SDHT120508FR-NM	4	12.38	5.00	15.00	0.80	1.20	CK010
7812624	● SDKT120508SR-GR	4	12.38	5.00	15.00	0.80	1.20	XC1015
7825622	● SDKT120508SR-GM	4	12.38	5.00	15.00	0.80	1.20	XC3030
7816620	● SDKT120508SR-GL	4	12.38	5.00	15.00	0.80	1.20	XC5040
7813623	● SDKT120508SR-GL	4	12.38	5.00	15.00	0.80	1.20	XP2040
7814621	● SDKT120508SR-GM	4	12.38	5.00	15.00	0.80	1.20	XP3035

● Stocked ○ Available Upon Request; MOQ May Apply ▲ Globally Stocked

PXI

ABOUT OSG

DRILLING

THREADING

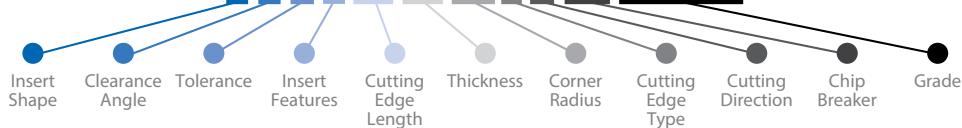
MILLING

HOLDERS

INDEX

DESIGNATION EXPLANATION

S D K T 09 T3 08 S R-GL XP3035



See Full Detail on Pages 1522-1523

Insert Grade	Chip Breaker	Coolant	P	M	K	N	S	H
			Steel	Stainless Steel	Cast Iron	Non-Ferrous	HRSA	Hardened Steel
CK010	NM	Y				○		
XC1015	GR	N			○			
XC3030	GM / GL	N	○		○			
XC5040	GL	Y		○			○	
XP2040	GM / GL	Y	○	○			○	○
XP3035	GM / GL	N	○	○	○			

GL:Light Cutting GM:Medium Cutting GR: Rough Cutting NM:Aluminum

○ Good ○ Best


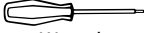




List 7808H

OSG PHOENIX[®] PSF ACCESSORIES

PACKED	PACKED
1 PIECE	10 PIECE

Appearance	EDP No.		Designation	Applicable Insert	Applicable Cutter		Recommended Tightening Torque
					Inch	mm	
 Clamping Screw	7808110	●	FS30573 (M3 x 7.3, Torx 8)	SD_T09	PSF SA/FA Ø1.000-1.500, PSF BORE Ø2.000-3.000	PSF SS Ø25-40, PSF BORE Ø50-80	1.6 Nm
 Wrench	7808205	●	T8-D (Torx 8)	SD_T09	PSF SA/FA Ø1.000-1.500, PSF BORE Ø2.000-3.000	PSF SS Ø25-40, PSF BORE Ø50-80	

● Stocked ○ Available Upon Request; MOQ May Apply ▲ Globally Stocked
Note: Wrench sold separately
Packed: Clamping Screws = 10 pcs.; Wrench = 1 pc.





List 53200

OSG PHOENIX® PSFL SA/FA

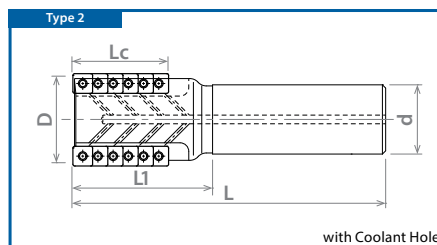
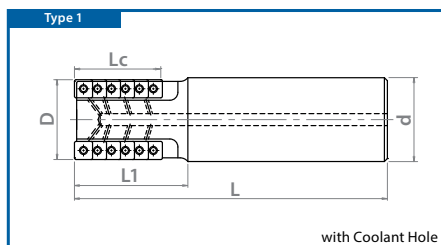


SPEED FEED	INSERTS	ACCS.	STEEL	PACKED
1528	1203	1204		1 PIECE



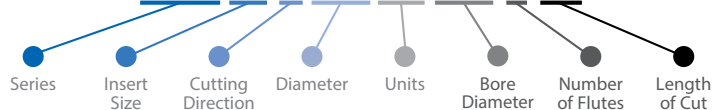
EDP Number	Designation	Body Type	Type	Dia.	Number of Flutes	Number of Inserts per Flute	Total Number of Inserts	Length of Cut	Neck Length	Overall Length	Shank Dia.	Applicable Insert
				D (Inch)				Lc (Inch)	L1 (Inch)	L (Inch)	d (Inch)	
53200000	● PSFL09R125SA125-2-36	Cylindrical Shank	1	1.250	2	5	10	1.417	2.362	5.512	1.250	SD_T09
53200001	● PSFL09R150SA125-3-43	Cylindrical Shank	2	1.500	3	6	18	1.693	2.362	5.512	1.250	SD_T09
53200002	● PSFL09R125FA125-2-36	Weldon Shank	1	1.250	2	5	10	1.417	2.362	4.642	1.250	SD_T09
53200003	● PSFL09R150FA125-3-43	Weldon Shank	2	1.500	3	6	18	1.693	2.362	4.642	1.250	SD_T09

● Stocked ○ Available Upon Request; MOQ May Apply ▲ Globally Stocked



DESIGNATION EXPLANATION

PSFL 09 R 125 SA 125-2-36



See Full Detail on Page 1524

P	M	K	N	S	H
Steel	Stainless Steel	Cast Iron	Non-Ferrous	HRSA	Hardened Steel
○	○	○	○	○	○

Material recommendation based on inserts compatible with this tool body.

○ Good ○ Best





ABOUT OSG

DRILLING

THREADING

MILLING

HOLDERS

INDEX

List 78037

OSG PHOENIX® PSFL SS, Cylindrical Shank

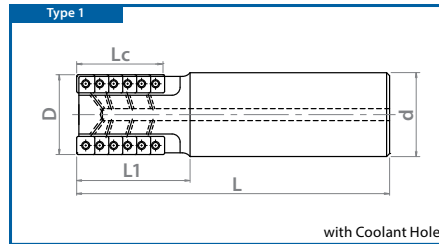


SPEED FEED 1528	INSERTS 1203	ACCS. 1204	STEEL		PACKED 1 PIECE
---------------------------	------------------------	----------------------	--------------	--	--------------------------



EDP Number	Designation	Type	Dia.	Number of Flutes	Number of Inserts per Flute	Total Number of Inserts	Length of Cut	Neck Length	Overall Length	Shank Dia.	Applicable Insert
			D (mm)				Lc (mm)	L1 (mm)	L (mm)	d (mm)	
7803700 ▲	PSFL09R032SS32-2-36	1	32.00	2	5	10	36.00	60.00	140.00	32.00	SD_T09
7803701 ▲	PSFL09R040SS42-3-43	1	40.00	3	6	18	43.00	60.00	140.00	42.00	SD_T09

● Stocked ○ Available Upon Request; MOQ May Apply ▲ Globally Stocked



DESIGNATION EXPLANATION

PSFL 09 R 032 SS 32-2-36



See Full Detail on Page 1524

P	M	K	N	S	H
Steel	Stainless Steel	Cast Iron	Non-Ferrous	HRSA	Hardened Steel
○	○	○	○	○	○

Material recommendation based on inserts compatible with this tool body.

○ Good ○ Best





List 53201

OSG PHOENIX® PSFL BORE

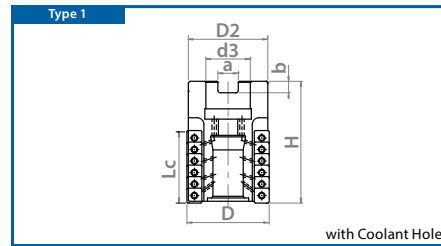


SPEED FEED	INSERTS	ACCS.	STEEL	PACKED
1528	1203	1204		1 PIECE



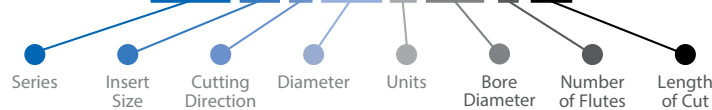
EDP Number	Designation	Type	Dia.		Number of Flutes	Number of Inserts per Flute	Total Number of Inserts	Length of Cut		Flange Dia.	Bore Diameter	Keyway Width	Keyway Depth	Applicable Insert
			D (Inch)					Lc (Inch)	H (Inch)					
53201000	● PSFL09R200A075-4-57	1	2.000		4	8	32	2.244	3.000	1.941	0.750	0.315	0.197	SD_T09
53201001	● PSFL09R200A075-4-78	1	2.000		4	11	44	3.071	4.000	1.941	0.750	0.315	0.197	SD_T09
53201002	● PSFL12R250A100-4-70	1	2.500		4	7	28	2.756	3.500	2.402	1.000	0.375	0.236	SD_T12
53201003	● PSFL12R250A100-4-110	1	2.500		4	11	44	4.331	5.000	2.402	1.000	0.375	0.236	SD_T12
53201004	● PSFL12R300A125-5-80	1	3.000		5	8	40	3.150	4.000	2.890	1.250	0.500	0.315	SD_T12
53201005	● PSFL12R300A125-5-120	1	3.000		5	12	60	4.724	5.500	2.890	1.250	0.500	0.315	SD_T12
53201006	● PSFL12R400A125-6-130	1	4.000		6	13	78	5.118	6.000	3.882	1.250	0.500	0.315	SD_T12

● Stocked ○ Available Upon Request; MOQ May Apply ▲ Globally Stocked



DESIGNATION EXPLANATION

PSFL 09 R 200 A 075-4-57



See Full Detail on Page 1524

P	M	K	N	S	H
Steel	Stainless Steel	Cast Iron	Non-Ferrous	HRSA	Hardened Steel
○	○	○	○	○	○

Material recommendation based on inserts compatible with this tool body.

○ Good ○ Best





List 78137

OSG PHOENIX® PSFL BORE



SPEED FEED
1528

INSERTS
1203

ACCS.
1204

STEEL

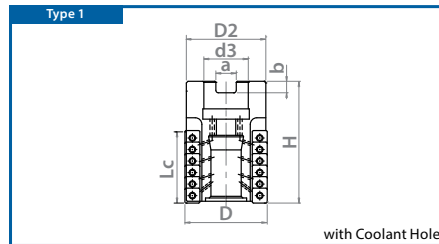


PACKED
1 PIECE



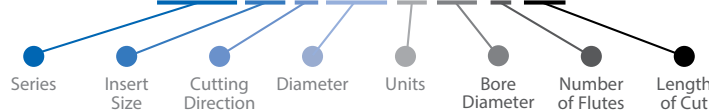
EDP Number	Designation	Type	Dia.	Number of Flutes	Number of Inserts per Flute	Total Number of Inserts	Length of Cut		Flange Dia.	Bore Diameter		Keyway Width	Keyway Depth	Applicable Insert
			D (mm)				Lc (mm)	H (mm)		D2 (mm)	d3 (mm)			
7803702	▲ PSFL09R050M22-4-50	1	50.00	4	7	28	50.00	75.00	48.50	22.00	10.40	6.30	SD_T09	
7803703	▲ PSFL09R050M22-4-78	1	50.00	4	11	44	78.00	100.00	48.50	22.00	10.40	6.30	SD_T09	
7803706	▲ PSFL12R063M27-4-60	1	63.00	4	6	24	60.00	85.00	60.50	27.00	12.40	7.00	SD_T12	
7803707	▲ PSFL12R063M27-4-100	1	63.00	4	10	40	100.00	125.00	60.50	27.00	12.40	7.00	SD_T12	
7803708	▲ PSFL12R080M32-5-70	1	80.00	5	7	35	70.00	95.00	77.30	32.00	14.40	8.00	SD_T12	
7803709	▲ PSFL12R080M32-5-110	1	80.00	5	11	55	110.00	143.00	77.30	32.00	14.40	8.00	SD_T12	

● Stocked ○ Available Upon Request; MOQ May Apply ▲ Globally Stocked



DESIGNATION EXPLANATION

PSFL 09 R 050 M 22-4-50



See Full Detail on Page 1524

P	M	K	N	S	H
Steel	Stainless Steel	Cast Iron	Non-Ferrous	HRSA	Hardened Steel
○	○	○	○	○	○

Material recommendation based on inserts compatible with this tool body.

○ Good ○ Best

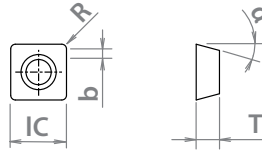




List 78PSF

OSG PHOENIX® PSF / PSFL INSERTS

PACKED
10 PIECE



EDP Number	Designation	Number of Cutting Edges	Insert Size					Grade
			IC (mm)	T (mm)	α (°)	R (mm)	b (mm)	
7811076	● SDHT09T308FR-NM	4	9.07	3.97	15.00	0.80	2.50	CK010
7812075	● SDKT09T308SR-GR	4	9.07	3.97	15.00	0.80	2.50	XC1015
7825073	● SDKT09T308SR-GL	4	9.07	3.97	15.00	0.80	2.50	XC3030
7825074	● SDKT09T308SR-GM	4	9.07	3.97	15.00	0.80	2.50	XC3030
7816073	● SDKT09T308SR-GL	4	9.07	3.97	15.00	0.80	2.50	XC5040
7813073	● SDKT09T308SR-GL	4	9.07	3.97	15.00	0.80	2.50	XP2040
7813074	● SDKT09T308SR-GM	4	9.07	3.97	15.00	0.80	2.50	XP2040
7814073	● SDKT09T308SR-GL	4	9.07	3.97	15.00	0.80	2.50	XP3035
7814074	● SDKT09T308SR-GM	4	9.07	3.97	15.00	0.80	2.50	XP3035
7811625	● SDHT120508FR-NM	4	12.38	5.00	15.00	0.80	1.20	CK010
7812624	● SDKT120508SR-GR	4	12.38	5.00	15.00	0.80	1.20	XC1015
7825622	● SDKT120508SR-GM	4	12.38	5.00	15.00	0.80	1.20	XC3030
7816620	● SDKT120508SR-GL	4	12.38	5.00	15.00	0.80	1.20	XC5040
7813623	● SDKT120508SR-GL	4	12.38	5.00	15.00	0.80	1.20	XP2040
7814621	● SDKT120508SR-GM	4	12.38	5.00	15.00	0.80	1.20	XP3035

● Stocked ○ Available Upon Request; MOQ May Apply ▲ Globally Stocked



ABOUT OSG

DRILLING

THREADING

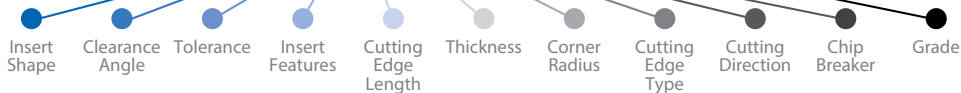
MILLING

HOLDERS

INDEX

DESIGNATION EXPLANATION

S D K T 09 T 3 08 S R-GL XP3035



See Full Detail on Pages 1522-1523

Insert Grade	Chip Breaker	Coolant	P	M	K	N	S	H
			Steel	Stainless Steel	Cast Iron	Non-Ferrous	HRSA	Hardened Steel
CK010	NM	Y				⊙		
XC1015	GR	N			⊙			
XC3030	GM / GL	N	⊙		○			
XC5040	GL	Y		○			⊙	
XP2040	GM / GL	Y	○	⊙			○	○
XP3035	GM / GL	N	⊙	○	○			

GL:Light Cutting GM:Medium Cutting GR: Rough Cutting NM:Aluminum

○ Good ⊙ Best



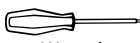




List 7808H

OSG PHOENIX® PSFL ACCESSORIES

PACKED	PACKED
1 PIECE	10 PIECE

Appearance	EDP No.		Designation	Applicable Insert	Applicable Cutter		Recommended Tightening Torque
					Inch	mm	
 Clamping Screw	7808110	●	FS30573 (M3 x 7.3, Torx 8)	SD_T09	PSFL SA/FA Ø1.250-1.500, PSFL BORE Ø2.000	PSFL SS Ø32-40, PSFL BORE Ø50	1.6 Nm
	7808129	●	FS40511 (M4 x 11, Torx 15)	SD_T12	PSFL BORE Ø2.500-4.000	PSFL BORE Ø63-80	5.0 Nm
 Coolant Cap Bolt	7808132	●	OCB-M20-08	-	PSFL BORE Ø2.000	PSFL BORE Ø50	-
	7808133	●	OCB-M24-10	-	PSFL BORE Ø2.500	PSFL BORE Ø63	-
	7808134	●	OCB-M30-14	-	PSFL BORE Ø3.000-4.000	PSFL BORE Ø80	-
 Wrench	7808205	●	T8-D (Torx 8)	SD_T09	PSFL SA/FA Ø1.250-1.500, PSFL BORE Ø2.000	PSFL SS Ø32-40, PSFL BORE Ø50	-
	7808208	●	T15-D (Torx 15)	SD_T12	PSFL BORE Ø2.500-4.000	PSFL BORE Ø63-80	-

● Stocked ○ Available Upon Request; MOQ May Apply ▲ Globally Stocked
 Note: Wrench sold separately
 Packed: Clamping Screws = 10 pcs.; Coolant Cap Bolt - 1 pc.; Wrench = 1 pc.





List 78013

OSG PHOENIX® PSE SA/FA

NEW SIZES



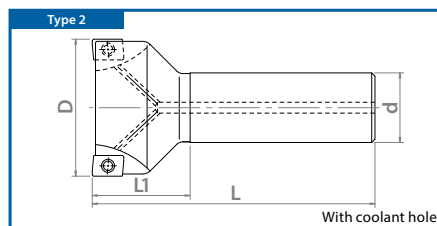
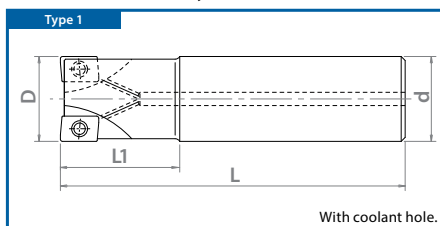
SPEED FEED 1529	INSERTS 1213-1215	ACCS. 1216	STEEL
PACKED 1 PIECE			



EDP Number	Designation	Body Type	Type	Dia.	Number of Flutes	Neck Length	Overall Length	Shank Dia.	Applicable Insert
				D (Inch)		L1 (mm)	L (mm)	d (mm)	
7801311	PSE07R038SA038-2S	Cylindrical Shank Short	1	0.375	2	0.472	1.969	0.375	ZDKT07
7801312	PSE07R050SA050-3S	Cylindrical Shank Short	1	0.500	3	0.472	1.969	0.500	ZDKT07
7801313	PSE07R063SA063-3S	Cylindrical Shank Short	1	0.625	3	0.984	3.543	0.625	ZDKT07
7801315	PSE07R075SA075-4S	Cylindrical Shank Short	1	0.750	4	1.181	3.937	0.750	ZDKT07
7801317	PSE07R100SA100-5S	Cylindrical Shank Short	1	1.000	5	1.378	4.724	1.000	ZDKT07
7801314	PSE07R063SA063-4S	Cylindrical Shank Short	1	0.625	4	0.984	3.543	0.625	ZDKT07
7801316	PSE07R075SA075-5S	Cylindrical Shank Short	1	0.750	5	1.181	3.937	0.750	ZDKT07
7801318	PSE07R100SA100-6S	Cylindrical Shank Short	1	1.000	6	1.378	4.724	1.000	ZDKT07
7801300	PSE11R063SA063-2S	Cylindrical Shank Short	1	0.625	2	0.984	3.543	0.625	ZD_T11
7801301	PSE11R075SA075-3S	Cylindrical Shank Short	1	0.750	3	1.181	3.937	0.750	ZD_T11
7801302	PSE11R100SA100-3S	Cylindrical Shank Short	1	1.000	3	1.378	4.724	1.000	ZD_T11
7801303	PSE11R125SA125-3S	Cylindrical Shank Short	1	1.250	3	1.772	5.118	1.250	ZD_T11
7801304	PSE11R100SA100-4S	Cylindrical Shank Short	1	1.000	4	1.378	4.724	1.000	ZD_T11
7801305	PSE11R125SA125-5S	Cylindrical Shank Short	1	1.250	5	1.772	5.118	1.250	ZD_T11
7801306	PSE15R100SA100-2S	Cylindrical Shank Short	1	1.000	2	1.378	4.724	1.000	ZDKT15
7801307	PSE15R125SA125-2S	Cylindrical Shank Short	1	1.250	2	1.772	5.118	1.250	ZDKT15
7801308	PSE15R150SA125-3S	Cylindrical Shank Short	2	1.500	3	1.969	5.512	1.250	ZDKT15
7801309	PSE15R125SA125-3S	Cylindrical Shank Short	1	1.250	3	1.772	5.118	1.250	ZDKT15
7801310	PSE15R150SA125-4S	Cylindrical Shank Short	2	1.500	4	1.969	5.512	1.250	ZDKT15
7801319	PSE07R038SA038-2L	Cylindrical Shank Long	1	0.375	2	0.984	3.150	0.375	ZDKT07
7801322	PSE07R050SA050-2L	Cylindrical Shank Long	1	0.500	2	0.984	3.150	0.500	ZDKT07
7801326	PSE07R063SA063-3L	Cylindrical Shank Long	1	0.625	3	1.969	5.906	0.625	ZDKT07
7801327	PSE07R075SA075-4L	Cylindrical Shank Long	1	0.750	4	2.362	6.299	0.750	ZDKT07
7801328	PSE07R100SA100-5L	Cylindrical Shank Long	1	1.000	5	2.756	6.693	1.000	ZDKT07
7801336	PSE11R063SA063-2L	Cylindrical Shank Long	1	0.625	2	1.969	5.906	0.625	ZD_T11
7801337	PSE11R075SA075-3L	Cylindrical Shank Long	1	0.750	3	2.362	6.299	0.750	ZD_T11
7801338	PSE11R100SA100-3L	Cylindrical Shank Long	1	1.000	3	2.756	6.693	1.000	ZD_T11
7801339	PSE11R125SA125-3L	Cylindrical Shank Long	1	1.250	3	3.543	7.480	1.250	ZD_T11
7801340	PSE11R100SA100-4L	Cylindrical Shank Long	1	1.000	4	2.756	6.693	1.000	ZD_T11
7801341	PSE11R125SA125-5L	Cylindrical Shank Long	1	1.250	5	3.543	7.480	1.250	ZD_T11
7801342	PSE15R100SA100-2L	Cylindrical Shank Long	1	1.000	2	2.756	6.693	1.000	ZDKT15
7801343	PSE15R125SA125-2L	Cylindrical Shank Long	1	1.250	2	3.543	7.480	1.250	ZDKT15
7801344	PSE15R150SA125-3L	Cylindrical Shank Long	2	1.500	3	1.969	7.480	1.250	ZDKT15
7801345	PSE15R125SA125-3L	Cylindrical Shank Long	1	1.250	3	3.543	7.480	1.250	ZDKT15
7801346	PSE15R150SA125-4L	Cylindrical Shank Long	2	1.500	4	1.969	7.480	1.250	ZDKT15
7801329	PSE07R038FA038-2S	Weldon Shank Short	1	0.375	2	0.472	2.035	0.375	ZDKT07
7801331	PSE07R050FA050-3S	Weldon Shank Short	1	0.500	3	0.472	2.253	0.500	ZDKT07
7801357	PSE07R063FA063-3S	Weldon Shank Short	1	0.625	3	0.984	2.890	0.625	ZDKT07
7801359	PSE07R075FA075-4S	Weldon Shank Short	1	0.750	4	1.181	3.212	0.750	ZDKT07

● Stocked ○ Available Upon Request; MOQ May Apply ▲ Globally Stocked

Note: When using an insert with a corner radius of R2 or greater, the corner of the cutter body must be corrected. The body corner radius should equal insert radius minus one (example: if insert radius is R3, body radius should be R2).



CONTINUED ➔

P	M	K	N	S	H
Steel	Stainless Steel	Cast Iron	Non-Ferrous	HRS A	Hardened Steel
○	○	○	○	○	○

Material recommendation based on inserts compatible with this tool body.

○ Good ○ Best





List 78013 (Continued)

OSG PHOENIX[®] PSE SA/FA

NEW SIZES

SPEED FEED
1529INSERTS
1213-1215ACCS.
1216

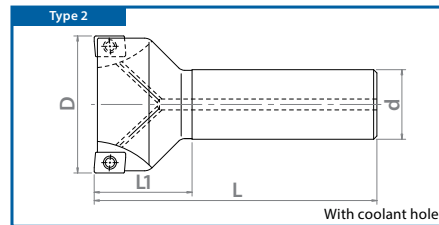
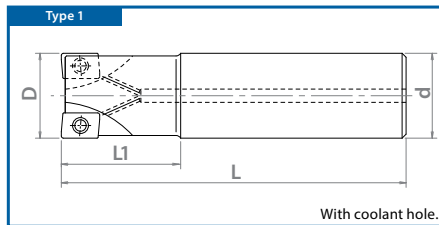
STEEL

PACKED
1 PIECE

EDP Number	Designation	Body Type	Type	Dia.	Number of Flutes	Neck Length	Overall Length	Shank Dia.	Applicable Insert
				D (Inch)		L1 (mm)	L (mm)	d (mm)	
7801361	PSE07R100FA100-5S	Weldon Shank Short	1	1.000	5	1.378	3.659	1.000	ZDKT07
7801358	PSE07R063FA063-4S	Weldon Shank Short	1	0.625	4	0.984	2.890	0.625	ZDKT07
7801360	PSE07R075FA075-5S	Weldon Shank Short	1	0.750	5	1.181	3.212	0.750	ZDKT07
7801362	PSE07R100FA100-6S	Weldon Shank Short	1	1.000	6	1.378	3.659	1.000	ZDKT07
7801320	PSE11R063FA063-2S	Weldon Shank Short	1	0.625	2	1.299	3.205	0.625	ZD_T11
7801321	PSE11R075FA075-3S	Weldon Shank Short	1	0.750	3	1.551	3.583	0.750	ZD_T11
7801323	PSE11R100FA100-3S	Weldon Shank Short	1	1.000	3	1.551	3.831	1.000	ZD_T11
7801324	PSE11R100FA100-4S	Weldon Shank Short	1	1.000	4	1.551	3.831	1.000	ZD_T11
7801325	PSE11R125FA125-5S	Weldon Shank Short	1	1.250	5	2.098	4.378	1.250	ZD_T11
7801330	PSE15R100FA100-2S	Weldon Shank Short	1	1.000	2	1.550	3.830	1.000	ZDKT15
7801332	PSE15R125FA125-2S	Weldon Shank Short	1	1.250	2	2.100	4.380	1.250	ZDKT15
7801334	PSE15R150FA125-3S	Weldon Shank Short	2	1.500	3	2.100	4.380	1.250	ZDKT15
7801333	PSE15R125FA125-3S	Weldon Shank Short	1	1.250	3	2.100	4.380	1.250	ZDKT15
7801335	PSE15R150FA125-4S	Weldon Shank Short	2	1.500	4	2.100	4.380	1.250	ZDKT15
7801363	PSE07R038FA038-2L	Weldon Shank Long	1	0.375	2	0.984	2.547	0.375	ZDKT07
7801364	PSE07R050FA050-2L	Weldon Shank Long	1	0.500	2	0.984	2.765	0.500	ZDKT07
7801365	PSE07R063FA063-3L	Weldon Shank Long	1	0.625	3	1.969	3.874	0.625	ZDKT07
7801366	PSE07R075FA075-4L	Weldon Shank Long	1	0.750	4	2.362	4.394	0.750	ZDKT07
7801367	PSE07R100FA100-5L	Weldon Shank Long	1	1.000	5	2.756	5.035	1.000	ZDKT07
7801347	PSE11R063FA063-2L	Weldon Shank Long	1	0.625	2	1.969	3.874	0.625	ZD_T11
7801348	PSE11R075FA075-3L	Weldon Shank Long	1	0.750	3	2.362	4.394	0.750	ZD_T11
7801349	PSE11R100FA100-3L	Weldon Shank Long	1	1.000	3	2.756	5.035	1.000	ZD_T11
7801350	PSE11R100FA100-4L	Weldon Shank Long	1	1.000	4	2.756	5.035	1.000	ZD_T11
7801351	PSE11R125FA125-5L	Weldon Shank Long	1	1.250	5	3.543	5.823	1.250	ZD_T11
7801352	PSE15R100FA100-2L	Weldon Shank Long	1	1.000	2	2.756	5.035	1.000	ZDKT15
7801353	PSE15R125FA125-2L	Weldon Shank Long	1	1.250	2	3.543	5.823	1.250	ZDKT15
7801355	PSE15R150FA125-3L	Weldon Shank Long	2	1.500	3	2.100	5.823	1.250	ZDKT15
7801354	PSE15R125FA125-3L	Weldon Shank Long	1	1.250	3	3.543	5.823	1.250	ZDKT15
7801356	PSE15R150FA125-4L	Weldon Shank Long	2	1.500	4	2.100	5.823	1.250	ZDKT15

● Stocked ○ Available Upon Request; MOQ May Apply ▲ Globally Stocked

Note: When using an insert with a corner radius of R2 or greater, the corner of the cutter body must be corrected. The body corner radius should equal insert radius minus one (example: if insert radius is R3, body radius should be R2).



DESIGNATION EXPLANATION

PSE 11 R 063 SA 063-2 S

● Series ○ Insert Size ● Cutting Direction ● Diameter ● Body Type ● Shank Diameter ● Number of Flutes ● Body Length

See Full Detail on Page 1524

P	M	K	N	S	H
Steel	Stainless Steel	Cast Iron	Non-Ferrous	HRSA	Hardened Steel
○	○	○	○	○	○

Material recommendation based on inserts compatible with this tool body.

○ Good ○ Best





List 78011

OSG PHOENIX® PSE SS



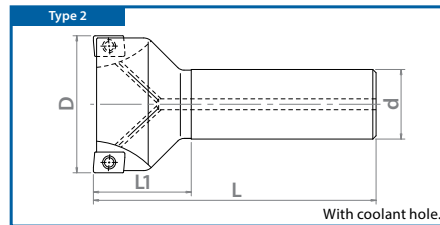
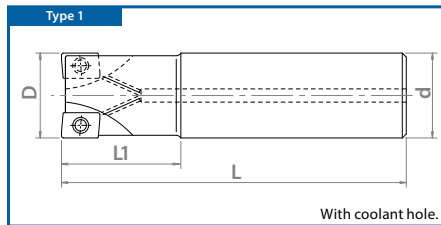
SPEED FEED	INSERTS	ACCS.	STEEL	PACKED
1529	1213-1215	1216		1 PIECE



EDP Number	Designation	Body Type	Type	Dia.		Number of Flutes	Neck Length		Overall Length		Shank Dia.	Applicable Insert
				D (mm)			L1 (mm)	L (mm)	L (mm)	d (mm)		
7803809	▲	PSE07R010SS06-2S	Cylindrical Shank Short	2	10.00	2	15.00	50.00	6.00		ZDKT07	
7803810	▲	PSE07R010SS10-2S	Cylindrical Shank Short	1	10.00	2	12.00	50.00	10.00		ZDKT07	
7803811	▲	PSE07R012SS12-3S	Cylindrical Shank Short	1	12.00	3	12.00	50.00	12.00		ZDKT07	
7803812	▲	PSE07R016SS10-3S	Cylindrical Shank Short	2	16.00	3	10.00	50.00	10.00		ZDKT07	
7803813	▲	PSE07R016SS16-3S	Cylindrical Shank Short	1	16.00	3	25.00	90.00	16.00		ZDKT07	
7803814	▲	PSE07R016SS16-4S	Cylindrical Shank Short	1	16.00	4	25.00	90.00	16.00		ZDKT07	
7803815	▲	PSE07R017SS16-3L	Cylindrical Shank Long	2	17.00	3	25.00	150.00	16.00		ZDKT07	
7803816	▲	PSE07R020SS10-4S	Cylindrical Shank Short	2	20.00	4	12.00	50.00	10.00		ZDKT07	
7803817	▲	PSE07R020SS20-4S	Cylindrical Shank Short	1	20.00	4	30.00	100.00	20.00		ZDKT07	
7803818	▲	PSE07R021SS20-4L	Cylindrical Shank Long	2	21.00	4	30.00	160.00	20.00		ZDKT07	
7803819	▲	PSE07R025SS10-4S	Cylindrical Shank Short	2	25.00	4	12.00	50.00	10.00		ZDKT07	
7803820	▲	PSE07R025SS25-5S	Cylindrical Shank Short	1	25.00	5	35.00	120.00	25.00		ZDKT07	
7803821	▲	PSE07R026SS25-5L	Cylindrical Shank Long	2	26.00	5	35.00	170.00	25.00		ZDKT07	
7801100	▲	PSE11R016SS16-2S	Cylindrical Shank Short	1	16.00	2	25.00	90.00	16.00		ZD_T11	
7801121	▲	PSE11R016SS16-2L	Cylindrical Shank Long	1	16.00	2	50.00	150.00	16.00		ZD_T11	
7801139	▲	PSE11R017SS16-2L	Cylindrical Shank Long	2	17.00	2	25.00	150.00	16.00		ZD_T11	
7801116	▲	PSE11R018SS16-2S	Cylindrical Shank Short	2	18.00	2	25.00	90.00	16.00		ZD_T11	
7801122	▲	PSE11R018SS16-2L	Cylindrical Shank Long	2	18.00	2	25.00	150.00	16.00		ZD_T11	
7801101	▲	PSE11R020SS20-2S	Cylindrical Shank Short	1	20.00	2	30.00	100.00	20.00		ZD_T11	
7801115	▲	PSE11R020SS20-3S	Cylindrical Shank Short	1	20.00	3	30.00	100.00	20.00		ZD_T11	
7801123	▲	PSE11R020SS20-3L	Cylindrical Shank Long	1	20.00	3	60.00	160.00	20.00		ZD_T11	
7801140	▲	PSE11R021SS20-3L	Cylindrical Shank Long	2	21.00	3	30.00	160.00	20.00		ZD_T11	
7801117	▲	PSE11R022SS20-3S	Cylindrical Shank Short	2	22.00	3	30.00	110.00	20.00		ZD_T11	
7801124	▲	PSE11R022SS20-3L	Cylindrical Shank Long	2	22.00	3	30.00	160.00	20.00		ZD_T11	
7801102	▲	PSE11R025SS25-3S	Cylindrical Shank Short	1	25.00	3	35.00	120.00	25.00		ZD_T11	
7801125	▲	PSE11R025SS25-3L	Cylindrical Shank Long	1	25.00	3	70.00	170.00	25.00		ZD_T11	
7801104	▲	PSE11R025SS25-4S	Cylindrical Shank Short	1	25.00	4	35.00	120.00	25.00		ZD_T11	
7801141	▲	PSE11R026SS25-3L	Cylindrical Shank Long	2	26.00	3	35.00	170.00	25.00		ZD_T11	
7801126	▲	PSE11R028SS25-3L	Cylindrical Shank Long	2	28.00	3	35.00	170.00	25.00		ZD_T11	
7801118	▲	PSE11R028SS25-4S	Cylindrical Shank Short	2	28.00	4	35.00	120.00	25.00		ZD_T11	
7801127	▲	PSE11R030SS32-3L	Cylindrical Shank Long	1	30.00	3	90.00	190.00	32.00		ZD_T11	
7801119	▲	PSE11R030SS32-4S	Cylindrical Shank Short	1	30.00	4	45.00	130.00	32.00		ZD_T11	
7801103	▲	PSE11R032SS32-3S	Cylindrical Shank Short	1	32.00	3	45.00	130.00	32.00		ZD_T11	
7801128	▲	PSE11R032SS32-3L	Cylindrical Shank Long	1	32.00	3	90.00	190.00	32.00		ZD_T11	

● Stocked ○ Available Upon Request; MOQ May Apply ▲ Globally Stocked

Note: When using an insert with a corner radius of R2 or greater, the corner of the cutter body must be corrected. The body corner radius should equal insert radius minus one (example: if insert radius is R3, body radius should be R2).



CONTINUED ➔

P	M	K	N	S	H
Steel	Stainless Steel	Cast Iron	Non-Ferrous	HRSA	Hardened Steel
○	○	○	○	○	○

Material recommendation based on inserts compatible with this tool body.

○ Good ○ Best





List 78011 (Continued)

OSG PHOENIX[®] PSE SS



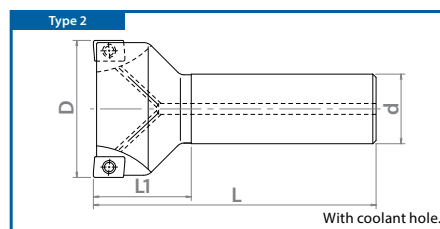
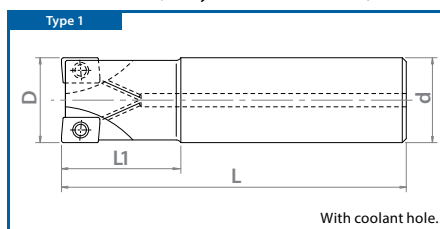
SPEED FEED 1529	INSERTS 1213-1215	ACCS. 1216	STEEL	PACKED 1 PIECE
---------------------------	-----------------------------	----------------------	--------------	--------------------------



EDP Number	Designation	Body Type	Type	Dia.		Number of Flutes	Neck Length		Overall Length		Shank Dia.		Applicable Insert
				D (mm)			L1 (mm)	L (mm)	d (mm)				
7801105	▲	PSE11R032SS32-5S	Cylindrical Shank Short	1	32.00		5	40.00	125.00	32.00		ZD_T11	
7801142	▲	PSE11R033SS32-3L	Cylindrical Shank Long	2	33.00		3	35.00	190.00	32.00		ZD_T11	
7801129	▲	PSE11R035SS32-3L	Cylindrical Shank Long	2	35.00		3	35.00	190.00	32.00		ZD_T11	
7801120	▲	PSE11R035SS32-5S	Cylindrical Shank Short	2	35.00		5	35.00	130.00	32.00		ZD_T11	
7801106	▲	PSE15R025SS25-2S	Cylindrical Shank Short	1	25.00		2	35.00	120.00	25.00		ZDKT15	
7801133	▲	PSE15R025SS25-2L	Cylindrical Shank Long	1	25.00		2	70.00	170.00	25.00		ZDKT15	
7801143	▲	PSE15R026SS25-2L	Cylindrical Shank Long	2	26.00		2	35.00	170.00	25.00		ZDKT15	
7801130	▲	PSE15R028SS25-2S	Cylindrical Shank Short	2	28.00		2	35.00	120.00	25.00		ZDKT15	
7801134	▲	PSE15R028SS25-2L	Cylindrical Shank Long	2	28.00		2	35.00	170.00	25.00		ZDKT15	
7801131	▲	PSE15R030SS32-3S	Cylindrical Shank Short	1	30.00		3	45.00	130.00	32.00		ZDKT15	
7801135	▲	PSE15R030SS32-3L	Cylindrical Shank Long	1	30.00		3	90.00	190.00	32.00		ZDKT15	
7801107	▲	PSE15R032SS32-2S	Cylindrical Shank Short	1	32.00		2	45.00	130.00	32.00		ZDKT15	
7801111	▲	PSE15R032SS32-3S	Cylindrical Shank Short	1	32.00		3	45.00	130.00	32.00		ZDKT15	
7801136	▲	PSE15R032SS32-3L	Cylindrical Shank Long	1	32.00		3	90.00	190.00	32.00		ZDKT15	
7801144	▲	PSE15R033SS32-3L	Cylindrical Shank Long	2	33.00		3	45.00	190.00	32.00		ZDKT15	
7801132	▲	PSE15R035SS32-3S	Cylindrical Shank Short	2	35.00		3	35.00	130.00	32.00		ZDKT15	
7801137	▲	PSE15R035SS32-3L	Cylindrical Shank Long	2	35.00		3	45.00	190.00	32.00		ZDKT15	
7801108	▲	PSE15R040SS32-3S	Cylindrical Shank Short	2	40.00		3	50.00	140.00	32.00		ZDKT15	
7801138	▲	PSE15R040SS32-3L	Cylindrical Shank Long	2	40.00		3	45.00	190.00	32.00		ZDKT15	
7801112	▲	PSE15R040SS32-4S	Cylindrical Shank Short	2	40.00		4	50.00	140.00	32.00		ZDKT15	
7801109	▲	PSE15R050SS32-3S	Cylindrical Shank Short	2	50.00		3	45.00	130.00	32.00		ZDKT15	
7801113	▲	PSE15R050SS32-5S	Cylindrical Shank Short	2	50.00		5	45.00	130.00	32.00		ZDKT15	
7801110	▲	PSE15R063SS32-4S	Cylindrical Shank Short	2	63.00		4	45.00	130.00	32.00		ZDKT15	
7801114	▲	PSE15R063SS32-6S	Cylindrical Shank Short	2	63.00		6	45.00	130.00	32.00		ZDKT15	

● Stocked ○ Available Upon Request; MOQ May Apply ▲ Globally Stocked

Note: When using an insert with a corner radius of R2 or greater, the corner of the cutter body must be corrected. The body corner radius should equal insert radius minus one (example: if insert radius is R3, body radius should be R2).



DESIGNATION EXPLANATION

PSE 11 R 020 SS 20-2 S



See Full Detail on Page 1524

P	M	K	N	S	H
Steel	Stainless Steel	Cast Iron	Non-Ferrous	HRSA	Hardened Steel
○	○	○	○	○	○

Material recommendation based on inserts compatible with this tool body.

○ Good ○ Best

ABOUT OSG

DRILLING

THREADING

MILLING

HOLDERS

INDEX





List 78012

OSG PHOENIX® PSE BORE



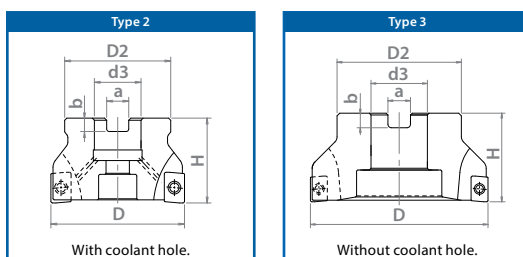
SPEED FEED 1529	INSERTS 1213-1215	ACCS. 1216	STEEL	PACKED 1 PIECE
---------------------------	-----------------------------	----------------------	--------------	--------------------------



EDP Number	Designation	Type	Dia. D (Inch)	Number of Flutes	Body Height	Flange Diameter	Bore Diameter	Keyway Width	Keyway Depth	Applicable Insert
					H (Inch)	D2 (Inch)	d3 (Inch)	a (Inch)	b (Inch)	
7801200	PSE11R200A075-5	2	2.000	5	1.575	1.772	0.750	0.315	0.197	ZD_T11
7801201	PSE11R250A075-6	2	2.500	6	1.575	1.968	0.750	0.315	0.197	ZD_T11
7801202	PSE11R300A100-7	2	3.000	7	1.968	2.362	1.000	0.375	0.236	ZD_T11
7801203	PSE11R200A075-7	2	2.000	7	1.575	1.772	0.750	0.315	0.197	ZD_T11
7801204	PSE11R250A075-8	2	2.500	8	1.575	1.968	0.750	0.315	0.197	ZD_T11
7801205	PSE11R300A100-10	2	3.000	10	1.968	2.362	1.000	0.375	0.236	ZD_T11
7801206	PSE15R200A075-3	2	2.000	3	1.575	1.772	0.750	0.315	0.197	ZDKT15
7801207	PSE15R250A075-4	2	2.500	4	1.575	1.968	0.750	0.315	0.197	ZDKT15
7801208	PSE15R300A100-5	2	3.000	5	1.968	2.362	1.000	0.375	0.236	ZDKT15
7801209	PSE15R400A150-7	3	4.000	7	1.968	2.756	1.500	0.625	0.394	ZDKT15
7801210	PSE15R500A150-8	3	5.000	8	2.480	3.543	1.500	0.625	0.394	ZDKT15
7801211	PSE15R200A075-5	2	2.000	5	1.575	1.772	0.750	0.315	0.197	ZDKT15
7801212	PSE15R250A075-6	2	2.500	6	1.575	1.968	0.750	0.315	0.197	ZDKT15
7801213	PSE15R300A100-8	2	3.000	8	1.968	2.362	1.000	0.375	0.236	ZDKT15
7801214	PSE15R400A150-10	3	4.000	10	1.968	2.756	1.500	0.625	0.394	ZDKT15
7801215	PSE15R500A150-11	3	5.000	11	2.480	3.543	1.500	0.625	0.394	ZDKT15
7801216	PSE15R600A150-10	3	6.000	10	2.480	3.740	1.500	0.625	0.394	ZDKT15
7801217	PSE15R600A150-12	3	6.000	12	2.480	3.740	1.500	0.625	0.394	ZDKT15

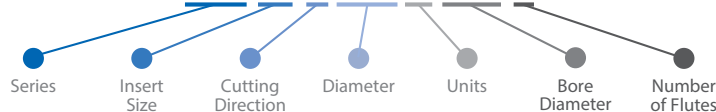
● Stocked ○ Available Upon Request; MOQ May Apply ▲ Globally Stocked

Note: When using an insert with a corner radius of R2 or greater, the corner of the cutter body must be corrected. The body corner radius should equal insert radius minus one (example: if insert radius is R3, body radius should be R2).



DESIGNATION EXPLANATION

PSE 11 R 200 A 075-5



See Full Detail on Page 1524

P	M	K	N	S	H
Steel	Stainless Steel	Cast Iron	Non-Ferrous	HRSA	Hardened Steel
○	○	○	○	○	○

Material recommendation based on inserts compatible with this tool body.

○ Good ○ Best





List 78010

OSG PHOENIX[®] PSE BORE

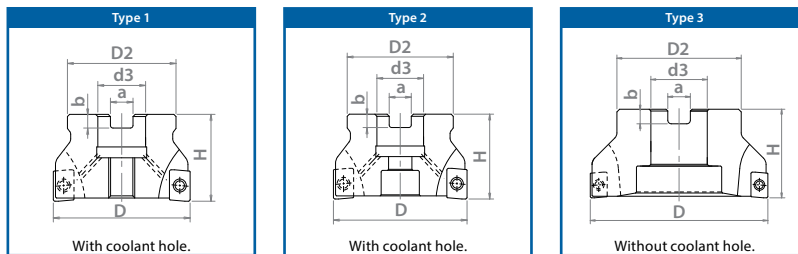
SPEED FEED	INSERTS	ACCS.	STEEL	PACKED
1529	1213-1215	1216		1 PIECE



EDP Number	Designation	Type	Dia.		Number of Flutes	Body Height		Flange Diameter		Bore Diameter		Keyway		Applicable Insert
			D (mm)	H (mm)		D2 (mm)	d3 (mm)	a (mm)	b (mm)					
7801000	PSE11R040M16-4	1	40.00	40.00	4	40.00	38.00	16.00	16.00	8.40	5.60	ZD_T11		
7801001	PSE11R050M22-5	1	50.00	40.00	5	40.00	45.00	22.00	22.00	10.40	6.30	ZD_T11		
7801002	PSE11R063M22-6	2	63.00	40.00	6	40.00	50.00	22.00	22.00	10.40	6.30	ZD_T11		
7801003	PSE11R080M27-7	2	80.00	50.00	7	50.00	60.00	27.00	27.00	12.40	7.00	ZD_T11		
7801020	PSE11R080M25.4-7	2	80.00	50.00	7	50.00	60.00	25.40	25.40	9.50	6.00	ZD_T11		
7801004	PSE11R040M16-6	1	40.00	40.00	6	40.00	38.00	16.00	16.00	8.40	5.60	ZD_T11		
7801005	PSE11R050M22-7	1	50.00	40.00	7	40.00	45.00	22.00	22.00	10.40	6.30	ZD_T11		
7801006	PSE11R063M22-8	2	63.00	40.00	8	40.00	50.00	22.00	22.00	10.40	6.30	ZD_T11		
7801007	PSE11R080M27-10	2	80.00	50.00	10	50.00	60.00	27.00	27.00	12.40	7.00	ZD_T11		
7801021	PSE11R080M25.4-10	2	80.00	50.00	10	50.00	60.00	25.40	25.40	9.50	6.00	ZD_T11		
7801008	PSE15R040M16-3	1	40.00	40.00	3	40.00	38.00	16.00	16.00	8.40	5.60	ZDKT15		
7801009	PSE15R050M22-3	1	50.00	40.00	3	40.00	45.00	22.00	22.00	10.40	6.30	ZDKT15		
7801010	PSE15R063M22-4	2	63.00	40.00	4	40.00	50.00	22.00	22.00	10.40	6.30	ZDKT15		
7801011	PSE15R080M27-5	2	80.00	50.00	5	50.00	60.00	27.00	27.00	12.40	7.00	ZDKT15		
7801022	PSE15R080M25.4-5	2	80.00	50.00	5	50.00	60.00	25.40	25.40	9.50	6.00	ZDKT15		
7801012	PSE15R100M32-7	2	100.00	50.00	7	50.00	70.00	32.00	32.00	14.40	8.00	ZDKT15		
7801023	PSE15R100M31.7-7	3	100.00	50.00	7	50.00	70.00	31.75	31.75	12.70	8.00	ZDKT15		
7801024	PSE15R125M38.1-8	3	125.00	63.00	8	63.00	90.00	38.10	38.10	15.90	10.00	ZDKT15		
7801014	PSE15R040M16-4	1	40.00	40.00	4	40.00	38.00	16.00	16.00	8.40	5.60	ZDKT15		
7801015	PSE15R050M22-5	1	50.00	40.00	5	40.00	45.00	22.00	22.00	10.40	6.30	ZDKT15		
7801016	PSE15R063M22-6	2	63.00	40.00	6	40.00	50.00	22.00	22.00	10.40	6.30	ZDKT15		
7801017	PSE15R080M27-8	2	80.00	50.00	8	50.00	60.00	27.00	27.00	12.40	7.00	ZDKT15		
7801025	PSE15R080M25.4-8	2	80.00	50.00	8	50.00	60.00	25.40	25.40	9.50	6.00	ZDKT15		
7801018	PSE15R100M32-10	2	100.00	50.00	10	50.00	70.00	32.00	32.00	14.40	8.00	ZDKT15		
7801026	PSE15R100M31.7-10	3	100.00	50.00	10	50.00	70.00	31.75	31.75	12.70	8.00	ZDKT15		
7801027	PSE15R125M38.1-11	3	125.00	63.00	11	63.00	90.00	38.10	38.10	15.90	10.00	ZDKT15		

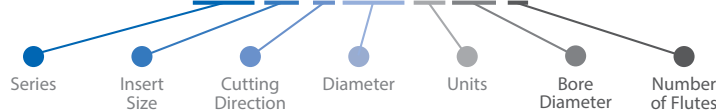
● Stocked ○ Available Upon Request; MOQ May Apply ▲ Globally Stocked

Note: When using an insert with a corner radius of R2 or greater, the corner of the cutter body must be corrected. The body corner radius should equal insert radius minus one (example: if insert radius is R3, body radius should be R2).



DESIGNATION EXPLANATION

PSE 11 R 050 M 22-5



See Full Detail on Page 1524

P	M	K	N	S	H
Steel	Stainless Steel	Cast Iron	Non-Ferrous	HRSA	Hardened Steel
○	○	○	○	○	○

Material recommendation based on inserts compatible with this tool body.

○ Good ○ Best






List 52601

OSG PHOENIX® PSE ASF, Screw Fit Head



SPEED FEED	INSERTS	ACCS.	STEEL	PACKED
1529	1213-1215	1216		1 PIECE



EDP Number	Designation	Diameter	Number of Flutes	Pilot Diameter	Thread Size	Flange Diameter	Overall Length	Spanner Wrench	Applicable Insert
		D (Inch)		Da (Inch)	Dg (mm)	D2 (Inch)	L (Inch)		
52601007	○ PSE07R038ASF6-2	0.375	2	0.256	M6	0.354	1.024	7	ZDKT07
52601008	○ PSE07R050ASF6-3	0.500	3	0.256	M6	0.433	1.024	7	ZDKT07
52601000	● PSE11R063ASF8-2	0.625	2	0.335	M8	0.571	1.063	10	ZD_T11
52601009	○ PSE07R063ASF8-4	0.625	4	0.335	M8	0.571	1.063	10	ZDKT07
52601001	● PSE11R075ASF10-3	0.750	3	0.413	M10	0.709	1.299	14	ZD_T11
52601010	○ PSE07R075ASF10-4	0.750	4	0.413	M10	0.709	1.299	14	ZDKT07
52601004	● PSE15R100ASF12-2	1.000	2	0.492	M12	0.905	1.378	17	ZDKT15
52601002	● PSE11R100ASF12-3	1.000	3	0.492	M12	0.905	1.378	17	ZD_T11
52601011	○ PSE07R100ASF12-5	1.000	5	0.492	M12	0.905	1.378	17	ZDKT07
52601003	● PSE11R125ASF16-3	1.250	3	0.669	M16	1.102	1.575	22	ZD_T11
52601005	● PSE15R125ASF16-3	1.250	3	0.669	M16	1.102	1.575	22	ZDKT15
52601012	○ PSE07R125ASF16-6	1.250	6	0.669	M16	1.102	1.575	22	ZDKT07
52601006	● PSE15R150ASF16-4	1.500	4	0.669	M16	1.102	1.575	22	ZDKT15

● Stocked ○ Available Upon Request; MOQ May Apply ▲ Globally Stocked

Note: When using an insert with a corner radius of R2 or greater, the corner of the cutter body must be corrected. The body corner radius should equal insert radius minus one (example: if insert radius is R3, body radius should be R2).



ABOUT OSG

DRILLING

THREADING

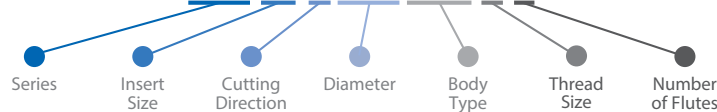
MILLING

HOLDERS

INDEX

DESIGNATION EXPLANATION

PSE 11 R 063 ASF 8-2



See Full Detail on Page 1524

P	M	K	N	S	H
Steel	Stainless Steel	Cast Iron	Non-Ferrous	HRSA	Hardened Steel
○	○	○	○	○	○

Material recommendation based on inserts compatible with this tool body.

○ Good ○ Best






List 78016

OSG PHOENIX[®] PSE SF, Screw Fit Head



SPEED FEED	INSERTS	ACCS.	STEEL	PACKED
1529	1213-1215	1216		1 PIECE



EDP Number	Designation	Diameter	Number of Flutes	Pilot Diameter	Thread Size	Flange Diameter	Overall Length	Spanner Wrench	Applicable Insert
		D (mm)		Da (mm)	Dg (mm)	D2 (mm)	L (mm)		
7803822	▲ PSE07R010SF6-2	10.00	2	6.50	M6	9.00	26.00	7	ZDKT07
7803823	▲ PSE07R012SF6-3	12.00	3	6.50	M6	11.00	26.00	7	ZDKT07
7801600	▲ PSE11R016SF8-2	16.00	2	8.50	M8	14.50	27.00	10	ZD_T11
7803824	▲ PSE07R016SF8-4	16.00	4	8.50	M8	14.50	27.00	10	ZDKT07
7801612	▲ PSE11R017SF8-2	17.00	2	8.50	M8	14.50	27.00	10	ZD_T11
7801613	▲ PSE11R018SF8-2	18.00	2	8.50	M8	14.50	27.00	10	ZD_T11
7801601	▲ PSE11R020SF10-3	20.00	3	10.50	M10	18.00	33.00	14	ZD_T11
7803825	▲ PSE07R020SF10-4	20.00	4	10.50	M10	18.00	33.00	14	ZDKT07
7801614	▲ PSE11R021SF10-3	21.00	3	10.50	M10	18.00	33.00	14	ZD_T11
7801615	▲ PSE11R022SF10-3	22.00	3	10.50	M10	18.00	33.00	14	ZD_T11
7801607	▲ PSE15R025SF12-2	25.00	2	12.50	M12	23.00	35.00	17	ZDKT15
7801602	▲ PSE11R025SF12-4	25.00	4	12.50	M12	23.00	35.00	17	ZD_T11
7803826	▲ PSE07R025SF12-5	25.00	5	12.50	M12	23.00	35.00	17	ZDKT07
7801618	▲ PSE15R026SF12-2	26.00	2	12.50	M12	23.00	35.00	17	ZDKT15
7801616	▲ PSE11R026SF12-3	26.00	3	12.50	M12	23.00	35.00	17	ZD_T11
7801608	▲ PSE15R028SF12-2	28.00	2	12.50	M12	23.00	35.00	17	ZDKT15
7801603	▲ PSE11R028SF12-4	28.00	4	12.50	M12	23.00	35.00	17	ZD_T11
7801609	▲ PSE15R032SF16-3	32.00	3	17.00	M16	28.00	40.00	22	ZDKT15
7801604	▲ PSE11R032SF16-5	32.00	5	17.00	M16	28.00	40.00	22	ZD_T11
7803827	▲ PSE07R032SF17-6	32.00	6	17.00	M16	28.00	35.00	22	ZDKT07
7801617	▲ PSE11R033SF16-3	33.00	3	17.00	M16	28.00	40.00	22	ZD_T11
7801619	▲ PSE15R033SF16-3	33.00	3	17.00	M16	28.00	40.00	22	ZDKT15
7801610	▲ PSE15R035SF16-3	35.00	3	17.00	M16	28.00	40.00	22	ZDKT15
7801605	▲ PSE11R035SF16-5	35.00	5	17.00	M16	28.00	40.00	22	ZD_T11
7801611	▲ PSE15R040SF16-4	40.00	4	17.00	M16	28.00	40.00	22	ZDKT15
7801606	▲ PSE11R040SF16-6	40.00	6	17.00	M16	28.00	40.00	22	ZD_T11

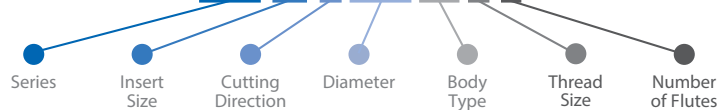
● Stocked ○ Available Upon Request; MOQ May Apply ▲ Globally Stocked

Note: When using an insert with a corner radius of R2 or greater, the corner of the cutter body must be corrected. The body corner radius should equal insert radius minus one (example: if insert radius is R3, body radius should be R2).



DESIGNATION EXPLANATION

PSE 11 R 016 SF 8-2



See Full Detail on Page 1524

P	M	K	N	S	H
Steel	Stainless Steel	Cast Iron	Non-Ferrous	HRSA	Hardened Steel
○	○	○	○	○	○

Material recommendation based on inserts compatible with this tool body.

○ Good ○ Best

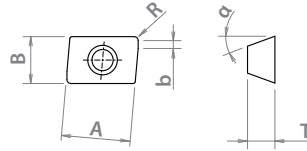




List 78PSE

OSG PHOENIX® PSE / PSEL / PMD INSERTS

PACKED
10 PIECE



EDP Number	Designation	Number of Cutting Edges	Insert Size						Grade
			AxB (mm)	T (mm)	α (°)	R (mm)	b (mm)	Aa Max (mm)	
7811112	ZDKT070302FR-NM	2	8.2 x 4	2.54	15.00	0.20	1.10	6.00	CK010
7811113	ZDKT070304FR-NM	2	8.2 x 4	2.54	15.00	0.40	0.90	6.00	CK010
7812114	ZDKT070304SR-GM	2	8.2 x 4	2.54	15.00	0.40	0.90	6.00	XC1015
7812115	ZDKT070308SR-GM	2	8.2 x 4	2.54	15.00	0.80	0.50	6.00	XC1015
7825127	ZDKT070304SR-GL	2	8.2 x 4	2.54	15.00	0.40	0.90	6.00	XC3030
7825129	ZDKT070308SR-GL	2	8.2 x 4	2.54	15.00	0.80	0.50	6.00	XC3030
7825128	ZDKT070304SR-GM	2	8.2 x 4	2.54	15.00	0.40	0.90	6.00	XC3030
7825130	ZDKT070308SR-GM	2	8.2 x 4	2.54	15.00	0.80	0.50	6.00	XC3030
7826121	ZDKT070304SR-GL	2	8.2 x 4	2.54	15.00	0.40	0.90	6.00	XP2025
7826122	ZDKT070308SR-GL	2	8.2 x 4	2.54	15.00	0.80	0.50	6.00	XP2025
7813117	ZDKT070304SR-GL	2	8.2 x 4	2.54	15.00	0.40	0.90	6.00	XP2040
7813119	ZDKT070308SR-GL	2	8.2 x 4	2.54	15.00	0.80	0.50	6.00	XP2040
7813116	ZDKT070302SR-GM	2	8.2 x 4	2.54	15.00	0.20	1.10	6.00	XP2040
7813118	ZDKT070304SR-GM	2	8.2 x 4	2.54	15.00	0.40	0.90	6.00	XP2040
7813120	ZDKT070308SR-GM	2	8.2 x 4	2.54	15.00	0.80	0.50	6.00	XP2040
7814123	ZDKT070304SR-GL	2	8.2 x 4	2.54	15.00	0.40	0.90	6.00	XP3035
7814125	ZDKT070308SR-GL	2	8.2 x 4	2.54	15.00	0.80	0.50	6.00	XP3035
7814124	ZDKT070304SR-GM	2	8.2 x 4	2.54	15.00	0.40	0.90	6.00	XP3035
7814126	ZDKT070308SR-GM	2	8.2 x 4	2.54	15.00	0.80	0.50	6.00	XP3035
7811010	ZDHT11T302FR-NM	2	11 x 6.8	3.50	15.00	0.20	2.00	10.00	CK010
7811024	ZDHT11T304FR-NM	2	11 x 6.8	3.50	15.00	0.40	1.80	10.00	CK010
7811014	ZDHT11T308FR-NM	2	11 x 6.8	3.50	15.00	0.80	1.40	10.00	CK010
7811015	ZDHT11T312FR-NM	2	11 x 6.8	3.50	15.00	1.20	1.40	10.00	CK010
7811017	ZDHT11T316FR-NM	2	11 x 6.8	3.50	15.00	1.60	1.40	10.00	CK010
7811018	ZDHT11T320FR-NM	2	11 x 6.8	3.50	15.00	2.00	1.40	10.00	CK010
7811019	ZDHT11T325FR-NM	2	11 x 6.8	3.50	15.00	2.50	1.40	10.00	CK010
7811020	ZDHT11T332FR-NM	2	11 x 6.8	3.50	15.00	3.20	0.80	10.00	CK010
7811021	ZDHT11T340FR-NM	2	11 x 6.8	3.50	15.00	4.00	-	10.00	CK010
7811022	ZDHT11T350FR-NM	2	11 x 6.8	3.50	15.00	5.00	-	10.00	CK010
7811048	ZDKT11T302FR-NM	2	11 x 6.8	3.80	15.00	0.20	2.00	10.00	CK010
7811049	ZDKT11T304FR-NM	2	11 x 6.8	3.80	15.00	0.40	1.80	10.00	CK010
7811023	ZDKT11T308FR-NM	2	11 x 6.8	3.80	15.00	0.80	1.40	10.00	CK010
7812025	ZDKT11T304SR-GM	2	11 x 6.8	3.80	15.00	0.40	1.80	10.00	XC1015
7812033	ZDKT11T308SR-GM	2	11 x 6.8	3.80	15.00	0.80	1.40	10.00	XC1015
7827026	ZDKT11T308SR-GL	2	11 x 6.8	3.80	15.00	0.80	1.40	10.00	XC3020

● Stocked ○ Available Upon Request; MOQ May Apply ▲ Globally Stocked



CONTINUED ➔

Insert Grade	Chip Breaker	Coolant	P	M	K	N	S	H
			Steel	Stainless Steel	Cast Iron	Non-Ferrous	HRSA	Hardened Steel
CK010	NM	Y				⊙		
XC1015	GM / GR	N			⊙			
XC3020	GL / GM / GR	N	⊙		⊙			
XC3030	GL / GM / GR	N	⊙		⊙			
XC5035	SM	Y		⊙			⊙	
XC5040	SM	Y		⊙			⊙	
XP2025	GL / GM	Y	⊙	⊙			⊙	
XP2040	GL / GM / GR	Y	⊙	⊙			⊙	⊙
XP3025	GL / GM / GR	Y	⊙		⊙			
XP3035	GL / GM / GR	N	⊙	⊙	⊙			
XP6015	HR	N	⊙		⊙			⊙

GL:Light Cutting GM:Medium Cutting GR: Rough Cutting NM:Aluminum SM:Heat Resistant Alloy HR: Hardened Steel

○ Good ⊙ Best

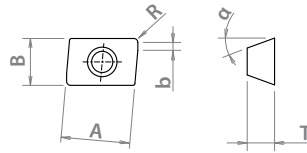




PACKED
10 PIECE

List 78PSE (Continued)

OSG PHOENIX® PSE / PSEL / PMD INSERTS



ABOUT OSG

DRILLING

THREADING

MILLING

HOLDERS

INDEX

EDP Number	Designation	Number of Cutting Edges	Insert Size						Grade
			AxB (mm)	T (mm)	α (°)	R (mm)	b (mm)	Aa Max (mm)	
7827025	ZDKT11T304SR-GM	2	11 x 6.8	3.80	15.00	0.40	1.80	10.00	XC3020
7827032	ZDKT11T308SR-GM	2	11 x 6.8	3.80	15.00	0.80	1.40	10.00	XC3020
7827033	ZDKT11T308SR-GR	2	11 x 6.8	3.80	15.00	0.80	1.40	10.00	XC3020
7825024	ZDKT11T304SR-GL	2	11 x 6.8	3.80	15.00	0.40	1.80	10.00	XC3030
7825026	ZDKT11T308SR-GL	2	11 x 6.8	3.80	15.00	0.80	1.40	10.00	XC3030
7825035	ZDKT11T320SR-GL	2	11 x 6.8	3.80	15.00	2.00	2.10	10.00	XC3030
7825025	ZDKT11T304SR-GM	2	11 x 6.8	3.80	15.00	0.40	1.80	10.00	XC3030
7825032	ZDKT11T308SR-GM	2	11 x 6.8	3.80	15.00	0.80	1.40	10.00	XC3030
7825039	ZDKT11T325SR-GM	2	11 x 6.8	3.80	15.00	2.50	1.60	10.00	XC3030
7825033	ZDKT11T308SR-GR	2	11 x 6.8	3.80	15.00	0.80	1.40	10.00	XC3030
7815027	ZDKT11T316ER-SM	2	11 x 6.8	3.80	15.00	1.60	0.80	10.00	XC5035
7815031	ZDKT11T308ER-SM	2	11 x 6.8	3.80	15.00	0.80	1.40	10.00	XC5035
7816027	ZDKT11T316ER-SM	2	11 x 6.8	3.80	15.00	1.60	0.80	10.00	XC5040
7816031	ZDKT11T308ER-SM	2	11 x 6.8	3.80	15.00	0.80	1.40	10.00	XC5040
7816034	ZDKT11T304ER-SM	2	11 x 6.8	3.80	15.00	0.40	1.80	10.00	XC5040
7816040	ZDKT11T312ER-SM	2	11 x 6.8	3.80	15.00	1.20	1.10	10.00	XC5040
7816041	ZDKT11T320ER-SM	2	11 x 6.8	3.80	15.00	2.00	0.30	10.00	XC5040
7816042	ZDKT11T325ER-SM	2	11 x 6.8	3.80	15.00	2.50	-	10.00	XC5040
7816043	ZDKT11T332ER-SM	2	11 x 6.8	3.80	15.00	3.20	-	10.00	XC5040
7816044	ZDKT11T340ER-SM	2	11 x 6.8	3.80	15.00	4.00	-	10.00	XC5040
7826026	ZDKT11T308SR-GL	2	11 x 6.8	3.80	15.00	0.80	1.40	10.00	XP2025
7826025	ZDKT11T304SR-GM	2	11 x 6.8	3.80	15.00	0.40	1.80	10.00	XP2025
7826032	ZDKT11T308SR-GM	2	11 x 6.8	3.80	15.00	0.80	1.40	10.00	XP2025
7813026	ZDKT11T308SR-GL	2	11 x 6.8	3.80	15.00	0.80	1.40	10.00	XP2040
7813034	ZDKT11T312SR-GL	2	11 x 6.8	3.80	15.00	1.20	1.00	10.00	XP2040
7813035	ZDKT11T320SR-GL	2	11 x 6.8	3.80	15.00	2.00	2.10	10.00	XP2040
7813036	ZDKT11T332SR-GL	2	11 x 6.8	3.80	15.00	3.20	1.50	10.00	XP2040
7813025	ZDKT11T304SR-GM	2	11 x 6.8	3.80	15.00	0.40	1.80	10.00	XP2040
7813032	ZDKT11T308SR-GM	2	11 x 6.8	3.80	15.00	0.80	1.40	10.00	XP2040
7813053	ZDKT11T312SR-GM	2	11 x 6.8	3.80	15.00	1.20	1.00	10.00	XP2040
7813038	ZDKT11T320SR-GM	2	11 x 6.8	3.80	15.00	2.00	2.10	10.00	XP2040
7813054	ZDKT11T330SR-GM	2	11 x 6.8	3.80	15.00	3.00	1.50	10.00	XP2040
7813055	ZDKT11T340SR-GM	2	11 x 6.8	3.80	15.00	4.00	-	10.00	XP2040
7813033	ZDKT11T308SR-GR	2	11 x 6.8	3.80	15.00	0.80	1.40	10.00	XP2040
7828026	ZDKT11T308SR-GL	2	11 x 6.8	3.80	15.00	0.80	1.40	10.00	XP3025
7828025	ZDKT11T304SR-GM	2	11 x 6.8	3.80	15.00	0.40	1.80	10.00	XP3025
7828032	ZDKT11T308SR-GM	2	11 x 6.8	3.80	15.00	0.80	1.40	10.00	XP3025
7828033	ZDKT11T308SR-GR	2	11 x 6.8	3.80	15.00	0.80	1.40	10.00	XP3025
7814024	ZDKT11T304SR-GL	2	11 x 6.8	3.80	15.00	0.40	1.80	10.00	XP3035
7814026	ZDKT11T308SR-GL	2	11 x 6.8	3.80	15.00	0.80	1.40	10.00	XP3035
7814035	ZDKT11T320SR-GL	2	11 x 6.8	3.80	15.00	2.00	2.10	10.00	XP3035
7814025	ZDKT11T304SR-GM	2	11 x 6.8	3.80	15.00	0.40	1.80	10.00	XP3035
7814032	ZDKT11T308SR-GM	2	11 x 6.8	3.80	15.00	0.80	1.40	10.00	XP3035
7814053	ZDKT11T312SR-GM	2	11 x 6.8	3.80	15.00	1.20	1.00	10.00	XP3035
7814038	ZDKT11T320SR-GM	2	11 x 6.8	3.80	15.00	2.00	2.10	10.00	XP3035
7814039	ZDKT11T325SR-GM	2	11 x 6.8	3.80	15.00	2.50	1.60	10.00	XP3035
7814054	ZDKT11T330SR-GM	2	11 x 6.8	3.80	15.00	3.00	1.50	10.00	XP3035
7814055	ZDKT11T340SR-GM	2	11 x 6.8	3.80	15.00	4.00	-	10.00	XP3035
7814033	ZDKT11T308SR-GR	2	11 x 6.8	3.80	15.00	0.80	1.40	10.00	XP3035
7824035	ZDKT11T308SR-HR	2	11 x 6.8	3.80	15.00	0.80	1.40	10.00	XP6015
7811046	ZDKT150508FR-NM	2	15 x 9.3	5.56	15.00	0.80	1.60	14.00	CK010
7812058	ZDKT150508SR-GR	2	15 x 9.3	5.56	15.00	0.80	1.60	14.00	XC1015
7812029	ZDKT150508SR-GM	2	15 x 9.3	5.56	15.00	0.80	1.60	14.00	XC1015

● Stocked ○ Available Upon Request; MOQ May Apply ▲ Globally Stocked





List 78PSE (Continued)

OSG PHOENIX® PSE / PSEL / PMD INSERTS

PACKED
10 PIECE

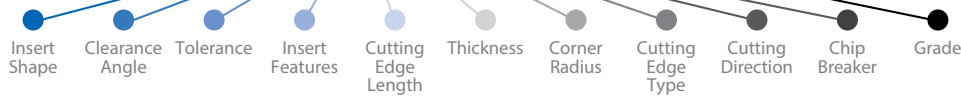
EDP Number	Designation	Number of Cutting Edges	Insert Size						Grade
			AxB (mm)	T (mm)	α (°)	R (mm)	b (mm)	Aa Max (mm)	
7827057	ZDKT150508SR-GL	2	15 x 9.3	5.56	15.00	0.80	1.60	14.00	XC3020
7827028	ZDKT150508SR-GM	2	15 x 9.3	5.56	15.00	0.80	1.60	14.00	XC3020
7827058	ZDKT150508SR-GR	2	15 x 9.3	5.56	15.00	0.80	1.60	14.00	XC3020
7825057	ZDKT150508SR-GL	2	15 x 9.3	5.56	15.00	0.80	1.60	14.00	XC3030
7825029	ZDKT150508SR-GM	2	15 x 9.3	5.56	15.00	0.80	1.60	14.00	XC3030
7825058	ZDKT150508SR-GR	2	15 x 9.3	5.56	15.00	0.80	1.60	14.00	XC3030
7815056	ZDKT150508ER-SM	2	15 x 9.3	5.56	15.00	0.80	1.60	14.00	XC5035
7816056	ZDKT150508ER-SM	2	15 x 9.3	5.56	15.00	0.80	1.60	14.00	XC5040
7826057	ZDKT150508SR-GL	2	15 x 9.3	5.56	15.00	0.80	1.60	14.00	XP2025
7826029	ZDKT150508SR-GM	2	15 x 9.3	5.56	15.00	0.80	1.60	14.00	XP2025
7813057	ZDKT150508SR-GL	2	15 x 9.3	5.56	15.00	0.80	1.60	14.00	XP2040
7813028	ZDKT150508SR-GM	2	15 x 9.3	5.56	15.00	0.80	1.60	14.00	XP2040
7813077	ZDKT150512SR-GM	2	15 x 9.3	5.56	15.00	1.20	1.20	14.00	XP2040
7813078	ZDKT150516SR-GM	2	15 x 9.3	5.56	15.00	1.60	0.80	14.00	XP2040
7813079	ZDKT150520SR-GM	2	15 x 9.3	5.56	15.00	2.00	2.10	14.00	XP2040
7813080	ZDKT150530SR-GM	2	15 x 9.3	5.56	15.00	3.00	1.90	14.00	XP2040
7813081	ZDKT150540SR-GM	2	15 x 9.3	5.56	15.00	4.00	1.10	14.00	XP2040
7813082	ZDKT150550SR-GM	2	15 x 9.3	5.56	15.00	5.00	0.70	14.00	XP2040
7813058	ZDKT150508SR-GR	2	15 x 9.3	5.56	15.00	0.80	1.60	14.00	XP2040
7828057	ZDKT150508SR-GL	2	15 x 9.3	5.56	15.00	0.80	1.60	14.00	XP3025
7828028	ZDKT150508SR-GM	2	15 x 9.3	5.56	15.00	0.80	1.60	14.00	XP3025
7828058	ZDKT150508SR-GR	2	15 x 9.3	5.56	15.00	0.80	1.60	14.00	XP3025
7814057	ZDKT150508SR-GL	2	15 x 9.3	5.56	15.00	0.80	1.60	14.00	XP3035
7814029	ZDKT150508SR-GM	2	15 x 9.3	5.56	15.00	0.80	1.60	14.00	XP3035
7814077	ZDKT150512SR-GM	2	15 x 9.3	5.56	15.00	1.20	1.20	14.00	XP3035
7814078	ZDKT150516SR-GM	2	15 x 9.3	5.56	15.00	1.60	0.80	14.00	XP3035
7814079	ZDKT150520SR-GM	2	15 x 9.3	5.56	15.00	2.00	2.10	14.00	XP3035
7814080	ZDKT150530SR-GM	2	15 x 9.3	5.56	15.00	3.00	1.90	14.00	XP3035
7814081	ZDKT150540SR-GM	2	15 x 9.3	5.56	15.00	4.00	1.10	14.00	XP3035
7814082	ZDKT150550SR-GM	2	15 x 9.3	5.56	15.00	5.00	0.70	14.00	XP3035
7814058	ZDKT150508SR-GR	2	15 x 9.3	5.56	15.00	0.80	1.60	14.00	XP3035
7824036	ZDKT150508SR-HR	2	15 x 9.3	5.56	15.00	0.80	1.60	14.00	XP6015

● Stocked ○ Available Upon Request; MOQ May Apply ▲ Globally Stocked



DESIGNATION EXPLANATION

ZDKT 11 T3 08 S R-GL XP3035



See Full Detail on Pages 1522-1523

Insert Grade	Chip Breaker	Coolant	P	M	K	N	S	H
			Steel	Stainless Steel	Cast Iron	Non-Ferrous	HRSA	Hardened Steel
CK010	NM	Y				⊙		
XC1015	GM / GR	N			⊙			
XC3020	GL / GM / GR	N	⊙		○			
XC3030	GL / GM / GR	N	⊙		○			
XC5035	SM	Y		⊙			○	
XC5040	SM	Y		○			⊙	
XP2025	GL / GM	Y	○	⊙			○	
XP2040	GL / GM / GR	Y	○	⊙			○	○
XP3025	GL / GM / GR	Y	⊙		○			
XP3035	GL / GM / GR	N	⊙	○	○			
XP6015	HR	N	○		○			⊙

GL:Light Cutting GM:Medium Cutting GR: Rough Cutting NM:Aluminum SM:Heat Resistant Alloy HR: Hardened Steel

○ Good ⊙ Best


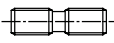
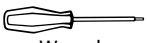




List 7808H

OSG PHOENIX[®] PSE ACCESSORIES

PACKED	PACKED
1 PIECE	10 PIECE

Appearance	EDP No.		Designation	Applicable Insert	Applicable Cutter		Recommended Tightening Torque
					Inch	mm	
 Clamping Screw	7808098	●	FS18634P (M1.8 x 3.4, Torx 6IP)	ZDKT07	PSE SA/SF/ASF Ø0.375-0.500	PSE SS/SF Ø10-12	0.5 Nm
	7808099	●	FS18637P (M1.8 x 3.7, Torx 6IP)	ZDKT07	PSE SA/SF/ASF Ø0.625-1.250	PSE SS/SF Ø16-32	0.5 Nm
	7808107	●	FS25656P (M2.5 x 5.6, Torx 8IP)	ZD_T11	PSE SA/FA/ASF Ø0.625-1.250	PSE SS/SF Ø16-35	1.6 Nm
	7808109	●	FS25673P (M2.5 x 7.3, Torx 8IP)	ZD_T11	PSE BORE Ø2.000-3.000	PSE BORE Ø40-80	1.6 Nm
	7808115	●	FS35686P (M3.5 x 8.6, Torx 15IP)	ZDKT15	PSE SA/FA/ASF Ø1.000-1.500, PSE BORE Ø2.000-6.000	PSE SS/SF Ø25-63, PSE BORE Ø40-125	3.2 Nm
 Power Screw	7808150	●	PS0830 (M8x30)	-	-	PSE BORE Ø40	15.0 Nm
	7808151	●	PS1031 (M10x31)	-	-	PSE BORE Ø50	20.0 Nm
 Wrench	7808223	●	6IP-D (Torx 6IP)	ZDKT07	PSE SA/SF/ASF Ø0.375-1.250	PSE SS/SF Ø10-32	-
	7808225	●	8IP-D (Torx 8IP)	ZD_T11	PSE SA/FA/ASF Ø0.625-1.250, PSE BORE Ø2.000-3.000	PSE SS/SF Ø16-35, PSE BORE Ø40-80	-
	7808228	●	15IP-D (Torx 15IP)	ZDKT15	PSE SA/FA/ASF Ø1.000-1.500, PSE BORE Ø2.000-6.000	PSE SS/SF Ø25-63, PSE BORE Ø40-125	-

● Stocked ○ Available Upon Request; MOQ May Apply ▲ Globally Stocked
Note: Wrench sold separately
Packed: Clamping Screws = 10 pcs.; Power Screw = 1 pc.; Wrench = 1 pc.





List 53000

OSG PHOENIX® PSEL SA/FA



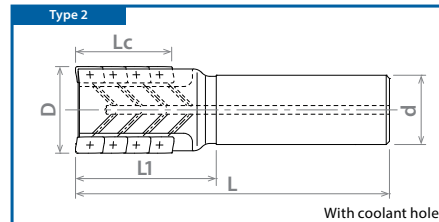
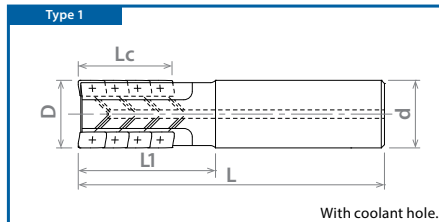
SPEED FEED	INSERTS	ACCS.	STEEL	PACKED
1530	1221-1223	1224		1 PIECE



EDP Number	Designation	Body Type	Type	Dia.	Number of Flutes	Number of Inserts per Flute	Total Number of Inserts	Length of Cut	Neck Length	Overall Length	Shank Dia.	Applicable Insert
				D (Inch)				Lc (Inch)	L1 (Inch)	L (Inch)	d (Inch)	
53000000	● PSEL11R100SA100-2-27	Cylindrical Shank	1	1.000	2	3	6	1.063	1.968	4.921	1.000	ZD_T11
53000001	● PSEL11R125SA125-2-37	Cylindrical Shank	1	1.250	2	4	8	1.457	2.362	5.512	1.250	ZD_T11
53000002	● PSEL11R125SA125-3-45	Cylindrical Shank	1	1.250	3	5	15	1.791	2.362	5.512	1.250	ZD_T11
53000003	● PSEL11R150SA125-3-37	Cylindrical Shank	2	1.500	3	4	12	1.457	2.362	5.512	1.250	ZD_T11
53000004	● PSEL11R150SA125-4-45	Cylindrical Shank	2	1.500	4	5	20	1.791	2.362	5.512	1.250	ZD_T11
53000005	● PSEL15R150SA125-2-38	Cylindrical Shank	2	1.500	2	3	6	1.496	2.362	5.512	1.250	ZDKT15
53000006	● PSEL11R100FA100-2-27	Weldon Shank	1	1.000	2	3	6	1.063	1.968	4.248	1.000	ZD_T11
53000007	● PSEL11R125FA125-2-37	Weldon Shank	1	1.250	2	4	8	1.457	2.362	4.642	1.250	ZD_T11
53000008	● PSEL11R125FA125-3-45	Weldon Shank	1	1.250	3	5	15	1.791	2.362	4.642	1.250	ZD_T11
53000009	● PSEL11R150FA125-3-37	Weldon Shank	2	1.500	3	4	12	1.457	2.362	4.642	1.250	ZD_T11
53000010	● PSEL11R150FA125-4-45	Weldon Shank	2	1.500	4	5	20	1.791	2.362	4.642	1.250	ZD_T11
53000011	● PSEL15R150FA125-2-38	Weldon Shank	2	1.500	2	3	6	1.496	2.362	4.642	1.250	ZDKT15

● Stocked ○ Available Upon Request; MOQ May Apply ▲ Globally Stocked

Note: When using an insert with a corner radius of R2 or greater, the corner of the cutter body must be corrected. The body corner radius should equal insert radius minus one (example: if insert radius is R3, body radius should be R2).



DESIGNATION EXPLANATION

PSEL 11 R 100 SA 100-2-27



See Full Detail on Page 1524

P	M	K	N	S	H
Steel	Stainless Steel	Cast Iron	Non-Ferrous	HRSA	Hardened Steel
○	○	○	○	○	○

Material recommendation based on inserts compatible with this tool body.

○ Good ○ Best





List 78029

OSG PHOENIX® PSEL SS, Cylindrical Shank



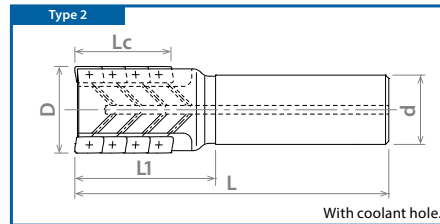
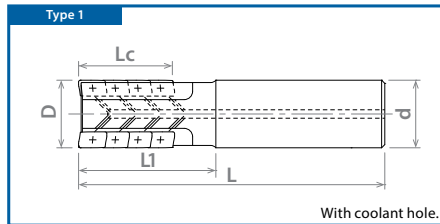
SPEED FEED	INSERTS	ACCS.	STEEL	PACKED
1530	1221-1223	1224		1 PIECE



EDP Number	Designation	Type	Dia.		Number of Flutes	Number of Inserts per Flute	Total Number of Inserts	Length of Cut		Overall Length	Shank Dia.		Applicable Insert
			D (mm)	d (mm)				Lc (mm)	L1 (mm)		L (mm)	d (mm)	
7802900	▲ PSEL11R025SS25-2-27	1	25.00		2	3	6	27.00	50.00	125.00	25.00		ZD_T11
7802901	▲ PSEL11R032SS32-2-37	1	32.00		2	4	8	37.00	60.00	140.00	32.00		ZD_T11
7802902	▲ PSEL11R032SS32-3-45	1	32.00		3	5	15	45.50	60.00	140.00	32.00		ZD_T11
7802903	▲ PSEL11R040SS42-3-37	1	40.00		3	4	12	37.00	60.00	140.00	42.00		ZD_T11
7802904	▲ PSEL11R040SS42-4-45	1	40.00		4	5	20	45.50	60.00	140.00	42.00		ZD_T11
7802905	▲ PSEL15R040SS42-2-38	1	40.00		2	3	6	38.00	60.00	140.00	42.00		ZDKT15
7802906	▲ PSEL15R050SS42-3-50	2	50.00		3	4	12	50.50	64.00	144.00	42.00		ZDKT15

● Stocked ○ Available Upon Request; MOQ May Apply ▲ Globally Stocked

Note: When using an insert with a corner radius of R2 or greater, the corner of the cutter body must be corrected. The body corner radius should equal insert radius minus one (example: if insert radius is R3, body radius should be R2).



DESIGNATION EXPLANATION

PSEL 11 R 025 SS 25-2-27



See Full Detail on Page 1524

P	M	K	N	S	H
Steel	Stainless Steel	Cast Iron	Non-Ferrous	HRS A	Hardened Steel
○	○	○	○	○	○

Material recommendation based on inserts compatible with this tool body.

○ Good ○ Best





List 53001

OSG PHOENIX® PSEL BORE



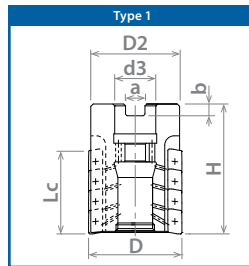
SPEED FEED	INSERTS	ACCS.	STEEL	PACKED
1530	1221-1223	1224		1 PIECE



EDP Number	Designation	Type	Dia.	Number of Flutes	Number of Inserts per Flute	Total Number of Inserts	Length of Cut	Body Height	Flange Dia.	Bore Dia.	Keyway Width	Keyway Depth	Applicable Insert
			D (Inch)				Lc (Inch)	H (Inch)	D2 (Inch)	d3 (Inch)	a (Inch)	b (Inch)	
53001000	● PSEL15R200A075-3-50	1	2.000	3	4	12	1.988	2.913	1.772	0.750	0.315	0.197	ZDKT15
53001001	● PSEL15R250A100-4-50	1	2.500	4	4	16	1.988	2.913	2.362	1.000	0.375	0.236	ZDKT15
53001002	● PSEL15R300A100-4-63	1	3.000	4	5	20	2.480	3.464	2.362	1.000	0.375	0.236	ZDKT15

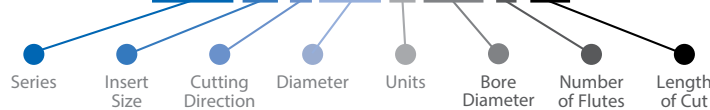
● Stocked ○ Available Upon Request; MOQ May Apply ▲ Globally Stocked

Note: When using an insert with a corner radius of R2 or greater, the corner of the cutter body must be corrected. The body corner radius should equal insert radius minus one (example: if insert radius is R3, body radius should be R2).



DESIGNATION EXPLANATION

PSEL 15 R 200 A 075-3-50



See Full Detail on Page 1524

P	M	K	N	S	H
Steel	Stainless Steel	Cast Iron	Non-Ferrous	HRSA	Hardened Steel
○	○	○	○	○	○

Material recommendation based on inserts compatible with this tool body.

○ Good ○ Best





List 78028

OSG PHOENIX® PSEL BORE



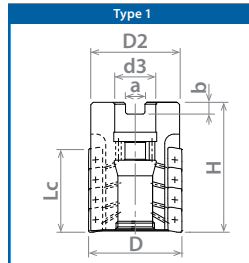
SPEED FEED	INSERTS	ACCS.	STEEL	PACKED
1530	1221-1223	1224		1 PIECE



EDP Number	Designation	Type	Dia.	Number of Flutes	Number of Inserts per Flute	Total Number of Inserts	Length of Cut	Body Height	Flange Dia.	Bore Dia.	Keyway Width	Keyway Depth	Applicable Insert
			D (mm)				Lc (mm)	H (mm)	D2 (mm)	d3 (mm)	a (mm)	b (mm)	
7802850	▲ PSEL15R050M22-3-50	1	50.00	3	4	12	50.50	74.00	45.00	22.00	10.40	6.30	ZDKT15
7802851	▲ PSEL15R063M27-3-50	1	63.00	3	4	12	50.50	74.00	60.00	27.00	12.40	7.00	ZDKT15
7802852	▲ PSEL15R080M32-4-63	1	80.00	4	5	20	63.00	88.00	76.00	32.00	14.40	8.00	ZDKT15

● Stocked ○ Available Upon Request; MOQ May Apply ▲ Globally Stocked

Note: When using an insert with a corner radius of R2 or greater, the corner of the cutter body must be corrected. The body corner radius should equal insert radius minus one (example: if insert radius is R3, body radius should be R2).



DESIGNATION EXPLANATION

PSEL 15 R 050 M 22-3-50



See Full Detail on Page 1524

P	M	K	N	S	H
Steel	Stainless Steel	Cast Iron	Non-Ferrous	HRSA	Hardened Steel
○	○	○	○	○	○

Material recommendation based on inserts compatible with this tool body.

○ Good ○ Best

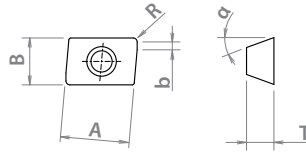




List 78PSE

OSG PHOENIX® PSE / PSEL / PMD INSERTS

PACKED
10 PIECE



EDP Number	Designation	Number of Cutting Edges	Insert Size						Grade
			AxB (mm)	T (mm)	α (°)	R (mm)	b (mm)	Aa Max (mm)	
7811112	ZDKT070302FR-NM	2	8.2 x 4	2.54	15.00	0.20	1.10	6.00	CK010
7811113	ZDKT070304FR-NM	2	8.2 x 4	2.54	15.00	0.40	0.90	6.00	CK010
7812114	ZDKT070304SR-GM	2	8.2 x 4	2.54	15.00	0.40	0.90	6.00	XC1015
7812115	ZDKT070308SR-GM	2	8.2 x 4	2.54	15.00	0.80	0.50	6.00	XC1015
7825127	ZDKT070304SR-GL	2	8.2 x 4	2.54	15.00	0.40	0.90	6.00	XC3030
7825129	ZDKT070308SR-GL	2	8.2 x 4	2.54	15.00	0.80	0.50	6.00	XC3030
7825128	ZDKT070304SR-GM	2	8.2 x 4	2.54	15.00	0.40	0.90	6.00	XC3030
7825130	ZDKT070308SR-GM	2	8.2 x 4	2.54	15.00	0.80	0.50	6.00	XC3030
7826121	ZDKT070304SR-GL	2	8.2 x 4	2.54	15.00	0.40	0.90	6.00	XP2025
7826122	ZDKT070308SR-GL	2	8.2 x 4	2.54	15.00	0.80	0.50	6.00	XP2025
7813117	ZDKT070304SR-GL	2	8.2 x 4	2.54	15.00	0.40	0.90	6.00	XP2040
7813119	ZDKT070308SR-GL	2	8.2 x 4	2.54	15.00	0.80	0.50	6.00	XP2040
7813116	ZDKT070302SR-GM	2	8.2 x 4	2.54	15.00	0.20	1.10	6.00	XP2040
7813118	ZDKT070304SR-GM	2	8.2 x 4	2.54	15.00	0.40	0.90	6.00	XP2040
7813120	ZDKT070308SR-GM	2	8.2 x 4	2.54	15.00	0.80	0.50	6.00	XP2040
7814123	ZDKT070304SR-GL	2	8.2 x 4	2.54	15.00	0.40	0.90	6.00	XP3035
7814125	ZDKT070308SR-GL	2	8.2 x 4	2.54	15.00	0.80	0.50	6.00	XP3035
7814124	ZDKT070304SR-GM	2	8.2 x 4	2.54	15.00	0.40	0.90	6.00	XP3035
7814126	ZDKT070308SR-GM	2	8.2 x 4	2.54	15.00	0.80	0.50	6.00	XP3035
7811010	ZDHT11T302FR-NM	2	11 x 6.8	3.50	15.00	0.20	2.00	10.00	CK010
7811024	ZDHT11T304FR-NM	2	11 x 6.8	3.50	15.00	0.40	1.80	10.00	CK010
7811014	ZDHT11T308FR-NM	2	11 x 6.8	3.50	15.00	0.80	1.40	10.00	CK010
7811015	ZDHT11T312FR-NM	2	11 x 6.8	3.50	15.00	1.20	1.40	10.00	CK010
7811017	ZDHT11T316FR-NM	2	11 x 6.8	3.50	15.00	1.60	1.40	10.00	CK010
7811018	ZDHT11T320FR-NM	2	11 x 6.8	3.50	15.00	2.00	1.40	10.00	CK010
7811019	ZDHT11T325FR-NM	2	11 x 6.8	3.50	15.00	2.50	1.40	10.00	CK010
7811020	ZDHT11T332FR-NM	2	11 x 6.8	3.50	15.00	3.20	0.80	10.00	CK010
7811021	ZDHT11T340FR-NM	2	11 x 6.8	3.50	15.00	4.00	-	10.00	CK010
7811022	ZDHT11T350FR-NM	2	11 x 6.8	3.50	15.00	5.00	-	10.00	CK010
7811048	ZDKT11T302FR-NM	2	11 x 6.8	3.80	15.00	0.20	2.00	10.00	CK010
7811049	ZDKT11T304FR-NM	2	11 x 6.8	3.80	15.00	0.40	1.80	10.00	CK010
7811023	ZDKT11T308FR-NM	2	11 x 6.8	3.80	15.00	0.80	1.40	10.00	CK010
7812025	ZDKT11T304SR-GM	2	11 x 6.8	3.80	15.00	0.40	1.80	10.00	XC1015
7812033	ZDKT11T308SR-GM	2	11 x 6.8	3.80	15.00	0.80	1.40	10.00	XC1015
7827026	ZDKT11T308SR-GL	2	11 x 6.8	3.80	15.00	0.80	1.40	10.00	XC3020

● Stocked ○ Available Upon Request; MOQ May Apply ▲ Globally Stocked



CONTINUED ➔

Insert Grade	Chip Breaker	Coolant	P	M	K	N	S	H
			Steel	Stainless Steel	Cast Iron	Non-Ferrous	HRSA	Hardened Steel
CK010	NM	Y				⊙		
XC1015	GM / GR	N			⊙			
XC3020	GL / GM / GR	N	⊙		○			
XC3030	GL / GM / GR	N	⊙		○			
XC5035	SM	Y		⊙			○	
XC5040	SM	Y		○			⊙	
XP2025	GL / GM	Y	○	⊙			○	
XP2040	GL / GM / GR	Y	○	⊙			○	○
XP3025	GL / GM / GR	Y	⊙		○			
XP3035	GL / GM / GR	N	⊙	○	○			
XP6015	HR	N	○		○			⊙

GL:Light Cutting GM:Medium Cutting GR: Rough Cutting NM:Aluminum SM:Heat Resistant Alloy HR: Hardened Steel

○ Good ⊙ Best

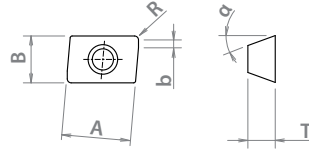




PACKED
10 PIECE

List 78PSE (Continued)

OSG PHOENIX® PSE / PSEL / PMD INSERTS



EDP Number	Designation	Number of Cutting Edges	Insert Size						Grade
			AxB (mm)	T (mm)	α (°)	R (mm)	b (mm)	Aa Max (mm)	
7827025	ZDKT11T304SR-GM	2	11 x 6.8	3.80	15.00	0.40	1.80	10.00	XC3020
7827032	ZDKT11T308SR-GM	2	11 x 6.8	3.80	15.00	0.80	1.40	10.00	XC3020
7827033	ZDKT11T308SR-GR	2	11 x 6.8	3.80	15.00	0.80	1.40	10.00	XC3020
7825024	ZDKT11T304SR-GL	2	11 x 6.8	3.80	15.00	0.40	1.80	10.00	XC3030
7825026	ZDKT11T308SR-GL	2	11 x 6.8	3.80	15.00	0.80	1.40	10.00	XC3030
7825035	ZDKT11T320SR-GL	2	11 x 6.8	3.80	15.00	2.00	2.10	10.00	XC3030
7825025	ZDKT11T304SR-GM	2	11 x 6.8	3.80	15.00	0.40	1.80	10.00	XC3030
7825032	ZDKT11T308SR-GM	2	11 x 6.8	3.80	15.00	0.80	1.40	10.00	XC3030
7825039	ZDKT11T325SR-GM	2	11 x 6.8	3.80	15.00	2.50	1.60	10.00	XC3030
7825033	ZDKT11T308SR-GR	2	11 x 6.8	3.80	15.00	0.80	1.40	10.00	XC3030
7815027	ZDKT11T316ER-SM	2	11 x 6.8	3.80	15.00	1.60	0.80	10.00	XC5035
7815031	ZDKT11T308ER-SM	2	11 x 6.8	3.80	15.00	0.80	1.40	10.00	XC5035
7816027	ZDKT11T316ER-SM	2	11 x 6.8	3.80	15.00	1.60	0.80	10.00	XC5040
7816031	ZDKT11T308ER-SM	2	11 x 6.8	3.80	15.00	0.80	1.40	10.00	XC5040
7816034	ZDKT11T304ER-SM	2	11 x 6.8	3.80	15.00	0.40	1.80	10.00	XC5040
7816040	ZDKT11T312ER-SM	2	11 x 6.8	3.80	15.00	1.20	1.10	10.00	XC5040
7816041	ZDKT11T320ER-SM	2	11 x 6.8	3.80	15.00	2.00	0.30	10.00	XC5040
7816042	ZDKT11T325ER-SM	2	11 x 6.8	3.80	15.00	2.50	-	10.00	XC5040
7816043	ZDKT11T332ER-SM	2	11 x 6.8	3.80	15.00	3.20	-	10.00	XC5040
7816044	ZDKT11T340ER-SM	2	11 x 6.8	3.80	15.00	4.00	-	10.00	XC5040
7826026	ZDKT11T308SR-GL	2	11 x 6.8	3.80	15.00	0.80	1.40	10.00	XP2025
7826025	ZDKT11T304SR-GM	2	11 x 6.8	3.80	15.00	0.40	1.80	10.00	XP2025
7826032	ZDKT11T308SR-GM	2	11 x 6.8	3.80	15.00	0.80	1.40	10.00	XP2025
7813026	ZDKT11T308SR-GL	2	11 x 6.8	3.80	15.00	0.80	1.40	10.00	XP2040
7813034	ZDKT11T312SR-GL	2	11 x 6.8	3.80	15.00	1.20	1.00	10.00	XP2040
7813035	ZDKT11T320SR-GL	2	11 x 6.8	3.80	15.00	2.00	2.10	10.00	XP2040
7813036	ZDKT11T332SR-GL	2	11 x 6.8	3.80	15.00	3.20	1.50	10.00	XP2040
7813025	ZDKT11T304SR-GM	2	11 x 6.8	3.80	15.00	0.40	1.80	10.00	XP2040
7813032	ZDKT11T308SR-GM	2	11 x 6.8	3.80	15.00	0.80	1.40	10.00	XP2040
7813053	ZDKT11T312SR-GM	2	11 x 6.8	3.80	15.00	1.20	1.00	10.00	XP2040
7813038	ZDKT11T320SR-GM	2	11 x 6.8	3.80	15.00	2.00	2.10	10.00	XP2040
7813054	ZDKT11T330SR-GM	2	11 x 6.8	3.80	15.00	3.00	1.50	10.00	XP2040
7813055	ZDKT11T340SR-GM	2	11 x 6.8	3.80	15.00	4.00	-	10.00	XP2040
7813033	ZDKT11T308SR-GR	2	11 x 6.8	3.80	15.00	0.80	1.40	10.00	XP2040
7828026	ZDKT11T308SR-GL	2	11 x 6.8	3.80	15.00	0.80	1.40	10.00	XP3025
7828025	ZDKT11T304SR-GM	2	11 x 6.8	3.80	15.00	0.40	1.80	10.00	XP3025
7828032	ZDKT11T308SR-GM	2	11 x 6.8	3.80	15.00	0.80	1.40	10.00	XP3025
7828033	ZDKT11T308SR-GR	2	11 x 6.8	3.80	15.00	0.80	1.40	10.00	XP3025
7814024	ZDKT11T304SR-GL	2	11 x 6.8	3.80	15.00	0.40	1.80	10.00	XP3035
7814026	ZDKT11T308SR-GL	2	11 x 6.8	3.80	15.00	0.80	1.40	10.00	XP3035
7814035	ZDKT11T320SR-GL	2	11 x 6.8	3.80	15.00	2.00	2.10	10.00	XP3035
7814025	ZDKT11T304SR-GM	2	11 x 6.8	3.80	15.00	0.40	1.80	10.00	XP3035
7814032	ZDKT11T308SR-GM	2	11 x 6.8	3.80	15.00	0.80	1.40	10.00	XP3035
7814053	ZDKT11T312SR-GM	2	11 x 6.8	3.80	15.00	1.20	1.00	10.00	XP3035
7814038	ZDKT11T320SR-GM	2	11 x 6.8	3.80	15.00	2.00	2.10	10.00	XP3035
7814039	ZDKT11T325SR-GM	2	11 x 6.8	3.80	15.00	2.50	1.60	10.00	XP3035
7814054	ZDKT11T330SR-GM	2	11 x 6.8	3.80	15.00	3.00	1.50	10.00	XP3035
7814055	ZDKT11T340SR-GM	2	11 x 6.8	3.80	15.00	4.00	-	10.00	XP3035
7814033	ZDKT11T308SR-GR	2	11 x 6.8	3.80	15.00	0.80	1.40	10.00	XP3035
7824035	ZDKT11T308SR-HR	2	11 x 6.8	3.80	15.00	0.80	1.40	10.00	XP6015
7811046	ZDKT150508FR-NM	2	15 x 9.3	5.56	15.00	0.80	1.60	14.00	CK010
7812058	ZDKT150508SR-GR	2	15 x 9.3	5.56	15.00	0.80	1.60	14.00	XC1015
7812029	ZDKT150508SR-GM	2	15 x 9.3	5.56	15.00	0.80	1.60	14.00	XC1015

● Stocked ○ Available Upon Request; MOQ May Apply ▲ Globally Stocked





List 78PSE (Continued)

OSG PHOENIX® PSE / PSEL / PMD INSERTS

PACKED
10 PIECE

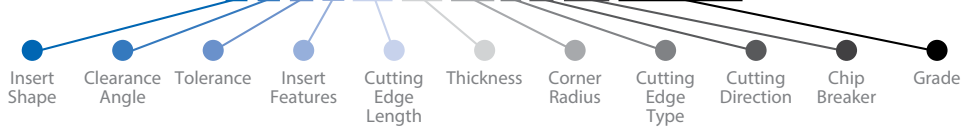
EDP Number	Designation	Number of Cutting Edges	Insert Size						Grade
			AxB (mm)	T (mm)	α (°)	R (mm)	b (mm)	Aa Max (mm)	
7827057	ZDKT150508SR-GL	2	15 x 9.3	5.56	15.00	0.80	1.60	14.00	XC3020
7827028	ZDKT150508SR-GM	2	15 x 9.3	5.56	15.00	0.80	1.60	14.00	XC3020
7827058	ZDKT150508SR-GR	2	15 x 9.3	5.56	15.00	0.80	1.60	14.00	XC3020
7825057	ZDKT150508SR-GL	2	15 x 9.3	5.56	15.00	0.80	1.60	14.00	XC3030
7825029	ZDKT150508SR-GM	2	15 x 9.3	5.56	15.00	0.80	1.60	14.00	XC3030
7825058	ZDKT150508SR-GR	2	15 x 9.3	5.56	15.00	0.80	1.60	14.00	XC3030
7815056	ZDKT150508ER-SM	2	15 x 9.3	5.56	15.00	0.80	1.60	14.00	XC5035
7816056	ZDKT150508ER-SM	2	15 x 9.3	5.56	15.00	0.80	1.60	14.00	XC5040
7826057	ZDKT150508SR-GL	2	15 x 9.3	5.56	15.00	0.80	1.60	14.00	XP2025
7826029	ZDKT150508SR-GM	2	15 x 9.3	5.56	15.00	0.80	1.60	14.00	XP2025
7813057	ZDKT150508SR-GL	2	15 x 9.3	5.56	15.00	0.80	1.60	14.00	XP2040
7813028	ZDKT150508SR-GM	2	15 x 9.3	5.56	15.00	0.80	1.60	14.00	XP2040
7813077	ZDKT150512SR-GM	2	15 x 9.3	5.56	15.00	1.20	1.20	14.00	XP2040
7813078	ZDKT150516SR-GM	2	15 x 9.3	5.56	15.00	1.60	0.80	14.00	XP2040
7813079	ZDKT150520SR-GM	2	15 x 9.3	5.56	15.00	2.00	2.10	14.00	XP2040
7813080	ZDKT150530SR-GM	2	15 x 9.3	5.56	15.00	3.00	1.90	14.00	XP2040
7813081	ZDKT150540SR-GM	2	15 x 9.3	5.56	15.00	4.00	1.10	14.00	XP2040
7813082	ZDKT150550SR-GM	2	15 x 9.3	5.56	15.00	5.00	0.70	14.00	XP2040
7813058	ZDKT150508SR-GR	2	15 x 9.3	5.56	15.00	0.80	1.60	14.00	XP2040
7828057	ZDKT150508SR-GL	2	15 x 9.3	5.56	15.00	0.80	1.60	14.00	XP3025
7828028	ZDKT150508SR-GM	2	15 x 9.3	5.56	15.00	0.80	1.60	14.00	XP3025
7828058	ZDKT150508SR-GR	2	15 x 9.3	5.56	15.00	0.80	1.60	14.00	XP3025
7814057	ZDKT150508SR-GL	2	15 x 9.3	5.56	15.00	0.80	1.60	14.00	XP3035
7814029	ZDKT150508SR-GM	2	15 x 9.3	5.56	15.00	0.80	1.60	14.00	XP3035
7814077	ZDKT150512SR-GM	2	15 x 9.3	5.56	15.00	1.20	1.20	14.00	XP3035
7814078	ZDKT150516SR-GM	2	15 x 9.3	5.56	15.00	1.60	0.80	14.00	XP3035
7814079	ZDKT150520SR-GM	2	15 x 9.3	5.56	15.00	2.00	2.10	14.00	XP3035
7814080	ZDKT150530SR-GM	2	15 x 9.3	5.56	15.00	3.00	1.90	14.00	XP3035
7814081	ZDKT150540SR-GM	2	15 x 9.3	5.56	15.00	4.00	1.10	14.00	XP3035
7814082	ZDKT150550SR-GM	2	15 x 9.3	5.56	15.00	5.00	0.70	14.00	XP3035
7814058	ZDKT150508SR-GR	2	15 x 9.3	5.56	15.00	0.80	1.60	14.00	XP3035
7824036	ZDKT150508SR-HR	2	15 x 9.3	5.56	15.00	0.80	1.60	14.00	XP6015

● Stocked ○ Available Upon Request; MOQ May Apply ▲ Globally Stocked



DESIGNATION EXPLANATION

ZDKT11T308SR-GL XP3035



See Full Detail on Pages 1522-1523

Insert Grade	Chip Breaker	Coolant	P	M	K	N	S	H
			Steel	Stainless Steel	Cast Iron	Non-Ferrous	HRSA	Hardened Steel
CK010	NM	Y				⊙		
XC1015	GM / GR	N			⊙			
XC3020	GL / GM / GR	N	⊙		○			
XC3030	GL / GM / GR	N	⊙		○			
XC5035	SM	Y		⊙			○	
XC5040	SM	Y		○			⊙	
XP2025	GL / GM	Y	○	⊙			○	
XP2040	GL / GM / GR	Y	○	⊙			○	○
XP3025	GL / GM / GR	Y	⊙		○			
XP3035	GL / GM / GR	N	⊙	○	○			
XP6015	HR	N	○		○			⊙

GL:Light Cutting GM:Medium Cutting GR:Rough Cutting NM:Aluminum SM:Heat Resistant Alloy HR: Hardened Steel

○ Good ⊙ Best



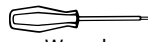




List 7808H

OSG PHOENIX® PSEL ACCESSORIES

PACKED	PACKED
1 PIECE	10 PIECE

Appearance	EDP No.		Designation	Applicable Insert	Applicable Cutter		Recommended Tightening Torque
					Inch	mm	
 Clamping Screw	7808107	●	FS25656P (M2.5 x 5.6, Torx 8IP)	ZD_T11	PSEL SA/FA Ø1.000	PSEL SS Ø25	1.6 Nm
	7808109	●	FS25673P (M2.5 x 7.3, Torx 8IP)	ZD_T11	PSEL SA/FA Ø1.250-1.500	PSEL SS Ø32-40	1.6 Nm
	7808115	●	FS35686P (M3.5 x 8.6, Torx 15IP)	ZDKT15	PSEL15 SA/FA Ø1.500, PSEL BORE Ø2.000-3.000	PSEL SS Ø40-50, PSEL BORE Ø50-80	3.2 Nm
 Coolant Cap Bolt	7808132	●	OCB-M20-08	-	PSEL BORE Ø2.000	PSEL BORE Ø50	-
	7808133	●	OCB-M24-10	-	PSEL BORE Ø2.500	PSEL BORE Ø63	-
	7808134	●	OCB-M30-14	-	PSEL BORE Ø3.000	PSEL BORE Ø80	-
 Wrench	7808225	●	8IP-D (Torx 8IP)	ZD_T11	PSEL SA/FA Ø1.000-1.500	PSEL SS Ø25-40	-
	7808228	●	15IP-D (Torx 15IP)	ZDKT15	PSEL SA/FA Ø1.500, PSEL BORE Ø2.000-3.000	PSEL SS Ø40-50, PSEL BORE Ø50-80	-

● Stocked ○ Available Upon Request; MOQ May Apply ▲ Globally Stocked
 Note: Wrench sold separately
 Packed: Clamping Screws = 10 pcs.; Coolant Cap Bolt = 1 pc.; Wrench = 1 pc.





List 53100

OSG PHOENIX® PSTW BORE

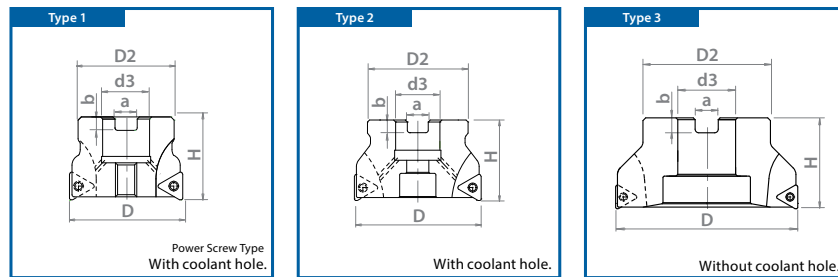


SPEED FEED 1531	INSERTS 1227	ACCS. 1228	STEEL	PACKED 1 PIECE
---------------------------	------------------------	----------------------	--------------	--------------------------



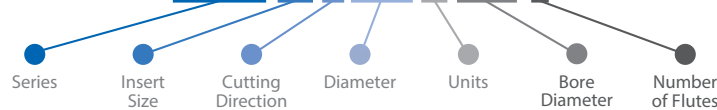
EDP Number	Designation	Type	Diameter D (Inch)	Number of Flutes	Body Height	Flange Diameter	Bore Diameter	Keyway Width	Keyway Depth	Applicable Insert
					H (Inch)	D2 (Inch)	d3 (Inch)	a (Inch)	b (Inch)	
53100000	● PSTW12R200A075-3	1	2.000	3	1.575	1.772	0.750	0.315	0.197	TN KU12
53100001	● PSTW12R250A075-3	2	2.500	3	1.575	1.968	0.750	0.315	0.197	TN KU12
53100002	● PSTW12R300A100-5	2	3.000	5	1.968	2.362	1.000	0.375	0.236	TN KU12
53100003	● PSTW12R400A125-5	3	4.000	5	1.968	2.756	1.250	0.500	0.315	TN KU12
53100004	● PSTW12R500A150-7	3	5.000	7	2.480	3.543	1.500	0.625	0.394	TN KU12
53100010	● PSTW12R600A150-8	3	6.000	8	2.480	3.740	1.500	0.625	0.394	TN KU12
53100005	● PSTW12R200A075-4	1	2.000	4	1.575	1.772	0.750	0.315	0.197	TN KU12
53100006	● PSTW12R250A075-5	2	2.500	5	1.575	1.968	0.750	0.315	0.197	TN KU12
53100007	● PSTW12R300A100-6	2	3.000	6	1.968	2.362	1.000	0.375	0.236	TN KU12
53100008	● PSTW12R400A125-7	3	4.000	7	1.968	2.756	1.250	0.500	0.315	TN KU12
53100009	● PSTW12R500A150-9	3	5.000	9	2.480	3.543	1.500	0.625	0.394	TN KU12
53100011	● PSTW12R600A150-10	3	6.000	10	2.480	3.740	1.500	0.625	0.394	TN KU12

● Stocked ○ Available Upon Request; MOQ May Apply ▲ Globally Stocked



DESIGNATION EXPLANATION

PSTW 12 R 200 A 075-3



See Full Detail on Page 1524

P	M	K	N	S	H
Steel	Stainless Steel	Cast Iron	Non-Ferrous	HRSA	Hardened Steel
○	○	○	○	○	○

Material recommendation based on inserts compatible with this tool body.

○ Good ○ Best





OSG PHOENIX[®] PSTW

90° Indexable Shoulder Cutter for Face Milling

ABOUT OSG

DRILLING

THREADING

MILLING

HOLDERS

INDEX

List 78131

OSG PHOENIX[®] PSTW BORE



SPEED FEED
1531

INSERTS
1227

ACCS.
1228

STEEL

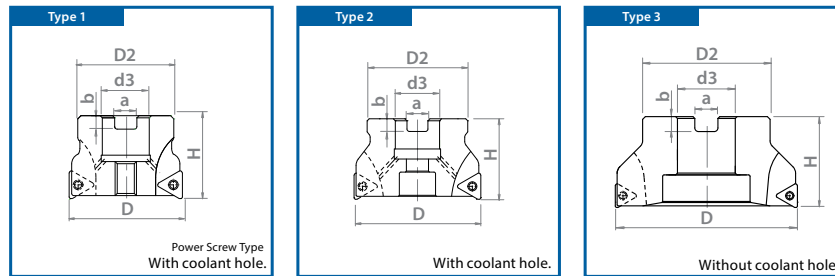


PACKED
1 PIECE



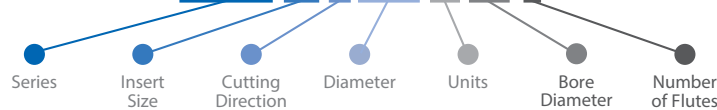
EDP Number	Designation	Type	Diameter	Number of Flutes	Body Height	Flange Diameter	Bore Diameter	Keyway Width	Keyway Depth	Applicable Insert
			D (mm)		H (mm)	D2 (mm)	d3 (mm)	a (mm)	b (mm)	
7803100	▲ PSTW12R050M22-3	1	50.00	3	40.00	45.00	22.00	10.40	6.30	TNKU12
7803101	▲ PSTW12R050M22-4	1	50.00	4	40.00	45.00	22.00	10.40	6.30	TNKU12
7803102	▲ PSTW12R063M22-3	2	63.00	3	40.00	50.00	22.00	10.40	6.30	TNKU12
7803103	▲ PSTW12R063M22-5	2	63.00	5	40.00	50.00	22.00	10.40	6.30	TNKU12
7803104	▲ PSTW12R080M25.4-5	2	80.00	5	50.00	60.00	25.40	9.50	6.00	TNKU12
7803105	▲ PSTW12R080M25.4-6	2	80.00	6	50.00	60.00	25.40	9.50	6.00	TNKU12
7803106	▲ PSTW12R100M31.7-5	3	100.00	5	50.00	70.00	31.75	12.70	8.00	TNKU12
7803107	▲ PSTW12R100M31.7-7	3	100.00	7	50.00	70.00	31.75	12.70	8.00	TNKU12
7803108	▲ PSTW12R125M38.1-7	3	125.00	7	63.00	90.00	38.10	15.90	10.00	TNKU12
7803109	▲ PSTW12R125M38.1-9	3	125.00	9	63.00	90.00	38.10	15.90	10.00	TNKU12
7803110	▲ PSTW12R080M27-5	2	80.00	5	50.00	60.00	27.00	12.40	7.00	TNKU12
7803111	▲ PSTW12R080M27-6	2	80.00	6	50.00	60.00	27.00	12.40	7.00	TNKU12
7803112	▲ PSTW12R100M32-5	2	100.00	5	50.00	70.00	32.00	14.40	8.00	TNKU12
7803113	▲ PSTW12R100M32-7	2	100.00	7	50.00	70.00	32.00	14.40	8.00	TNKU12
7803114	▲ PSTW12R125M40-7	2	125.00	7	63.00	90.00	40.00	16.40	9.00	TNKU12
7803115	▲ PSTW12R125M40-9	2	125.00	9	63.00	90.00	40.00	16.40	9.00	TNKU12

● Stocked ○ Available Upon Request; MOQ May Apply ▲ Globally Stocked



DESIGNATION EXPLANATION

PSTW 12 R 050 M 22-3



See Full Detail on Page 1524

P	M	K	N	S	H
Steel	Stainless Steel	Cast Iron	Non-Ferrous	HRSA	Hardened Steel
○	○	○	○	○	○

Material recommendation based on inserts compatible with this tool body.

○ Good ○ Best

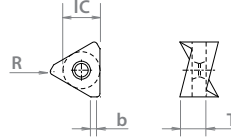





List 78PSTW

OSG PHOENIX® PSTW INSERTS

PACKED
10 PIECE



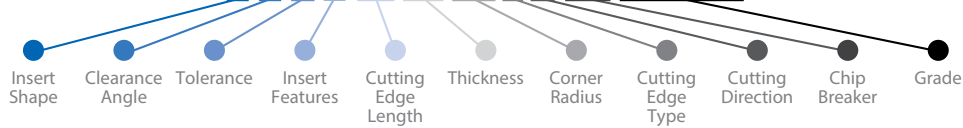
EDP Number		Designation	Number of Cutting Edges	Insert Size					Grade
				IC (mm)	T (mm)	R (mm)	b (mm)	Aa Max (mm)	
7811087	●	TNKU120608ER-NM	6	10.80	6.55	0.80	1.25	12.00	CK010
7812088	●	TNKU120608ER-GM	6	10.80	6.55	0.80	1.50	12.00	XC1015
7812090	●	TNKU120608ER-GR	6	10.80	6.55	0.80	1.50	12.00	XC1015
7827088	●	TNKU120608ER-GM	6	10.80	6.55	0.80	1.50	12.00	XC3020
7825089	●	TNKU120608ER-GL	6	10.80	6.55	0.80	1.50	12.00	XC3030
7825088	●	TNKU120608ER-GM	6	10.80	6.55	0.80	1.50	12.00	XC3030
7816091	●	TNKU120608ER-SM	6	10.80	6.55	0.80	1.50	12.00	XC5040
7821088	●	TNKU120608ER-GM	6	10.80	6.55	0.80	1.50	12.00	XP1020
7821090	●	TNKU120608ER-GR	6	10.80	6.55	0.80	1.50	12.00	XP1020
7813089	●	TNKU120608ER-GL	6	10.80	6.55	0.80	1.50	12.00	XP2040
7813088	●	TNKU120608ER-GM	6	10.80	6.55	0.80	1.50	12.00	XP2040
7813094	●	TNKU120612ER-GM	6	10.80	6.55	1.20	1.00	12.00	XP2040
7813095	●	TNKU120616ER-GM	6	10.80	6.55	1.60	0.75	12.00	XP2040
7813096	●	TNKU120620ER-GM	6	10.80	6.55	2.00	0.60	12.00	XP2040
7828088	●	TNKU120608ER-GM	6	10.80	6.55	0.80	1.50	12.00	XP3025
7814089	●	TNKU120608ER-GL	6	10.80	6.55	0.80	1.50	12.00	XP3035
7814088	●	TNKU120608ER-GM	6	10.80	6.55	0.80	1.50	12.00	XP3035
7814094	●	TNKU120612ER-GM	6	10.80	6.55	1.20	1.00	12.00	XP3035
7814095	●	TNKU120616ER-GM	6	10.80	6.55	1.60	0.75	12.00	XP3035
7814096	●	TNKU120620ER-GM	6	10.80	6.55	2.00	0.60	12.00	XP3035

● Stocked ○ Available Upon Request; MOQ May Apply ▲ Globally Stocked



DESIGNATION EXPLANATION

T N K U 12 06 08 E R-GL XP3035



See Full Detail on Pages 1522-1523

Insert Grade	Chip Breaker	Coolant	P	M	K	N	S	H
			Steel	Stainless Steel	Cast Iron	Non-Ferrous	HRSA	Hardened Steel
CK010	NM	Y				○		
XC1015	GM	N			○			
XC1015	GR	N			○			
XC3020	GM	N	○		○			
XC3030	GL / GM	N	○		○			
XC5040	SM	Y		○			○	
XP1020	GM / GR	N			○			
XP2040	GL / GM	Y	○	○			○	○
XP3025	GM	Y	○		○			
XP3035	GL / GM	N	○	○	○			

GL: Light Cutting GM: Medium Cutting GR: Rough Cutting SM: Heat Resistant Alloy

*: XC1015 best recommended for grey cast iron

** : XP1020 best recommended for ductile cast iron

○ Good ○ Best

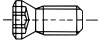
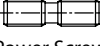
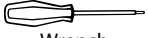




List 7808H

OSG PHOENIX[®] PSTW ACCESSORIES

PACKED	PACKED
1 PIECE	10 PIECE

Appearance	EDP No.		Designation	Applicable Insert	Applicable Cutter		Recommended Tightening Torque
					Inch	mm	
 Clamping Screw	7808129	●	FS40511 (M4 x 11, Torx 15)	TNKU12	PSTW BORE Ø2.000-5.000	PSTW BORE Ø50-125	5.0 Nm
 Power Screw	7808151	●	PS1031 (M10x31)	TNKU12	PSTW BORE Ø2.000	PSTW BORE Ø50	20.0 Nm
 Wrench	7808208	●	T15-D (Torx 15)	TNKU12	PSTW BORE Ø2.000-5.000	PSTW BORE Ø50-125	-

● Stocked ○ Available Upon Request; MOQ May Apply ▲ Globally Stocked

Note: Wrench sold separately

Packed: Clamping Screws = 10 pcs.; Power Screw = 1 pc.; Wrench = 1 pc.






List 53400

OSG PHOENIX[®] PMD SA



SPEED FEED 1532-1533	INSERTS 1233-1236	ACCS. 1237	STEEL	2 FLUTE	PACKED 1 PIECE
--------------------------------	-----------------------------	----------------------	--------------	----------------	--------------------------



EDP Number	Designation	Body Type	Dia.		Number of Effective Flutes	Length of Cut		Drilling Depth		Neck Length		Overall Length		Shank Dia.		Center Insert	Peripheral Insert
			D (Inch)	d (Inch)		Lc (Inch)	l1 (Inch)	L1 (Inch)	L (Inch)	L (Inch)	L (Inch)	d (Inch)					
53400001	● PMD11R100SA100-1S	Cylindrical Shank Short	1.000		1	0.394	1.000	1.750	5.500	1.000	ZPNT13	ZDKT11					
53400002	● PMD11R125SA125-1S	Cylindrical Shank Short	1.250		1	0.394	1.250	2.000	6.000	1.250	ZPNT17	ZDKT11					
53400004	● PMD11R100SA100-1L	Cylindrical Shank Long	1.000		1	0.394	1.000	4.000	8.000	1.000	ZPNT13	ZDKT11					
53400005	● PMD11R125SA125-1L	Cylindrical Shank Long	1.250		1	0.394	1.250	5.000	9.000	1.250	ZPNT17	ZDKT11					

● Stocked ○ Available Upon Request; MOQ May Apply ▲ Globally Stocked



ABOUT OSG

DRILLING

THREADING

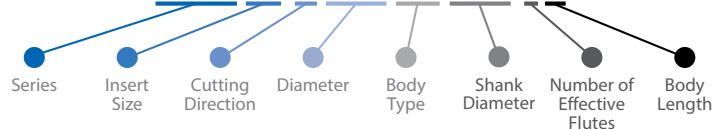
MILLING

HOLDERS

INDEX

DESIGNATION EXPLANATION

PMD 11 R 100 SA 100-1S



See Full Detail on Page 1524

P	M	K	N	S	H
Steel	Stainless Steel	Cast Iron	Non-Ferrous	HRSA	Hardened Steel
○	◎	◎	◎	◎	◎

Material recommendation based on inserts compatible with this tool body.

○ Good ◎ Best






List 78234

OSG PHOENIX[®] PMD SS

SPEED FEED 1532-1533	INSERTS 1233-1236	ACCS. 1237	STEEL	2 FLUTE	PACKED 1 PIECE
--------------------------------	-----------------------------	----------------------	--------------	----------------	--------------------------



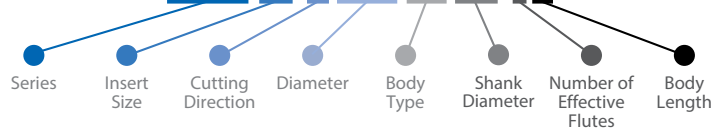
EDP Number	Designation	Body Type	Dia.		Number of Effective Flutes	Length of Cut		Drilling Depth		Neck Length		Overall Length		Shank Dia.		Center Insert	Peripheral Insert
			D (mm)	d (mm)		Lc (mm)	l1 (mm)	L1 (mm)	L (mm)	L (mm)	L (mm)	d (mm)					
7803410	▲ PMD11R020SS020-1S	Cylindrical Shank Short	20.00		1	10.00	20.00	35.00	130.00	20.00					ZPNT10	ZDKT11	
7803411	▲ PMD11R025SS025-1S	Cylindrical Shank Short	25.00		1	10.00	25.00	45.00	140.00	25.00					ZPNT13	ZDKT11	
7803412	▲ PMD11R032SS032-1S	Cylindrical Shank Short	32.00		1	10.00	28.00	50.00	150.00	32.00					ZPNT17	ZDKT11	
7803413	▲ PMD11R020SS020-1L	Cylindrical Shank Long	20.00		1	10.00	20.00	60.00	185.00	20.00					ZPNT10	ZDKT11	
7803414	▲ PMD11R025SS025-1L	Cylindrical Shank Long	25.00		1	10.00	25.00	75.00	220.00	25.00					ZPNT13	ZDKT11	
7803415	▲ PMD11R032SS032-1L	Cylindrical Shank Long	32.00		1	10.00	28.00	90.00	230.00	32.00					ZPNT17	ZDKT11	

● Stocked ○ Available Upon Request; MOQ May Apply ▲ Globally Stocked



DESIGNATION EXPLANATION

PMD 11 R 020 SS 20-1S



See Full Detail on Page 1524

P	M	K	N	S	H
Steel	Stainless Steel	Cast Iron	Non-Ferrous	HRSA	Hardened Steel
○	⊙	⊙	⊙	⊙	⊙

Material recommendation based on inserts compatible with this tool body.

○ Good ⊙ Best



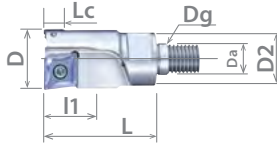


List 52606

OSG PHOENIX[®] PMD ASF, Screw Fit Head



SPEED FEED 1532-1533	INSERTS 1233-1236	ACCS. 1237	STEEL	2 FLUTE	PACKED 1 PIECE
--------------------------------	-----------------------------	----------------------	--------------	----------------	--------------------------



EDP Number	Designation	Dia.	Number of Effective Flutes	Pilot Dia.	Thread Size	Flange Dia.	Length of Cut	Drilling Depth	Overall Length	Spanner Wrench	Center Insert	Peripheral Insert
		D (Inch)		Da (Inch)	Dg (mm)	D2 (Inch)	Lc (Inch)	l1 (Inch)	L (Inch)			
52606001	▲ PMD11R100ASF12-1	1.000	1	0.492	M12	0.905	0.394	1.000	1.890	17	ZPNT13	ZDKT11
52606002	▲ PMD11R125ASF16-1	1.250	1	0.669	M16	1.102	0.394	1.250	2.087	22	ZPNT17	ZDKT11

● Stocked ○ Available Upon Request; MOQ May Apply ▲ Globally Stocked



ABOUT OSG

DRILLING

THREADING

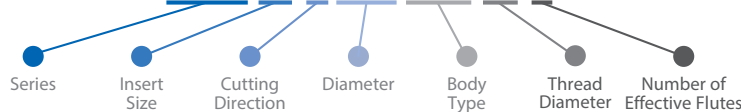
MILLING

HOLDERS

INDEX

DESIGNATION EXPLANATION

PMD 11 R 100 ASF 12-1



See Full Detail on Page 1524

P	M	K	N	S	H
Steel	Stainless Steel	Cast Iron	Non-Ferrous	HRSA	Hardened Steel
○	⊙	⊙	⊙	⊙	⊙

Material recommendation based on inserts compatible with this tool body.

○ Good ⊙ Best



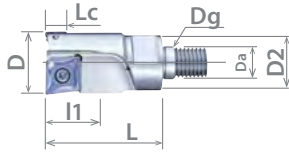


List 78334

OSG PHOENIX[®] PMD SF, Screw Fit Head



SPEED FEED 1532-1533	INSERTS 1233-1236	ACCS. 1237	STEEL	2 FLUTE	PACKED 1 PIECE
--------------------------------	-----------------------------	----------------------	--------------	----------------	--------------------------




EDP Number	Designation	Dia.	Number of Effective Flutes	Pilot Dia.	Thread Size	Flange Dia.	Length of Cut	Drilling Depth	Overall Length	Spanner Wrench	Center Insert	Peripheral Insert
		D (mm)		Da (mm)	Dg (mm)	D2 (mm)	Lc (mm)	l1 (mm)	L (mm)			
7803416	▲ PMD11R020SF10-1	20.00	1	10.50	M10	18.00	10.00	20.00	48.00	14	ZPNT10	ZDKT11
7803417	▲ PMD11R025SF12-1	25.00	1	12.50	M12	23.00	10.00	25.00	48.00	17	ZPNT13	ZDKT11
7803418	▲ PMD11R032SF16-1	32.00	1	17.00	M16	28.00	10.00	28.00	58.00	22	ZPNT17	ZDKT11

● Stocked ○ Available Upon Request; MOQ May Apply ▲ Globally Stocked



DESIGNATION EXPLANATION

PMD 11 R 020 SF 10-1



See Full Detail on Page 1524

P	M	K	N	S	H
Steel	Stainless Steel	Cast Iron	Non-Ferrous	HRSA	Hardened Steel
○	◎	◎	◎	◎	◎

Material recommendation based on inserts compatible with this tool body.

○ Good ◎ Best

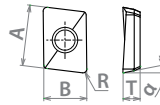




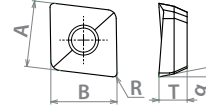
List 78PZAG

OSG PHOENIX[®] PZAG / PDZ / PMD INSERTS

PACKED
10 PIECE



Type 1



Type 2

EDP Number	Designation	Number of Cutting Edges	Insert Size				Type	Grade
			AxB (mm)	T (mm)	α (°)	R (mm)		
7815101	● ZPNT040104ER	2	6.35 x 4.45	1.76	11	0.40	1	XC8035
7815102	● ZPNT050204EN	2	5.9 x 5.9	2.25	11	0.40	2	XC8035
7815103	● ZPNT060204EN	2	6.95 x 6.95	2.93	11	0.40	2	XC8035
7815104	● ZPNT070304EN	2	7.84 x 7.84	3.87	11	0.40	2	XC8035
7815105	● ZPNT080304EN	2	8.85 x 8.85	3.92	11	0.40	2	XC8035
7815106	● ZPNT090404EN	2	9.94 x 9.94	4.65	11	0.40	2	XC8035
7815108	● ZPNT100408EN	2	10.95 x 10.95	4.65	11	0.80	2	XC8035
7815109	● ZPNT130504EN	2	13.92 x 13.92	5.46	11	0.40	2	XC8035
7815110	● ZPNT130508EN	2	13.92 x 13.92	5.46	11	0.80	2	XC8035
7815111	● ZPNT170608EN	2	17.85 x 17.85	6.31	11	0.80	2	XC8035
7814101	● ZPNT040104ER	2	6.35 x 4.45	1.76	11	0.40	1	XP8030
7814102	● ZPNT050204EN	2	5.9 x 5.9	2.25	11	0.40	2	XP8030
7814103	● ZPNT060204EN	2	6.95 x 6.95	2.93	11	0.40	2	XP8030
7814104	● ZPNT070304EN	2	7.84 x 7.84	3.87	11	0.40	2	XP8030
7814105	● ZPNT080304EN	2	8.85 x 8.85	3.92	11	0.40	2	XP8030
7814106	● ZPNT090404EN	2	9.94 x 9.94	4.65	11	0.40	2	XP8030
7814108	● ZPNT100408EN	2	10.95 x 10.95	4.65	11	0.80	2	XP8030
7814109	● ZPNT130504EN	2	13.92 x 13.92	5.46	11	0.40	2	XP8030
7814110	● ZPNT130508EN	2	13.92 x 13.92	5.46	11	0.80	2	XP8030
7814111	● ZPNT170608EN	2	17.85 x 17.85	6.31	11	0.80	2	XP8030

● Stocked ○ Available Upon Request; MOQ May Apply ▲ Globally Stocked



ABOUT OSG

DRILLING

THREADING


MILLING

HOLDERS

INDEX

DESIGNATION EXPLANATION

Z P N T 04 02 04 E R XC8035



See Full Detail on Pages 1522-1523

Insert Grade	Coolant	P	M	K	N	S	H
		Steel	Stainless Steel	Cast Iron	Non-Ferrous	HRSA	Hardened Steel
XC8035	Y	○	○	○	○	○	○
XP8030	Y	⊙	⊙	○	○	○	○

○ Good ⊙ Best

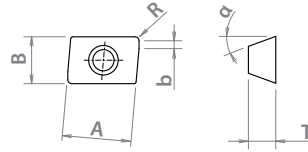




PACKED
10 PIECE

List 78PSE

OSG PHOENIX[®] PSE / PSEL / PMD INSERTS



EDP Number	Designation	Number of Cutting Edges	Insert Size						Grade
			AxB (mm)	T (mm)	α (°)	R (mm)	b (mm)	Aa Max (mm)	
7811112	● ZDKT070302FR-NM	2	8.2 x 4	2.54	15	0.20	1.10	6.00	CK010
7811113	● ZDKT070304FR-NM	2	8.2 x 4	2.54	15	0.40	0.90	6.00	CK010
7812114	● ZDKT070304SR-GM	2	8.2 x 4	2.54	15	0.40	0.90	6.00	XC1015
7812115	● ZDKT070308SR-GM	2	8.2 x 4	2.54	15	0.80	0.50	6.00	XC1015
7825127	● ZDKT070304SR-GL	2	8.2 x 4	2.54	15	0.40	0.90	6.00	XC3030
7825129	● ZDKT070308SR-GL	2	8.2 x 4	2.54	15	0.80	0.50	6.00	XC3030
7825128	● ZDKT070304SR-GM	2	8.2 x 4	2.54	15	0.40	0.90	6.00	XC3030
7825130	● ZDKT070308SR-GM	2	8.2 x 4	2.54	15	0.80	0.50	6.00	XC3030
7826121	● ZDKT070304SR-GL	2	8.2 x 4	2.54	15	0.40	0.90	6.00	XP2025
7826122	● ZDKT070308SR-GL	2	8.2 x 4	2.54	15	0.80	0.50	6.00	XP2025
7813117	● ZDKT070304SR-GL	2	8.2 x 4	2.54	15	0.40	0.90	6.00	XP2040
7813119	● ZDKT070308SR-GL	2	8.2 x 4	2.54	15	0.80	0.50	6.00	XP2040
7813116	● ZDKT070302SR-GM	2	8.2 x 4	2.54	15	0.20	1.10	6.00	XP2040
7813118	● ZDKT070304SR-GM	2	8.2 x 4	2.54	15	0.40	0.90	6.00	XP2040
7813120	● ZDKT070308SR-GM	2	8.2 x 4	2.54	15	0.80	0.50	6.00	XP2040
7814123	● ZDKT070304SR-GL	2	8.2 x 4	2.54	15	0.40	0.90	6.00	XP3035
7814125	● ZDKT070308SR-GL	2	8.2 x 4	2.54	15	0.80	0.50	6.00	XP3035
7814124	● ZDKT070304SR-GM	2	8.2 x 4	2.54	15	0.40	0.90	6.00	XP3035
7814126	● ZDKT070308SR-GM	2	8.2 x 4	2.54	15	0.80	0.50	6.00	XP3035
7811010	● ZDHT11T302FR-NM	2	11 x 6.8	3.50	15	0.20	2.00	10.00	CK010
7811024	● ZDHT11T304FR-NM	2	11 x 6.8	3.50	15	0.40	1.80	10.00	CK010
7811014	● ZDHT11T308FR-NM	2	11 x 6.8	3.50	15	0.80	1.40	10.00	CK010
7811015	● ZDHT11T312FR-NM	2	11 x 6.8	3.50	15	1.20	1.40	10.00	CK010
7811017	● ZDHT11T316FR-NM	2	11 x 6.8	3.50	15	1.60	1.40	10.00	CK010
7811018	● ZDHT11T320FR-NM	2	11 x 6.8	3.50	15	2.00	1.40	10.00	CK010
7811019	● ZDHT11T325FR-NM	2	11 x 6.8	3.50	15	2.50	1.40	10.00	CK010
7811020	● ZDHT11T332FR-NM	2	11 x 6.8	3.50	15	3.20	0.80	10.00	CK010
7811021	● ZDHT11T340FR-NM	2	11 x 6.8	3.50	15	4.00	-	10.00	CK010
7811022	● ZDHT11T350FR-NM	2	11 x 6.8	3.50	15	5.00	-	10.00	CK010
7811048	● ZDKT11T302FR-NM	2	11 x 6.8	3.80	15	0.20	2.00	10.00	CK010
7811049	● ZDKT11T304FR-NM	2	11 x 6.8	3.80	15	0.40	1.80	10.00	CK010
7811023	● ZDKT11T308FR-NM	2	11 x 6.8	3.80	15	0.80	1.40	10.00	CK010
7812025	● ZDKT11T304SR-GM	2	11 x 6.8	3.80	15	0.40	1.80	10.00	XC1015
7812033	● ZDKT11T308SR-GR	2	11 x 6.8	3.80	15	0.80	1.40	10.00	XC1015
7827026	● ZDKT11T308SR-GL	2	11 x 6.8	3.80	15	0.80	1.40	10.00	XC3020
7827025	● ZDKT11T304SR-GM	2	11 x 6.8	3.80	15	0.40	1.80	10.00	XC3020
7827032	● ZDKT11T308SR-GM	2	11 x 6.8	3.80	15	0.80	1.40	10.00	XC3020
7827033	● ZDKT11T308SR-GR	2	11 x 6.8	3.80	15	0.80	1.40	10.00	XC3020
7825024	● ZDKT11T304SR-GL	2	11 x 6.8	3.80	15	0.40	1.80	10.00	XC3030
7825026	● ZDKT11T308SR-GL	2	11 x 6.8	3.80	15	0.80	1.40	10.00	XC3030
7825035	● ZDKT11T320SR-GL	2	11 x 6.8	3.80	15	2.00	2.10	10.00	XC3030
7825025	● ZDKT11T304SR-GM	2	11 x 6.8	3.80	15	0.40	1.80	10.00	XC3030
7825032	● ZDKT11T308SR-GM	2	11 x 6.8	3.80	15	0.80	1.40	10.00	XC3030
7825039	● ZDKT11T325SR-GM	2	11 x 6.8	3.80	15	2.50	1.60	10.00	XC3030
7825033	● ZDKT11T308SR-GR	2	11 x 6.8	3.80	15	0.80	1.40	10.00	XC3030
7815027	● ZDKT11T316ER-SM	2	11 x 6.8	3.80	15	1.60	0.80	10.00	XC5035
7815031	● ZDKT11T308ER-SM	2	11 x 6.8	3.80	15	0.80	1.40	10.00	XC5035
7816027	● ZDKT11T316ER-SM	2	11 x 6.8	3.80	15	1.60	0.80	10.00	XC5040
7816031	● ZDKT11T308ER-SM	2	11 x 6.8	3.80	15	0.80	1.40	10.00	XC5040
7816034	● ZDKT11T304ER-SM	2	11 x 6.8	3.80	15	0.40	1.80	10.00	XC5040
7816040	● ZDKT11T312ER-SM	2	11 x 6.8	3.80	15	1.20	1.10	10.00	XC5040
7816041	● ZDKT11T320ER-SM	2	11 x 6.8	3.80	15	2.00	0.30	10.00	XC5040
7816042	● ZDKT11T325ER-SM	2	11 x 6.8	3.80	15	2.50	-	10.00	XC5040

● Stocked ○ Available Upon Request; MOQ May Apply ▲ Globally Stocked



ABOUT OSG

DRILLING

THREADING

MILLING

HOLDERS

INDEX





List 78PSE (Continued)

OSG PHOENIX[®] PSE / PSEL / PMD INSERTS

PACKED
10 PIECE

EDP Number	Designation	Number of Cutting Edges	Insert Size						Grade
			AxB (mm)	T (mm)	α (°)	R (mm)	b (mm)	Aa Max (mm)	
7816043	● ZDKT11T332ER-SM	2	11 x 6.8	3.80	15	3.20	-	10.00	XC5040
7816044	● ZDKT11T340ER-SM	2	11 x 6.8	3.80	15	4.00	-	10.00	XC5040
7826026	● ZDKT11T308SR-GL	2	11 x 6.8	3.80	15	0.80	1.40	10.00	XP2025
7826025	● ZDKT11T304SR-GM	2	11 x 6.8	3.80	15	0.40	1.80	10.00	XP2025
7826032	● ZDKT11T308SR-GM	2	11 x 6.8	3.80	15	0.80	1.40	10.00	XP2025
7813026	● ZDKT11T308SR-GL	2	11 x 6.8	3.80	15	0.80	1.40	10.00	XP2040
7813034	● ZDKT11T312SR-GL	2	11 x 6.8	3.80	15	1.20	1.00	10.00	XP2040
7813035	● ZDKT11T320SR-GL	2	11 x 6.8	3.80	15	2.00	2.10	10.00	XP2040
7813036	● ZDKT11T332SR-GL	2	11 x 6.8	3.80	15	3.20	1.50	10.00	XP2040
7813025	● ZDKT11T304SR-GM	2	11 x 6.8	3.80	15	0.40	1.80	10.00	XP2040
7813032	● ZDKT11T308SR-GM	2	11 x 6.8	3.80	15	0.80	1.40	10.00	XP2040
7813053	● ZDKT11T312SR-GM	2	11 x 6.8	3.80	15	1.20	1.00	10.00	XP2040
7813038	● ZDKT11T320SR-GM	2	11 x 6.8	3.80	15	2.00	2.10	10.00	XP2040
7813054	● ZDKT11T330SR-GM	2	11 x 6.8	3.80	15	3.00	1.50	10.00	XP2040
7813055	● ZDKT11T340SR-GM	2	11 x 6.8	3.80	15	4.00	-	10.00	XP2040
7813033	● ZDKT11T308SR-GR	2	11 x 6.8	3.80	15	0.80	1.40	10.00	XP2040
7828026	● ZDKT11T308SR-GL	2	11 x 6.8	3.80	15	0.80	1.40	10.00	XP3025
7828025	● ZDKT11T304SR-GM	2	11 x 6.8	3.80	15	0.40	1.80	10.00	XP3025
7828032	● ZDKT11T308SR-GM	2	11 x 6.8	3.80	15	0.80	1.40	10.00	XP3025
7828033	● ZDKT11T308SR-GR	2	11 x 6.8	3.80	15	0.80	1.40	10.00	XP3025
7814024	● ZDKT11T304SR-GL	2	11 x 6.8	3.80	15	0.40	1.80	10.00	XP3035
7814026	● ZDKT11T308SR-GL	2	11 x 6.8	3.80	15	0.80	1.40	10.00	XP3035
7814035	● ZDKT11T320SR-GL	2	11 x 6.8	3.80	15	2.00	2.10	10.00	XP3035
7814025	● ZDKT11T304SR-GM	2	11 x 6.8	3.80	15	0.40	1.80	10.00	XP3035
7814032	● ZDKT11T308SR-GM	2	11 x 6.8	3.80	15	0.80	1.40	10.00	XP3035
7814053	● ZDKT11T312SR-GM	2	11 x 6.8	3.80	15	1.20	1.00	10.00	XP3035
7814038	● ZDKT11T320SR-GM	2	11 x 6.8	3.80	15	2.00	2.10	10.00	XP3035
7814039	● ZDKT11T325SR-GM	2	11 x 6.8	3.80	15	2.50	1.60	10.00	XP3035
7814054	● ZDKT11T330SR-GM	2	11 x 6.8	3.80	15	3.00	1.50	10.00	XP3035
7814055	● ZDKT11T340SR-GM	2	11 x 6.8	3.80	15	4.00	-	10.00	XP3035
7814033	● ZDKT11T308SR-GR	2	11 x 6.8	3.80	15	0.80	1.40	10.00	XP3035
7824035	● ZDKT11T308SR-HR	2	11 x 6.8	3.80	15	0.80	1.40	10.00	XP6015
7811046	● ZDKT150508FR-NM	2	15 x 9.3	5.56	15	0.80	1.60	14.00	CK010
7812058	● ZDKT150508SR-GR	2	15 x 9.3	5.56	15	0.80	1.60	14.00	XC1015
7812029	● ZDKT150508SR-GM	2	15 x 9.3	5.56	15	0.80	1.60	14.00	XC1015
7827057	● ZDKT150508SR-GL	2	15 x 9.3	5.56	15	0.80	1.60	14.00	XC3020
7827028	● ZDKT150508SR-GM	2	15 x 9.3	5.56	15	0.80	1.60	14.00	XC3020
7827058	● ZDKT150508SR-GR	2	15 x 9.3	5.56	15	0.80	1.60	14.00	XC3020
7825057	● ZDKT150508SR-GL	2	15 x 9.3	5.56	15	0.80	1.60	14.00	XC3030
7825029	● ZDKT150508SR-GM	2	15 x 9.3	5.56	15	0.80	1.60	14.00	XC3030
7825058	● ZDKT150508SR-GR	2	15 x 9.3	5.56	15	0.80	1.60	14.00	XC3030

● Stocked ○ Available Upon Request; MOQ May Apply ▲ Globally Stocked



CONTINUED ➔

Insert Grade	Chip Breaker	Coolant	P	M	K	N	S	H
			Steel	Stainless Steel	Cast Iron	Non-Ferrous	HRSA	Hardened Steel
CK010	NM	Y				⊙		
XC1015	GM / GR	N			⊙			
XC3020	GL / GM / GR	N	⊙		○			
XC3030	GL / GM / GR	N	⊙		○			
XC5035	SM	Y		⊙			○	
XC5040	SM	Y		○			⊙	
XP2025	GL / GM	Y	○	⊙			○	
XP2040	GL / GM / GR	Y	○	⊙			○	○
XP3025	GL / GM / GR	Y	⊙		○			
XP3035	GL / GM / GR	N	⊙	○	○			
XP6015	HR	N	○		○			⊙

GL:Light Cutting GM:Medium Cutting GR: Rough Cutting NM:Aluminum SM:Heat Resistant Alloy HR: Hardened Steel

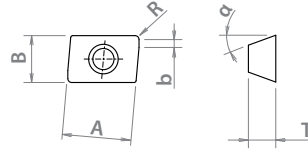
○ Good ⊙ Best



ABOUT OSG
DRILLING
THREADING
MILLING
HOLDERS
INDEX



List 78PSE (Continued)

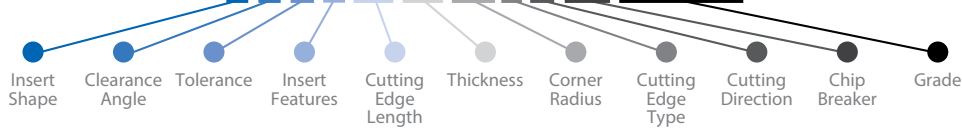
OSG PHOENIX[®] PSE / PSEL / PMD INSERTS
PACKED
10 PIECE


EDP Number	Designation	Number of Cutting Edges	Insert Size						Grade
			AxB (mm)	T (mm)	α (°)	R (mm)	b (mm)	Aa Max (mm)	
7815056	● ZDKT150508ER-SM	2	15 x 9.3	5.56	15	0.80	1.60	14.00	XC5035
7816056	● ZDKT150508ER-SM	2	15 x 9.3	5.56	15	0.80	1.60	14.00	XC5040
7826057	● ZDKT150508SR-GL	2	15 x 9.3	5.56	15	0.80	1.60	14.00	XP2025
7826029	● ZDKT150508SR-GM	2	15 x 9.3	5.56	15	0.80	1.60	14.00	XP2025
7813057	● ZDKT150508SR-GL	2	15 x 9.3	5.56	15	0.80	1.60	14.00	XP2040
7813028	● ZDKT150508SR-GM	2	15 x 9.3	5.56	15	0.80	1.60	14.00	XP2040
7813077	● ZDKT150512SR-GM	2	15 x 9.3	5.56	15	1.20	1.20	14.00	XP2040
7813078	● ZDKT150516SR-GM	2	15 x 9.3	5.56	15	1.60	0.80	14.00	XP2040
7813079	● ZDKT150520SR-GM	2	15 x 9.3	5.56	15	2.00	2.10	14.00	XP2040
7813080	● ZDKT150530SR-GM	2	15 x 9.3	5.56	15	3.00	1.90	14.00	XP2040
7813081	● ZDKT150540SR-GM	2	15 x 9.3	5.56	15	4.00	1.10	14.00	XP2040
7813082	● ZDKT150550SR-GM	2	15 x 9.3	5.56	15	5.00	0.70	14.00	XP2040
7813058	● ZDKT150508SR-GR	2	15 x 9.3	5.56	15	0.80	1.60	14.00	XP2040
7828057	● ZDKT150508SR-GL	2	15 x 9.3	5.56	15	0.80	1.60	14.00	XP3025
7828028	● ZDKT150508SR-GM	2	15 x 9.3	5.56	15	0.80	1.60	14.00	XP3025
7828058	● ZDKT150508SR-GR	2	15 x 9.3	5.56	15	0.80	1.60	14.00	XP3025
7814057	● ZDKT150508SR-GL	2	15 x 9.3	5.56	15	0.80	1.60	14.00	XP3035
7814029	● ZDKT150508SR-GM	2	15 x 9.3	5.56	15	0.80	1.60	14.00	XP3035
7814077	● ZDKT150512SR-GM	2	15 x 9.3	5.56	15	1.20	1.20	14.00	XP3035
7814078	● ZDKT150516SR-GM	2	15 x 9.3	5.56	15	1.60	0.80	14.00	XP3035
7814079	● ZDKT150520SR-GM	2	15 x 9.3	5.56	15	2.00	2.10	14.00	XP3035
7814080	● ZDKT150530SR-GM	2	15 x 9.3	5.56	15	3.00	1.90	14.00	XP3035
7814081	● ZDKT150540SR-GM	2	15 x 9.3	5.56	15	4.00	1.10	14.00	XP3035
7814082	● ZDKT150550SR-GM	2	15 x 9.3	5.56	15	5.00	0.70	14.00	XP3035
7814058	● ZDKT150508SR-GR	2	15 x 9.3	5.56	15	0.80	1.60	14.00	XP3035
7824036	● ZDKT150508SR-HR	2	15 x 9.3	5.56	15	0.80	1.60	14.00	XP6015

● Stocked ○ Available Upon Request; MOQ May Apply ▲ Globally Stocked

PXI

DESIGNATION EXPLANATION

ZDKT11T308SR-GLXP3035


See Full Detail on Pages 1522-1523

Insert Grade	Chip Breaker	Coolant	P	M	K	N	S	H
			Steel	Stainless Steel	Cast Iron	Non-Ferrous	HRSA	Hardened Steel
CK010	NM	Y				⊙		
XC1015	GM / GR	N			⊙			
XC3020	GL / GM / GR	N	⊙		⊙			
XC3030	GL / GM / GR	N	⊙		⊙			
XC5035	SM	Y		⊙			○	
XC5040	SM	Y		⊙			⊙	
XP2025	GL / GM	Y	○	⊙			○	
XP2040	GL / GM / GR	Y	○	⊙			○	○
XP3025	GL / GM / GR	Y	⊙		○			
XP3035	GL / GM / GR	N	⊙	○	○			
XP6015	HR	N	○		○			⊙

GL:Light Cutting GM:Medium Cutting GR:Rough Cutting NM:Aluminum SM:Heat Resistant Alloy HR:Hardened Steel

○ Good ⊙ Best


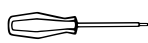




List 7808H

OSG PHOENIX[®] PMD ACCESSORIES

PACKED	PACKED
1 PIECE	10 PIECE

Appearance	EDP No.		Designation	Applicable Insert	Applicable Cutter		Recommended Tightening Torque
					Inch	mm	
 Clamping Screw	7808107	●	FS25656P (M2.5 x 5.6, Torx 8IP)	ZD_T11	PMD SA/ASF Ø1.000-1.250	PMD SS/SF Ø20-32	1.6 Nm
	7808115	●	FS35686P (M3.5 x 8.6, Torx 15IP)	ZPNT10	-	PMD SS/SF Ø20	3.2 Nm
	7808114	●	FS45510P (M4.5 x 10, Torx 20IP)	ZPNT13, ZPNT17	PMD SA/ASF Ø1.000, PMD SA/ASF Ø1.250	PMD SS/SF Ø25, PMD SS/SF Ø32	5.0 Nm
 Wrench	7808225	●	8IP-D (Torx 8IP)	ZD_T11	PMD SF/ASF Ø1.000-1.250	PMD SS/SF Ø20-32	-
	7808228	●	15IP-D (Torx 15IP)	ZPNT10	-	PMD SS/SF Ø20	-
	7808229	●	20IP-D (Torx 20IP)	ZPNT13	PMD SA/ASF Ø1.000	PMD SS/SF Ø25	-
				ZPNT17	PMD SA/ASF Ø1.250	PMD SS/SF Ø32	-

● Stocked ○ Available Upon Request; MOQ May Apply ▲ Globally Stocked
 Note: Wrench sold separately
 Packed: Clamping Screws = 10 pcs.; Wrench = 1 pc.



ABOUT OSG

DRILLING

THREADING

MILLING

HOLDERS

INDEX





List 78009

OSG PHOENIX[®] PHC SA/FA

SPEED FEED 1534-1535	INSERTS 1246	ACCS. 1247	STEEL	PACKED 1 PIECE
--------------------------------	------------------------	----------------------	--------------	--------------------------



EDP Number	Designation	Body Type	Type	Dia.		Number of Flutes	Neck Length	Overall Length	Shank Dia.	Applicable Insert
				D (Inch)	D1 (Inch)		L1 (Inch)	L (Inch)	d (Inch)	
7800905	● PHC07R063SA063-2S	Cylindrical Shank Short	1	0.625	0.286	2	1.181	3.937	0.625	SPMT07
7800906	● PHC07R075SA075-3S	Cylindrical Shank Short	1	0.750	0.411	3	1.968	5.118	0.750	SPMT07
7800900	● PHC09R100SA100-2S	Cylindrical Shank Short	1	1.000	0.535	2	2.362	5.512	1.000	SDMT09
7800901	● PHC09R100SA100-3S	Cylindrical Shank Short	1	1.000	0.535	3	2.362	5.512	1.000	SDMT09
7800907	● PHC07R100SA100-4S	Cylindrical Shank Short	1	1.000	0.661	4	2.362	5.512	1.000	SPMT07
7800902	● PHC09R125SA125-3S	Cylindrical Shank Short	1	1.250	0.785	3	2.756	5.906	1.250	SDMT09
7800903	● PHC12R125SA125-2S	Cylindrical Shank Short	1	1.250	0.596	2	2.756	5.906	1.250	SXMT12
7800908	● PHC07R125SA125-5S	Cylindrical Shank Short	1	1.250	0.911	5	2.756	5.905	1.250	SPMT07
7800904	● PHC12R150SA125-3S	Cylindrical Shank Short	2	1.500	0.846	3	1.969	5.906	1.250	SXMT12
7800909	● PHC07R063SA063-2L	Cylindrical Shank Long	1	0.625	0.286	2	1.968	5.905	0.625	SPMT07
7800913	● PHC07R075SA075-3L	Cylindrical Shank Long	1	0.750	0.411	3	3.150	6.299	0.750	SPMT07
7800914	● PHC07R100SA100-4L	Cylindrical Shank Long	1	1.000	0.661	4	3.937	7.874	1.000	SPMT07
7800922	● PHC09R100SA100-2L	Cylindrical Shank Long	1	1.000	0.535	2	4.724	7.874	1.000	SDMT09
7800923	● PHC09R100SA100-3L	Cylindrical Shank Long	1	1.000	0.535	3	4.724	7.874	1.000	SDMT09
7800915	● PHC07R125SA125-5L	Cylindrical Shank Long	1	1.250	0.911	5	4.724	7.874	1.250	SPMT07
7800924	● PHC09R125SA125-3L	Cylindrical Shank Long	1	1.250	0.785	3	4.724	7.874	1.250	SDMT09
7800925	● PHC12R125SA125-2L	Cylindrical Shank Long	1	1.250	0.596	2	4.724	7.874	1.250	SXMT12
7800926	● PHC12R150SA125-3L	Cylindrical Shank Long	2	1.500	0.846	3	2.756	9.843	1.250	SXMT12
7800927	● PHC09R100SA100-2LL	Cylindrical Shank Extra-Long	1	1.000	0.535	2	7.087	11.811	1.000	SDMT09
7800928	● PHC09R100SA100-3LL	Cylindrical Shank Extra-Long	1	1.000	0.535	3	7.087	11.811	1.000	SDMT09
7800929	● PHC09R125SA125-3LL	Cylindrical Shank Extra-Long	1	1.250	0.785	3	7.087	11.811	1.250	SDMT09
7800930	● PHC12R125SA125-2LL	Cylindrical Shank Extra-Long	1	1.250	0.596	2	7.087	11.811	1.250	SXMT12
7800931	● PHC12R150SA125-3LL	Cylindrical Shank Extra-Long	2	1.500	0.846	3	2.756	11.811	1.250	SXMT12
7800916	● PHC07R063FA063-2S	Weldon Shank Short	1	0.625	0.286	2	1.181	3.937	0.625	SPMT07
7800917	● PHC07R075FA075-3S	Weldon Shank Short	1	0.750	0.411	3	1.968	5.118	0.750	SPMT07
7800910	● PHC09R100FA100-2S	Weldon Shank Short	1	1.000	0.535	2	1.551	3.831	1.000	SDMT09
7800911	● PHC09R100FA100-3S	Weldon Shank Short	1	1.000	0.535	3	1.551	3.831	1.000	SDMT09
7800918	● PHC07R100FA100-4S	Weldon Shank Short	1	1.000	0.661	4	2.362	5.512	1.000	SPMT07
7800912	● PHC09R125FA125-3S	Weldon Shank Short	1	1.250	0.785	3	2.098	4.378	1.250	SDMT09
7800919	● PHC07R125FA125-5S	Weldon Shank Short	1	1.250	0.911	5	2.756	5.905	1.250	SPMT07
7800920	● PHC12R125FA125-2S	Weldon Shank Short	1	1.250	0.596	2	2.098	4.378	1.250	SXMT12
7800921	● PHC12R150FA125-3S	Weldon Shank Short	2	1.500	0.846	3	2.098	4.378	1.250	SXMT12
7800942	● PHC07R063FA063-2L	Weldon Shank Long	1	0.625	0.286	2	1.968	5.905	0.625	SPMT07
7800943	● PHC07R075FA075-3L	Weldon Shank Long	1	0.750	0.411	3	3.150	6.299	0.750	SPMT07
7800932	● PHC09R100FA100-2L	Weldon Shank Long	1	1.000	0.535	2	4.724	7.004	1.000	SDMT09
7800933	● PHC09R100FA100-3L	Weldon Shank Long	1	1.000	0.535	3	4.724	7.004	1.000	SDMT09
7800944	● PHC07R100FA100-4L	Weldon Shank Long	1	1.000	0.661	4	3.937	7.874	1.000	SPMT07
7800934	● PHC09R125FA125-3L	Weldon Shank Long	1	1.250	0.785	3	4.724	7.004	1.250	SDMT09
7800935	● PHC12R125FA125-2L	Weldon Shank Long	1	1.250	0.596	2	4.724	7.004	1.250	SXMT12
7800945	● PHC07R125FA125-5L	Weldon Shank Long	1	1.250	0.911	5	4.724	7.874	1.250	SPMT07
7800936	● PHC12R150FA125-3L	Weldon Shank Long	2	1.500	0.846	3	4.724	7.004	1.250	SXMT12
7800937	● PHC09R100FA100-2LL	Weldon Shank Extra-Long	1	1.000	0.535	2	7.087	9.366	1.000	SDMT09
7800938	● PHC09R100FA100-3LL	Weldon Shank Extra-Long	1	1.000	0.535	3	7.087	9.366	1.000	SDMT09
7800939	● PHC09R125FA125-3LL	Weldon Shank Extra-Long	1	1.250	0.785	3	7.087	9.366	1.250	SDMT09

● Stocked ○ Available Upon Request; MOQ May Apply ▲ Globally Stocked





List 78009 (Continued)

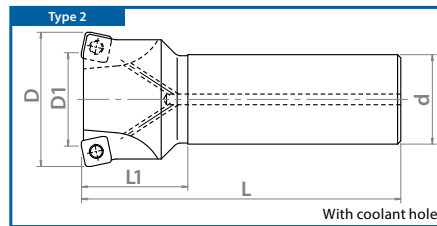
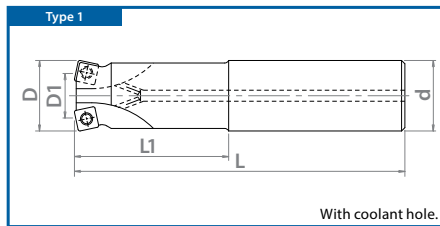


SPEED FEED 1534-1535	INSERTS 1246	ACCS. 1247	STEEL	PACKED 1 PIECE
--------------------------------	------------------------	----------------------	--------------	--------------------------

OSG PHOENIX[®] PHC SA/FA

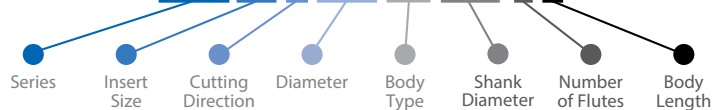
EDP Number	Designation	Body Type	Type	Dia.		Number of Flutes	Neck Length	Overall Length	Shank Dia.	Applicable Insert
				D (Inch)	D1 (Inch)		L1 (Inch)	L (Inch)	d (Inch)	
7800940	● PHC12R125FA125-2LL	Weldon Shank Extra-Long	1	1.250	0.596	2	7.087	9.366	1.250	SXMT12
7800941	● PHC12R150FA125-3LL	Weldon Shank Extra-Long	2	1.500	0.846	3	7.087	9.366	1.250	SXMT12

● Stocked ○ Available Upon Request; MOQ May Apply ▲ Globally Stocked



DESIGNATION EXPLANATION

PHC 07 R 063 SA 063-2 S



See Full Detail on Page 1524

P	M	K	N	S	H
Steel	Stainless Steel	Cast Iron	Non-Ferrous	HRSA	Hardened Steel
○	○	○		○	○

Material recommendation based on inserts compatible with this tool body.

○ Good ○ Best





List 78007

OSG PHOENIX[®] PHC SS

SPEED FEED 1534-1535	INSERTS 1246	ACCS. 1247	STEEL	PACKED 1 PIECE
--------------------------------	------------------------	----------------------	--------------	--------------------------



EDP Number	Designation	Body Type	Type	Dia.		Effective Diameter	Number of Flutes	Neck Length	Overall Length	Shank Dia.	Applicable Insert
				D (mm)	D1 (mm)			L1 (mm)	L (mm)	d (mm)	
7800750	▲ PHC07R016SS16-2S	Cylindrical Shank Short	1	16.00	7.40	2	30.00	100.00	16.00	SPMT07	
7800751	▲ PHC07R020SS20-3S	Cylindrical Shank Short	1	20.00	11.40	3	50.00	130.00	20.00	SPMT07	
7800700	▲ PHC09R025SS25-2S	Cylindrical Shank Short	1	25.00	13.20	2	60.00	140.00	25.00	SDMT09	
7800701	▲ PHC09R025SS25-3S	Cylindrical Shank Short	1	25.00	13.20	3	60.00	140.00	25.00	SDMT09	
7800752	▲ PHC07R025SS25-4S	Cylindrical Shank Short	1	25.00	16.40	4	60.00	140.00	25.00	SPMT07	
7800716	▲ PHC09R028SS25-3S	Cylindrical Shank Short	2	28.00	16.20	3	40.00	140.00	25.00	SDMT09	
7800717	▲ PHC09R030SS32-3S	Cylindrical Shank Short	1	30.00	18.20	3	70.00	150.00	32.00	SDMT09	
7800730	▲ PHC12R030SS32-2S	Cylindrical Shank Short	1	30.00	13.40	2	70.00	150.00	32.00	SXMT12	
7800753	▲ PHC07R030SS32-4S	Cylindrical Shank Short	1	30.00	21.40	4	70.00	150.00	32.00	SPMT07	
7800702	▲ PHC09R032SS32-3S	Cylindrical Shank Short	1	32.00	20.20	3	70.00	150.00	32.00	SDMT09	
7800708	▲ PHC12R040SS32-2S	Cylindrical Shank Short	1	32.00	15.40	2	70.00	150.00	32.00	SXMT12	
7800754	▲ PHC07R032SS32-5S	Cylindrical Shank Short	1	32.00	23.40	5	70.00	150.00	32.00	SPMT07	
7800718	▲ PHC09R035SS32-3S	Cylindrical Shank Short	2	35.00	23.20	3	50.00	150.00	32.00	SDMT09	
7800731	▲ PHC12R035SS32-3S	Cylindrical Shank Short	2	35.00	18.40	3	50.00	150.00	32.00	SXMT12	
7800703	▲ PHC09R040SS32-4S	Cylindrical Shank Short	2	40.00	28.20	4	50.00	150.00	32.00	SDMT09	
7800709	▲ PHC12R040SS32-3S	Cylindrical Shank Short	2	40.00	23.40	3	50.00	150.00	32.00	SXMT12	
7800719	▲ PHC09R040SS42-4S	Cylindrical Shank Short	1	40.00	28.20	4	50.00	150.00	42.00	SDMT09	
7800732	▲ PHC12R040SS42-3S	Cylindrical Shank Short	1	40.00	23.40	3	50.00	150.00	42.00	SXMT12	
7800710	▲ PHC12R050SS42-4S	Cylindrical Shank Short	2	50.00	33.40	4	50.00	150.00	42.00	SXMT12	
7800711	▲ PHC12R063SS42-5S	Cylindrical Shank Short	2	63.00	46.40	5	50.00	150.00	42.00	SXMT12	
7800755	▲ PHC07R016SS16-2L	Cylindrical Shank Long	1	16.00	7.40	2	50.00	150.00	16.00	SPMT07	
7800756	▲ PHC07R017SS16-2L	Cylindrical Shank Long	2	17.00	8.40	2	25.00	150.00	16.00	SPMT07	
7800757	▲ PHC07R018SS16-2L	Cylindrical Shank Long	2	18.00	9.40	2	25.00	150.00	16.00	SPMT07	
7800758	▲ PHC07R020SS20-3L	Cylindrical Shank Long	1	20.00	11.40	3	80.00	160.00	20.00	SPMT07	
7800759	▲ PHC07R021SS20-3L	Cylindrical Shank Long	2	21.00	12.40	3	30.00	160.00	20.00	SPMT07	
7800760	▲ PHC07R022SS20-3L	Cylindrical Shank Long	2	22.00	13.40	3	30.00	160.00	20.00	SPMT07	
7800704	▲ PHC09R025SS25-2L	Cylindrical Shank Long	1	25.00	13.20	2	120.00	200.00	25.00	SDMT09	
7800705	▲ PHC09R025SS25-3L	Cylindrical Shank Long	1	25.00	13.20	3	120.00	200.00	25.00	SDMT09	
7800761	▲ PHC07R025SS25-4L	Cylindrical Shank Long	1	25.00	16.40	4	100.00	200.00	25.00	SPMT07	
7800740	▲ PHC09R026SS25-3L	Cylindrical Shank Long	2	26.00	14.20	3	40.00	200.00	25.00	SDMT09	
7800762	▲ PHC07R026SS25-4L	Cylindrical Shank Long	2	26.00	17.40	4	40.00	200.00	25.00	SPMT07	
7800720	▲ PHC09R028SS25-3L	Cylindrical Shank Long	2	28.00	16.20	3	40.00	200.00	25.00	SDMT09	
7800763	▲ PHC07R028SS25-4L	Cylindrical Shank Long	2	28.00	19.40	4	40.00	200.00	25.00	SPMT07	
7800721	▲ PHC09R030SS32-3L	Cylindrical Shank Long	1	30.00	18.20	3	120.00	200.00	32.00	SDMT09	
7800733	▲ PHC12R030SS32-2L	Cylindrical Shank Long	1	30.00	13.40	2	120.00	200.00	32.00	SXMT12	
7800764	▲ PHC07R030SS32-4L	Cylindrical Shank Long	1	30.00	21.40	4	120.00	200.00	32.00	SPMT07	
7800706	▲ PHC09R032SS32-3L	Cylindrical Shank Long	1	32.00	20.20	3	120.00	200.00	32.00	SDMT09	
7800712	▲ PHC12R032SS32-2L	Cylindrical Shank Long	1	32.00	15.40	2	120.00	200.00	32.00	SXMT12	
7800765	▲ PHC07R032SS32-5L	Cylindrical Shank Long	1	32.00	23.40	5	120.00	200.00	32.00	SPMT07	
7800741	▲ PHC09R033SS32-3L	Cylindrical Shank Long	2	33.00	21.20	3	50.00	200.00	32.00	SDMT09	
7800744	▲ PHC12R033SS32-2L	Cylindrical Shank Long	2	33.00	16.40	2	50.00	200.00	32.00	SXMT12	
7800766	▲ PHC07R033SS32-5L	Cylindrical Shank Long	2	33.00	24.40	5	50.00	200.00	32.00	SPMT07	
7800722	▲ PHC09R035SS32-3L	Cylindrical Shank Long	2	35.00	23.20	3	50.00	200.00	32.00	SDMT09	
7800734	▲ PHC12R035SS32-3L	Cylindrical Shank Long	2	35.00	18.40	3	50.00	200.00	32.00	SXMT12	
7800767	▲ PHC07R035SS32-5L	Cylindrical Shank Long	2	35.00	26.40	5	50.00	200.00	32.00	SPMT07	
7800707	▲ PHC09R040SS32-4L	Cylindrical Shank Long	2	40.00	28.20	4	50.00	250.00	32.00	SDMT09	
7800713	▲ PHC12R040SS32-3L	Cylindrical Shank Long	2	40.00	23.40	3	50.00	250.00	32.00	SXMT12	
7800723	▲ PHC09R040SS42-3L	Cylindrical Shank Long	1	40.00	28.20	3	70.00	250.00	42.00	SDMT09	
7800735	▲ PHC12R040SS42-3L	Cylindrical Shank Long	1	40.00	23.40	3	70.00	250.00	42.00	SXMT12	
7800714	▲ PHC12R050SS42-4L	Cylindrical Shank Long	2	50.00	33.40	4	50.00	250.00	42.00	SXMT12	
7800715	▲ PHC12R063SS42-5L	Cylindrical Shank Long	2	63.00	46.40	5	50.00	250.00	42.00	SXMT12	
7800724	▲ PHC09R025SS25-2LL	Cylindrical Shank Extra-Long	1	25.00	13.20	2	180.00	300.00	25.00	SDMT09	
7800742	▲ PHC09R026SS25-2LL	Cylindrical Shank Extra-Long	2	26.00	14.20	2	40.00	300.00	25.00	SDMT09	

● Stocked ○ Available Upon Request; MOQ May Apply ▲ Globally Stocked





List 78007 (Continued)

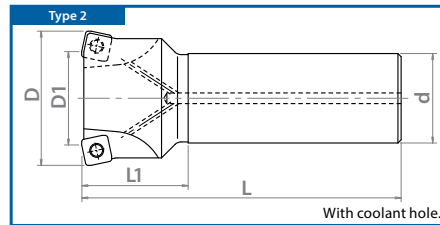
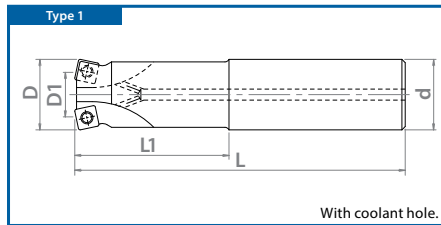


SPEED FEED 1534-1535	INSERTS 1246	ACCS. 1247	STEEL	PACKED 1 PIECE
--------------------------------	------------------------	----------------------	--------------	--------------------------

OSG PHOENIX[®] PHC SS

EDP Number	Designation	Body Type	Type	Dia.		Effective Diameter	Number of Flutes	Neck Length	Overall Length	Shank Dia.	Applicable Insert
				D (mm)	D1 (mm)			L1 (mm)	L (mm)	d (mm)	
7800725	▲ PHC09R028SS25-2LL	Cylindrical Shank Extra-Long	2	28.00	16.20	2	40.00	300.00	25.00	SDMT09	
7800726	▲ PHC09R030SS32-2LL	Cylindrical Shank Extra-Long	1	30.00	18.20	2	180.00	300.00	32.00	SDMT09	
7800736	▲ PHC12R030SS32-2LL	Cylindrical Shank Extra-Long	1	30.00	13.40	2	180.00	300.00	32.00	SXMT12	
7800727	▲ PHC09R032SS32-2LL	Cylindrical Shank Extra-Long	1	32.00	20.20	2	180.00	300.00	32.00	SDMT09	
7800737	▲ PHC12R032SS32-2LL	Cylindrical Shank Extra-Long	1	32.00	15.40	2	180.00	300.00	32.00	SXMT12	
7800743	▲ PHC09R033SS32-2LL	Cylindrical Shank Extra-Long	2	33.00	21.20	2	50.00	300.00	32.00	SDMT09	
7800745	▲ PHC12R033SS32-2LL	Cylindrical Shank Extra-Long	2	33.00	16.40	2	50.00	300.00	32.00	SXMT12	
7800728	▲ PHC09R035SS32-2LL	Cylindrical Shank Extra-Long	2	35.00	23.20	2	50.00	300.00	32.00	SDMT09	
7800738	▲ PHC12R035SS32-2LL	Cylindrical Shank Extra-Long	2	35.00	18.40	2	50.00	300.00	32.00	SXMT12	
7800729	▲ PHC09R040SS42-2LL	Cylindrical Shank Extra-Long	1	40.00	28.20	2	70.00	300.00	42.00	SDMT09	
7800739	▲ PHC12R040SS42-2LL	Cylindrical Shank Extra-Long	1	40.00	23.40	2	70.00	300.00	42.00	SXMT12	

● Stocked ○ Available Upon Request; MOQ May Apply ▲ Globally Stocked



DESIGNATION EXPLANATION

PHC 07 R 016 SS 16-2 S



See Full Detail on Page 1524

P	M	K	N	S	H
Steel	Stainless Steel	Cast Iron	Non-Ferrous	HRSA	Hardened Steel
○	○	○		○	○

Material recommendation based on inserts compatible with this tool body.

○ Good ○ Best





ABOUT OSG

DRILLING

THREADING

MILLING

HOLDERS

INDEX

List 78008

OSG PHOENIX[®] PHC BORE

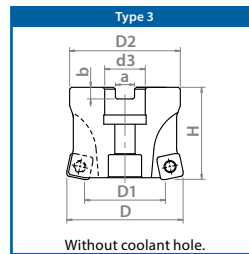
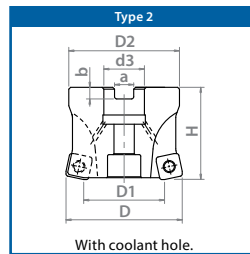


SPEED FEED 1534-1535	INSERTS 1246	ACCS. 1247	STEEL	PACKED 1 PIECE
--------------------------------	------------------------	----------------------	--------------	--------------------------



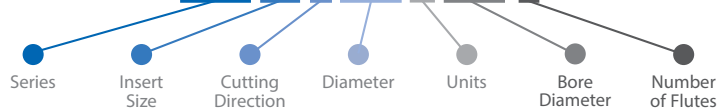
EDP Number	Designation	Type	Diameter		Number of Flutes	Body Height		Flange Diameter		Bore Diameter		Keyway Width		Keyway Depth		Applicable Insert
			D (Inch)	D1 (Inch)		H (Inch)	D2 (Inch)	d3 (Inch)	a (Inch)	b (Inch)						
7800802	● PHC12R200A075-4	2	2.000	1.346	4	1.968	1.850	0.750	0.315	0.197	SXMT12					
7800800	● PHC09R200A075-5	2	2.000	1.535	5	1.968	1.850	0.750	0.315	0.197	SDMT09					
7800803	● PHC12R250A075-5	2	2.500	1.846	5	1.968	2.362	0.750	0.315	0.197	SXMT12					
7800807	● PHC12R250A075-4	2	2.500	1.846	4	1.968	2.362	0.750	0.315	0.197	SXMT12					
7800801	● PHC09R250A075-6	2	2.500	2.035	6	1.968	2.362	0.750	0.315	0.197	SDMT09					
7800804	● PHC12R300A100-7	2	3.000	2.346	7	2.480	2.835	1.000	0.375	0.236	SXMT12					
7800808	● PHC12R300A100-5	2	3.000	2.346	5	2.480	2.835	1.000	0.375	0.236	SXMT12					
7800806	● PHC09R300A100-8	2	3.000	2.535	8	2.480	2.835	1.000	0.375	0.236	SDMT09					
7800805	● PHC12R400A150-8	3	4.000	3.346	8	2.480	3.779	1.500	0.625	0.394	SXMT12					
7800809	● PHC12R400A150-6	3	4.000	3.346	6	2.480	3.779	1.500	0.625	0.394	SXMT12					
7800810	● PHC12R500A150-10	3	5.000	4.346	10	2.480	3.779	1.500	0.625	0.394	SXMT12					
7800811	● PHC12R600A150-12	3	6.000	5.346	12	2.480	3.779	1.500	0.625	0.394	SXMT12					

● Stocked ○ Available Upon Request; MOQ May Apply ▲ Globally Stocked



DESIGNATION EXPLANATION

PHC 09 R 200 A 075-5



See Full Detail on Page 1524

P	M	K	N	S	H
Steel	Stainless Steel	Cast Iron	Non-Ferrous	HRSA	Hardened Steel
○	○	○		○	○

Material recommendation based on inserts compatible with this tool body.

○ Good ○ Best





List 78006

OSG PHOENIX[®] PHC BORE

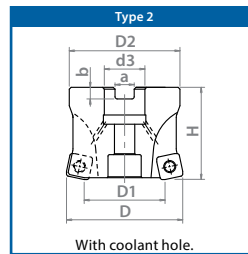
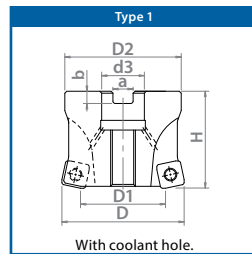


SPEED FEED 1534-1535	INSERTS 1246	ACCS. 1247	STEEL	PACKED 1 PIECE
--------------------------------	------------------------	----------------------	--------------	--------------------------



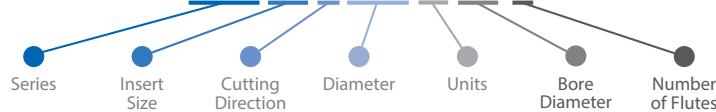
EDP Number	Designation	Type	Diameter		Number of Flutes	Body Height	Flange Diameter	Bore Diameter	Keyway Width	Keyway Depth	Applicable Insert
			D (mm)	D1 (mm)		H (mm)	D2 (mm)	d3 (mm)	a (mm)	b (mm)	
7800600	▲ PHC09R040M16-4	1	40.00	28.20	4	40.00	38.00	16.00	8.40	5.60	SDMT09
7800607	▲ PHC12R040M16-3	1	40.00	23.40	3	40.00	38.00	16.00	8.40	5.60	SXMT12
7800601	▲ PHC09R050M22-5	2	50.00	38.20	5	50.00	47.00	22.00	10.40	6.30	SDMT09
7800605	▲ PHC09R050M22.2-5	2	50.00	38.20	5	50.00	47.00	22.23	8.40	5.00	SDMT09
7800608	▲ PHC12R050M22-4	2	50.00	33.40	4	50.00	47.00	22.00	10.40	6.30	SXMT12
7800614	▲ PHC12R050M22.2-4	2	50.00	33.40	4	50.00	47.00	22.23	8.40	5.00	SXMT12
7800603	▲ PHC09R063M22-6	2	63.00	51.20	6	50.00	60.00	22.00	10.40	6.30	SDMT09
7800606	▲ PHC09R063M22.2-6	2	63.00	51.20	6	50.00	60.00	22.23	8.40	5.00	SDMT09
7800610	▲ PHC12R063M22-5	2	63.00	46.40	5	50.00	60.00	22.00	10.40	6.30	SXMT12
7800615	▲ PHC12R063M22.2-5	2	63.00	46.40	5	50.00	60.00	22.23	8.40	5.00	SXMT12
7800612	▲ PHC12R080M27-7	2	80.00	63.40	7	50.00	76.00	27.00	12.40	7.00	SXMT12
7800616	▲ PHC12R080M31.7-7	2	80.00	63.40	7	63.00	76.00	31.75	12.70	8.00	SXMT12
7800618	▲ PHC12R080M31.7-5	2	80.00	63.40	5	63.00	76.00	31.75	12.70	8.00	SXMT12
7800613	▲ PHC12R100M32-8	2	100.00	83.40	8	63.00	96.00	32.00	14.40	8.00	SXMT12
7800617	▲ PHC12R100M31.7-8	2	100.00	83.40	8	63.00	96.00	37.75	12.70	8.00	SXMT12

● Stocked ○ Available Upon Request; MOQ May Apply ▲ Globally Stocked



DESIGNATION EXPLANATION

PHC 09 R 050 M 22-5



See Full Detail on Page 1524

P	M	K	N	S	H
Steel	Stainless Steel	Cast Iron	Non-Ferrous	HRSA	Hardened Steel
○	○	○		○	○

Material recommendation based on inserts compatible with this tool body.

○ Good ○ Best





List 52603

OSG PHOENIX[®] PHC ASF



SPEED FEED
1534-1535


INSERTS
1246

ACCS.
1247

STEEL



PACKED
1 PIECE



EDP Number	Designation	Diameter		Number of Flutes	Pilot Diameter		Thread Size		Overall Length		Spanner Wrench	Applicable Insert
		D (Inch)	D1 (Inch)		Da (Inch)	Dg (mm)	D2 (Inch)	L (Inch)				
52603004	● PHC07R063ASF8-2	0.625	0.286	2	0.334	M8	0.571	1.063	10	SPMT07		
52603005	● PHC07R075ASF10-3	0.750	0.411	3	0.413	M10	0.709	1.300	14	SPMT07		
52603000	● PHC09R100ASF12-2	1.000	0.535	2	0.492	M12	0.905	1.378	17	SDMT09		
52603006	● PHC07R100ASF12-4	1.000	0.661	4	0.492	M12	0.905	1.378	17	SPMT07		
52603001	● PHC09R125ASF16-3	1.250	0.785	3	0.669	M16	1.102	1.575	22	SDMT09		
52603002	● PHC12R125ASF16-2	1.250	0.596	2	0.669	M16	1.102	1.575	22	SXMT12		
52603007	● PHC07R125ASF16-5	1.250	0.911	5	0.669	M16	1.102	1.575	22	SPMT07		
52603003	● PHC12R150ASF16-3	1.500	0.846	3	0.669	M16	1.102	1.575	22	SXMT12		

● Stocked ○ Available Upon Request; MOQ May Apply ▲ Globally Stocked



DESIGNATION EXPLANATION

PHC 07 R 063 ASF 8-3



See Full Detail on Page 1524

P	M	K	N	S	H
Steel	Stainless Steel	Cast Iron	Non-Ferrous	HRSA	Hardened Steel
○	○	○		○	○

Material recommendation based on inserts compatible with this tool body.

○ Good ○ Best





List 78015

OSG PHOENIX[®] PHC SF



SPEED FEED
1534-1535


INSERTS
1246

ACCS.
1247

STEEL



PACKED
1 PIECE



EDP Number	Designation	Diameter		Number of Flutes	Pilot Diameter	Thread Size	Flange Diameter	Overall Length	Spanner Wrench	Applicable Insert
		D (mm)	D1 (mm)		Da (mm)	Dg (mm)	D2 (mm)	L (mm)		
7801520	▲ PHC07R016SF8-2	16.00	7.40	2	8.50	M8	14.50	27.00	10	SPMT07
7801521	▲ PHC07R017SF8-2	17.00	8.40	2	8.50	M8	14.50	27.00	10	SPMT07
7801522	▲ PHC07R018SF8-2	18.00	9.40	2	8.50	M8	14.50	27.00	10	SPMT07
7801523	▲ PHC07R020SF10-3	20.00	11.40	3	10.50	M10	18.00	33.00	14	SPMT07
7801524	▲ PHC07R021SF10-3	21.00	12.40	3	10.50	M10	18.00	33.00	14	SPMT07
7801525	▲ PHC07R022SF10-3	22.00	13.40	3	10.50	M10	18.00	33.00	14	SPMT07
7801500	▲ PHC09R025SF12-3	25.00	13.20	3	12.50	M12	23.00	35.00	17	SDMT09
7801526	▲ PHC07R025SF12-4	25.00	16.40	4	12.50	M12	23.00	35.00	17	SPMT07
7801510	▲ PHC09R026SF12-3	26.00	14.20	3	12.50	M12	23.00	35.00	17	SDMT09
7801527	▲ PHC07R026SF12-4	26.00	17.40	4	12.50	M12	23.00	35.00	17	SPMT07
7801501	▲ PHC09R028SF12-3	28.00	16.20	3	12.50	M12	23.00	35.00	17	SDMT09
7801528	▲ PHC07R028SF12-4	28.00	19.40	4	12.50	M12	23.00	35.00	17	SPMT07
7801502	▲ PHC09R030SF16-3	30.00	18.20	3	17.00	M16	28.00	40.00	22	SDMT09
7801506	▲ PHC12R030SF16-2	30.00	13.40	2	17.00	M16	28.00	40.00	22	SXMT12
7801529	▲ PHC07R030SF16-4	30.00	21.40	4	17.00	M16	28.00	40.00	22	SPMT07
7801503	▲ PHC09R032SF16-3	32.00	20.20	3	17.00	M16	28.00	40.00	22	SDMT09
7801507	▲ PHC12R032SF16-2	32.00	15.40	2	17.00	M16	28.00	40.00	22	SXMT12
7801530	▲ PHC07R032SF16-5	32.00	23.40	5	17.00	M16	28.00	40.00	22	SPMT07
7801511	▲ PHC09R033SF16-3	33.00	21.20	3	17.00	M16	28.00	40.00	22	SDMT09
7801512	▲ PCH12R033SF16-2	33.00	16.40	2	17.00	M16	28.00	40.00	22	SXMT12
7801531	▲ PHC07R033SF16-5	33.00	24.40	5	17.00	M16	28.00	40.00	22	SPMT07
7801504	▲ PHC09R035SF16-3	35.00	23.20	3	17.00	M16	28.00	40.00	22	SDMT09
7801508	▲ PHC12R035SF16-3	35.00	18.40	3	17.00	M16	28.00	40.00	22	SXMT12
7801532	▲ PHC07R035SF16-5	35.00	26.40	5	17.00	M16	28.00	40.00	22	SPMT07
7801505	▲ PHC09R040SF16-4	40.00	28.20	4	17.00	M16	28.00	40.00	22	SDMT09
7801509	▲ PHC12R040SF16-3	40.00	23.40	3	17.00	M16	28.00	40.00	22	SXMT12

● Stocked ○ Available Upon Request; MOQ May Apply ▲ Globally Stocked



DESIGNATION EXPLANATION

PHC 07 R 016 SF 8-2



See Full Detail on Page 1524

P	M	K	N	S	H
Steel	Stainless Steel	Cast Iron	Non-Ferrous	HRSA	Hardened Steel
○	○	○		○	○

Material recommendation based on inserts compatible with this tool body.

○ Good ○ Best

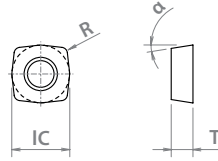




PACKED
10 PIECE

List 78PHC

OSG PHOENIX[®] PHC INSERTS



ABOUT OSG

DRILLING

THREADING

MILLING

HOLDERS

INDEX

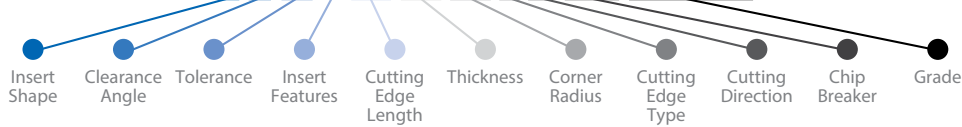
EDP Number	Designation	Number of Cutting Edges	Insert Size					Grade
			IC (mm)	T (mm)	α (°)	R (mm)	Aa Max (mm)	
7812092	● SPMT070305SR-GM	4	7.00	2.75	11.00	0.50	0.80	XC1015
7827092	● SPMT070305SR-GM	4	7.00	2.75	11.00	0.50	0.80	XC3020
7825092	● SPMT070305SR-GM	4	7.00	2.75	11.00	0.50	0.80	XC3030
7816093	● SPMT070305ER-SM	4	7.00	2.75	11.00	0.50	0.80	XC5040
7826092	● SPMT070305SR-GM	4	7.00	2.75	11.00	0.50	0.80	XP2025
7813092	● SPMT070305SR-GM	4	7.00	2.75	11.00	0.50	0.80	XP2040
7828092	● SPMT070305SR-GM	4	7.00	2.75	11.00	0.50	0.80	XP3025
7814092	● SPMT070305SR-GM	4	7.00	2.75	11.00	0.50	0.80	XP3035
7812020	● SDMT09T308SR-GM	4	9.52	3.97	15.00	0.80	1.00	XC1015
7827020	● SDMT09T308SR-GM	4	9.52	3.97	15.00	0.80	1.00	XC3020
7825020	● SDMT09T308SR-GM	4	9.52	3.97	15.00	0.80	1.00	XC3030
7815021	● SDMT09T308ER-SM	4	9.52	3.97	15.00	0.80	1.00	XC5035
7816021	● SDMT09T308ER-SM	4	9.52	3.97	15.00	0.80	1.00	XC5040
7826020	● SDMT09T308SR-GM	4	9.52	3.97	15.00	0.80	1.00	XP2025
7813020	● SDMT09T308SR-GM	4	9.52	3.97	15.00	0.80	1.00	XP2040
7828020	● SDMT09T308SR-GM	4	9.52	3.97	15.00	0.80	1.00	XP3025
7814020	● SDMT09T308SR-GM	4	9.52	3.97	15.00	0.80	1.00	XP3035
7812022	● SXMT120410SR-GM	4	12.70	4.76	9.00	1.00	2.00	XC1015
7827022	● SXMT120410SR-GM	4	12.70	4.76	9.00	1.00	2.00	XC3020
7825022	● SXMT120410SR-GM	4	12.70	4.76	9.00	1.00	2.00	XC3030
7815023	● SXMT120410ER-SM	4	12.70	4.76	9.00	1.00	2.00	XC5035
7816023	● SXMT120410ER-SM	4	12.70	4.76	9.00	1.00	2.00	XC5040
7826022	● SXMT120410SR-GM	4	12.70	4.76	9.00	1.00	2.00	XP2025
7813022	● SXMT120410SR-GM	4	12.70	4.76	9.00	1.00	2.00	XP2040
7828022	● SXMT120410SR-GM	4	12.70	4.76	9.00	1.00	2.00	XP3025
7814022	● SXMT120410SR-GM	4	12.70	4.76	9.00	1.00	2.00	XP3035

● Stocked ○ Available Upon Request; MOQ May Apply ▲ Globally Stocked

PXI

DESIGNATION EXPLANATION

S D M T 09 T3 08 S R-GM XP3035



See Full Detail on Pages 1522-1523

Insert Grade	Chip Breaker	Coolant	P	M	K	N	S	H
			Steel	Stainless Steel	Cast Iron	Non-Ferrous	HRSA	Hardened Steel
XC1015	GM	N			○			
XC3020	GM	N	○		○			
XC3030	GM	N	○		○			
XC5035	SM	Y		○			○	
XC5040	SM	Y		○			○	
XP2025	GM	Y	○	○			○	
XP2040	GM	Y	○	○			○	○
XP3025	GM	Y	○		○			
XP3035	GM	N	○	○	○			

GM:Medium Cutting SM:Heat Resistant Alloy

○ Good ○ Best

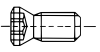
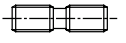
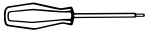




List 7808H

OSG PHOENIX[®] PHC ACCESSORIES

PACKED	PACKED
1 PIECE	10 PIECE

Appearance	EDP No.		Designation	Applicable Insert	Applicable Cutter		Recommended Tightening Torque
					Inch	mm	
 Clamping Screw	7808105	●	FS25550 (M2.5 x 5, Torx 8)	SPMT07	PHC SA/FA/ASF Ø0.625-1.250	PHC SS/SF Ø16-35	1.6 Nm
	7808111	●	FS35572 (M3.5 x 7.2, Torx 15)	SDMT09	PHC SA/FA/ASF Ø1.000-1.250	PHC SS/SF Ø25-35	3.2 Nm
	7808112	●	FS35586 (M3.5 x 8.6, Torx 15)	SDMT09	PHC SA/FA/ASF Ø1.500, PHC BORE Ø2.000-3.000	PHC SS/SF Ø40, PHC BORE Ø40-63	3.2 Nm
	7808113	●	FS45510 (M4.5 x 10.5, Torx 20)	SXMT12	PHC SA/FA/ASF Ø1.250-1.500, PHC BORE Ø2.000-6.000	PHC SS/SF Ø32-63, PHC BORE Ø40-100	5.0 Nm
 Power Screw	7808150	●	PS0830 (M8x30)	-	-	PHC BORE Ø40	15.0 Nm
 Wrench	7808205	●	T8-D (Torx 8)	SPMT07	PHC SA/FA/ASF Ø0.625-1.250	PHC SS/SF Ø16-35	-
	7808208	●	T15-D (Torx 15)	SDMT09	PHC SA/FA/ASF Ø1.000-1.500, PHC BORE Ø2.000-3.000	PHC SS/SF Ø25-40, PHC BORE Ø40-63	-
	7808209	●	T20-D (Torx 20)	SXMT12	PHC SA/FA/ASF Ø1.250-1.500, PHC BORE Ø2.000-6.000	PHC SS/SF Ø32-63, PHC BORE Ø40-100	-
				ZPNT17	PMD SA/ASF Ø1.250	PMD SS/SF Ø32	-

● Stocked ○ Available Upon Request; MOQ May Apply ▲ Globally Stocked
 Note: Wrench sold separately
 Packed: Clamping Screws = 10 pcs.; Power Screw = 1 pc.; Wrench = 1 pc.



ABOUT OSG

DRILLING

THREADING

MILLING

HOLDERS

INDEX





List 78005

OSG PHOENIX[®] PRC SA



SPEED FEED
1536-1537

INSERTS
1254

ACCS.
1255

STEEL

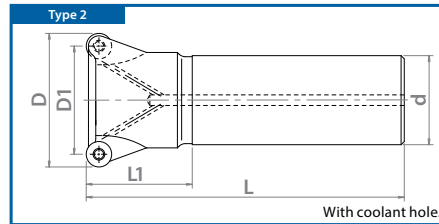
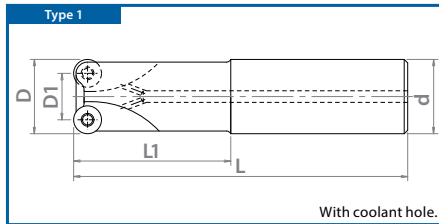


PACKED
1 PIECE



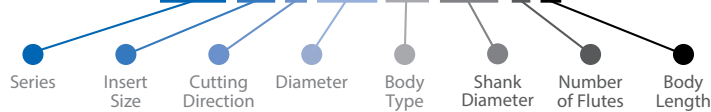
EDP Number	Designation	Body Type	Type	Diameter		Number of Flutes	Neck Length	Overall Length	Shank Diameter	Applicable Insert
				D (Inch)	D1 (Inch)		L1 (Inch)	L (Inch)	d (Inch)	
7800500	● PRC10R100SA100-3S	Cylindrical Shank Short	1	1.000	0.606	3	2.362	5.512	1.000	RPH_10
7800501	● PRC10R125SA125-4S	Cylindrical Shank Short	1	1.250	0.856	4	2.756	5.905	1.250	RPH_10
7800502	● PRC12R125SA125-2S	Cylindrical Shank Short	1	1.250	0.778	2	2.756	5.905	1.250	RPH_12
7800503	● PRC12R150SA125-3S	Cylindrical Shank Short	2	1.500	1.028	3	1.968	5.905	1.250	RPH_12
7800504	● PRC16R150SA125-2S	Cylindrical Shank Short	2	1.500	0.870	2	1.968	5.905	1.250	RPH_16
7800505	● PRC10R100SA100-3L	Cylindrical Shank Long	1	1.000	0.606	3	4.724	7.874	1.000	RPH_10
7800506	● PRC10R125SA125-4L	Cylindrical Shank Long	1	1.250	0.856	4	4.724	7.874	1.250	RPH_10
7800507	● PRC12R125SA125-2L	Cylindrical Shank Long	1	1.250	0.778	2	4.724	7.874	1.250	RPH_12
7800508	● PRC12R150SA125-3L	Cylindrical Shank Long	2	1.500	1.028	3	1.968	9.842	1.250	RPH_12
7800509	● PRC16R150SA125-2L	Cylindrical Shank Long	2	1.500	0.870	2	1.968	9.842	1.250	RPH_16

● Stocked ○ Available Upon Request; MOQ May Apply ▲ Globally Stocked



DESIGNATION EXPLANATION

PRC 10 R 100 SA 100-3 S



See Full Detail on Page 1524

P	M	K	N	S	H
Steel	Stainless Steel	Cast Iron	Non-Ferrous	HRSA	Hardened Steel
○	○	○	○	○	○

Material recommendation based on inserts compatible with this tool body.

○ Good ○ Best





List 78003

OSG PHOENIX® PRC SS



SPEED FEED
1536-1537

INSERTS
1254

ACCS.
1255

STEEL

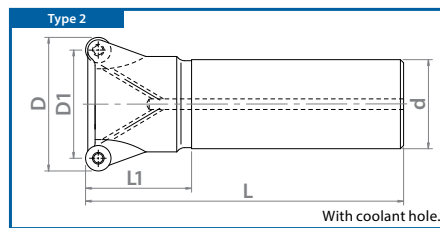
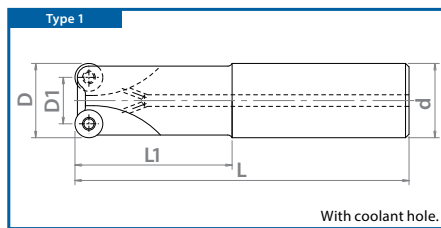


PACKED
1 PIECE




EDP Number	Designation	Body Type	Type	Diameter		Effective Diameter	Number of Flutes	Neck Length	Overall Length	Shank Diameter	Applicable Insert
				D (mm)	D1 (mm)			L1 (mm)	L (mm)	d (mm)	
7800300	▲ PRC10R020SS20-2S	Cylindrical Shank Short	1	20.00	10.00		2	50.00	130.00	20.00	RPH_10
7800322	▲ PRC12R024SS25-2S	Cylindrical Shank Short	1	24.00	12.00		2	60.00	140.00	25.00	RPH_12
7800301	▲ PRC10R025SS25-3S	Cylindrical Shank Short	1	25.00	15.00		3	60.00	140.00	25.00	RPH_10
7800318	▲ PRC12R030SS32-2S	Cylindrical Shank Short	1	30.00	18.00		2	70.00	150.00	32.00	RPH_12
7800302	▲ PRC10R032SS32-4S	Cylindrical Shank Short	1	32.00	22.00		4	70.00	150.00	32.00	RPH_10
7800306	▲ PRC12R032SS32-2S	Cylindrical Shank Short	1	32.00	20.00		2	70.00	150.00	32.00	RPH_12
7800320	▲ PRC12R032SS32-3S	Cylindrical Shank Short	1	32.00	20.00		3	70.00	150.00	32.00	RPH_12
7800324	▲ PRC16R033SS32-2S	Cylindrical Shank Short	1	32.00	16.00		2	70.00	150.00	32.00	RPH_16
7800307	▲ PRC12R040SS32-3S	Cylindrical Shank Short	2	40.00	28.00		3	50.00	150.00	32.00	RPH_12
7800312	▲ PRC16R040SS32-2S	Cylindrical Shank Short	2	40.00	24.00		2	50.00	150.00	32.00	RPH_16
7800308	▲ PRC12R050SS42-4S	Cylindrical Shank Short	2	50.00	38.00		4	50.00	150.00	42.00	RPH_12
7800313	▲ PRC16R050SS42-3S	Cylindrical Shank Short	2	50.00	34.00		3	50.00	150.00	42.00	RPH_16
7800314	▲ PRC16R063SS042-4S	Cylindrical Shank Short	2	63.00	47.00		4	50.00	150.00	42.00	RPH_16
7800303	▲ PRC10R020SS20-2L	Cylindrical Shank Long	1	20.00	10.00		2	80.00	180.00	20.00	RPH_10
7800323	▲ PRC12R024SS25-2L	Cylindrical Shank Long	1	24.00	12.00		2	100.00	180.00	25.00	RPH_12
7800304	▲ PRC10R025SS25-3L	Cylindrical Shank Long	1	25.00	15.00		3	120.00	200.00	25.00	RPH_10
7800319	▲ PRC12R030SS32-2L	Cylindrical Shank Long	1	30.00	18.00		2	120.00	200.00	32.00	RPH_12
7800305	▲ PRC10R032SS32-4L	Cylindrical Shank Long	1	32.00	22.00		4	120.00	200.00	32.00	RPH_10
7800309	▲ PRC12R032SS32-2L	Cylindrical Shank Long	1	32.00	20.00		2	120.00	200.00	32.00	RPH_12
7800321	▲ PRC12R032SS32-3L	Cylindrical Shank Long	1	32.00	20.00		3	120.00	200.00	32.00	RPH_12
7800325	▲ PRC16R033SS32-2L	Cylindrical Shank Long	1	32.00	16.00		2	120.00	200.00	32.00	RPH_16
7800310	▲ PRC12R040SS32-3L	Cylindrical Shank Long	2	40.00	28.00		3	50.00	250.00	32.00	RPH_12
7800315	▲ PRC16R040SS32-2L	Cylindrical Shank Long	2	40.00	24.00		2	50.00	250.00	32.00	RPH_16
7800311	▲ PRC12R050SS42-4L	Cylindrical Shank Long	2	50.00	38.00		4	50.00	250.00	42.00	RPH_12
7800316	▲ PRC16R050SS42-3L	Cylindrical Shank Long	2	50.00	34.00		3	50.00	250.00	42.00	RPH_16
7800317	▲ PRC16R063SS42-4L	Cylindrical Shank Long	2	63.00	47.00		4	50.00	250.00	42.00	RPH_16

● Stocked ○ Available Upon Request; MOQ May Apply ▲ Globally Stocked



DESIGNATION EXPLANATION

PRC 10 R 020 SS 20-2 S



See Full Detail on Page 1524

P	M	K	N	S	H
Steel	Stainless Steel	Cast Iron	Non-Ferrous	HRSA	Hardened Steel
⊙	⊙	⊙	⊙	⊙	⊙

Material recommendation based on inserts compatible with this tool body.

○ Good ⊙ Best





List 78004

OSG PHOENIX[®] PRC BORE
SPEED FEED
1536-1537

INSERTS
1254

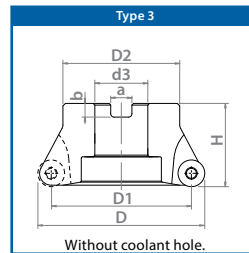
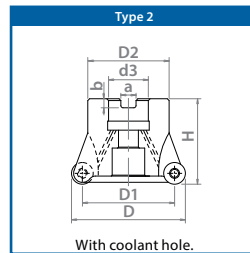
ACCS.
1255

STEEL

PACKED
1 PIECE

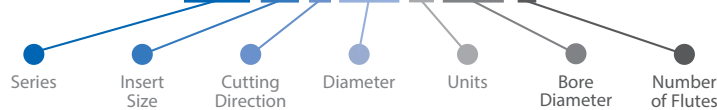

EDP Number	Designation	Type	Diameter	Effective Diameter	Number of Flutes	Body Height	Flange Diameter	Bore Diameter	Keyway Width	Keyway Depth	Applicable Insert
			D (Inch)	D1 (Inch)		H (Inch)	D2 (Inch)	d3 (Inch)	a (Inch)	b (Inch)	
7800400	● PRC12R200A075-4	2	2.000	1.528	4	1.575	1.772	0.750	0.315	0.197	RPH_12
7800401	● PRC12R250A075-4	2	2.500	2.028	4	1.575	1.968	0.750	0.315	0.197	RPH_12
7800402	● PRC12R300A100-5	2	3.000	2.528	5	1.968	2.362	1.000	0.375	0.236	RPH_12
7800403	● PRC12R400A150-6	3	4.000	3.528	6	1.968	2.756	1.500	0.625	0.394	RPH_12
7800404	● PRC12R200A075-5	2	2.000	1.528	5	1.575	1.772	0.750	0.315	0.197	RPH_12
7800405	● PRC12R250A075-6	2	2.500	2.028	6	1.575	1.968	0.750	0.315	0.197	RPH_12
7800406	● PRC12R300A100-8	2	3.000	2.528	8	1.968	2.362	1.000	0.375	0.236	RPH_12
7800407	● PRC12R400A150-10	3	4.000	3.528	10	1.968	2.756	1.500	0.625	0.394	RPH_12
7800408	● PRC16R200A075-3	2	2.000	1.370	3	1.575	1.772	0.750	0.315	0.197	RPH_16
7800409	● PRC16R250A075-5	2	2.500	1.870	5	1.575	1.968	0.750	0.315	0.197	RPH_16
7800410	● PRC16R300A100-6	2	3.000	2.370	6	1.968	2.362	1.000	0.375	0.236	RPH_16
7800411	● PRC16R400A150-7	3	4.000	3.370	7	1.968	2.756	1.500	0.625	0.394	RPH_16
7800412	● PRC10R200A075-5	2	2.000	1.606	5	1.575	1.772	0.750	0.315	0.197	RPH_10
7800413	● PRC10R250A075-6	2	2.500	2.106	6	1.575	1.968	0.750	0.315	0.197	RPH_10
7800414	● PRC12R500A150-12	3	5.000	4.528	12	2.480	3.543	1.500	0.625	0.394	RPH_12
7800415	● PRC16R500A150-8	3	5.000	4.370	8	2.480	3.543	1.500	0.625	0.394	RPH_16
7800416	● PRC16R600A150-10	3	6.000	5.370	10	2.480	3.740	1.500	0.625	0.394	RPH_16

● Stocked ○ Available Upon Request; MOQ May Apply ▲ Globally Stocked



DESIGNATION EXPLANATION

PRC 10 R 200 A 075-5



See Full Detail on Page 1524

P	M	K	N	S	H
Steel	Stainless Steel	Cast Iron	Non-Ferrous	HRSA	Hardened Steel
○	○	○	○	○	○

Material recommendation based on inserts compatible with this tool body.

○ Good ○ Best





List 78002

OSG PHOENIX® PRC BORE



SPEED FEED
1536-1537

INSERTS
1254

ACCS.
1255

STEEL

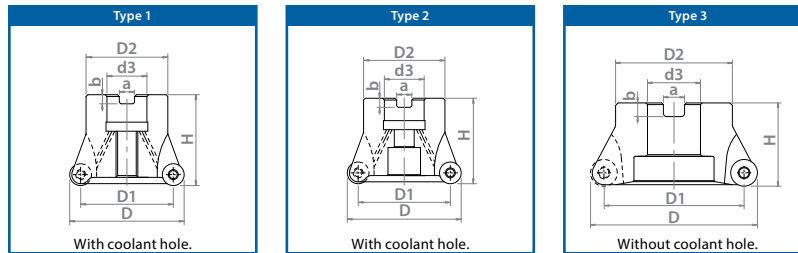


PACKED
1 PIECE



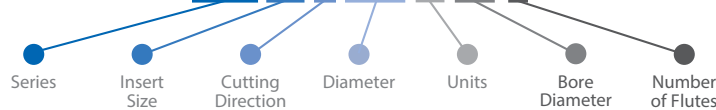
EDP Number	Designation	Type	Diameter	Effective Diameter	Number of Flutes	Body Height	Flange Diameter	Bore Diameter	Keyway Width	Keyway Depth	Applicable Insert
			D (mm)	D1 (mm)		H (mm)	D2 (mm)	d3 (mm)	a (mm)	b (mm)	
7800213	▲ PRC16R050M22-3	1	50.00	34.00	3	40.00	45.00	22.00	10.40	6.30	RPH_16
7800200	▲ PRC12R050M22-4	2	50.00	38.00	4	40.00	45.00	22.00	10.40	6.30	RPH_12
7800204	▲ PRC12R050M22-5	2	50.00	38.00	5	40.00	45.00	22.00	10.40	6.30	RPH_12
7800214	▲ PRC16R063M22-5	2	63.00	47.00	5	40.00	50.00	22.00	10.40	6.30	RPH_16
7800201	▲ PRC12R063M22-4	2	63.00	51.00	4	40.00	50.00	22.00	10.40	6.30	RPH_12
7800206	▲ PRC12R063M22-6	2	63.00	51.00	6	40.00	50.00	22.00	10.40	6.30	RPH_12
7800216	▲ PRC16R080M27-6	2	80.00	64.00	6	50.00	60.00	27.00	12.40	7.00	RPH_16
7800218	▲ PRC16R080M25.4-6	2	80.00	64.00	6	50.00	60.00	25.40	9.50	6.00	RPH_16
7800202	▲ PRC12R080M27-5	2	80.00	68.00	5	50.00	60.00	27.00	12.40	7.00	RPH_12
7800207	▲ PRC12R080M27-8	2	80.00	68.00	8	50.00	60.00	27.00	12.40	7.00	RPH_12
7800209	▲ PRC12R080M25.4-5	2	80.00	68.00	5	50.00	60.00	25.40	9.50	6.00	RPH_12
7800211	▲ PRC12R080M25.4-8	2	80.00	68.00	8	50.00	60.00	25.40	9.50	6.00	RPH_12
7800217	▲ PRC16R100M32-7	2	100.00	84.00	7	50.00	70.00	32.00	14.40	8.00	RPH_16
7800219	▲ PRC16R0100M31.7-7	3	100.00	84.00	7	50.00	70.00	31.75	12.70	8.00	RPH_16
7800203	▲ PRC12R100M32-6	2	100.00	88.00	6	50.00	70.00	32.00	14.40	8.00	RPH_12
7800208	▲ PRC12R100M32-10	2	100.00	88.00	10	50.00	70.00	32.00	14.40	8.00	RPH_12
7800210	▲ PRC12R100M31.7-6	3	100.00	88.00	6	50.00	70.00	31.75	12.70	8.00	RPH_12
7800212	▲ PRC12R100M31.7-10	3	100.00	88.00	10	50.00	70.00	31.75	12.70	8.00	RPH_12

● Stocked ○ Available Upon Request; MOQ May Apply ▲ Globally Stocked



DESIGNATION EXPLANATION

PRC 12 R 050 M 22-4



See Full Detail on Page 1524

P	M	K	N	S	H
Steel	Stainless Steel	Cast Iron	Non-Ferrous	HRSA	Hardened Steel
○	○	○	○	○	○

Material recommendation based on inserts compatible with this tool body.

○ Good ○ Best






List 52602

OSG PHOENIX[®] PRC ASF, Screw Fit Head



SPEED FEED 1536-1537	INSERTS 1254	ACCS. 1255	STEEL	PACKED 1 PIECE
--------------------------------	------------------------	----------------------	--------------	--------------------------



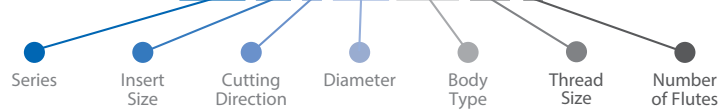
EDP Number	Designation	Diameter		Number of Flutes	Pilot Diameter	Thread Size	Flange Diameter	Overall Length	Spanner Wrench	Applicable Insert
		D (Inch)	D1 (Inch)		Da (Inch)	Dg (Inch)	D2 (Inch)	L (Inch)		
52602000	● PRC10R100ASF12-3	1.000	0.606	3	0.492	M12	0.905	1.378	17	RPH_10
52602001	● PRC10R125ASF16-4	1.250	0.856	4	0.669	M16	1.102	1.575	22	RPH_10
52602002	● PRC12R125ASF16-2	1.250	0.778	2	0.669	M16	1.102	1.575	22	RPH_12
52602003	● PRC12R150ASF16-3	1.500	1.028	3	0.669	M16	1.102	1.575	22	RPH_12
52602004	● PRC16R150ASF16-2	1.500	0.870	2	0.669	M16	1.102	1.575	22	RPH_16

● Stocked ○ Available Upon Request; MOQ May Apply ▲ Globally Stocked



DESIGNATION EXPLANATION

PRC 10 R 100 ASF 12-3



See Full Detail on Page 1524

P	M	K	N	S	H
Steel	Stainless Steel	Cast Iron	Non-Ferrous	HRSA	Hardened Steel
○	○	○	○	○	○

Material recommendation based on inserts compatible with this tool body.

○ Good ○ Best






List 78017

OSG PHOENIX[®] PRC SF, Screw Fit Head



SPEED FEED 1536-1537	INSERTS 1254	ACCS. 1255	STEEL	PACKED 1 PIECE
--------------------------------	------------------------	----------------------	--------------	--------------------------



EDP Number	Designation	Diameter		Number of Flutes	Pilot Diameter	Thread Size	Flange Diameter	Overall Length	Spanner Wrench	Applicable Insert
		D (mm)	D1 (mm)		Da (mm)	Dg (mm)	D2 (mm)	L (mm)		
7801700	▲ PRC10R020SF10-2	20.00	10.00	2	10.50	M10	18.00	33.00	14	RPH_10
7801701	▲ PRC10R025SF12-3	25.00	15.00	3	12.50	M12	23.00	35.00	17	RPH_10
7801702	▲ PRC10R030SF16-3	30.00	20.00	3	17.00	M16	28.00	40.00	22	RPH_10
7801703	▲ PRC10R032SF16-4	32.00	22.00	4	17.00	M16	28.00	40.00	22	RPH_10
7801704	▲ PRC10R040SF16-4	40.00	30.00	4	17.00	M16	28.00	40.00	22	RPH_10
7801705	▲ PRC12R030SF16-2	30.00	18.00	2	17.00	M16	28.00	40.00	22	RPH_12
7801706	▲ PRC12R032SF16-3	32.00	20.00	3	17.00	M16	28.00	40.00	22	RPH_12
7801707	▲ PRC12R040SF16-3	40.00	28.00	3	17.00	M16	28.00	40.00	22	RPH_12

● Stocked ○ Available Upon Request; MOQ May Apply ▲ Globally Stocked



ABOUT OSG

DRILLING

THREADING

MILLING

HOLDERS

INDEX

DESIGNATION EXPLANATION

PRC 10 R 020 SF 10-2



See Full Detail on Page 1524

P	M	K	N	S	H
Steel	Stainless Steel	Cast Iron	Non-Ferrous	HRSA	Hardened Steel
○	○	○	○	○	○

Material recommendation based on inserts compatible with this tool body.

○ Good ○ Best





PACKED
10 PIECE

List 78PRC

OSG PHOENIX[®] PRC INSERTS

EDP Number	Designation	Number of Cutting Edges	Insert Size			Grade
			IC (mm)	T (mm)	α (°)	
7811009	RPHT10T3MOFN-NM	8	10.00	3.97	11.00	CK010
7812017	RPHW10T3MOEN	8	10.00	3.97	11.00	XC1015
7825008	RPHT10T3MOEN-GL	8	10.00	3.97	11.00	XC3030
7825017	RPHW10T3MOSN	8	10.00	3.97	11.00	XC3030
7825009	RPHT10T3MOEN-GM	8	10.00	3.97	11.00	XC3030
7815010	RPHT10T3MOEN-SM	4	10.00	3.97	11.00	XC5035
7815050	RPHT10T3M8EN-SM	8	10.00	3.97	11.00	XC5035
7816050	RPHT10T3M8EN-SM	8	10.00	3.97	11.00	XC5040
7826008	RPHT10T3MOEN-GL	8	10.00	3.97	11.00	XP2025
7813008	RPHT10T3MOEN-GL	8	10.00	3.97	11.00	XP2040
7814008	RPHT10T3MOEN-GL	8	10.00	3.97	11.00	XP3035
7814030	RPHW10T3MOSN	8	10.00	3.97	11.00	XP3035
7814009	RPHT10T3MOEN-GM	8	10.00	3.97	11.00	XP3035
7824083	RPMT10T3M8EN-HR	8	10.00	3.97	11.00	XP6015
7811013	RPHT1204MOFN-NM	8	12.00	4.76	11.00	CK010
7812018	RPHW1204MOSN	8	12.00	4.76	11.00	XC1015
7825018	RPHW1204MOSN	8	12.00	4.76	11.00	XC3030
7825011	RPHT1204MOEN-GM	8	12.00	4.76	11.00	XC3030
7815012	RPHT1204MOEN-SM	4	12.00	4.76	11.00	XC5035
7815051	RPHT1204M8EN-SM	8	12.00	4.76	11.00	XC5035
7816051	RPHT1204M8EN-SM	8	12.00	4.76	11.00	XC5040
7826011	RPHT1204MOEN-GL	8	12.00	4.76	11.00	XP2025
7813011	RPHT1204MOEN-GL	8	12.00	4.76	11.00	XP2040
7814018	RPHW1204MOSN	8	12.00	4.76	11.00	XP3035
7814011	RPHT1204MOEN-GM	8	12.00	4.76	11.00	XP3035
7824084	RPMT1204M8EN-HR	8	12.00	4.76	11.00	XP6015
7811016	RPHT1605MOFN-NM	8	16.00	5.56	11.00	CK010
7812019	RPHW1605MOSN	8	16.00	5.56	11.00	XC1015
7825019	RPHW1605MOSN	8	16.00	5.56	11.00	XC3030
7815015	RPHT1605MOEN-SM	4	16.00	5.56	11.00	XC5035
7815052	RPHT1605M8EN-SM	8	16.00	5.56	11.00	XC5035
7816052	RPHT1605M8EN-SM	8	16.00	5.56	11.00	XC5040
7826014	RPHT1605MOEN-GL	8	16.00	5.56	11.00	XP2025
7813014	RPHT1605MOEN-GL	8	16.00	5.56	11.00	XP2040
7814019	RPHW1605MOSN	8	16.00	5.56	11.00	XP3035

● Stocked ○ Available Upon Request; MOQ May Apply ▲ Globally Stocked

PXI

DESIGNATION EXPLANATION

RPHT 10 T3 MO E N-GL XP3035



See Full Detail on Pages 1522-1523

Insert Grade	Chip Breaker	Coolant	P	M	K	N	S	H
			Steel	Stainless Steel	Cast Iron	Non-Ferrous	HRSA	Hardened Steel
CK010	NM	Y				⊙		
XC1015	-	N			⊙			
XC3030	- / GL / GM	N	⊙		○			
XC5035	SM	Y		⊙			○	
XC5040	SM	Y		○			⊙	
XP2025	GL	Y	○	⊙			○	
XP2040	GL	Y	○	⊙			○	○
XP3035	- / GL / GM	N	⊙	○	○		○	○
XP6015	HR	N	○		○			⊙

GL:Light Cutting NM:Aluminum SM: Heat Resistant Alloy HR: Hardened Steel

○ Good ⊙ Best


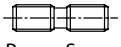





List 7808H

OSG PHOENIX® PRC ACCESSORIES

PACKED	PACKED
1 PIECE	10 PIECE

Appearance	EDP No.		Designation	Applicable Insert	Applicable Cutter		Recommended Tightening Torque
					Inch	mm	
 Clamping Screw	7808116	●	FS30573A (M3 x 7.3, Torx 10)	RPH_10	PRC SA/ASF Ø1.000-1.250, PRC BORE Ø2.000-2.500	PRC SS/SF Ø20-32	2.0 Nm
	7808112	●	FS35586 (M3.5 x 8.6, Torx 15)	RPH_12	PRC SA/ASF Ø1.250-1.500, PRC BORE Ø2.000-4.000	PRC SS/SF Ø32-50, PRC BORE Ø32-63	3.2 Nm
	7808113	●	FS45510 (M4.5 x 10.5, Torx 20)	RPH_16	PRC SA/ASF Ø1.500, PRC BORE Ø2.000-6.000	PRC SS/SF Ø40-63, PRC BORE Ø50-100	5.0 Nm
 Power Screw	7808151	●	PS1031 (M10x31)	-	-	PRC BORE Ø50	20.0 Nm
 Wrench	7808207	●	T10-D (Torx 10)	RPH_10	PRC SA/ASF Ø1.000-1.250, PRC BORE Ø2.000-2.500	PRC SS/SF Ø20-32	-
	7808208	●	T15-D (Torx 15)	RPH_12	PRC SA/ASF Ø1.250-1.500, PRC BORE Ø2.000-4.000	PRC SS/SF Ø32-50, PRC BORE Ø32-63	-
	7808209	●	T20-D (Torx 20)	RPH_16	PRC SA/ASF Ø1.500, PRC BORE Ø2.000-6.000	PRC SS/SF Ø40-63, PRC BORE Ø50-100	-

● Stocked ○ Available Upon Request; MOQ May Apply ▲ Globally Stocked
 Note: Wrench sold separately
 Packed: Clamping Screws = 10 pcs.; Power Screw = 1 pc.; Wrench = 1 pc.



ABOUT OSG

DRILLING

THREADING

MILLING

HOLDERS

INDEX





List 6420

OSG PHOENIX[®] PDR SS



SPEED FEED
1538

INSERTS
1258

ACCS.
1259

STEEL

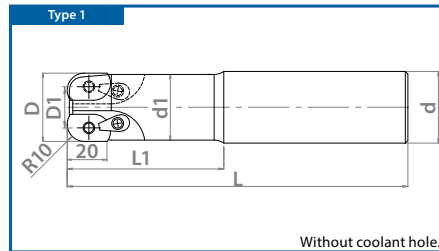


PACKED
1 PIECE




EDP Number	Designation	Body Type	Type	Diameter		Number of Flutes	Neck Dia.	Neck Length	Overall Length	Shank Dia.	Applicable Insert
				D (mm)	D1 (mm)		d1 (mm)	L1 (mm)	L (mm)	d (mm)	
7800000	● PDR20R040SS42-2S	Cylindrical Shank Short	1	40.00	20.00	2	38.90	50.00	150.00	42.00	ADMT20
7800004	● PDR20R050SS42-3S	Cylindrical Shank Short	1	50.00	30.00	3	48.50	50.00	150.00	42.00	ADMT20
7800009	● PDR20R040SS42-2L	Cylindrical Shank Long	1	40.00	20.00	2	38.90	150.00	250.00	42.00	ADMT20
7800013	● PDR20R050SS42-3L	Cylindrical Shank Long	1	50.00	30.00	3	48.50	150.00	250.00	42.00	ADMT20

● Stocked ○ Available Upon Request; MOQ May Apply ▲ Globally Stocked



DESIGNATION EXPLANATION

PDR 20 R 040 SS 42-2 S



See Full Detail on Page 1524

P	M	K	N	S	H
Steel	Stainless Steel	Cast Iron	Non-Ferrous	HRSA	Hardened Steel
⊙		⊙			

Material recommendation based on inserts compatible with this tool body.

○ Good ⊙ Best





List 6450

OSG PHOENIX® PDR BORE

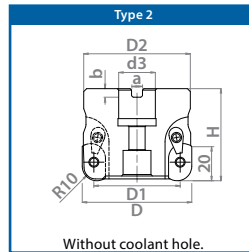


SPEED FEED	INSERTS	ACCS.	STEEL	PACKED
1538	1258	1259		1 PIECE



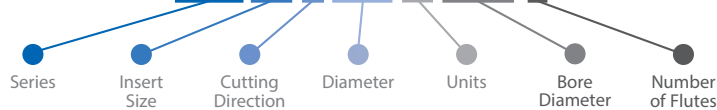
EDP Number	Designation	Type	Diameter	Effective Diameter	Number of Flutes	Body Height	Flange Diameter	Bore Diameter	Keyway Width	Keyway Depth	Applicable Insert
			D (mm)	D1 (mm)		H (mm)	D2 (mm)	d3 (mm)	a (mm)	b (mm)	
6450001	● PDR20R063M25.4-3	2	63.00	43.00	3	70.00	60.00	25.40	8.00	5.00	ADMT20
6450002	● PDR20R063M25.4-4	2	63.00	43.00	4	70.00	60.00	25.40	8.00	5.00	ADMT20
7800052	● PDR20R080M31.7-4	2	80.00	60.00	4	63.00	76.00	31.75	12.70	8.00	ADMT20
7800053	● PDR20R080M31.7-5	2	80.00	60.00	5	63.00	76.00	31.75	12.70	8.00	ADMT20
7800054	● PDR20R100M31.7-5	2	100.00	80.00	5	63.00	90.00	31.75	12.70	8.00	ADMT20
7800055	● PDR20R100M31.7-6	2	100.00	80.00	6	63.00	90.00	31.75	12.70	8.00	ADMT20
7800056	● PDR20R125M31.7-6	2	125.00	105.00	6	63.00	100.00	31.75	12.70	8.00	ADMT20
7800057	● PDR20R063M22-3	2	63.00	43.00	3	63.00	60.00	22.00	10.40	6.30	ADMT20
7800058	● PDR20R063M22-4	2	63.00	43.00	4	63.00	60.00	22.00	10.40	6.30	ADMT20
7800059	● PDR20R080M27-4	2	80.00	60.00	4	63.00	76.00	27.00	12.40	7.00	ADMT20
7800060	● PDR20R080M27-5	2	80.00	60.00	5	63.00	76.00	27.00	12.40	7.00	ADMT20
7800061	● PDR20R100M32-5	2	100.00	80.00	5	63.00	96.00	32.00	14.40	8.00	ADMT20
7800062	● PDR20R100M32-6	2	100.00	80.00	6	63.00	96.00	32.00	14.40	8.00	ADMT20
7800063	● PDR20R125M40-6	2	125.00	105.00	6	63.00	100.00	40.00	16.40	9.00	ADMT20

● Stocked ○ Available Upon Request; MOQ May Apply ▲ Globally Stocked



DESIGNATION EXPLANATION

PDR 20 R 063 M 25.4-3



See Full Detail on Page 1524

P	M	K	N	S	H
Steel	Stainless Steel	Cast Iron	Non-Ferrous	HRSA	Hardened Steel
⊙		⊙			

Material recommendation based on inserts compatible with this tool body.

○ Good ⊙ Best

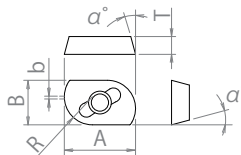




List 78PDR

OSG PHOENIX[®] PDR INSERTS

PACKED
10 PIECE




EDP Number	Designation	Number of Cutting Edges	Insert Size					Grade
			AxB (mm)	T (mm)	α (°)	R (mm)	b (mm)	
7810000	● ADMT2006100PDR-GM	2	24.18 x 16	6.35	15.00	10.00	1.00	XP3930

● Stocked ○ Available Upon Request; MOQ May Apply ▲ Globally Stocked



DESIGNATION EXPLANATION

A D M T 20 06 100 PD R-GM XP3930



See Full Detail on Pages 1522-1523

Chip Breaker	Coolant	P	M	K	N	S	H
		Steel	Stainless Steel	Cast Iron	Non-Ferrous	HRSA	Hardened Steel
GM	N	○		○			

○ Good ○ Best

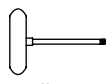
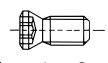




List 7808H

OSG PHOENIX® PDR ACCESSORIES

PACKED	PACKED
1 PIECE	10 PIECE

Appearance	EDP No.		Designation	Applicable Insert	Applicable Cutter		Recommended Tightening Torque
					Inch	mm	
 T-Handle Wrench	7808000	●	20IP-T (Torx 20IP)	ADMT20	-	PDR SS Ø40-50, PDR BORE Ø63-125	-
 Clamping Screw	7808001	●	CSPB-5 (Torx 20IP)	ADMT20	-	PDR SS Ø40-50, PDR BORE Ø63-125	5.0 Nm
Metal Weight Set Washer	7808002	●	CSY-20	ADMT20	-	PDR SS Ø40-50, PDR BORE Ø63-125	-

● Stocked ○ Available Upon Request; MOQ May Apply ▲ Globally Stocked
 Note: Wrench sold separately
 Packed: Clamping Screws = 10 pcs.; Weight Set = 1 pc.; T-Handle Wrench = 1 pc.



ABOUT OSG

DRILLING

THREADING

MILLING

HOLDERS

INDEX





List 78036

OSG PHOENIX® PFAL BORE



SPEED FEED
1539-1541

INSERTS
1261

ACCS.
1262

STEEL

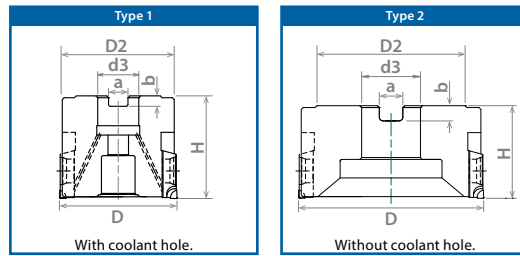


PACKED
1 PIECE



EDP Number	Designation	Type	Diameter	Number of Flutes	Body Height	Flange Diameter	Bore Diameter	Keyway Width	Keyway Depth	Applicable Insert
			D (mm)		H (mm)	D2 (mm)	d3 (mm)	a (mm)	b (mm)	
7803600	▲ PFAL04R050M16-5	1	50.00	5	55.00	40.00	16.00	8.40	5.60	FR120_ / -W
7803601	▲ PFAL04R063M22-6	1	63.00	6	55.00	45.00	22.00	10.40	6.30	FR120_ / -W
7803602	▲ PFAL04R063M22-8	1	63.00	8	55.00	45.00	22.00	10.40	6.30	FR120_ / -W
7803603	▲ PFAL04R080M25.4-8	2	80.00	8	50.00	70.00	25.40	9.50	6.00	FR120_ / -W
7803604	▲ PFAL04R080M27-8	2	80.00	8	50.00	70.00	27.00	12.40	7.00	FR120_ / -W
7803605	▲ PFAL04R080M25.4-10	2	80.00	10	50.00	70.00	25.40	9.50	6.00	FR120_ / -W
7803606	▲ PFAL04R080M27-10	2	80.00	10	50.00	70.00	27.00	12.40	7.00	FR120_ / -W
7803607	▲ PFAL04R100M25.4-8	2	100.00	8	50.00	80.00	25.40	9.50	6.00	FR120_ / -W
7803608	▲ PFAL04R100M27-8	2	100.00	8	50.00	80.00	27.00	12.40	7.00	FR120_ / -W
7803609	▲ PFAL04R100M31.7-8	2	100.00	8	50.00	80.00	31.75	12.70	8.00	FR120_ / -W
7803610	▲ PFAL04R100M32-8	2	100.00	8	50.00	80.00	32.00	14.40	8.20	FR120_ / -W
7803611	▲ PFAL04R100M25.4-12	2	100.00	12	50.00	80.00	25.40	9.50	6.00	FR120_ / -W
7803612	▲ PFAL04R100M27-12	2	100.00	12	50.00	80.00	27.00	12.40	7.00	FR120_ / -W
7803613	▲ PFAL04R100M31.7-12	2	100.00	12	50.00	80.00	31.75	12.70	8.00	FR120_ / -W
7803614	▲ PFAL04R100M32-12	2	100.00	12	50.00	80.00	32.00	14.40	8.20	FR120_ / -W
7803615	▲ PFAL04R125M25.4-10	2	125.00	10	50.00	80.00	25.40	9.50	6.00	FR120_ / -W
7803616	▲ PFAL04R125M27-10	2	125.00	10	50.00	80.00	27.00	12.40	7.00	FR120_ / -W
7803617	▲ PFAL04R125M38.1-10	2	125.00	10	63.00	80.00	38.10	15.90	10.00	FR120_ / -W
7803618	▲ PFAL04R125M40-10	2	125.00	10	63.00	85.00	40.00	16.40	9.20	FR120_ / -W
7803619	▲ PFAL04R125M25.4-16	2	125.00	16	50.00	80.00	25.40	9.50	6.00	FR120_ / -W
7803620	▲ PFAL04R125M27-16	2	125.00	16	50.00	80.00	27.00	12.40	7.00	FR120_ / -W
7803621	▲ PFAL04R125M38.1-16	2	125.00	16	63.00	80.00	38.10	15.90	10.00	FR120_ / -W
7803622	▲ PFAL04R125M40-16	2	125.00	16	63.00	85.00	40.00	16.40	9.20	FR120_ / -W
7803623	▲ PFAL04R160M25.4-12	2	160.00	12	50.00	80.00	25.40	9.50	6.00	FR120_ / -W
7803624	▲ PFAL04R160M27-12	2	160.00	12	50.00	80.00	27.00	12.40	7.00	FR120_ / -W
7803625	▲ PFAL04R160M40-12	2	160.00	12	63.00	85.00	40.00	16.40	9.20	FR120_ / -W
7803626	▲ PFAL04R160M50.8-12	2	160.00	12	63.00	100.00	50.80	19.10	11.00	FR120_ / -W
7803629	▲ PFAL04R160M25.4-20	2	160.00	20	50.00	80.00	25.40	9.50	6.00	FR120_ / -W
7803630	▲ PFAL04R160M27-20	2	160.00	20	50.00	80.00	27.00	12.40	7.00	FR120_ / -W
7803627	▲ PFAL04R160M40-20	2	160.00	20	63.00	85.00	40.00	16.40	9.20	FR120_ / -W
7803628	▲ PFAL04R160M50.8-20	2	160.00	20	63.00	100.00	50.80	19.10	11.00	FR120_ / -W

● Stocked ○ Available Upon Request; MOQ May Apply ▲ Globally Stocked



For the use of internal coolant, please use a clamping bolt with coolant holes sold in the market.

DESIGNATION EXPLANATION

PFAL 04 R 050 M 16-5



See Full Detail on Page 1524

P	M	K	N	S	H
Steel	Stainless Steel	Cast Iron	Non-Ferrous	HRSA	Hardened Steel

Material recommendation based on inserts compatible with this tool body.

○ Good ⊙ Best

ABOUT OSG

DRILLING

THREADING

MILLING

HOLDERS

INDEX

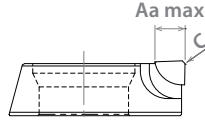




List 78PFAL

OSG PHOENIX® PFAL INSERTS

PACKED
1 PIECE



EDP Number	Designation	Number of Cutting Edges	Insert Size		Grade
			C (mm)	Aa Max (mm)	
7820500	FR1204	1	0.40	4.00	DP010
7820501	FR1204-W	1	0.40	-	DP010
7820502	FR1206	1	0.40	6.00	DP010

● Stocked ○ Available Upon Request; MOQ May Apply ▲ Globally Stocked

Note: One wiper blade is required per cutter body and should be mounted in the designated position. The FR1204-W wiper blade can be used with both FR1204 & FR1206 normal blades.



ABOUT OSG

DRILLING

THREADING

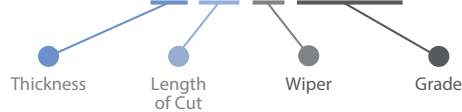
MILLING

HOLDERS

INDEX

DESIGNATION EXPLANATION

FR 12 04-W DP010



See Full Detail on Pages 1522-1523

Insert Grade	Chip Breaker	Coolant	P	M	K	N	S	H
			Steel	Stainless Steel	Cast Iron	Non-Ferrous	HRSA	Hardened Steel
DP010	-	Y				⊙		

○ Good ⊙ Best










List 7808H

OSG PHOENIX® PFAL ACCESSORIES

PACKED	PACKED
1 PIECE	10 PIECE

Appearance	EDP No.		Designation	Applicable Insert	Applicable Cutter		Recommended Tightening Torque
					Inch	mm	
 Clamping Screw	7808125	●	FS60620 (M6 x 17, Torx 25)	FR120_ / -W	-	PFAL BORE Ø50-160	10.0 Nm
 Wedge Clamping Screw	7808142	●	WS0617	-	-	PFAL BORE Ø50-160	-
 Wedge	7808143	●	W12-06	-	-	PFAL BORE Ø50-160	-
 T-Handle Wrench	7808211	●	T25-T (Torx 25)	FR120_ / -W	-	PFAL BORE Ø50-160	-
 Hex Wrench	7808231	●	3MM-L	-	-	PFAL BORE Ø50-160	-

● Stocked ○ Available Upon Request; MOQ May Apply ▲ Globally Stocked
Note: Wrench sold separately
Packed: Clamping Screws = 10 pcs.; Weight Set = 1 pc.; T-Handle Wrench = 1 pc.





List 52100

OSG PHOENIX® PFB SA



SPEED FEED
1542-1543

INSERTS
1268-1272

ACCS.
1273

STEEL

CARBIDE

2 FLUTE

PACKED
1 PIECE



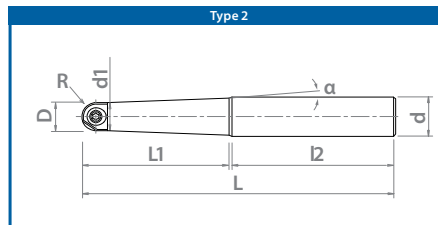
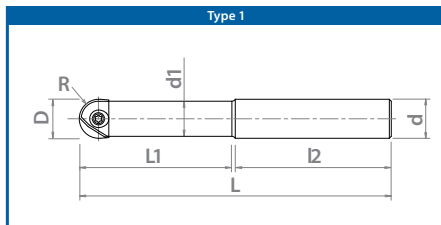
Steel Shank



Carbide Shank

EDP Number	Designation	Body Type	Type	Dia.		Neck Dia.	Neck Length		Overall Length	Shank Dia.	Shank Length	Taper Angle	L/D Ratio	Applicable Insert
				D (Inch)	R (Inch)		d1 (Inch)	L1 (Inch)						
52100000	PFB-R0250SA0250-S325	Cylindrical Shank Steel	1	0.250	0.125	0.226	0.625	3.250	0.250	2.625	0	2.5	PFB0250	
52100026	PFB-R0250SA0250-S375	Cylindrical Shank Steel	1	0.250	0.125	0.226	1.125	3.750	0.250	2.625	0	4.5	PFB0250	
52100027	PFB-R0250TPA0375-S375	Cylindrical Shank Steel	2	0.250	0.125	0.226	1.125	3.750	0.375	2.581	2	4.5	PFB0250	
52100028	PFB-R0250TPA0375-S425	Cylindrical Shank Steel	2	0.250	0.125	0.226	1.500	4.250	0.375	2.697	1	6.0	PFB0250	
52100001	PFB-R0375SA0375-S550	Cylindrical Shank Steel	1	0.375	0.188	0.336	1.687	5.500	0.375	3.813	0	4.5	PFB0375	
52100029	PFB-R0375SA0375-S400	Cylindrical Shank Steel	1	0.375	0.188	0.336	0.937	4.000	0.375	3.063	0	2.5	PFB0375	
52100030	PFB-R0375TPA0500-S500	Cylindrical Shank Steel	2	0.375	0.188	0.336	1.687	5.000	0.500	3.276	2	4.5	PFB0375	
52100031	PFB-R0375TPA0500-S550	Cylindrical Shank Steel	2	0.375	0.188	0.336	2.250	5.500	0.500	3.200	1	6.0	PFB0375	
52100002	PFB-R0500SA0500-S550	Cylindrical Shank Steel	1	0.500	0.250	0.461	2.250	5.500	0.500	3.250	0	4.5	PFB0500	
52100032	PFB-R0500SA0500-S450	Cylindrical Shank Steel	1	0.500	0.250	0.461	1.250	4.500	0.500	3.250	0	2.5	PFB0500	
52100033	PFB-R0500TPA0625-S550	Cylindrical Shank Steel	2	0.500	0.250	0.461	2.250	5.500	0.625	3.229	2	4.5	PFB0500	
52100034	PFB-R0500TPA0625-S650	Cylindrical Shank Steel	2	0.500	0.250	0.461	3.000	6.500	0.625	3.461	1	6.0	PFB0500	
52100003	PFB-R0625SA0625-S550	Cylindrical Shank Steel	1	0.625	0.313	0.546	2.500	5.500	0.625	3.000	0	4.0	PFB0625	
52100035	PFB-R0625SA0625-S500	Cylindrical Shank Steel	1	0.625	0.313	0.546	1.562	5.000	0.625	3.438	0	2.5	PFB0625	
52100036	PFB-R0625TPA0750-S600	Cylindrical Shank Steel	2	0.625	0.313	0.546	2.812	6.000	0.750	3.181	2	4.5	PFB0625	
52100037	PFB-R0625TPA0750-S700	Cylindrical Shank Steel	2	0.625	0.313	0.546	3.750	7.000	0.750	3.222	1	6.0	PFB0625	
52100004	PFB-R0750SA0750-S600	Cylindrical Shank Steel	1	0.750	0.375	0.671	3.000	6.000	0.750	3.000	0	4.0	PFB0750	
52100038	PFB-R0750SA0750-S550	Cylindrical Shank Steel	1	0.750	0.375	0.671	1.875	5.500	0.750	3.625	0	2.5	PFB0750	
52100039	PFB-R0750TPA1000-S650	Cylindrical Shank Steel	2	0.750	0.375	0.671	3.375	6.500	1.000	3.072	2	4.5	PFB0750	
52100040	PFB-R0750TPA1000-S800	Cylindrical Shank Steel	2	0.750	0.375	0.671	4.500	8.000	1.000	3.420	1	6.0	PFB0750	
52100005	PFB-R1000SA1000-S650	Cylindrical Shank Steel	1	1.000	0.500	0.882	3.000	6.500	1.000	3.500	0	3.0	PFB1000	
52100041	PFB-R1000SA1000-S750	Cylindrical Shank Steel	1	1.000	0.500	0.882	4.000	7.500	1.000	3.500	0	4.0	PFB1000	
52100042	PFB-R1000TPA1250-S800	Cylindrical Shank Steel	2	1.000	0.500	0.882	4.500	8.000	1.250	3.477	2	4.5	PFB1000	
52100043	PFB-R1000TPA1250-S950	Cylindrical Shank Steel	2	1.000	0.500	0.882	6.000	9.500	1.250	3.442	1	6.0	PFB1000	
52100016	PFB-R1250SA1250-S700	Cylindrical Shank Steel	1	1.250	0.625	1.132	3.750	7.000	1.250	3.250	0	3.0	PFB1250	
52100044	PFB-R1250SA1250-S850	Cylindrical Shank Steel	1	1.250	0.625	1.132	5.000	8.500	1.250	3.500	0	4.0	PFB1250	
52100045	PFB-R1250TPA1500-S900	Cylindrical Shank Steel	2	1.250	0.625	1.132	5.625	9.000	1.500	3.344	2	4.5	PFB1250	
52100046	PFB-R1250TPA1500-S1100	Cylindrical Shank Steel	2	1.250	0.625	1.132	7.500	11.000	1.500	3.425	1	6.0	PFB1250	
52100020	PFB-R0250SA0250-S325CS	Cylindrical Shank Short Carbide	1	0.250	0.125	0.226	0.625	3.250	0.250	2.625	0	2.5	PFB0250	
52100021	PFB-R0375SA0375-S400CS	Cylindrical Shank Short Carbide	1	0.375	0.188	0.336	0.937	4.000	0.375	3.063	0	2.5	PFB0375	
52100022	PFB-R0500SA0500-S450CS	Cylindrical Shank Short Carbide	1	0.500	0.250	0.461	1.250	4.500	0.500	3.250	0	2.5	PFB0500	
52100023	PFB-R0625SA0625-S550CS	Cylindrical Shank Short Carbide	1	0.625	0.313	0.546	1.562	5.500	0.625	3.938	0	2.5	PFB0625	
52100024	PFB-R0750SA0750-S600CS	Cylindrical Shank Short Carbide	1	0.750	0.375	0.671	1.875	6.000	0.750	4.125	0	2.5	PFB0750	
52100025	PFB-R1000SA1000-S650CS	Cylindrical Shank Short Carbide	1	1.000	0.500	0.882	2.500	6.500	1.000	4.000	0	2.5	PFB1000	
52100017	PFB-R1250SA1250-S700CS	Cylindrical Shank Short Carbide	1	1.250	0.625	1.132	3.125	7.000	1.250	3.875	0	2.5	PFB1250	
52100047	PFB-R0250SA0250-L400CS	Cylindrical Shank Long Carbide	1	0.250	0.125	0.226	1.250	4.000	0.250	2.750	0	5.0	PFB0250	
52100048	PFB-R0250TPA0375-L425CS	Cylindrical Shank Long Carbide	2	0.250	0.125	0.226	1.500	4.250	0.375	2.697	1	6.0	PFB0250	
52100006	PFB-R0375SA0375-L550CS	Cylindrical Shank Long Carbide	1	0.375	0.188	0.336	1.875	5.500	0.375	3.625	0	5.0	PFB0375	

● Stocked ○ Available Upon Request; MOQ May Apply ▲ Globally Stocked



CONTINUED ➔

P	M	K	N	S	H
Steel	Stainless Steel	Cast Iron	Non-Ferrous	HRSA	Hardened Steel
○	○	○	○	○	○

Material recommendation based on inserts compatible with this tool body.

○ Good ○ Best





List 52100 (Continued)



SPEED FEED
1542-1543

INSERTS
1268-1272

ACCS.
1273

STEEL

CARBIDE

2 FLUTE

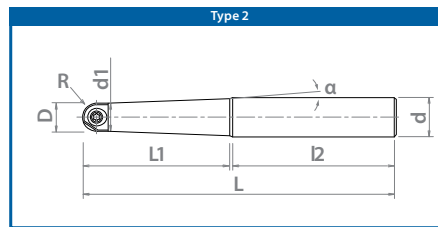
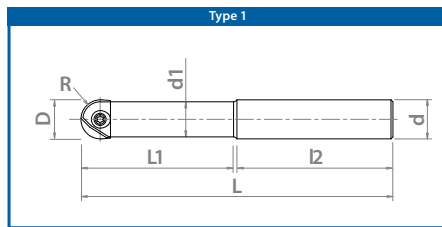
PACKED
1 PIECE

OSG PHOENIX® PFB SA



EDP Number	Designation	Body Type	Type	Dia.		Neck Dia.	Neck Length	Overall Length	Shank Dia.	Shank Length	Taper Angle	L/D Ratio	Applicable Insert
				D (Inch)	R (Inch)								
52100049	PFB-R0375TPA0500-L550CS	Cylindrical Shank Long Carbide	2	0.375	0.188	0.336	2.250	5.500	0.500	3.200	1	6.0	PFB0375
52100007	PFB-R0500SA0500-L550CS	Cylindrical Shank Long Carbide	1	0.500	0.250	0.461	2.500	5.500	0.500	3.000	0	5.0	PFB0500
52100050	PFB-R0500TPA0625-L650CS	Cylindrical Shank Long Carbide	2	0.500	0.250	0.461	3.000	6.500	0.625	3.461	1	6.0	PFB0500
52100008	PFB-R0625SA0625-L650CS	Cylindrical Shank Long Carbide	1	0.625	0.313	0.546	3.125	6.500	0.625	3.375	0	5.0	PFB0625
52100051	PFB-R0625TPA0750-L700CS	Cylindrical Shank Long Carbide	2	0.625	0.313	0.546	3.750	7.000	0.750	3.222	1	6.0	PFB0625
52100009	PFB-R0750SA0750-L700CS	Cylindrical Shank Long Carbide	1	0.750	0.375	0.671	3.750	7.000	0.750	3.250	0	5.0	PFB0750
52100052	PFB-R0750TPA1000-L800CS	Cylindrical Shank Long Carbide	2	0.750	0.375	0.671	4.500	8.000	1.000	3.420	1	6.0	PFB0750
52100010	PFB-R1000SA1000-L800CS	Cylindrical Shank Long Carbide	1	1.000	0.500	0.882	4.500	8.000	1.000	3.500	0	4.5	PFB1000
52100053	PFB-R1000TPA1250-L950CS	Cylindrical Shank Long Carbide	2	1.000	0.500	0.882	6.000	9.500	1.250	3.442	1	6.0	PFB1000
52100018	PFB-R1250SA1250-L900CS	Cylindrical Shank Long Carbide	1	1.250	0.625	1.132	5.625	9.000	1.250	3.375	0	4.5	PFB1250
52100054	PFB-R1250TPA1500-L1100CS	Cylindrical Shank Long Carbide	2	1.250	0.625	1.132	7.500	11.000	1.500	3.425	1	6.0	PFB1250
52100055	PFB-R0250SA0250-LL450CS	Cylindrical Shank Extra-Long Carbide	1	0.250	0.125	0.226	1.750	4.500	0.250	2.750	0	7.0	PFB0250
52100056	PFB-R0250TPA0375-LL475CS	Cylindrical Shank Extra-Long Carbide	2	0.250	0.125	0.226	2.000	4.750	0.375	2.690	1	8.0	PFB0250
52100011	PFB-R0375SA0375-LL650CS	Cylindrical Shank Extra-Long Carbide	1	0.375	0.188	0.336	2.625	6.500	0.375	3.875	0	7.0	PFB0375
52100057	PFB-R0375TPA0500-LL650CS	Cylindrical Shank Extra-Long Carbide	2	0.375	0.188	0.336	3.000	6.500	0.500	3.440	1	8.0	PFB0375
52100012	PFB-R0500SA0500-LL700CS	Cylindrical Shank Extra-Long Carbide	1	0.500	0.250	0.461	3.500	7.000	0.500	3.500	0	7.0	PFB0500
52100058	PFB-R0500TPA0625-LL750CS	Cylindrical Shank Extra-Long Carbide	2	0.500	0.250	0.461	4.000	7.500	0.625	3.448	1	8.0	PFB0500
52100013	PFB-R0625SA0625-LL750CS	Cylindrical Shank Extra-Long Carbide	1	0.625	0.313	0.546	3.750	7.500	0.625	3.750	0	6.0	PFB0625
52100059	PFB-R0625TPA0750-LL825CS	Cylindrical Shank Extra-Long Carbide	2	0.625	0.313	0.546	5.000	8.250	0.750	3.206	1	8.0	PFB0625
52100014	PFB-R0750SA0750-LL900CS	Cylindrical Shank Extra-Long Carbide	1	0.750	0.375	0.671	4.500	9.000	0.750	4.500	0	6.0	PFB0750
52100060	PFB-R0750TPA1000-LL950CS	Cylindrical Shank Extra-Long Carbide	2	0.750	0.375	0.671	6.000	9.500	1.000	3.401	1	8.0	PFB0750
52100015	PFB-R1000SA1000-LL1050CS	Cylindrical Shank Extra-Long Carbide	1	1.000	0.500	0.882	5.500	10.500	1.000	5.000	0	5.5	PFB1000
52100061	PFB-R1000TPA1250-LL1150CS	Cylindrical Shank Extra-Long Carbide	2	1.000	0.500	0.882	8.000	11.500	1.250	3.416	1	8.0	PFB1000
52100019	PFB-R1250SA1250-LL1200CS	Cylindrical Shank Extra-Long Carbide	1	1.250	0.625	1.132	6.875	12.000	1.250	5.125	0	5.5	PFB1250
52100062	PFB-R1250TPA1500-LL1350CS	Cylindrical Shank Extra-Long Carbide	2	1.250	0.625	1.132	10.000	13.500	1.500	3.392	1	8.0	PFB1250

● Stocked ○ Available Upon Request; MOQ May Apply ▲ Globally Stocked



DESIGNATION EXPLANATION

PFB-R 0250 SA 0250-S 325 (CS)



See Full Detail on Page 1524

P	M	K	N	S	H
Steel	Stainless Steel	Cast Iron	Non-Ferrous	HRS A	Hardened Steel
○	○	○	○	○	○

Material recommendation based on inserts compatible with this tool body.

○ Good ○ Best






List 78014

OSG PHOENIX® PFB SS



SPEED FEED 1542-1543	INSERTS 1268-1272	ACCS. 1273	STEEL	CARBIDE	2 FLUTE	PACKED 1 PIECE
--------------------------------	-----------------------------	----------------------	--------------	----------------	----------------	--------------------------



EDP Number	Designation	Body Type	Dia.		Corner Radius	Neck Dia.	Neck Length	Overall Length	Shank Dia.	Shank Length	L/D Ratio	Applicable Insert
			D (mm)	R (mm)	d1 (mm)	L1 (mm)	L (mm)	d (mm)	l2 (mm)			
7801400	● PFB-R080SS08-S120	Cylindrical Shank Steel	8.00	4.00	7.00	36.00	120.00	8.00	84.00	4.5	PFB080	
7801401	● PFB-R100SS10-S130	Cylindrical Shank Steel	10.00	5.00	9.00	45.00	130.00	10.00	85.00	4.5	PFB100	
7801402	● PFB-R120SS12-S130	Cylindrical Shank Steel	12.00	6.00	11.00	54.00	130.00	12.00	76.00	4.5	PFB120	
7801403	● PFB-R160SS16-S140	Cylindrical Shank Steel	16.00	8.00	14.00	64.00	140.00	16.00	76.00	4.0	PFB160	
7801404	● PFB-R200SS20-S160	Cylindrical Shank Steel	20.00	10.00	18.00	80.00	160.00	20.00	80.00	4.0	PFB200	
7801405	● PFB-R250SS25-S160	Cylindrical Shank Steel	25.00	12.50	22.00	75.00	160.00	25.00	85.00	3.0	PFB250	
7801406	● PFB-R300SS32-S170	Cylindrical Shank Steel	30.00	15.00	27.00	90.00	170.00	32.00	80.00	3.0	PFB300	
7801407	● PFB-R320SS32-S180	Cylindrical Shank Steel	32.00	16.00	29.00	96.00	180.00	32.00	84.00	3.0	PFB320	
7801429	● PFB-R060SS06-S80CS	Cylindrical Shank Short Carbide	6.00	3.00	5.40	15.00	80.00	6.00	65.00	2.5	PFB060 / PFB070	
7801430	● PFB-R080SS08-S100CS	Cylindrical Shank Short Carbide	8.00	4.00	7.00	20.00	100.00	8.00	80.00	2.5	PFB080	
7801431	● PFB-R100SS10-S100CS	Cylindrical Shank Short Carbide	10.00	5.00	9.00	25.00	100.00	10.00	75.00	2.5	PFB100	
7801432	● PFB-R120SS12-S110CS	Cylindrical Shank Short Carbide	12.00	6.00	11.00	30.00	110.00	12.00	80.00	2.5	PFB120	
7801433	● PFB-R160SS16-S140CS	Cylindrical Shank Short Carbide	16.00	8.00	14.00	40.00	140.00	16.00	100.00	2.5	PFB160	
7801434	● PFB-R200SS20-S160CS	Cylindrical Shank Short Carbide	20.00	10.00	18.00	50.00	160.00	20.00	110.00	2.5	PFB200	
7801435	● PFB-R250SS25-S160CS	Cylindrical Shank Short Carbide	25.00	12.50	22.00	62.50	160.00	25.00	97.50	2.5	PFB250	
7801436	● PFB-R300SS32-S170CS	Cylindrical Shank Short Carbide	30.00	15.00	27.00	75.00	170.00	32.00	95.00	2.5	PFB300	
7801437	● PFB-R320SS32-S180CS	Cylindrical Shank Short Carbide	32.00	16.00	29.00	80.00	180.00	32.00	100.00	2.5	PFB320	
7801439	● PFB-R060SS06-L100CS	Cylindrical Shank Long Carbide	6.00	3.00	5.40	30.00	100.00	6.00	70.00	5.0	PFB060 / PFB070	
7801440	● PFB-R080SS08-L120CS	Cylindrical Shank Long Carbide	8.00	4.00	7.00	40.00	120.00	8.00	80.00	5.0	PFB080	
7801441	● PFB-R100SS10-L130CS	Cylindrical Shank Long Carbide	10.00	5.00	9.00	50.00	130.00	10.00	80.00	5.0	PFB100	
7801442	● PFB-R120SS12-L140CS	Cylindrical Shank Long Carbide	12.00	6.00	11.00	60.00	140.00	12.00	80.00	5.0	PFB120	
7801443	● PFB-R160SS16-L160CS	Cylindrical Shank Long Carbide	16.00	8.00	14.00	72.00	160.00	16.00	88.00	4.5	PFB160	
7801444	● PFB-R200SS20-L180CS	Cylindrical Shank Long Carbide	20.00	10.00	18.00	90.00	180.00	20.00	90.00	4.5	PFB200	
7801445	● PFB-R250SS25-L200CS	Cylindrical Shank Long Carbide	25.00	12.50	22.00	100.00	200.00	25.00	100.00	4.0	PFB250	
7801446	● PFB-R300SS32-L220CS	Cylindrical Shank Long Carbide	30.00	15.00	27.00	120.00	220.00	32.00	100.00	4.0	PFB300	
7801447	● PFB-R320SS32-L230CS	Cylindrical Shank Long Carbide	32.00	16.00	29.00	128.00	230.00	32.00	102.00	4.0	PFB320	
7801419	● PFB-R060SS06-LL120CS	Cylindrical Shank Extra-Long Carbide	6.00	3.00	5.40	42.00	120.00	6.00	78.00	7.0	PFB060 / PFB070	
7801420	● PFB-R080SS08-LL140CS	Cylindrical Shank Extra-Long Carbide	8.00	4.00	7.00	56.00	140.00	8.00	84.00	7.0	PFB080	
7801421	● PFB-R100SS10-LL150CS	Cylindrical Shank Extra-Long Carbide	10.00	5.00	9.00	70.00	150.00	10.00	80.00	7.0	PFB100	
7801422	● PFB-R120SS12-LL160CS	Cylindrical Shank Extra-Long Carbide	12.00	6.00	11.00	84.00	160.00	12.00	76.00	7.0	PFB120	
7801423	● PFB-R160SS16-LL200CS	Cylindrical Shank Extra-Long Carbide	16.00	8.00	14.00	96.00	200.00	16.00	104.00	6.0	PFB160	
7801424	● PFB-R200SS20-LL240CS	Cylindrical Shank Extra-Long Carbide	20.00	10.00	18.00	120.00	240.00	20.00	120.00	6.0	PFB200	
7801425	● PFB-R250SS25-LL260CS	Cylindrical Shank Extra-Long Carbide	25.00	12.50	22.00	137.50	260.00	25.00	122.50	5.5	PFB250	
7801426	● PFB-R300SS32-LL290CS	Cylindrical Shank Extra-Long Carbide	30.00	15.00	27.00	165.00	290.00	32.00	125.00	5.5	PFB300	
7801427	● PFB-R320SS32-LL300CS	Cylindrical Shank Extra-Long Carbide	32.00	16.00	29.00	176.00	300.00	32.00	124.00	5.5	PFB320	

● Stocked ○ Available Upon Request; MOQ May Apply ▲ Globally Stocked



DESIGNATION EXPLANATION

PFB-R 080 SS 08-S 120 (CS)



See Full Detail on Page 1524

P	M	K	N	S	H
Steel	Stainless Steel	Cast Iron	Non-Ferrous	HRSA	Hardened Steel
○	○	○	○	○	○

Material recommendation based on inserts compatible with this tool body.

○ Good ○ Best






List 52604

OSG PHOENIX[®] PFB ASF, Screw Fit Head



SPEED FEED 1542-1543	INSERTS 1268-1272	ACCS. 1273	STEEL	CARBIDE	2 FLUTE	PACKED 1 PIECE
--------------------------------	-----------------------------	----------------------	--------------	----------------	----------------	--------------------------



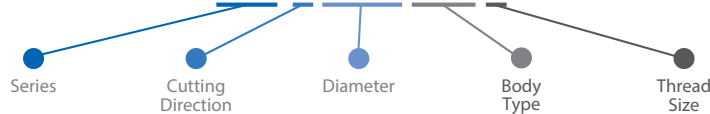
EDP Number	Designation	Diameter		Corner Radius	Neck Diameter	Pilot Diameter	Thread Size	Flange Diameter	Overall Length	Spanner Wrench	Applicable Insert
		D (Inch)	R (Inch)	d1 (Inch)	Da (Inch)	Dg (mm)	D2 (Inch)	L (Inch)			
52604000	● PFB-R0375ASF6	0.375	0.188	0.354	0.256	M6	0.354	1.024	7	PFB0375	
52604001	● PFB-R0500ASF6	0.500	0.250	0.433	0.256	M6	0.433	1.024	7	PFB0500	
52604002	● PFB-R0625ASF8	0.625	0.313	0.551	0.335	M8	0.571	1.260	10	PFB0625	
52604003	● PFB-R0750ASF10	0.750	0.375	0.709	0.413	M10	0.709	1.496	14	PFB0750	
52604004	● PFB-R1000ASF12	1.000	0.500	0.866	0.492	M12	0.906	1.496	17	PFB1000	

● Stocked ○ Available Upon Request; MOQ May Apply ▲ Globally Stocked



DESIGNATION EXPLANATION

PFB-R 0375 ASF 6



See Full Detail on Page 1524

P	M	K	N	S	H
Steel	Stainless Steel	Cast Iron	Non-Ferrous	HRSA	Hardened Steel
○	○	○	○	○	○

Material recommendation based on inserts compatible with this tool body.

○ Good ○ Best





List 78114

OSG PHOENIX[®] PFB SF, Screw Fit Head



SPEED FEED
1542-1543

INSERTS
1268-1272


ACCS.
1273

STEEL

CARBIDE

2 FLUTE

PACKED
1 PIECE



EDP Number	Designation	Diameter	Corner Radius	Neck Diameter	Pilot Diameter	Thread Size	Flange Diameter	Overall Length	Spanner Wrench	Applicable Insert
		D (mm)	R (mm)	d1 (mm)	Da (mm)	Dg (mm)	D2 (mm)	L (mm)		
7801490	▲ PFB-R100SF6	10.00	5.00	9.00	6.50	M6	9.00	26.00	7	PFB100
7801491	▲ PFB-R120SF6	12.00	6.00	11.00	6.50	M6	11.00	26.00	7	PFB120
7801492	▲ PFB-R160SF8	16.00	8.00	14.00	8.50	M8	14.50	32.00	10	PFB160
7801493	▲ PFB-R200SF10	20.00	10.00	18.00	10.50	M10	18.00	38.00	14	PFB200
7801494	▲ PFB-R250SF12	25.00	12.50	22.00	12.50	M12	23.00	38.00	17	PFB250
7801495	▲ PFB-R300SF16	30.00	15.00	27.00	17.00	M16	28.00	43.00	22	PFB300

● Stocked ○ Available Upon Request; MOQ May Apply ▲ Globally Stocked



ABOUT OSG

DRILLING

THREADING

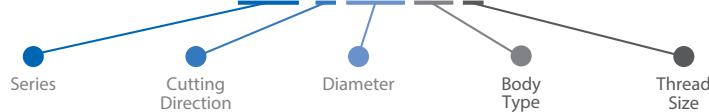
MILLING

HOLDERS

INDEX

DESIGNATION EXPLANATION

PFB-R 100 SF 6



See Full Detail on Page 1524

P	M	K	N	S	H
Steel	Stainless Steel	Cast Iron	Non-Ferrous	HRSA	Hardened Steel
○	○	○	○	○	○


Material recommendation based on inserts compatible with this tool body.

○ Good ○ Best






List 78PFB

OSG PHOENIX[®] PFB INSERTS
PACKED
1 PIECE



Spiral




Spiral (Full Radius)




Straight (Full Radius)



Spiral (Strengthened Edge)



Spiral (High Hardness)



Spiral (Diamond Coated)

EDP Number	Designation	Type	Specification	Number of Cutting Edges	Range	Insert Size				Grade
						α (°)	D (Inch)	R (Inch)	T (Inch)	
52101020	● PFB0250A-SP	1	Spiral	2	180	0.250	0.125	2.00	5.18	XP3225
52101021	● PFB0375A-SP	1	Spiral	2	180	0.375	0.188	2.60	8.50	XP3225
52101022	● PFB0500A-SP	1	Spiral	2	180	0.500	0.250	3.00	10.00	XP3225
52101023	● PFB0625A-SP	1	Spiral	2	180	0.625	0.313	4.00	12.00	XP3225
52101024	● PFB0750A-SP	1	Spiral	2	180	0.750	0.375	5.00	15.00	XP3225
52101025	● PFB1000A-SP	1	Spiral	2	180	1.000	0.500	6.00	18.50	XP3225
52101026	● PFB1250A-SP	1	Spiral	2	180	1.250	0.625	7.00	23.50	XP3225
52101010	● PFB0250A-SP	1	Spiral	2	180	0.250	0.125	2.00	5.18	XP3320
52101011	● PFB0375A-SP	1	Spiral	2	180	0.375	0.188	2.60	8.50	XP3320
52101012	● PFB0500A-SP	1	Spiral	2	180	0.500	0.250	3.00	10.00	XP3320
52101013	● PFB0625A-SP	1	Spiral	2	180	0.625	0.313	4.00	12.00	XP3320
52101014	● PFB0750A-SP	1	Spiral	2	180	0.750	0.375	5.00	15.00	XP3320
52101015	● PFB1000A-SP	1	Spiral	2	180	1.000	0.500	6.00	18.50	XP3320
52101016	● PFB1250A-SP	1	Spiral	2	180	1.250	0.625	7.00	23.50	XP3320
52101040	● PFB0250A-Q	2	Spiral (Full Radius)	2	220	0.250	0.125	2.00	5.18	XP3225
52101041	● PFB0375A-Q	2	Spiral (Full Radius)	2	220	0.375	0.188	2.60	8.50	XP3225
52101042	● PFB0500A-Q	2	Spiral (Full Radius)	2	220	0.500	0.250	3.00	10.00	XP3225
52101043	● PFB0625A-Q	3	Spiral (Full Radius)	2	220	0.625	0.313	4.00	12.00	XP3225
52101044	● PFB0750A-Q	3	Spiral (Full Radius)	2	220	0.750	0.375	5.00	15.00	XP3225
52101045	● PFB1000A-Q	3	Spiral (Full Radius)	2	220	1.000	0.500	6.00	18.50	XP3225
52101046	● PFB1250A-Q	3	Spiral (Full Radius)	2	220	1.250	0.625	7.00	23.50	XP3225
52101051	● PFB0375A-Q-ST	2	Straight (Full Radius)	2	200	0.375	0.188	2.60	8.50	XP2225
52101052	● PFB0500A-Q-ST	2	Straight (Full Radius)	2	200	0.500	0.250	3.00	10.00	XP2225
52101053	● PFB0625A-Q-ST	3	Straight (Full Radius)	2	220	0.625	0.313	4.00	12.00	XP2225
52101054	● PFB0750A-Q-ST	3	Straight (Full Radius)	2	220	0.750	0.375	5.00	15.00	XP2225
52101055	● PFB1000A-Q-ST	3	Straight (Full Radius)	2	220	1.000	0.500	6.00	18.50	XP2225
52101056	● PFB1250A-Q-ST	3	Straight (Full Radius)	2	220	1.250	0.625	7.00	23.50	XP2225
52101030	● PFB0250A-SH	2	Spiral (Reinforced Edge)	2	220	0.250	0.125	2.00	5.18	XP3310
52101031	● PFB0375A-SH	1	Spiral (Reinforced Edge)	2	180	0.375	0.188	2.60	8.50	XP3310
52101032	● PFB0500A-SH	1	Spiral (Reinforced Edge)	2	180	0.500	0.250	3.00	10.00	XP3310
52101033	● PFB0625A-SH	1	Spiral (Reinforced Edge)	2	180	0.625	0.313	4.00	12.00	XP3310
52101034	● PFB0750A-SH	1	Spiral (Reinforced Edge)	2	180	0.750	0.375	5.00	15.00	XP3310
52101035	● PFB1000A-SH	1	Spiral (Reinforced Edge)	2	180	1.000	0.500	6.00	18.50	XP3310
52101036	● PFB1250A-SH	1	Spiral (Reinforced Edge)	2	180	1.250	0.625	7.00	23.50	XP3310
52101060	● PFB0375A-HH	1	Spiral (Reinforced Edge)	2	180	0.375	0.188	2.60	8.50	XP6703
52101061	● PFB0500A-HH	1	Spiral (Reinforced Edge)	2	180	0.500	0.250	3.00	10.00	XP6703
52101062	● PFB0625A-HH	1	Spiral (Reinforced Edge)	2	180	0.625	0.313	4.00	12.00	XP6703
52101063	● PFB0750A-HH	1	Spiral (Reinforced Edge)	2	180	0.750	0.375	5.00	15.00	XP6703
52101064	● PFB1000A-HH	1	Spiral (Reinforced Edge)	2	180	1.000	0.500	6.00	18.50	XP6703
52101000	● PFB0250A-D	2	Spiral (Diamond Coated)	2	220	0.250	0.125	2.00	5.18	XC4505
52101001	● PFB0375A-D	1	Spiral (Diamond Coated)	2	180	0.375	0.188	2.60	8.50	XC4505
52101002	● PFB0500A-D	1	Spiral (Diamond Coated)	2	180	0.500	0.250	3.00	10.00	XC4505

● Stocked ○ Available Upon Request; MOQ May Apply ▲ Globally Stocked

PXI



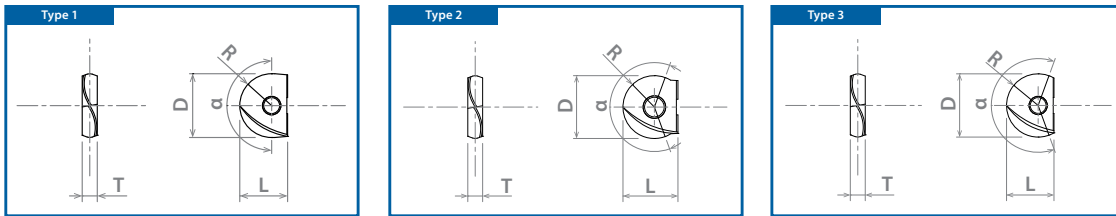

List 78PFB (Continued)

OSG PHOENIX® PFB INSERTS

PACKED
1 PIECE

EDP Number	Designation	Type	Specification	Number of Cutting Edges	Range	Insert Size				Grade
						α (°)	D (Inch)	R (Inch)	T (Inch)	
52101003	● PF80625A-D	1	Spiral (Diamond Coated)	2	180	0.625	0.313	4.00	12.00	XC4505
52101004	● PFB0750A-D	1	Spiral (Diamond Coated)	2	180	0.750	0.375	5.00	15.00	XC4505
52101005	● PFB1000A-D	1	Spiral (Diamond Coated)	2	180	1.000	0.500	6.00	18.50	XC4505
52101006	● PFB1250A-D	1	Spiral (Diamond Coated)	2	180	1.250	0.625	7.00	23.50	XC4505

● Stocked ○ Available Upon Request; MOQ May Apply ▲ Globally Stocked



DESIGNATION EXPLANATION

PFB 0250 A-SP XP3225



See Full Detail on Pages 1522-1523

CONTINUED ▶

Insert Grade	P	M	K	N	S	H
	Steel	Stainless Steel	Cast Iron	Non-Ferrous	HRSA	Hardened Steel
XC4505				○		
XP2225	○	○			○	○
XP3225	○	○		○	○	
XP3310			○			○
XP3320	○	○	○		○	○
XP6703	○		○			○

XP3225 best recommended for aluminum & copper alloy applications.
XC4505 best recommended for graphite & CFRP applications.

○ Good ○ Best






List 78PFB (Continued)

PACKED
1 PIECE


OSG PHOENIX® PFB INSERTS




Spiral




Spiral (Full Radius)




Straight (Full Radius)



Spiral (Strengthened Edge)



Spiral (High Hardness)



Spiral (Diamond Coated)

EDP Number	Designation	Type	Specification	Number of Cutting Edges	Range	Insert Size				Grade
						α (°)	D (mm)	R (mm)	T (mm)	
7820030	PFB080-SP	1	Spiral	2	180	8.00	4.00	2.40	7.00	XP3225
7820031	PFB100-SP	1	Spiral	2	180	10.00	5.00	2.60	8.50	XP3225
7820032	PFB120-SP	1	Spiral	2	180	12.00	6.00	3.00	10.00	XP3225
7820033	PFB160-SP	1	Spiral	2	180	16.00	8.00	4.00	12.00	XP3225
7820034	PFB200-SP	1	Spiral	2	180	20.00	10.00	5.00	15.00	XP3225
7820035	PFB250-SP	1	Spiral	2	180	25.00	12.50	6.00	18.50	XP3225
7820036	PFB300-SP	1	Spiral	2	180	30.00	15.00	7.00	22.50	XP3225
7820010	PFB080-SP	1	Spiral	2	180	8.00	4.00	2.40	7.00	XP3320
7820011	PFB100-SP	1	Spiral	2	180	10.00	5.00	2.60	8.50	XP3320
7820012	PFB120-SP	1	Spiral	2	180	12.00	6.00	3.00	10.00	XP3320
7820013	PFB160-SP	1	Spiral	2	180	16.00	8.00	4.00	12.00	XP3320
7820014	PFB200-SP	1	Spiral	2	180	20.00	10.00	5.00	15.00	XP3320
7820015	PFB250-SP	1	Spiral	2	180	25.00	12.50	6.00	18.50	XP3320
7820016	PFB300-SP	1	Spiral	2	180	30.00	15.00	7.00	22.50	XP3320
7820048	PFB060-Q	2	Spiral (Full Radius)	2	220	6.00	3.00	2.00	5.00	XP3225
7820049	PFB070-Q	2	Spiral (Full Radius)	2	220	7.00	3.50	2.00	5.50	XP3225
7820050	PFB080-Q	2	Spiral (Full Radius)	2	220	8.00	4.00	2.40	7.00	XP3225
7820051	PFB100-Q	2	Spiral (Full Radius)	2	220	10.00	5.00	2.60	8.50	XP3225
7820052	PFB120-Q	2	Spiral (Full Radius)	2	220	12.00	6.00	3.00	10.00	XP3225
7820053	PFB160-Q	3	Spiral (Full Radius)	2	220	16.00	8.00	4.00	12.00	XP3225
7820054	PFB200-Q	3	Spiral (Full Radius)	2	220	20.00	10.00	5.00	15.00	XP3225
7820055	PFB250-Q	3	Spiral (Full Radius)	2	220	25.00	12.50	6.00	18.50	XP3225
7820056	PFB300-Q	3	Spiral (Full Radius)	2	220	30.00	15.00	7.00	22.50	XP3225
7820060	PFB080-Q-ST	2	Straight (Full Radius)	2	200	8.00	4.00	2.40	7.00	XP2225
7820061	PFB100-Q-ST	2	Straight (Full Radius)	2	200	10.00	5.00	2.60	8.50	XP2225
7820062	PFB120-Q-ST	2	Straight (Full Radius)	2	200	12.00	6.00	3.00	10.00	XP2225
7820063	PFB160-Q-ST	3	Straight (Full Radius)	2	220	16.00	8.00	4.00	12.00	XP2225
7820064	PFB200-Q-ST	3	Straight (Full Radius)	2	220	20.00	10.00	5.00	15.00	XP2225
7820065	PFB250-Q-ST	3	Straight (Full Radius)	2	220	25.00	12.50	6.00	18.50	XP2225
7820066	PFB300-Q-ST	3	Straight (Full Radius)	2	220	30.00	15.00	7.00	22.50	XP2225
7820039	PFB060-SH	2	Spiral (Reinforced Edge)	2	220	6.00	3.00	2.00	5.00	XP3310
7820040	PFB080-SH	1	Spiral (Reinforced Edge)	2	180	8.00	4.00	2.40	7.00	XP3310
7820041	PFB100-SH	1	Spiral (Reinforced Edge)	2	180	10.00	5.00	2.60	8.50	XP3310
7820042	PFB120-SH	1	Spiral (Reinforced Edge)	2	180	12.00	6.00	3.00	10.00	XP3310
7820043	PFB160-SH	1	Spiral (Reinforced Edge)	2	180	16.00	8.00	4.00	12.00	XP3310
7820044	PFB200-SH	1	Spiral (Reinforced Edge)	2	180	20.00	10.00	5.00	15.00	XP3310
7820045	PFB250-SH	1	Spiral (Reinforced Edge)	2	180	25.00	12.50	6.00	18.50	XP3310
7820046	PFB300-SH	1	Spiral (Reinforced Edge)	2	180	30.00	15.00	7.00	22.50	XP3310
7820047	PFB320-SH	1	Spiral (Reinforced Edge)	2	180	32.00	16.00	7.00	23.50	XP3310
7820107	PFB100-HH	1	Spiral (Reinforced Edge)	2	180	10.00	5.00	2.60	8.50	XP6703
7820108	PFB120-HH	1	Spiral (Reinforced Edge)	2	180	12.00	6.00	3.00	10.00	XP6703
7820109	PFB160-HH	1	Spiral (Reinforced Edge)	2	180	16.00	8.00	4.00	12.00	XP6703
7820110	PFB200-HH	1	Spiral (Reinforced Edge)	2	180	20.00	10.00	5.00	15.00	XP6703
7820111	PFB250-HH	1	Spiral (Reinforced Edge)	2	180	25.00	12.50	6.00	18.50	XP6703
7820112	PFB300-HH	1	Spiral (Reinforced Edge)	2	180	30.00	15.00	7.00	22.50	XP6703
7820113	PFB320-HH	1	Spiral (Reinforced Edge)	2	180	32	16	7	23.5	XP6703
7820018	PFB060-D	2	Spiral (Diamond Coated)	2	220	6.00	3.00	2.00	5.00	XC4505
7820019	PFB070-D	2	Spiral (Diamond Coated)	2	220	7.00	3.50	2.00	5.50	XC4505
7820020	PFB080-D	1	Spiral (Diamond Coated)	2	180	8.00	4.00	2.40	7.00	XC4505
7820021	PFB100-D	1	Spiral (Diamond Coated)	2	180	10.00	5.00	2.60	8.50	XC4505
7820022	PFB120-D	1	Spiral (Diamond Coated)	2	180	12.00	6.00	3.00	10.00	XC4505
7820023	PFB160-D	1	Spiral (Diamond Coated)	2	180	16.00	8.00	4.00	12.00	XC4505
7820024	PFB200-D	1	Spiral (Diamond Coated)	2	180	20.00	10.00	5.00	15.00	XC4505

● Stocked ○ Available Upon Request; MOQ May Apply ▲ Globally Stocked



ABOUT OSG

DRILLING

THREADING

MILLING

HOLDERS

INDEX





List 78PFB (Continued)

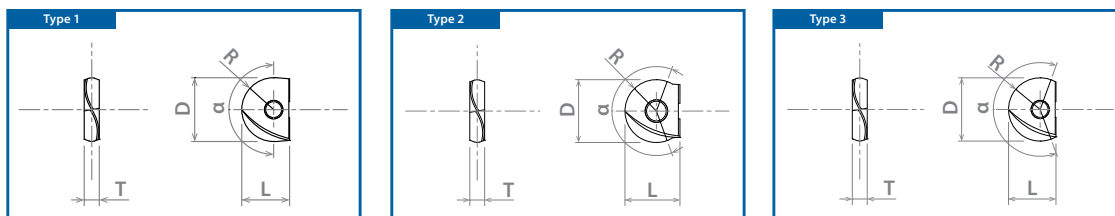
OSG PHOENIX® PFB INSERTS

PACKED
1 PIECE

EDP Number	Designation	Type	Specification	Number of Cutting Edges	Range	Insert Size				Grade
						α (°)	D (mm)	R (mm)	T (mm)	
7820025	● PFB250-D	1	Spiral (Diamond Coated)	2	180	25.00	12.50	6.00	18.50	XC4505
7820026	● PFB300-D	1	Spiral (Diamond Coated)	2	180	30.00	15.00	7.00	22.50	XC4505

● Stocked ○ Available Upon Request; MOQ May Apply ▲ Globally Stocked

PXI



DESIGNATION EXPLANATION

PFB 0250 A-SP XP3225



See Full Detail on Pages 1522-1523

CONTINUED

Insert Grade	P	M	K	N	S	H
	Steel	Stainless Steel	Cast Iron	Non-Ferrous	HRSA	Hardened Steel
XC4505				○		
XP2225	○	○			○	○
XP3225	○	○		○	○	
XP3310			○			○
XP3320	○	○	○		○	○
XP6703	○		○			○

XP3225 best recommended for aluminum & copper alloy applications.
XC4505 best recommended for graphite & CFRP applications.

○ Good ○ Best





List 78PFB (Continued)

PACKED

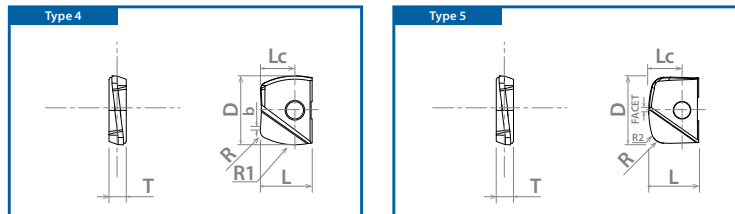
1 PIECE

OSG PHOENIX[®] PFB INSERTSBarrel Type
Type 4Lens Type
Type 5

EDP Number	Designation	Type	Specification	Number of Cutting Edges	Insert Size								Grade	
					D (mm)	R (mm)	R1 (mm)	R2 (mm)	T (mm)	b (mm)	Facet (mm)	Lc (mm)		L (Inch)
7820071	PFB100R150-BR-ST	4	Multi-Purpose	2	10.00	1.00	15.00	-	2.60	0.30	-	5.00	8.50	XP3225
7820072	PFB120R180-BR-ST	4	Multi-Purpose	2	12.00	1.00	18.00	-	3.00	0.30	-	6.00	10.00	XP3225
7820073	PFB160R240-BR-ST	4	Multi-Purpose	2	16.00	2.00	24.00	-	4.00	0.50	-	8.00	12.00	XP3225
7820074	PFB200R300-BR-ST	4	Multi-Purpose	2	20.00	2.00	30.00	-	5.00	0.50	-	10.00	15.00	XP3225
7820075	PFB250R375-BR-ST	4	Multi-Purpose	2	25.00	2.50	37.50	-	6.00	0.50	-	12.50	18.50	XP3225
7820076	PFB320R480-BR-ST	4	Multi-Purpose	2	32.00	3.00	48.00	-	7.00	0.50	-	16.00	23.50	XP3225
7820081	PFB100R150-BR-SH	4	Reinforced Edge	2	10.00	1.00	15.00	-	2.60	0.30	-	5.00	8.50	XP3310
7820082	PFB120R180-BR-SH	4	Reinforced Edge	2	12.00	1.00	18.00	-	3.00	0.30	-	6.00	10.00	XP3310
7820083	PFB160R240-BR-SH	4	Reinforced Edge	2	16.00	2.00	24.00	-	4.00	0.50	-	8.00	12.00	XP3310
7820084	PFB200R300-BR-SH	4	Reinforced Edge	2	20.00	2.00	30.00	-	5.00	0.50	-	10.00	15.00	XP3310
7820085	PFB250R375-BR-SH	4	Reinforced Edge	2	25.00	2.50	37.50	-	6.00	0.50	-	12.50	18.50	XP3310
7820086	PFB320R480-BR-SH	4	Reinforced Edge	2	32.00	3.00	48.00	-	7.00	0.50	-	16.00	23.50	XP3310
7820091	PFB100R150-LZ-ST	5	Multi-Purpose	2	10.00	1.00	-	15.00	2.60	-	0.75	3.30	8.50	XP3225
7820092	PFB120R180-LZ-ST	5	Multi-Purpose	2	12.00	1.00	-	18.00	3.00	-	0.75	4.00	10.00	XP3225
7820093	PFB160R240-LZ-ST	5	Multi-Purpose	2	16.00	2.00	-	24.00	4.00	-	1.00	5.30	12.00	XP3225
7820094	PFB200R300-LZ-ST	5	Multi-Purpose	2	20.00	2.00	-	30.00	5.00	-	1.75	6.70	15.00	XP3225
7820095	PFB250R375-LZ-ST	5	Multi-Purpose	2	25.00	2.50	-	37.50	6.00	-	1.75	8.30	18.50	XP3225
7820096	PFB320R480-LZ-ST	5	Multi-Purpose	2	32.00	3.00	-	48.00	7.00	-	2.00	10.70	23.50	XP3225
7820101	PFB100R150-LZ-SH	5	Reinforced Edge	2	10.00	1.00	-	15.00	2.60	-	0.75	3.30	8.50	XP3310
7820102	PFB120R180-LZ-SH	5	Reinforced Edge	2	12.00	1.00	-	18.00	3.00	-	0.75	4.00	10.00	XP3310
7820103	PFB160R240-LZ-SH	5	Reinforced Edge	2	16.00	2.00	-	24.00	4.00	-	1.00	5.30	12.00	XP3310
7820104	PFB200R300-LZ-SH	5	Reinforced Edge	2	20.00	2.00	-	30.00	5.00	-	1.75	6.70	15.00	XP3310
7820105	PFB250R375-LZ-SH	5	Reinforced Edge	2	25.00	2.50	-	37.50	6.00	-	1.75	8.30	18.50	XP3310
7820106	PFB320R480-LZ-SH	5	Reinforced Edge	2	32.00	3.00	-	48.00	7.00	-	2.00	10.70	23.50	XP3310

● Stocked ○ Available Upon Request; MOQ May Apply ▲ Globally Stocked

PXI



DESIGNATION EXPLANATION

PFB 100 R150-BR-ST XP3225

● Series ● Diameter ● Edge Radius ● Type ● Specification ● Grade

See Full Detail on Pages 1522-1523

Insert Grade	P	M	K	N	S	H
	Steel	Stainless Steel	Cast Iron	Non-Ferrous	HRSA	Hardened Steel
XC4505				○		
XP2225	○	○			○	○
XP3225	○	○		○	○	
XP3310			○			○
XP3320	○	○	○		○	○
XP6703	○		○			○

XP3225 best recommended for aluminum & copper alloy applications.
XC4505 best recommended for graphite & CFRP applications.

○ Good ○ Best



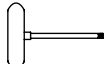




List 7808H

OSG PHOENIX® PFB ACCESSORIES

PACKED	PACKED
1 PIECE	10 PIECE

Appearance	EDP No.		Designation	Applicable Cutter		Recommended Tightening Torque
				Inch	mm	
 Clamping Screw	7808124	●	FS20652RB (Torx 6)	PFB SA Ø0.250	PFB SS Ø6-7	0.4 Nm
	7808123	●	FS25669RB (Torx 7)	-	PFB SS Ø8	1.0 Nm
	7808117	●	FS30686RB (Torx 8)	PFB SA/ASF Ø0.375	PFB SS/SF Ø10	1.2 Nm
	7808118	●	FS35610RB (Torx 10)	PFB SA/ASF Ø0.500	PFB SS/SF Ø12	2.0 Nm
	7808119	●	FS40613RB (Torx 15)	PFB SA/ASF Ø0.625	PFB SS/SF Ø16	3.0 Nm
	7808120	●	FS50615RB (Torx 20)	PFB SA/ASF Ø0.750	PFB SS/SF Ø20	5.0 Nm
	7808121	●	FS60620RB (Torx 20)	PFB SA/ASF Ø1.000	PFB SS/SF Ø25	5.0 Nm
	7808122	●	FS80624RB (Torx 30)	PFB SA Ø1.250	PFB SS/SF Ø30-32	6.0 Nm
 Wrench	7808203	●	T6-D (Torx 6)	PFB SA Ø0.250	PFB SS Ø6-7	-
	7808204	●	T7-D (Torx 7)	-	PFB SS Ø8	-
	7808205	●	T8-D (Torx 8)	PFB SA/ASF Ø0.375	PFB SS/SF Ø10	-
	7808207	●	T10-D (Torx 10)	PFB SA/ASF Ø0.500	PFB SS/SF Ø12	-
	7808208	●	T15-D (Torx 15)	PFB SA/ASF Ø0.625	PFB SS/SF Ø16	-
	7808209	●	T20-D (Torx 20)	PFB SA/ASF Ø0.750	PFB SS/SF Ø20-25	-
 T-Handle Wrench	7808212	●	T30-T (Torx 30)	PFB SA Ø1.250	PFB SS/SF Ø30-32	-

● Stocked ○ Available Upon Request; MOQ May Apply ▲ Globally Stocked
 Note: Wrench sold separately
 Packed: Clamping Screws = 1 pc.; T-Handle Wrench = 1 pc.; Wrench = 1 pc.



ABOUT OSG

DRILLING

THREADING

MILLING

HOLDERS

INDEX





List 52200

OSG PHOENIX® PFR SA



SPEED FEED
1544-1545

INSERTS
1278-1283


ACCS.
1284

STEEL

CARBIDE

2 FLUTE

PACKED
1 PIECE



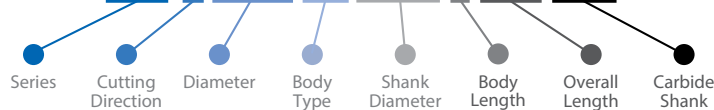
EDP Number	Designation	Body Type	Dia.		Neck Dia.	Neck Length	Overall Length	Shank Dia.	Shank Length	L/D Ratio	Applicable Insert
			D (Inch)	d1 (Inch)	L1 (Inch)	L (Inch)	d (Inch)	L2 (Inch)			
52200024	PFR-R0250SA0250-S325	Cylindrical Shank Steel	0.250	0.225	0.625	3.250	0.250	2.625	2.5	PFR0250	
52200025	PFR-R0250SA0250-S375	Cylindrical Shank Steel	0.250	0.225	1.125	3.750	0.250	2.625	4.5	PFR0250	
52200000	PFR-R0375SA0375-S550	Cylindrical Shank Steel	0.375	0.355	1.687	5.500	0.375	3.813	4.5	PFR0375	
52200026	PFR-R0375SA0375-S400	Cylindrical Shank Steel	0.375	0.335	0.937	4.000	0.375	3.063	2.5	PFR0375	
52200001	PFR-R0500SA0500-S550	Cylindrical Shank Steel	0.500	0.480	2.250	5.500	0.500	3.250	4.5	PFR0500	
52200027	PFR-R0500SA0500-S450	Cylindrical Shank Steel	0.500	0.480	1.250	4.500	0.500	3.250	2.5	PFR0500	
52200002	PFR-R0625SA0625-S550	Cylindrical Shank Steel	0.625	0.605	2.500	5.500	0.625	3.000	4.0	PFR0625	
52200028	PFR-R0625SA0625-S500	Cylindrical Shank Steel	0.625	0.605	1.562	5.000	0.625	3.438	2.5	PFR0625	
52200003	PFR-R0750SA0750-S600	Cylindrical Shank Steel	0.750	0.730	3.000	6.000	0.750	3.000	4.0	PFR0750	
52200029	PFR-R0750SA0750-S550	Cylindrical Shank Steel	0.750	0.730	1.875	5.500	0.750	3.625	2.5	PFR0750	
52200004	PFR-R1000SA1000-S650	Cylindrical Shank Steel	1.000	0.980	3.000	6.500	1.000	3.500	3.0	PFR1000	
52200030	PFR-R1000SA1000-S750	Cylindrical Shank Steel	1.000	0.980	4.000	7.500	1.000	3.500	4.0	PFR1000	
52200015	PFR-R1250SA1250-S700	Cylindrical Shank Steel	1.250	1.230	3.750	7.000	1.250	3.250	3.0	PFR1250	
52200031	PFR-R1250SA1250-S850	Cylindrical Shank Steel	1.250	1.230	5.000	8.500	1.250	3.500	4.0	PFR1250	
52200032	PFR-R0250SA0250-S325CS	Cylindrical Shank Short Carbide	0.250	0.225	0.625	3.250	0.250	2.625	2.5	PFR0250	
52200005	PFR-R0375SA0375-S400CS	Cylindrical Shank Short Carbide	0.375	0.355	0.937	4.000	0.375	3.063	2.5	PFR0375	
52200006	PFR-R0500SA0500-S450CS	Cylindrical Shank Short Carbide	0.500	0.480	1.250	4.500	0.500	3.250	2.5	PFR0500	
52200007	PFR-R0625SA0625-S500CS	Cylindrical Shank Short Carbide	0.625	0.605	1.562	5.500	0.625	3.938	2.5	PFR0625	
52200008	PFR-R0750SA0750-S600CS	Cylindrical Shank Short Carbide	0.750	0.730	1.875	6.000	0.750	4.125	2.5	PFR0750	
52200009	PFR-R1000SA1000-S650CS	Cylindrical Shank Short Carbide	1.000	0.980	2.500	6.500	1.000	4.000	2.5	PFR1000	
52200016	PFR-R1250SA1250-S700CS	Cylindrical Shank Short Carbide	1.250	1.230	3.125	7.000	1.250	3.875	2.5	PFR1250	
52200033	PFR-R0250SA0250-L400CS	Cylindrical Shank Long Carbide	0.250	0.225	1.250	4.000	0.250	2.750	5.0	PFR0250	
52200018	PFR-R0375SA0375-L500CS	Cylindrical Shank Long Carbide	0.375	0.355	1.875	5.500	0.375	3.625	5.0	PFR0375	
52200019	PFR-R0500SA0500-L550CS	Cylindrical Shank Long Carbide	0.500	0.480	2.500	5.500	0.500	3.000	5.0	PFR0500	
52200020	PFR-R0625SA0625-L650CS	Cylindrical Shank Long Carbide	0.625	0.605	3.125	6.500	0.625	3.375	5.0	PFR0625	
52200021	PFR-R0750SA0750-L700CS	Cylindrical Shank Long Carbide	0.750	0.730	3.750	7.000	0.750	3.250	5.0	PFR0750	
52200022	PFR-R1000SA1000-L800CS	Cylindrical Shank Long Carbide	1.000	0.980	4.500	8.000	1.000	3.500	4.5	PFR1000	
52200023	PFR-R1250SA1250-L900CS	Cylindrical Shank Long Carbide	1.250	1.230	5.625	9.000	1.250	3.375	4.5	PFR1250	
52200034	PFR-R0250SA0250-LL450CS	Cylindrical Shank Extra-Long Carbide	0.250	0.225	1.750	4.500	0.250	2.750	7.0	PFR0250	
52200010	PFR-R0375SA0375-LL650CS	Cylindrical Shank Extra-Long Carbide	0.375	0.355	2.625	6.500	0.375	3.875	7.0	PFR0375	
52200011	PFR-R0500SA0500-LL700CS	Cylindrical Shank Extra-Long Carbide	0.500	0.480	3.500	7.000	0.500	3.500	7.0	PFR0500	
52200012	PFR-R0625SA0625-LL750CS	Cylindrical Shank Extra-Long Carbide	0.625	0.605	3.750	7.500	0.625	3.750	6.0	PFR0625	
52200013	PFR-R0750SA0750-LL900CS	Cylindrical Shank Extra-Long Carbide	0.750	0.730	4.500	9.000	0.750	4.500	6.0	PFR0750	
52200014	PFR-R1000SA1000-LL1050CS	Cylindrical Shank Extra-Long Carbide	1.000	0.980	5.500	10.500	1.000	5.000	5.5	PFR1000	
52200017	PFR-R1250SA1250-LL1200CS	Cylindrical Shank Extra-Long Carbide	1.250	1.230	6.875	12.000	1.250	5.125	5.5	PFR1250	

● Stocked ○ Available Upon Request; MOQ May Apply ▲ Globally Stocked



DESIGNATION EXPLANATION

PFR-R 0250 SA 0250-S 325 (CS)



See Full Detail on Page 1524

P	M	K	N	S	H
Steel	Stainless Steel	Cast Iron	Non-Ferrous	HRSA	Hardened Steel
○	○	○	○	○	○

Material recommendation based on inserts compatible with this tool body.

○ Good ○ Best

ABOUT OSG

DRILLING

THREADING

MILLING

HOLDERS

INDEX






List 78320

OSG PHOENIX® PFR SS



SPEED FEED 1544-1545	INSERTS 1278-1283	ACCS. 1284	STEEL	CARBIDE	2 FLUTE	PACKED 1 PIECE
--------------------------------	-----------------------------	----------------------	--------------	----------------	----------------	--------------------------



EDP Number	Designation	Body Type	Dia.	Neck Dia.	Neck Length	Overall Length	Shank Dia.	Shank Length	L/D Ratio	Applicable Insert
			D (mm)	d1 (mm)	L1 (mm)	L (mm)	d (mm)	I2 (mm)		
7832000	PFR-R080S08-S120	Cylindrical Shank Steel	8.00	7.50	36.00	120.00	8.00	84.00	4.5	PFR080
7832001	PFR-R100SS10-S130	Cylindrical Shank Steel	10.00	9.50	45.00	130.00	10.00	85.00	4.5	PFR100 / PFR110
7832002	PFR-R120SS12-S130	Cylindrical Shank Steel	12.00	11.50	54.00	130.00	12.00	76.00	4.5	PFR120 / PFR130
7832003	PFR-R160SS16-S140	Cylindrical Shank Steel	16.00	15.50	64.00	140.00	16.00	76.00	4.0	PFR160 / PFR170
7832004	PFR-R200SS20-S160	Cylindrical Shank Steel	20.00	19.50	80.00	160.00	20.00	80.00	4.0	PFR200 / PFR210
7832005	PFR-R250SS25-S160	Cylindrical Shank Steel	25.00	24.50	75.00	160.00	25.00	85.00	3.0	PFR250 / PFR260
7832006	PFR-R300SS32-S170	Cylindrical Shank Steel	30.00	29.50	90.00	170.00	32.00	80.00	3.0	PFR300
7832007	PFR-R320SS32-S180	Cylindrical Shank Steel	32.00	31.50	96.00	180.00	32.00	84.00	3.0	PFR320
7832029	PFR-R060SS06-S80CS	Cylindrical Shank Short Carbide	6.00	5.40	15.00	80.00	6.00	65.00	2.5	PFR060 / PFR070
7832030	PFR-R080SS08-S100CS	Cylindrical Shank Short Carbide	8.00	7.50	20.00	100.00	8.00	80.00	2.5	PFR080
7832031	PFR-R100SS10-S100CS	Cylindrical Shank Short Carbide	10.00	9.50	25.00	100.00	10.00	75.00	2.5	PFR100 / PFR110
7832032	PFR-R120SS12-S110CS	Cylindrical Shank Short Carbide	12.00	11.50	30.00	110.00	12.00	80.00	2.5	PFR120 / PFR130
7832033	PFR-R160SS16-S140CS	Cylindrical Shank Short Carbide	16.00	15.50	40.00	140.00	16.00	100.00	2.5	PFR160 / PFR170
7832034	PFR-R200SS20-S160CS	Cylindrical Shank Short Carbide	20.00	19.50	50.00	160.00	20.00	110.00	2.5	PFR200 / PFR210
7832035	PFR-R250SS25-S160CS	Cylindrical Shank Short Carbide	25.00	24.50	62.50	160.00	25.00	97.50	2.5	PFR250 / PFR260
7832036	PFR-R300SS32-S170CS	Cylindrical Shank Short Carbide	30.00	29.50	75.00	170.00	32.00	95.00	2.5	PFR300
7832037	PFR-R320SS32-S180CS	Cylindrical Shank Short Carbide	32.00	31.50	80.00	180.00	32.00	100.00	2.5	PFR320
7832039	PFR-R060SS06-L100CS	Cylindrical Shank Long Carbide	6.00	5.40	30.00	100.00	6.00	70.00	5.0	PFR060 / PFR070
7832040	PFR-R080SS08-L120CS	Cylindrical Shank Long Carbide	8.00	7.50	40.00	120.00	8.00	80.00	5.0	PFR080
7832041	PFR-R100SS10-L130CS	Cylindrical Shank Long Carbide	10.00	9.50	50.00	130.00	10.00	80.00	5.0	PFR100 / PFR110
7832042	PFR-R120SS12-L140CS	Cylindrical Shank Long Carbide	12.00	11.50	60.00	140.00	12.00	80.00	5.0	PFR120 / PFR130
7832043	PFR-R160SS16-L160CS	Cylindrical Shank Long Carbide	16.00	15.50	72.00	160.00	16.00	88.00	4.5	PFR160 / PFR170
7832044	PFR-R200SS20-L180CS	Cylindrical Shank Long Carbide	20.00	19.50	90.00	180.00	20.00	90.00	4.5	PFR200 / PFR210
7832045	PFR-R250SS25-L200CS	Cylindrical Shank Long Carbide	25.00	24.50	100.00	200.00	25.00	100.00	4.0	PFR250 / PFR260
7832046	PFR-R300SS32-L220CS	Cylindrical Shank Long Carbide	30.00	29.50	120.00	220.00	32.00	100.00	4.0	PFR300
7832047	PFR-R320SS32-L230CS	Cylindrical Shank Long Carbide	32.00	31.50	128.00	230.00	32.00	102.00	4.0	PFR320
7832019	PFR-R060SS06-LL120CS	Cylindrical Shank Extra-Long Carbide	6.00	5.40	42.00	120.00	6.00	78.00	7.0	PFR060 / PFR070
7832020	PFR-R080SS08-LL140CS	Cylindrical Shank Extra-Long Carbide	8.00	7.50	56.00	140.00	8.00	84.00	7.0	PFR080
7832021	PFR-R100SS10-LL150CS	Cylindrical Shank Extra-Long Carbide	10.00	9.50	70.00	150.00	10.00	80.00	7.0	PFR100 / PFR110
7832022	PFR-R120SS12-LL160CS	Cylindrical Shank Extra-Long Carbide	12.00	11.50	84.00	160.00	12.00	76.00	7.0	PFR120 / PFR130
7832023	PFR-R160SS16-LL200CS	Cylindrical Shank Extra-Long Carbide	16.00	15.50	96.00	200.00	16.00	104.00	6.0	PFR160 / PFR170
7832024	PFR-R200SS20-LL240CS	Cylindrical Shank Extra-Long Carbide	20.00	19.50	120.00	240.00	20.00	120.00	6.0	PFR200 / PFR210
7832025	PFR-R250SS25-LL260CS	Cylindrical Shank Extra-Long Carbide	25.00	24.50	137.50	260.00	25.00	122.50	5.5	PFR250 / PFR260
7832026	PFR-R300SS32-LL290CS	Cylindrical Shank Extra-Long Carbide	30.00	29.50	165.00	290.00	32.00	125.00	5.5	PFR300
7832027	PFR-R320SS32-LL300CS	Cylindrical Shank Extra-Long Carbide	32.00	31.50	175.00	300.00	32.00	125.00	5.5	PFR320

● Stocked ○ Available Upon Request; MOQ May Apply ▲ Globally Stocked



DESIGNATION EXPLANATION

PFR-R 080 SS 08-S 120 (CS)



See Full Detail on Page 1524

P	M	K	N	S	H
Steel	Stainless Steel	Cast Iron	Non-Ferrous	HRSA	Hardened Steel
○	○	○	○	○	○

Material recommendation based on inserts compatible with this tool body.

○ Good ○ Best





ABOUT OSG

DRILLING

THREADING

MILLING

HOLDERS

INDEX

List 52605

OSG PHOENIX® PFR ASF, Screw Fit Head



SPEED FEED
1544-1545

INSERTS
1278-1283


ACCS.
1284

STEEL

CARBIDE

2 FLUTE

PACKED
1 PIECE



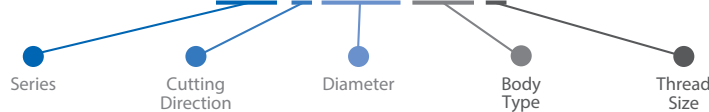
EDP Number	Designation	Diameter	Neck Diameter	Pilot Diameter	Thread Size	Flange Diameter	Overall Length	Spanner Wrench	Applicable Insert
		D (Inch)	d1 (Inch)	Da (Inch)	Dg (mm)	D2 (Inch)	L (Inch)		
52605000	PFR-R0375ASF6	0.375	0.374	0.256	M6	0.354	1.024	7	PFR0375
52605001	PFR-R0500ASF6	0.500	0.453	0.256	M6	0.433	1.024	7	PFR0500
52605002	PFR-R0625ASF8	0.625	0.610	0.335	M8	0.571	1.260	10	PFR0625
52605003	PFR-R0750ASF10	0.750	0.768	0.413	M10	0.709	1.496	14	PFR0750
52605004	PFR-R1000ASF12	1.000	0.965	0.492	M12	0.906	1.496	17	PFR1000

● Stocked ○ Available Upon Request; MOQ May Apply ▲ Globally Stocked



DESIGNATION EXPLANATION

PFR-R 0375 ASF 6



See Full Detail on Page 1524

P	M	K	N	S	H
Steel	Stainless Steel	Cast Iron	Non-Ferrous	HRSA	Hardened Steel
○	○	○	○	○	○

Material recommendation based on inserts compatible with this tool body.

○ Good ○ Best






List 78220

OSG PHOENIX® PFR SF, Screw Fit Head



SPEED FEED 1544-1545	INSERTS 1278-1283	ACCS. 1284	STEEL	CARBIDE	2 FLUTE	PACKED 1 PIECE
--------------------------------	-----------------------------	----------------------	--------------	----------------	----------------	--------------------------



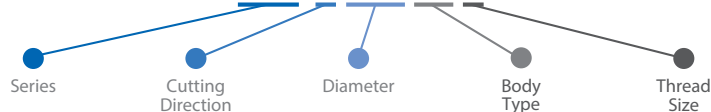
EDP Number	Designation	Diameter	Neck Diameter	Pilot Diameter	Thread Size	Flange Diameter	Overall Length	Spanner Wrench	Applicable Insert
		D (mm)	d1 (mm)	Da (mm)	Dg (mm)	D2 (mm)	L (mm)		
7832090	▲ PFR-R100SF6	10.00	9.00	6.50	M6	9.00	26.00	7	PFR100 / PFR110
7832091	▲ PFR-R120SF6	12.00	11.00	6.50	M6	11.00	26.00	7	PFR120 / PFR130
7832092	▲ PFR-R160SF8	16.00	15.00	8.50	M8	14.50	32.00	10	PFR160 / PFR170
7832093	▲ PFR-R200SF10	20.00	19.00	10.50	M10	18.00	38.00	14	PFR200 / PFR210
7832094	▲ PFR-R250SF12	25.00	24.00	12.50	M12	23.00	38.00	17	PFR250 / PFR260
7832095	▲ PFR-R300SF16	30.00	29.00	17.00	M16	28.00	43.00	22	PFR300
7832096	▲ PFR-R320SF16	32.00	31.00	17.00	M16	28.00	43.00	22	PFR320

● Stocked ○ Available Upon Request; MOQ May Apply ▲ Globally Stocked



DESIGNATION EXPLANATION

PFR-R 100 SF 6



See Full Detail on Page 1524

P	M	K	N	S	H
Steel	Stainless Steel	Cast Iron	Non-Ferrous	HRSA	Hardened Steel
○	○	○	○	○	○

Material recommendation based on inserts compatible with this tool body.

○ Good ○ Best







PACKED
1 PIECE

List 78PFR


OSG PHOENIX® PFR INSERTS



Multi-Purpose



Strengthened Edge



Diamond Coated

EDP Number	Designation	Specification	Number of Cutting Edges	Insert Size					Grade
				D (Inch)	R (Inch)	T (mm)	Lc (Inch)	L (mm)	
52201029	PFR0250R015A-ST	Multi-Purpose	2	0.250	0.015	2.00	0.078	5.00	XP3225
52201030	PFR0250R030A-ST	Multi-Purpose	2	0.250	0.030	2.00	0.078	5.00	XP3225
52201031	PFR0250R060A-ST	Multi-Purpose	2	0.250	0.060	2.00	0.078	5.00	XP3225
52201000	PFR0375R015A-ST	Multi-Purpose	2	0.375	0.015	2.60	0.130	8.50	XP3225
52201001	PFR0375R030A-ST	Multi-Purpose	2	0.375	0.030	2.60	0.130	8.50	XP3225
52201002	PFR0375R060A-ST	Multi-Purpose	2	0.375	0.060	2.60	0.130	8.50	XP3225
52201003	PFR0375R090A-ST	Multi-Purpose	2	0.375	0.090	2.60	0.130	8.50	XP3225
52201004	PFR0500R015A-ST	Multi-Purpose	2	0.500	0.015	3.00	0.157	10.00	XP3225
52201005	PFR0500R030A-ST	Multi-Purpose	2	0.500	0.030	3.00	0.157	10.00	XP3225
52201006	PFR0500R060A-ST	Multi-Purpose	2	0.500	0.060	3.00	0.157	10.00	XP3225
52201007	PFR0500R090A-ST	Multi-Purpose	2	0.500	0.090	3.00	0.157	10.00	XP3225
52201008	PFR0500R120A-ST	Multi-Purpose	2	0.500	0.120	3.00	0.157	10.00	XP3225
52201009	PFR0625R015A-ST	Multi-Purpose	2	0.625	0.015	4.00	0.208	12.00	XP3225
52201010	PFR0625R030A-ST	Multi-Purpose	2	0.625	0.030	4.00	0.208	12.00	XP3225
52201011	PFR0625R060A-ST	Multi-Purpose	2	0.625	0.060	4.00	0.208	12.00	XP3225
52201012	PFR0625R090A-ST	Multi-Purpose	2	0.625	0.090	4.00	0.208	12.00	XP3225
52201013	PFR0625R120A-ST	Multi-Purpose	2	0.625	0.120	4.00	0.208	12.00	XP3225
52201014	PFR0750R015A-ST	Multi-Purpose	2	0.750	0.015	5.00	0.264	15.00	XP3225
52201015	PFR0750R030A-ST	Multi-Purpose	2	0.750	0.030	5.00	0.264	15.00	XP3225
52201016	PFR0750R060A-ST	Multi-Purpose	2	0.750	0.060	5.00	0.264	15.00	XP3225
52201017	PFR0750R090A-ST	Multi-Purpose	2	0.750	0.090	5.00	0.264	15.00	XP3225
52201018	PFR0750R120A-ST	Multi-Purpose	2	0.750	0.120	5.00	0.264	15.00	XP3225
52201019	PFR1000R015A-ST	Multi-Purpose	2	1.000	0.015	6.00	0.327	18.50	XP3225
52201020	PFR1000R030A-ST	Multi-Purpose	2	1.000	0.030	6.00	0.327	18.50	XP3225
52201021	PFR1000R060A-ST	Multi-Purpose	2	1.000	0.060	6.00	0.327	18.50	XP3225
52201022	PFR1000R090A-ST	Multi-Purpose	2	1.000	0.090	6.00	0.327	18.50	XP3225
52201023	PFR1000R120A-ST	Multi-Purpose	2	1.000	0.120	6.00	0.327	18.50	XP3225
52201024	PFR1250R015A-ST	Multi-Purpose	2	1.250	0.015	7.00	0.405	23.50	XP3225
52201025	PFR1250R030A-ST	Multi-Purpose	2	1.250	0.030	7.00	0.405	23.50	XP3225
52201026	PFR1250R060A-ST	Multi-Purpose	2	1.250	0.060	7.00	0.405	23.50	XP3225
52201027	PFR1250R090A-ST	Multi-Purpose	2	1.250	0.090	7.00	0.405	23.50	XP3225
52201028	PFR1250R120A-ST	Multi-Purpose	2	1.250	0.120	7.00	0.405	23.50	XP3225
52201079	PFR0250R015A-SH	Strengthened Edge	2	0.250	0.015	2.00	0.078	5.00	XP3310
52201080	PFR0250R030A-SH	Strengthened Edge	2	0.250	0.030	2.00	0.078	5.00	XP3310
52201081	PFR0250R060A-SH	Strengthened Edge	2	0.250	0.060	2.00	0.078	5.00	XP3310
52201050	PFR0375R015A-SH	Strengthened Edge	2	0.375	0.015	2.60	0.130	8.50	XP3310
52201051	PFR0375R030A-SH	Strengthened Edge	2	0.375	0.030	2.60	0.130	8.50	XP3310
52201052	PFR0375R060A-SH	Strengthened Edge	2	0.375	0.060	2.60	0.130	8.50	XP3310
52201053	PFR0375R090A-SH	Strengthened Edge	2	0.375	0.090	2.60	0.130	8.50	XP3310
52201054	PFR0500R015A-SH	Strengthened Edge	2	0.500	0.015	3.00	0.157	10.00	XP3310
52201055	PFR0500R030A-SH	Strengthened Edge	2	0.500	0.030	3.00	0.157	10.00	XP3310
52201056	PFR0500R060A-SH	Strengthened Edge	2	0.500	0.060	3.00	0.157	10.00	XP3310
52201057	PFR0500R090A-SH	Strengthened Edge	2	0.500	0.090	3.00	0.157	10.00	XP3310
52201058	PFR0500R120A-SH	Strengthened Edge	2	0.500	0.120	3.00	0.157	10.00	XP3310
52201059	PFR0625R015A-SH	Strengthened Edge	2	0.625	0.015	4.00	0.208	12.00	XP3310
52201060	PFR0625R030A-SH	Strengthened Edge	2	0.625	0.030	4.00	0.208	12.00	XP3310
52201061	PFR0625R060A-SH	Strengthened Edge	2	0.625	0.060	4.00	0.208	12.00	XP3310
52201062	PFR0625R090A-SH	Strengthened Edge	2	0.625	0.090	4.00	0.208	12.00	XP3310
52201063	PFR0625R120A-SH	Strengthened Edge	2	0.625	0.120	4.00	0.208	12.00	XP3310
52201064	PFR0750R015A-SH	Strengthened Edge	2	0.750	0.015	5.00	0.264	15.00	XP3310
52201065	PFR0750R030A-SH	Strengthened Edge	2	0.750	0.030	5.00	0.264	15.00	XP3310
52201066	PFR0750R060A-SH	Strengthened Edge	2	0.750	0.060	5.00	0.264	15.00	XP3310
52201067	PFR0750R090A-SH	Strengthened Edge	2	0.750	0.090	5.00	0.264	15.00	XP3310

● Stocked ○ Available Upon Request; MOQ May Apply ▲ Globally Stocked



ABOUT OSG

DRILLING

THREADING

MILLING

HOLDERS

INDEX





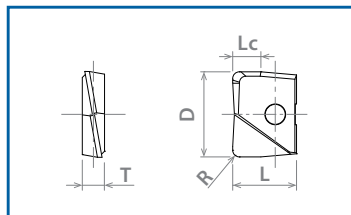
List 78PFR (Continued)

OSG PHOENIX® PFR INSERTS

PACKED
1 PIECE

EDP Number	Designation	Specification	Number of Cutting Edges	Insert Size					Grade
				D (Inch)	R (Inch)	T (mm)	Lc (Inch)	L (mm)	
52201068	● PFR0750R120A-SH	Strengthened Edge	2	0.750	0.120	5.00	0.264	15.00	XP3310
52201069	● PFR1000R015A-SH	Strengthened Edge	2	1.000	0.015	6.00	0.327	18.50	XP3310
52201070	● PFR1000R030A-SH	Strengthened Edge	2	1.000	0.030	6.00	0.327	18.50	XP3310
52201071	● PFR1000R060A-SH	Strengthened Edge	2	1.000	0.060	6.00	0.327	18.50	XP3310
52201072	● PFR1000R090A-SH	Strengthened Edge	2	1.000	0.090	6.00	0.327	18.50	XP3310
52201073	● PFR1000R120A-SH	Strengthened Edge	2	1.000	0.120	6.00	0.327	18.50	XP3310
52201074	● PFR1250R015A-SH	Strengthened Edge	2	1.250	0.015	7.00	0.405	23.50	XP3310
52201075	● PFR1250R030A-SH	Strengthened Edge	2	1.250	0.030	7.00	0.405	23.50	XP3310
52201076	● PFR1250R060A-SH	Strengthened Edge	2	1.250	0.060	7.00	0.405	23.50	XP3310
52201077	● PFR1250R090A-SH	Strengthened Edge	2	1.250	0.090	7.00	0.405	23.50	XP3310
52201078	● PFR1250R120A-SH	Strengthened Edge	2	1.250	0.120	7.00	0.405	23.50	XP3310
52201114	● PFR0250R015A-D	Diamond Coated	2	0.250	0.015	2.00	0.078	5.00	XC4505
52201115	● PFR0250R030A-D	Diamond Coated	2	0.250	0.030	2.00	0.078	5.00	XC4505
52201116	● PFR0250R060A-D	Diamond Coated	2	0.250	0.060	2.00	0.078	5.00	XC4505
52201100	● PFR0375R015A-D	Diamond Coated	2	0.375	0.015	2.60	0.130	8.50	XC4505
52201101	● PFR0375R030A-D	Diamond Coated	2	0.375	0.030	2.60	0.130	8.50	XC4505
52201102	● PFR0375R060A-D	Diamond Coated	2	0.375	0.060	2.60	0.130	8.50	XC4505
52201103	● PFR0500R015A-D	Diamond Coated	2	0.500	0.015	3.00	0.157	10.00	XC4505
52201104	● PFR0500R030A-D	Diamond Coated	2	0.500	0.030	3.00	0.157	10.00	XC4505
52201105	● PFR0500R060A-D	Diamond Coated	2	0.500	0.060	3.00	0.157	10.00	XC4505
52201106	● PFR0625R015A-D	Diamond Coated	2	0.625	0.015	4.00	0.208	12.00	XC4505
52201107	● PFR0625R030A-D	Diamond Coated	2	0.625	0.030	4.00	0.208	12.00	XC4505
52201108	● PFR0625R060A-D	Diamond Coated	2	0.625	0.060	4.00	0.208	12.00	XC4505
52201109	● PFR0750R015A-D	Diamond Coated	2	0.750	0.015	5.00	0.264	15.00	XC4505
52201110	● PFR0750R030A-D	Diamond Coated	2	0.750	0.030	5.00	0.264	15.00	XC4505
52201111	● PFR0750R060A-D	Diamond Coated	2	0.750	0.060	5.00	0.264	15.00	XC4505
52201112	● PFR1000R060A-D	Diamond Coated	2	1.000	0.060	6.00	0.327	18.50	XC4505
52201113	● PFR1250R060A-D	Diamond Coated	2	1.250	0.060	7.00	0.405	23.50	XC4505

● Stocked ○ Available Upon Request; MOQ May Apply ▲ Globally Stocked



DESIGNATION EXPLANATION

PFR 0250 R 015 A-ST XP3225



See Full Detail on Pages 1522-1523

CONTINUED ➔

Insert Grade	P	M	K	N	S	H
	Steel	Stainless Steel	Cast Iron	Non-Ferrous	HRSA	Hardened Steel
XC4505				⊙		
XP3225	⊙	⊙	○	⊙	⊙	○
XP3310	○	○	⊙			⊙

XP3225 best recommended when L/D ≥ 5.

XP3310 best recommended for interrupted cutting.

XP3225 best recommended for aluminum applications.

XP4505 best recommended for graphite & CFRP applications.

○ Good ⊙ Best







PACKED

1 PIECE


List 78PFR (Continued)

OSG PHOENIX[®] PFR INSERTS

Multi-Purpose



Strengthened Edge



Diamond Coated

EDP Number	Designation	Specification	Number of Cutting Edges	Insert Size					Grade	
				D (mm)	R (mm)	T (mm)	Lc (mm)	L (mm)		
7820350	●	PFR060R03-ST	Multi-Purpose	2	6.00	0.30	2.00	2.00	5.00	XP3225
7820351	●	PFR060R05-ST	Multi-Purpose	2	6.00	0.50	2.00	2.00	5.00	XP3225
7820352	●	PFR060R10-ST	Multi-Purpose	2	6.00	1.00	2.00	2.00	5.00	XP3225
7820353	●	PFR070R03-ST	Multi-Purpose	2	7.00	0.30	2.00	2.00	5.50	XP3225
7820354	●	PFR070R05-ST	Multi-Purpose	2	7.00	0.50	2.00	2.00	5.50	XP3225
7820355	●	PFR070R10-ST	Multi-Purpose	2	7.00	1.00	2.00	2.00	5.50	XP3225
7820200	●	PFR080R03-ST	Multi-Purpose	2	8.00	0.30	2.40	2.70	7.00	XP3225
7820201	●	PFR080R05-ST	Multi-Purpose	2	8.00	0.50	2.40	2.70	7.00	XP3225
7820202	●	PFR080R10-ST	Multi-Purpose	2	8.00	1.00	2.40	2.70	7.00	XP3225
7820203	●	PFR080R20-ST	Multi-Purpose	2	8.00	2.00	2.40	2.70	7.00	XP3225
7820204	●	PFR100R03-ST	Multi-Purpose	2	10.00	0.30	2.60	3.30	8.50	XP3225
7820205	●	PFR100R05-ST	Multi-Purpose	2	10.00	0.50	2.60	3.30	8.50	XP3225
7820206	●	PFR100R10-ST	Multi-Purpose	2	10.00	1.00	2.60	3.30	8.50	XP3225
7820207	●	PFR100R20-ST	Multi-Purpose	2	10.00	2.00	2.60	3.30	8.50	XP3225
7820356	●	PFR110R03-ST	Multi-Purpose	2	11.00	0.30	2.60	3.30	8.50	XP3225
7820357	●	PFR110R05-ST	Multi-Purpose	2	11.00	0.50	2.60	3.30	8.50	XP3225
7820358	●	PFR110R10-ST	Multi-Purpose	2	11.00	1.00	2.60	3.30	8.50	XP3225
7820359	●	PFR110R20-ST	Multi-Purpose	2	11.00	2.00	2.60	3.30	8.50	XP3225
7820208	●	PFR120R03-ST	Multi-Purpose	2	12.00	0.30	3.00	4.00	10.00	XP3225
7820209	●	PFR120R05-ST	Multi-Purpose	2	12.00	0.50	3.00	4.00	10.00	XP3225
7820210	●	PFR120R10-ST	Multi-Purpose	2	12.00	1.00	3.00	4.00	10.00	XP3225
7820211	●	PFR120R20-ST	Multi-Purpose	2	12.00	2.00	3.00	4.00	10.00	XP3225
7820212	●	PFR120R30-ST	Multi-Purpose	2	12.00	3.00	3.00	4.00	10.00	XP3225
7820360	●	PFR130R03-ST	Multi-Purpose	2	13.00	0.30	3.00	4.00	10.00	XP3225
7820361	●	PFR130R05-ST	Multi-Purpose	2	13.00	0.50	3.00	4.00	10.00	XP3225
7820362	●	PFR130R10-ST	Multi-Purpose	2	13.00	1.00	3.00	4.00	10.00	XP3225
7820363	●	PFR130R20-ST	Multi-Purpose	2	13.00	2.00	3.00	4.00	10.00	XP3225
7820213	●	PFR160R03-ST	Multi-Purpose	2	16.00	0.30	4.00	5.30	12.00	XP3225
7820214	●	PFR160R05-ST	Multi-Purpose	2	16.00	0.50	4.00	5.30	12.00	XP3225
7820215	●	PFR160R10-ST	Multi-Purpose	2	16.00	1.00	4.00	5.30	12.00	XP3225
7820216	●	PFR160R20-ST	Multi-Purpose	2	16.00	2.00	4.00	5.30	12.00	XP3225
7820217	●	PFR160R30-ST	Multi-Purpose	2	16.00	3.00	4.00	5.30	12.00	XP3225
7820364	●	PFR170R03-ST	Multi-Purpose	2	17.00	0.30	4.00	5.30	12.00	XP3225
7820365	●	PFR170R05-ST	Multi-Purpose	2	17.00	0.50	4.00	5.30	12.00	XP3225
7820366	●	PFR170R10-ST	Multi-Purpose	2	17.00	1.00	4.00	5.30	12.00	XP3225
7820367	●	PFR170R20-ST	Multi-Purpose	2	17.00	2.00	4.00	5.30	12.00	XP3225
7820218	●	PFR200R03-ST	Multi-Purpose	2	20.00	0.30	5.00	6.70	15.00	XP3225
7820219	●	PFR200R05-ST	Multi-Purpose	2	20.00	0.50	5.00	6.70	15.00	XP3225
7820220	●	PFR200R10-ST	Multi-Purpose	2	20.00	1.00	5.00	6.70	15.00	XP3225
7820221	●	PFR200R20-ST	Multi-Purpose	2	20.00	2.00	5.00	6.70	15.00	XP3225
7820222	●	PFR200R30-ST	Multi-Purpose	2	20.00	3.00	5.00	6.70	15.00	XP3225
7820368	●	PFR210R03-ST	Multi-Purpose	2	21.00	0.30	5.00	6.70	15.00	XP3225
7820369	●	PFR210R05-ST	Multi-Purpose	2	21.00	0.50	5.00	6.70	15.00	XP3225
7820370	●	PFR210R10-ST	Multi-Purpose	2	21.00	1.00	5.00	6.70	15.00	XP3225
7820371	●	PFR210R20-ST	Multi-Purpose	2	21.00	2.00	5.00	6.70	15.00	XP3225
7820223	●	PFR250R03-ST	Multi-Purpose	2	25.00	0.30	6.00	8.30	18.50	XP3225
7820224	●	PFR250R05-ST	Multi-Purpose	2	25.00	0.50	6.00	8.30	18.50	XP3225
7820225	●	PFR250R10-ST	Multi-Purpose	2	25.00	1.00	6.00	8.30	18.50	XP3225
7820226	●	PFR250R20-ST	Multi-Purpose	2	25.00	2.00	6.00	8.30	18.50	XP3225
7820227	●	PFR250R30-ST	Multi-Purpose	2	25.00	3.00	6.00	8.30	18.50	XP3225
7820372	●	PFR260R03-ST	Multi-Purpose	2	26.00	0.30	6.00	8.30	18.50	XP3225

● Stocked ○ Available Upon Request; MOQ May Apply ▲ Globally Stocked





List 78PFR (Continued)

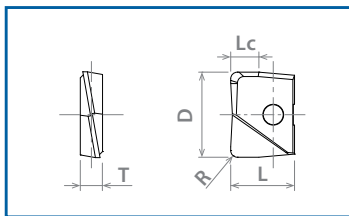
OSG PHOENIX® PFR INSERTS

PACKED
1 PIECE

EDP Number	Designation	Specification	Number of Cutting Edges	Insert Size					Grade
				D (mm)	R (mm)	T (mm)	Lc (mm)	L (mm)	
7820373	● PFR260R05-ST	Multi-Purpose	2	26.00	0.50	6.00	8.30	18.50	XP3225
7820374	● PFR260R10-ST	Multi-Purpose	2	26.00	1.00	6.00	8.30	18.50	XP3225
7820375	● PFR260R20-ST	Multi-Purpose	2	26.00	2.00	6.00	8.30	18.50	XP3225
7820228	● PFR300R03-ST	Multi-Purpose	2	30.00	0.30	7.00	10.00	22.50	XP3225
7820229	● PFR300R05-ST	Multi-Purpose	2	30.00	0.50	7.00	10.00	22.50	XP3225
7820230	● PFR300R10-ST	Multi-Purpose	2	30.00	1.00	7.00	10.00	22.50	XP3225
7820231	● PFR300R20-ST	Multi-Purpose	2	30.00	2.00	7.00	10.00	22.50	XP3225
7820232	● PFR300R30-ST	Multi-Purpose	2	30.00	3.00	7.00	10.00	22.50	XP3225
7820233	● PFR320R03-ST	Multi-Purpose	2	32.00	0.30	7.00	10.30	23.50	XP3225
7820234	● PFR320R05-ST	Multi-Purpose	2	32.00	0.50	7.00	10.30	23.50	XP3225
7820235	● PFR320R10-ST	Multi-Purpose	2	32.00	1.00	7.00	10.30	23.50	XP3225
7820236	● PFR320R20-ST	Multi-Purpose	2	32.00	2.00	7.00	10.30	23.50	XP3225
7820237	● PFR320R30-ST	Multi-Purpose	2	32.00	3.00	7.00	10.30	23.50	XP3225
7820400	● PFR060R03-SH	Strengthened Edge	2	6.00	0.30	2.00	2.00	5.00	XP3310
7820401	● PFR060R05-SH	Strengthened Edge	2	6.00	0.50	2.00	2.00	5.00	XP3310
7820402	● PFR060R10-SH	Strengthened Edge	2	6.00	1.00	2.00	2.00	5.00	XP3310
7820403	● PFR070R03-SH	Strengthened Edge	2	7.00	0.30	2.00	2.00	5.50	XP3310
7820404	● PFR070R05-SH	Strengthened Edge	2	7.00	0.50	2.00	2.00	5.50	XP3310
7820405	● PFR070R10-SH	Strengthened Edge	2	7.00	1.00	2.00	2.00	5.50	XP3310
7820250	● PFR080R03-SH	Strengthened Edge	2	8.00	0.30	2.40	2.70	7.00	XP3310
7820251	● PFR080R05-SH	Strengthened Edge	2	8.00	0.50	2.40	2.70	7.00	XP3310
7820252	● PFR080R10-SH	Strengthened Edge	2	8.00	1.00	2.40	2.70	7.00	XP3310
7820253	● PFR080R20-SH	Strengthened Edge	2	8.00	2.00	2.40	2.70	7.00	XP3310
7820254	● PFR100R03-SH	Strengthened Edge	2	10.00	0.30	2.60	3.30	8.50	XP3310
7820255	● PFR100R05-SH	Strengthened Edge	2	10.00	0.50	2.60	3.30	8.50	XP3310
7820256	● PFR100R10-SH	Strengthened Edge	2	10.00	1.00	2.60	3.30	8.50	XP3310

● Stocked ○ Available Upon Request; MOQ May Apply ▲ Globally Stocked

PXI



DESIGNATION EXPLANATION

PFR 0250 R 015 A-ST XP3225



See Full Detail on Pages 1522-1523

CONTINUED ➔

Insert Grade	P	M	K	N	S	H
	Steel	Stainless Steel	Cast Iron	Non-Ferrous	HRSA	Hardened Steel
XC4505						
XP3225	⊙	⊙	○	⊙	⊙	○
XP3310	○	○	⊙			⊙

XP3225 best recommended when L/D ≥ 5.

XP3310 best recommended for interrupted cutting.

XP3225 best recommended for aluminum applications.

XP4505 best recommended for graphite & CFRP applications.

○ Good ⊙ Best







PACKED
1 PIECE

List 78PFR (Continued)


OSG PHOENIX® PFR INSERTS



Multi-Purpose



Strengthened Edge



Diamond Coated

EDP Number	Designation	Specification	Number of Cutting Edges	Insert Size					Grade
				D (mm)	R (mm)	T (mm)	Lc (mm)	L (mm)	
7820257	PFR100R20-SH	Strengthened Edge	2	10.00	2.00	2.60	3.30	8.50	XP3310
7820406	PFR110R03-SH	Strengthened Edge	2	11.00	0.30	2.60	3.30	8.50	XP3310
7820407	PFR110R05-SH	Strengthened Edge	2	11.00	0.50	2.60	3.30	8.50	XP3310
7820408	PFR110R10-SH	Strengthened Edge	2	11.00	1.00	2.60	3.30	8.50	XP3310
7820409	PFR110R20-SH	Strengthened Edge	2	11.00	2.00	2.60	3.30	8.50	XP3310
7820258	PFR120R03-SH	Strengthened Edge	2	12.00	0.30	3.00	4.00	10.00	XP3310
7820259	PFR120R05-SH	Strengthened Edge	2	12.00	0.50	3.00	4.00	10.00	XP3310
7820260	PFR120R10-SH	Strengthened Edge	2	12.00	1.00	3.00	4.00	10.00	XP3310
7820261	PFR120R20-SH	Strengthened Edge	2	12.00	2.00	3.00	4.00	10.00	XP3310
7820262	PFR120R30-SH	Strengthened Edge	2	12.00	3.00	3.00	4.00	10.00	XP3310
7820410	PFR130R03-SH	Strengthened Edge	2	13.00	0.30	3.00	4.00	10.00	XP3310
7820411	PFR130R05-SH	Strengthened Edge	2	13.00	0.50	3.00	4.00	10.00	XP3310
7820412	PFR130R10-SH	Strengthened Edge	2	13.00	1.00	3.00	4.00	10.00	XP3310
7820413	PFR130R20-SH	Strengthened Edge	2	13.00	2.00	3.00	4.00	10.00	XP3310
7820263	PFR160R03-SH	Strengthened Edge	2	16.00	0.30	4.00	5.30	12.00	XP3310
7820264	PFR160R05-SH	Strengthened Edge	2	16.00	0.50	4.00	5.30	12.00	XP3310
7820265	PFR160R10-SH	Strengthened Edge	2	16.00	1.00	4.00	5.30	12.00	XP3310
7820266	PFR160R20-SH	Strengthened Edge	2	16.00	2.00	4.00	5.30	12.00	XP3310
7820267	PFR160R30-SH	Strengthened Edge	2	16.00	3.00	4.00	5.30	12.00	XP3310
7820414	PFR170R03-SH	Strengthened Edge	2	17.00	0.30	4.00	5.30	12.00	XP3310
7820415	PFR170R05-SH	Strengthened Edge	2	17.00	0.50	4.00	5.30	12.00	XP3310
7820416	PFR170R10-SH	Strengthened Edge	2	17.00	1.00	4.00	5.30	12.00	XP3310
7820417	PFR170R20-SH	Strengthened Edge	2	17.00	2.00	4.00	5.30	12.00	XP3310
7820268	PFR200R03-SH	Strengthened Edge	2	20.00	0.30	5.00	6.70	15.00	XP3310
7820269	PFR200R05-SH	Strengthened Edge	2	20.00	0.50	5.00	6.70	15.00	XP3310
7820270	PFR200R10-SH	Strengthened Edge	2	20.00	1.00	5.00	6.70	15.00	XP3310
7820271	PFR200R20-SH	Strengthened Edge	2	20.00	2.00	5.00	6.70	15.00	XP3310
7820272	PFR200R30-SH	Strengthened Edge	2	20.00	3.00	5.00	6.70	15.00	XP3310
7820418	PFR210R03-SH	Strengthened Edge	2	21.00	0.30	5.00	6.70	15.00	XP3310
7820419	PFR210R05-SH	Strengthened Edge	2	21.00	0.50	5.00	6.70	15.00	XP3310
7820420	PFR210R10-SH	Strengthened Edge	2	21.00	1.00	5.00	6.70	15.00	XP3310
7820421	PFR210R20-SH	Strengthened Edge	2	21.00	2.00	5.00	6.70	15.00	XP3310
7820273	PFR250R03-SH	Strengthened Edge	2	25.00	0.30	6.00	8.30	18.50	XP3310
7820274	PFR250R05-SH	Strengthened Edge	2	25.00	0.50	6.00	8.30	18.50	XP3310
7820275	PFR250R10-SH	Strengthened Edge	2	25.00	1.00	6.00	8.30	18.50	XP3310
7820276	PFR250R20-SH	Strengthened Edge	2	25.00	2.00	6.00	8.30	18.50	XP3310
7820277	PFR250R30-SH	Strengthened Edge	2	25.00	3.00	6.00	8.30	18.50	XP3310
7820422	PFR260R03-SH	Strengthened Edge	2	26.00	0.30	6.00	8.30	18.50	XP3310
7820423	PFR260R05-SH	Strengthened Edge	2	26.00	0.50	6.00	8.30	18.50	XP3310
7820424	PFR260R10-SH	Strengthened Edge	2	26.00	1.00	6.00	8.30	18.50	XP3310
7820425	PFR260R20-SH	Strengthened Edge	2	26.00	2.00	6.00	8.30	18.50	XP3310
7820278	PFR300R03-SH	Strengthened Edge	2	30.00	0.30	7.00	10.00	22.50	XP3310
7820279	PFR300R05-SH	Strengthened Edge	2	30.00	0.50	7.00	10.00	22.50	XP3310
7820280	PFR300R10-SH	Strengthened Edge	2	30.00	1.00	7.00	10.00	22.50	XP3310
7820281	PFR300R20-SH	Strengthened Edge	2	30.00	2.00	7.00	10.00	22.50	XP3310
7820282	PFR300R30-SH	Strengthened Edge	2	30.00	3.00	7.00	10.00	22.50	XP3310
7820283	PFR320R03-SH	Strengthened Edge	2	32.00	0.30	7.00	10.30	23.50	XP3310
7820284	PFR320R05-SH	Strengthened Edge	2	32.00	0.50	7.00	10.30	23.50	XP3310
7820285	PFR320R10-SH	Strengthened Edge	2	32.00	1.00	7.00	10.30	23.50	XP3310
7820286	PFR320R20-SH	Strengthened Edge	2	32.00	2.00	7.00	10.30	23.50	XP3310
7820287	PFR320R30-SH	Strengthened Edge	2	32.00	3.00	7.00	10.30	23.50	XP3310

● Stocked ○ Available Upon Request; MOQ May Apply ▲ Globally Stocked



ABOUT OSG

DRILLING

THREADING

MILLING

HOLDERS

INDEX





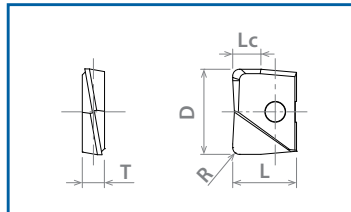
List 78PFR (Continued)

OSG PHOENIX® PFR INSERTS

PACKED
1 PIECE

EDP Number	Designation	Specification	Number of Cutting Edges	Insert Size					Grade
				D (mm)	R (mm)	T (mm)	Lc (mm)	L (mm)	
7820450	● PFR060R03-D	Diamond Coated	2	6.00	0.30	2.00	2.00	5.00	XC4505
7820451	● PFR060R05-D	Diamond Coated	2	6.00	0.50	2.00	2.00	5.00	XC4505
7820452	● PFR060R10-D	Diamond Coated	2	6.00	1.00	2.00	2.00	5.00	XC4505
7820300	● PFR080R03-D	Diamond Coated	2	8.00	0.30	2.40	2.70	7.00	XC4505
7820301	● PFR080R05-D	Diamond Coated	2	8.00	0.50	2.40	2.70	7.00	XC4505
7820302	● PFR080R10-D	Diamond Coated	2	8.00	1.00	2.40	2.70	7.00	XC4505
7820303	● PFR100R03-D	Diamond Coated	2	10.00	0.30	2.60	3.30	8.50	XC4505
7820304	● PFR100R05-D	Diamond Coated	2	10.00	0.50	2.60	3.30	8.50	XC4505
7820305	● PFR100R10-D	Diamond Coated	2	10.00	1.00	2.60	3.30	8.50	XC4505
7820306	● PFR120R03-D	Diamond Coated	2	12.00	0.30	3.00	4.00	10.00	XC4505
7820307	● PFR120R05-D	Diamond Coated	2	12.00	0.50	3.00	4.00	10.00	XC4505
7820308	● PFR120R10-D	Diamond Coated	2	12.00	1.00	3.00	4.00	10.00	XC4505
7820309	● PFR160R03-D	Diamond Coated	2	16.00	0.30	4.00	5.30	12.00	XC4505
7820310	● PFR160R05-D	Diamond Coated	2	16.00	0.50	4.00	5.30	12.00	XC4505
7820311	● PFR160R10-D	Diamond Coated	2	16.00	1.00	4.00	5.30	12.00	XC4505
7820312	● PFR200R03-D	Diamond Coated	2	20.00	0.30	5.00	6.70	15.00	XC4505
7820313	● PFR200R05-D	Diamond Coated	2	20.00	0.50	5.00	6.70	15.00	XC4505
7820314	● PFR200R10-D	Diamond Coated	2	20.00	1.00	5.00	6.70	15.00	XC4505

● Stocked ○ Available Upon Request; MOQ May Apply ▲ Globally Stocked



DESIGNATION EXPLANATION

PFR 0250 R 015 A-ST XP3225



See Full Detail on Pages 1522-1523

Insert Grade	P	M	K	N	S	H
	Steel	Stainless Steel	Cast Iron	Non-Ferrous	HRSA	Hardened Steel
XC4505						
XP3225	○	○	○	○	○	○
XP3310	○	○	○	○	○	○

XP3225 best recommended when L/D ≥ 5.
 XP3310 best recommended for interrupted cutting.
 XP3225 best recommended for aluminum applications.
 XP4505 best recommended for graphite & CFRP applications.

○ Good ○ Best





List 7808H

PACKED	PACKED
1 PIECE	10 PIECE

OSG PHOENIX[®] PFR ACCESSORIES

ABOUT OSG



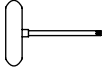
DRILLING

THREADING

MILLING

HOLDERS

INDEX

Appearance	EDP No.		Designation	Applicable Cutter		Recommended Tightening Torque
				Inch	mm	
 Clamping Screw	7808124	●	FS20652RB (Torx 6)	PFR SA Ø0.250	PFR SS Ø6-7	0.4 Nm
	7808123	●	FS25669RB (Torx 7)	-	PFR SS Ø8	1.0 Nm
	7808117	●	FS30686RB (Torx 8)	PFR SA/ASF Ø0.375	PFR SS/SF Ø10	1.2 Nm
	7808118	●	FS35610RB (Torx 10)	PFR SA/ASF Ø0.500	PFR SS/SF Ø12	2.0 Nm
	7808119	●	FS40613RB (Torx 15)	PFR SA/ASF Ø0.625	PFR SS/SF Ø16	3.0 Nm
	7808120	●	FS50615RB (Torx 20)	PFR SA/ASF Ø0.750	PFR SS/SF Ø20	5.0 Nm
	7808121	●	FS60620RB (Torx 20)	PFR SA/ASF Ø1.000	PFR SS/SF Ø25	5.0 Nm
	7808122	●	FS80624RB (Torx 30)	PFR SA Ø1.250	PFR SS/SF Ø30-32	6.0 Nm
 Wrench	7808203	●	T6-D (Torx 6)	PFR SA Ø0.250	PFR SS Ø6-7	-
	7808204	●	T7-D (Torx 7)	-	PFR SS Ø8	-
	7808205	●	T8-D (Torx 8)	PFR SA/ASF Ø0.375	PFR SS/SF Ø10	-
	7808207	●	T10-D (Torx 10)	PFR SA/ASF Ø0.500	PFR SS/SF Ø12	-
	7808208	●	T15-D (Torx 15)	PFR SA/ASF Ø0.625	PFR SS/SF Ø16	-
	7808209	●	T20-D (Torx 20)	PFR SA/ASF Ø0.750-1.000	PFR SS/SF Ø20-25	-
 T-Handle Wrench	7808212	●	T30-T (Torx 30)	PFR SA Ø1.250	PFR SS/SF Ø30-32	-

● Stocked ○ Available Upon Request; MOQ May Apply ▲ Globally Stocked

Note: Wrench sold separately

Packed: Clamping Screws = 1 pc.; T-Handle Wrench = 1 pc.; Wrench = 1 pc.






List 52601

OSG PHOENIX® PSE ASF, Screw Fit Head



SPEED FEED	INSERTS	ARBORS	ACCS.	STEEL	PACKED
1529	1213-1215	1295-1298	1216		1 PIECE



EDP Number	Designation	Diameter	Number of Flutes	Pilot Diameter	Thread Size	Flange Diameter	Overall Length	Spanner Wrench	Applicable Insert
		D (Inch)		Da (Inch)	Dg (Inch)	D2 (Inch)	L (Inch)		
52601007	○ PSE07R038ASF6-2	0.375	2	0.256	M6	0.354	1.024	7	ZDKT07
52601008	○ PSE07R050ASF6-3	0.500	3	0.256	M6	0.433	1.024	7	ZDKT07
52601000	● PSE11R063ASF8-2	0.625	2	0.335	M8	0.571	1.063	10	ZD_T11
52601009	○ PSE07R063ASF8-4	0.625	4	0.335	M8	0.571	1.063	10	ZDKT07
52601001	● PSE11R075ASF10-3	0.750	3	0.413	M10	0.709	1.299	14	ZD_T11
52601010	○ PSE07R075ASF10-4	0.750	4	0.413	M10	0.709	1.299	14	ZDKT07
52601004	● PSE15R100ASF12-2	1.000	2	0.492	M12	0.905	1.378	17	ZDKT15
52601002	● PSE11R100ASF12-3	1.000	3	0.492	M12	0.905	1.378	17	ZD_T11
52601011	○ PSE07R100ASF12-5	1.000	5	0.492	M12	0.905	1.378	17	ZDKT07
52601003	● PSE11R125ASF16-3	1.250	3	0.669	M16	1.102	1.575	22	ZD_T11
52601005	● PSE15R125ASF16-3	1.250	3	0.669	M16	1.102	1.575	22	ZDKT15
52601012	○ PSE07R125ASF16-6	1.250	6	0.669	M16	1.102	1.575	22	ZDKT07
52601006	● PSE15R150ASF16-4	1.500	4	0.669	M16	1.102	1.575	22	ZDKT15

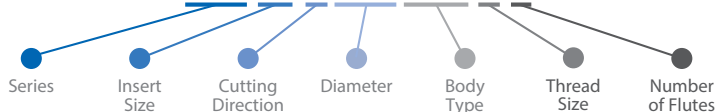
● Stocked ○ Available Upon Request; MOQ May Apply ▲ Globally Stocked

Note: When using an insert with a corner radius of R2 or greater, the corner of the cutter body must be corrected. The body corner radius should equal insert radius minus one (example: if insert radius is R3, body radius should be R2).



DESIGNATION EXPLANATION

PSE 11 R 063 ASF 8-2



See Full Detail on Page 1524

P	M	K	N	S	H
Steel	Stainless Steel	Cast Iron	Non-Ferrous	HRSA	Hardened Steel
○	○	○	○	○	○

Material recommendation based on inserts compatible with this tool body.

○ Good ○ Best





List 78016



SPEED FEED
1529

INSERTS
1213-1215


ARBORS
1295-1298

ACCS.
1216

STEEL

PACKED
1 PIECE

OSG PHOENIX[®] PSE SF, Screw Fit Head



EDP Number	Designation	Diameter		Number of Flutes	Pilot Diameter		Thread Size		Flange Diameter		Overall Length		Spanner Wrench	Applicable Insert
		D (mm)			Da (mm)	Dg (mm)	D2 (mm)	L (mm)						
7803822	▲ PSE07R010SF6-2	10.00		2	6.50	M6	9.00	26.00		7	ZDKT07			
7803823	▲ PSE07R012SF6-3	12.00		3	6.50	M6	11.00	26.00		7	ZDKT07			
7801600	▲ PSE11R016SF8-2	16.00		2	8.50	M8	14.50	27.00		10	ZD_T11			
7803824	▲ PSE07R016SF8-4	16.00		4	8.50	M8	14.50	27.00		10	ZDKT07			
7801612	▲ PSE11R017SF8-2	17.00		2	8.50	M8	14.50	27.00		10	ZD_T11			
7801613	▲ PSE11R018SF8-2	18.00		2	8.50	M8	14.50	27.00		10	ZD_T11			
7801601	▲ PSE11R020SF10-3	20.00		3	10.50	M10	18.00	33.00		14	ZD_T11			
7803825	▲ PSE07R020SF10-4	20.00		4	10.50	M10	18.00	33.00		14	ZDKT07			
7801614	▲ PSE11R021SF10-3	21.00		3	10.50	M10	18.00	33.00		14	ZD_T11			
7801615	▲ PSE11R022SF10-3	22.00		3	10.50	M10	18.00	33.00		14	ZD_T11			
7801607	▲ PSE15R025SF12-2	25.00		2	12.50	M12	23.00	35.00		17	ZDKT15			
7801602	▲ PSE11R025SF12-4	25.00		4	12.50	M12	23.00	35.00		17	ZD_T11			
7803826	▲ PSE07R025SF12-5	25.00		5	12.50	M12	23.00	35.00		17	ZDKT07			
7801618	▲ PSE15R026SF12-2	26.00		2	12.50	M12	23.00	35.00		17	ZDKT15			
7801616	▲ PSE11R026SF12-3	26.00		3	12.50	M12	23.00	35.00		17	ZD_T11			
7801608	▲ PSE15R028SF12-2	28.00		2	12.50	M12	23.00	35.00		17	ZDKT15			
7801603	▲ PSE11R028SF12-4	28.00		4	12.50	M12	23.00	35.00		17	ZD_T11			
7801609	▲ PSE15R032SF16-3	32.00		3	17.00	M16	28.00	40.00		22	ZDKT15			
7801604	▲ PSE11R032SF16-5	32.00		5	17.00	M16	28.00	40.00		22	ZD_T11			
7803827	▲ PSE07R032SF17-6	32.00		6	17.00	M16	28.00	35.00		22	ZDKT07			
7801617	▲ PSE11R033SF16-3	33.00		3	17.00	M16	28.00	40.00		22	ZD_T11			
7801619	▲ PSE15R033SF16-3	33.00		3	17.00	M16	28.00	40.00		22	ZDKT15			
7801610	▲ PSE15R035SF16-3	35.00		3	17.00	M16	28.00	40.00		22	ZDKT15			
7801605	▲ PSE11R035SF16-5	35.00		5	17.00	M16	28.00	40.00		22	ZD_T11			
7801611	▲ PSE15R040SF16-4	40.00		4	17.00	M16	28.00	40.00		22	ZDKT15			
7801606	▲ PSE11R040SF16-6	40.00		6	17.00	M16	28.00	40.00		22	ZD_T11			

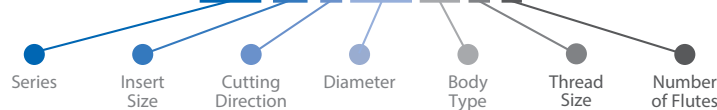
● Stocked ○ Available Upon Request; MOQ May Apply ▲ Globally Stocked

Note: When using an insert with a corner radius of R2 or greater, the corner of the cutter body must be corrected. The body corner radius should equal insert radius minus one (example: if insert radius is R3, body radius should be R2).



DESIGNATION EXPLANATION

PSE 11 R 016 SF 8-2



See Full Detail on Page 1524

P	M	K	N	S	H
Steel	Stainless Steel	Cast Iron	Non-Ferrous	HRSA	Hardened Steel
○	○	○	○	○	○

Material recommendation based on inserts compatible with this tool body.

○ Good ○ Best



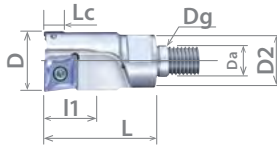


List 52606

OSG PHOENIX® PMD ASF, Screw Fit Head



SPEED FEED 1532-1533	INSERTS 1233-1236	ARBORS 1295-1298	ACCS. 1237	STEEL	2 FLUTE	PACKED 1 PIECE
--------------------------------	-----------------------------	----------------------------	----------------------	--------------	----------------	--------------------------



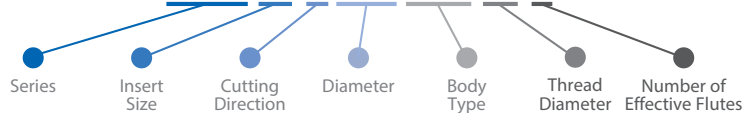
EDP Number	Designation	Dia.	Number of Effective Flutes	Pilot Dia.	Thread Size	Flange Dia.	Length of Cut	Drilling Depth	Overall Length	Spanner Wrench	Center Insert	Peripheral Insert
		D (Inch)		Da (Inch)	Dg (mm)	D2 (Inch)	Lc (Inch)	I1 (Inch)	L (Inch)			
52606001	▲ PMD11R100ASF12-1	1.000	1	0.492	M12	0.905	0.394	1.000	1.890	17	ZPNT13	ZDKT11
52606002	▲ PMD11R125ASF16-1	1.250	1	0.669	M16	1.102	0.394	1.250	2.087	22	ZPNT17	ZDKT11

● Stocked ○ Available Upon Request; MOQ May Apply ▲ Globally Stocked



DESIGNATION EXPLANATION

PMD 11 R 100 ASF 12-1



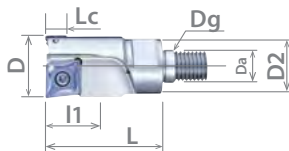
See Full Detail on Page 1524

List 78334

OSG PHOENIX® PMD SF, Screw Fit Head



SPEED FEED 1532-1533	INSERTS 1233-1236	ARBORS 1295-1298	ACCS. 1237	STEEL	2 FLUTE	PACKED 1 PIECE
--------------------------------	-----------------------------	----------------------------	----------------------	--------------	----------------	--------------------------



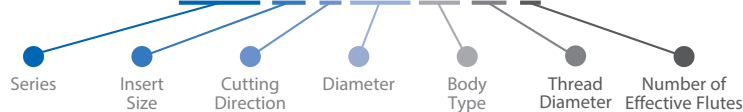
EDP Number	Designation	Dia.	Number of Effective Flutes	Pilot Dia.	Thread Size	Flange Dia.	Length of Cut	Drilling Depth	Overall Length	Spanner Wrench	Center Insert	Peripheral Insert
		D (mm)		Da (mm)	Dg (mm)	D2 (mm)	Lc (mm)	I1 (mm)	L (mm)			
7803416	▲ PMD11R020SF10-1	20.00	1	10.50	M10	18.00	10.00	20.00	48.00	14	ZPNT10	ZDKT11
7803417	▲ PMD11R025SF12-1	25.00	1	12.50	M12	23.00	10.00	25.00	48.00	17	ZPNT13	ZDKT11
7803418	▲ PMD11R032SF16-1	32.00	1	17.00	M16	28.00	10.00	28.00	58.00	22	ZPNT17	ZDKT11

● Stocked ○ Available Upon Request; MOQ May Apply ▲ Globally Stocked



DESIGNATION EXPLANATION

PMD 11 R 020 SF 10-1



See Full Detail on Page 1524

P	M	K	N	S	H
Steel	Stainless Steel	Cast Iron	Non-Ferrous	HRSA	Hardened Steel
○	⊗	⊗	⊗	⊗	⊗

Material recommendation based on inserts compatible with this tool body.

○ Good ⊗ Best





List 52603

OSG PHOENIX[®] PHC ASF

SPEED FEED
1534-1535

INSERTS
1246


ARBORS
1295-1298

ACCS.
1247

STEEL



PACKED
1 PIECE



EDP Number	Designation	Diameter		Number of Flutes	Pilot Diameter		Thread Size		Flange Diameter		Overall Length		Spanner Wrench	Applicable Insert
		D (Inch)	D1 (Inch)		Da (Inch)	Dg (Inch)	D2 (Inch)	L (Inch)						
52603004	● PHC07R063ASF8-2	0.625	0.286	2	0.334	M8	0.571	1.063	10.00	SPMT07				
52603005	● PHC07R075ASF10-3	0.750	0.411	3	0.413	M10	0.709	1.300	14.00	SPMT07				
52603000	● PHC09R100ASF12-2	1.000	0.535	2	0.492	M12	0.905	1.378	17.00	SDMT09				
52603006	● PHC07R100ASF12-4	1.000	0.661	4	0.492	M12	0.905	1.378	17.00	SPMT07				
52603001	● PHC09R125ASF16-3	1.250	0.785	3	0.669	M16	1.102	1.575	22.00	SDMT09				
52603002	● PHC12R125ASF16-2	1.250	0.596	2	0.669	M16	1.102	1.575	22.00	SXMT12				
52603007	● PHC07R125ASF16-5	1.250	0.911	5	0.669	M16	1.102	1.575	22.00	SPMT07				
52603003	● PHC12R150ASF16-3	1.500	0.846	3	0.669	M16	1.102	1.575	22.00	SXMT12				

● Stocked ○ Available Upon Request; MOQ May Apply ▲ Globally Stocked



DESIGNATION EXPLANATION

PHC 07 R 063 ASF 8-3



See Full Detail on Page 1524

P	M	K	N	S	H
Steel	Stainless Steel	Cast Iron	Non-Ferrous	HRSA	Hardened Steel
○	○	○		○	○

Material recommendation based on inserts compatible with this tool body.

○ Good ○ Best




List 78015

OSG PHOENIX® PHC SF



SPEED FEED 1534-1535	INSERTS 1246	ARBORS 1295-1298	ACCS. 1247	STEEL	PACKED 1 PIECE
--------------------------------	------------------------	----------------------------	----------------------	--------------	--------------------------



EDP Number	Designation	Diameter		Number of Flutes	Pilot Diameter		Thread Size		Overall Length		Spanner Wrench	Applicable Insert
		D (mm)	D1 (mm)		Da (mm)	Dg (mm)	D2 (mm)	L (mm)				
7801520	▲ PHC07R016SF8-2	16.00	7.40	2	8.50	M8	14.50	27.00	10	SPMT07		
7801521	▲ PHC07R017SF8-2	17.00	8.40	2	8.50	M8	14.50	27.00	10	SPMT07		
7801522	▲ PHC07R018SF8-2	18.00	9.40	2	8.50	M8	14.50	27.00	10	SPMT07		
7801523	▲ PHC07R020SF10-3	20.00	11.40	3	10.50	M10	18.00	33.00	14	SPMT07		
7801524	▲ PHC07R021SF10-3	21.00	12.40	3	10.50	M10	18.00	33.00	14	SPMT07		
7801525	▲ PHC07R022SF10-3	22.00	13.40	3	10.50	M10	18.00	33.00	14	SPMT07		
7801500	▲ PHC09R025SF12-3	25.00	13.20	3	12.50	M12	23.00	35.00	17	SDMT09		
7801526	▲ PHC07R025SF12-4	25.00	16.40	4	12.50	M12	23.00	35.00	17	SPMT07		
7801510	▲ PHC09R026SF12-3	26.00	14.20	3	12.50	M12	23.00	35.00	17	SDMT09		
7801527	▲ PHC07R026SF12-4	26.00	17.40	4	12.50	M12	23.00	35.00	17	SPMT07		
7801501	▲ PHC09R028SF12-3	28.00	16.20	3	12.50	M12	23.00	35.00	17	SDMT09		
7801528	▲ PHC07R028SF12-4	28.00	19.40	4	12.50	M12	23.00	35.00	17	SPMT07		
7801502	▲ PHC09R030SF16-3	30.00	18.20	3	17.00	M16	28.00	40.00	22	SDMT09		
7801506	▲ PHC12R030SF16-2	30.00	13.40	2	17.00	M16	28.00	40.00	22	SXMT12		
7801529	▲ PHC07R030SF16-4	30.00	21.40	4	17.00	M16	28.00	40.00	22	SPMT07		
7801503	▲ PHC09R032SF16-3	32.00	20.20	3	17.00	M16	28.00	40.00	22	SDMT09		
7801507	▲ PHC12R032SF16-2	32.00	15.40	2	17.00	M16	28.00	40.00	22	SXMT12		
7801530	▲ PHC07R032SF16-5	32.00	23.40	5	17.00	M16	28.00	40.00	22	SPMT07		
7801511	▲ PHC09R033SF16-3	33.00	21.20	3	17.00	M16	28.00	40.00	22	SDMT09		
7801512	▲ PCH12R033SF16-2	33.00	16.40	2	17.00	M16	28.00	40.00	22	SXMT12		
7801531	▲ PHC07R033SF16-5	33.00	24.40	5	17.00	M16	28.00	40.00	22	SPMT07		
7801504	▲ PHC09R035SF16-3	35.00	23.20	3	17.00	M16	28.00	40.00	22	SDMT09		
7801508	▲ PHC12R035SF16-3	35.00	18.40	3	17.00	M16	28.00	40.00	22	SXMT12		
7801532	▲ PHC07R035SF16-5	35.00	26.40	5	17.00	M16	28.00	40.00	22	SPMT07		
7801505	▲ PHC09R040SF16-4	40.00	28.20	4	17.00	M16	28.00	40.00	22	SDMT09		
7801509	▲ PHC12R040SF16-3	40.00	23.40	3	17.00	M16	28.00	40.00	22	SXMT12		

● Stocked ○ Available Upon Request; MOQ May Apply ▲ Globally Stocked



DESIGNATION EXPLANATION

PHC 07 R 016 SF 8-2



See Full Detail on Page 1524

P	M	K	N	S	H
Steel	Stainless Steel	Cast Iron	Non-Ferrous	HRSA	Hardened Steel
⊙	⊙	⊙		○	○

Material recommendation based on inserts compatible with this tool body.

○ Good ⊙ Best






List 52602

OSG PHOENIX[®] PRC ASF, Screw Fit Head



SPEED FEED	INSERTS	ARBORS	ACCS.	STEEL	PACKED
1536-1537	1254	1295-1298	1255		1 PIECE



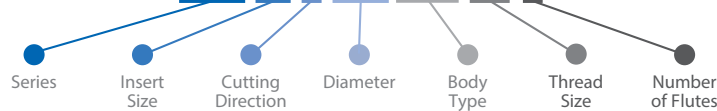
EDP Number	Designation	Diameter		Number of Flutes	Pilot Diameter	Thread Size	Flange Diameter	Overall Length	Spanner Wrench	Applicable Insert
		D (Inch)	D1 (Inch)		Da (Inch)	Dg (Inch)	D2 (Inch)	L (Inch)		
52602000	● PRC10R100ASF12-3	1.000	0.606	3	0.492	M12	0.905	1.378	17	RPH_10
52602001	● PRC10R125ASF16-4	1.250	0.856	4	0.669	M16	1.102	1.575	22	RPH_10
52602002	● PRC12R125ASF16-2	1.250	0.778	2	0.669	M16	1.102	1.575	22	RPH_12
52602003	● PRC12R150ASF16-3	1.500	1.028	3	0.669	M16	1.102	1.575	22	RPH_12
52602004	● PRC16R150ASF16-2	1.500	0.870	2	0.669	M16	1.102	1.575	22	RPH_16

● Stocked ○ Available Upon Request; MOQ May Apply ▲ Globally Stocked



DESIGNATION EXPLANATION

PRC 10 R 100 ASF 12-3




See Full Detail on Page 1524

List 78017

OSG PHOENIX[®] PRC SF, Screw Fit Head



SPEED FEED	INSERTS	ARBORS	ACCS.	STEEL	PACKED
1536-1537	1254	1295-1298	1255		1 PIECE



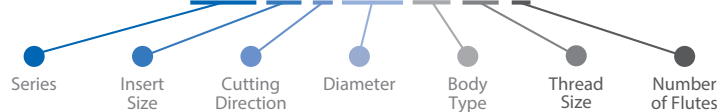
EDP Number	Designation	Diameter		Number of Flutes	Pilot Diameter	Thread Size	Flange Diameter	Overall Length	Spanner Wrench	Applicable Insert
		D (mm)	D1 (mm)		Da (mm)	Dg (mm)	D2 (mm)	L (mm)		
7801700	▲ PRC10R020SF10-2	20.00	10.00	2	10.50	M10	18.00	33.00	14	RPH_10
7801701	▲ PRC10R025SF12-3	25.00	15.00	3	12.50	M12	23.00	35.00	17	RPH_10
7801702	▲ PRC10R030SF16-3	30.00	20.00	3	17.00	M16	28.00	40.00	22	RPH_10
7801703	▲ PRC10R032SF16-4	32.00	22.00	4	17.00	M16	28.00	40.00	22	RPH_10
7801704	▲ PRC10R040SF16-4	40.00	30.00	4	17.00	M16	28.00	40.00	22	RPH_10
7801705	▲ PRC12R030SF16-2	30.00	18.00	2	17.00	M16	28.00	40.00	22	RPH_12
7801706	▲ PRC12R032SF16-3	32.00	20.00	3	17.00	M16	28.00	40.00	22	RPH_12
7801707	▲ PRC12R040SF16-3	40.00	28.00	3	17.00	M16	28.00	40.00	22	RPH_12

● Stocked ○ Available Upon Request; MOQ May Apply ▲ Globally Stocked



DESIGNATION EXPLANATION

PRC 10 R 020 SF 10-2



See Full Detail on Page 1524

P	M	K	N	S	H
Steel	Stainless Steel	Cast Iron	Non-Ferrous	HRSA	Hardened Steel
○	○	○	○	○	○

Material recommendation based on inserts compatible with this tool body.

○ Good ○ Best




List 52604

OSG PHOENIX® PFB ASF, Screw Fit Head



SPEED FEED	INSERTS	ARBORS	ACCS.	STEEL	CARBIDE	2 FLUTE	PACKED
1542-1543	1268-1272	1295-1298	1273				1 PIECE



EDP Number	Designation	Diameter	Corner Radius	Neck Diameter	Pilot Diameter	Thread Size	Flange Diameter	Overall Length	Spanner Wrench	Applicable Insert
		D (Inch)	R (Inch)	d1 (Inch)	Da (Inch)	Dg (Inch)	D2 (Inch)	L (Inch)		
52604000	● PFB-R0375ASF6	0.375	0.188	0.354	0.256	M6	0.354	1.024	7	PFB0375
52604001	● PFB-R0500ASF6	0.500	0.250	0.433	0.256	M6	0.433	1.024	7	PFB0500
52604002	● PFB-R0625ASF8	0.625	0.313	0.551	0.335	M8	0.571	1.260	10	PFB0625
52604003	● PFB-R0750ASF10	0.750	0.375	0.709	0.413	M10	0.709	1.496	14	PFB0750
52604004	● PFB-R1000ASF12	1.000	0.500	0.866	0.492	M12	0.906	1.496	17	PFB1000

● Stocked ○ Available Upon Request; MOQ May Apply ▲ Globally Stocked



ABOUT OSG

DRILLING

THREADING

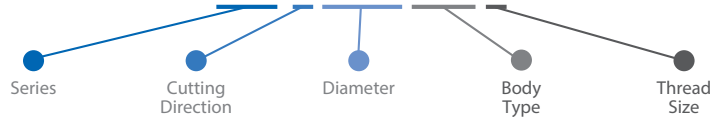
MILLING

HOLDERS

INDEX

DESIGNATION EXPLANATION

PFB-R 0375 ASF 6



See Full Detail on Page 1524

P	M	K	N	S	H
Steel	Stainless Steel	Cast Iron	Non-Ferrous	HRSA	Hardened Steel
○	○	○	○	○	○

Material recommendation based on inserts compatible with this tool body.

○ Good ○ Best






List 78114

OSG PHOENIX[®] PFB SF, Screw Fit Head



SPEED FEED 1542-1543	INSERTS 1268-1272	ARBORS 1295-1298	ACCS. 1273	STEEL	CARBIDE	2 FLUTE	PACKED 1 PIECE
--------------------------------	-----------------------------	----------------------------	----------------------	--------------	----------------	----------------	--------------------------



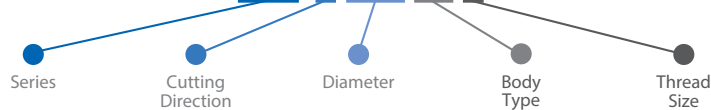
EDP Number	Designation	Diameter	Corner Radius	Neck Diameter	Pilot Diameter	Thread Size	Flange Diameter	Overall Length	Spanner Wrench	Applicable Insert
		D (mm)	R (mm)	d1 (mm)	Da (mm)	Dg (mm)	D2 (mm)	L (mm)		
7801490	▲ PFB-R100SF6	10.00	5.00	9.00	6.50	M6	9.00	26.00	7.00	PFB100
7801491	▲ PFB-R120SF6	12.00	6.00	11.00	6.50	M6	11.00	26.00	7.00	PFB120
7801492	▲ PFB-R160SF8	16.00	8.00	14.00	8.50	M8	14.50	32.00	10.00	PFB160
7801493	▲ PFB-R200SF10	20.00	10.00	18.00	10.50	M10	18.00	38.00	14.00	PFB200
7801494	▲ PFB-R250SF12	25.00	12.50	22.00	12.50	M12	23.00	38.00	17.00	PFB250
7801495	▲ PFB-R300SF16	30.00	15.00	27.00	17.00	M16	28.00	43.00	22.00	PFB300

● Stocked ○ Available Upon Request; MOQ May Apply ▲ Globally Stocked



DESIGNATION EXPLANATION

PFB-R 100 SF 6



See Full Detail on Page 1524

P	M	K	N	S	H
Steel	Stainless Steel	Cast Iron	Non-Ferrous	HRSA	Hardened Steel
○	○	○	○	○	○

Material recommendation based on inserts compatible with this tool body.

○ Good ○ Best




List 52605

OSG PHOENIX® PFR ASF, Screw Fit Head



SPEED FEED 1544-1545	INSERTS 1278-1283	ARBORS 1295-1298	ACCS. 1284	STEEL	CARBIDE	2 FLUTE	PACKED 1 PIECE
--------------------------------	-----------------------------	----------------------------	----------------------	--------------	----------------	----------------	--------------------------



EDP Number	Designation	Diameter		Neck Diameter	Pilot Diameter	Thread Size	Flange Diameter	Overall Length	Spanner Wrench	Applicable Insert
		D (Inch)	d1 (Inch)	Da (Inch)	Dg (mm)	D2 (Inch)	L (Inch)			
52605000	PFR-R0375ASF6	0.375	0.374	0.256	M6	0.354	1.024	7	PFR0375	
52605001	PFR-R0500ASF6	0.500	0.453	0.256	M6	0.433	1.024	7	PFR0500	
52605002	PFR-R0625ASF8	0.625	0.610	0.335	M8	0.571	1.260	10	PFR0625	
52605003	PFR-R0750ASF10	0.750	0.768	0.413	M10	0.709	1.496	14	PFR0750	
52605004	PFR-R1000ASF12	1.000	0.965	0.492	M12	0.906	1.496	17	PFR1000	

● Stocked ○ Available Upon Request; MOQ May Apply ▲ Globally Stocked



DESIGNATION EXPLANATION

PFR-R 0375 ASF 6



See Full Detail on Page 1524

P	M	K	N	S	H
Steel	Stainless Steel	Cast Iron	Non-Ferrous	HRSA	Hardened Steel
○	○	○	○	○	○

Material recommendation based on inserts compatible with this tool body.

○ Good ○ Best






List 78220

OSG PHOENIX[®] PFR SF, Screw Fit Head



SPEED FEED	INSERTS	ARBORS	ACCS.	STEEL	CARBIDE	2 FLUTE	PACKED
1544-1545	1278-1283	1295-1298	1284				1 PIECE



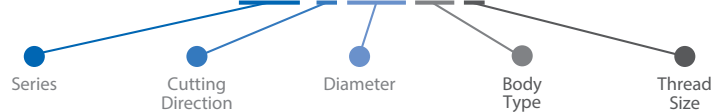
EDP Number	Designation	Diameter	Neck Diameter	Pilot Diameter	Thread Size	Flange Diameter	Overall Length	Spanner Wrench	Applicable Insert
		D (mm)	d1 (mm)	Da (mm)	Dg (mm)	D2 (mm)	L (mm)		
7832090	▲ PFR-R100SF6	10.00	9.00	6.50	M6	9.00	26.00	7	PFR100 / PFR110
7832091	▲ PFR-R120SF6	12.00	11.00	6.50	M6	11.00	26.00	7	PFR120 / PFR130
7832092	▲ PFR-R160SF8	16.00	15.00	8.50	M8	14.50	32.00	10	PFR160 / PFR170
7832093	▲ PFR-R200SF10	20.00	19.00	10.50	M10	18.00	38.00	14	PFR200 / PFR210
7832094	▲ PFR-R250SF12	25.00	24.00	12.50	M12	23.00	38.00	17	PFR250 / PFR260
7832095	▲ PFR-R300SF16	30.00	29.00	17.00	M16	28.00	43.00	22	PFR300
7832096	▲ PFR-R320SF16	32.00	31.00	17.00	M16	28.00	43.00	22	PFR320

● Stocked ○ Available Upon Request; MOQ May Apply ▲ Globally Stocked



DESIGNATION EXPLANATION

PFR-R 100 SF 6



See Full Detail on Page 1524

P	M	K	N	S	H
Steel	Stainless Steel	Cast Iron	Non-Ferrous	HRSA	Hardened Steel
○	○	○	○	○	○

Material recommendation based on inserts compatible with this tool body.

○ Good ○ Best





List 52600

OSG PHOENIX[®] SF SA

STEEL	CARBIDE		PACKED 1 PIECE
-------	---------	--	-------------------



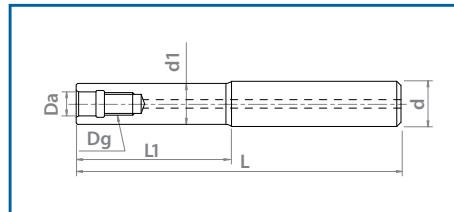
Carbide



Steel

EDP Number	Designation	Body Type	Shank Diameter	Neck Diameter	Pilot Diameter	Thread Size	Overall Length	Neck Length
			d (Inch)	d1 (Inch)	Da (Inch)	Dg (mm)	L (Inch)	L1 (Inch)
52600000	● SF-M06SA0375-0250	Cylindrical Shank Steel	0.375	0.354	0.256	M6	4.000	0.250
52600001	● SF-M06SA0500-0500	Cylindrical Shank Steel	0.500	0.433	0.256	M6	4.000	0.500
52600002	● SF-M08SA0625-0500	Cylindrical Shank Steel	0.625	0.571	0.335	M8	4.000	0.500
52600003	● SF-M10SA0750-1000	Cylindrical Shank Steel	0.750	0.709	0.413	M10	5.000	1.000
52600004	● SF-M12SA1000-1250	Cylindrical Shank Steel	1.000	0.905	0.492	M12	5.500	1.250
52600005	● SF-M16SA1250-1500	Cylindrical Shank Steel	1.250	1.102	0.669	M16	6.000	1.500
52600010	● SF-M06SA0375-1500CS	Cylindrical Shank Carbide	0.375	0.354	0.256	M6	5.000	1.500
52600011	● SF-M06SA0500-2500CS	Cylindrical Shank Carbide	0.500	0.433	0.256	M6	5.500	2.500
52600012	● SF-M08SA0625-2000CS	Cylindrical Shank Carbide	0.625	0.571	0.335	M8	5.000	2.000
52600013	● SF-M08SA0625-3000CS	Cylindrical Shank Carbide	0.625	0.571	0.335	M8	6.000	3.000
52600014	● SF-M10SA0750-3000CS	Cylindrical Shank Carbide	0.750	0.709	0.413	M10	6.000	3.000
52600015	● SF-M10SA0750-4000CS	Cylindrical Shank Carbide	0.750	0.709	0.413	M10	7.000	4.000
52600016	● SF-M12SA1000-4000CS	Cylindrical Shank Carbide	1.000	0.905	0.492	M12	7.000	4.000
52600017	● SF-M12SA1000-5500CS	Cylindrical Shank Carbide	1.000	0.905	0.492	M12	9.000	5.500
52600018	● SF-M16SA1250-5500CS	Cylindrical Shank Carbide	1.250	1.102	0.669	M16	9.000	5.500
52600019	● SF-M16SA1250-8500CS	Cylindrical Shank Carbide	1.250	1.102	0.669	M16	12.000	8.500

● Stocked ○ Available Upon Request; MOQ May Apply ▲ Globally Stocked



DESIGNATION EXPLANATION

SF-M10 SA 0750-1000 (CS)



See Full Detail on Page 1524





List 78019

OSG PHOENIX[®] SF SS

STEEL	CARBIDE		PACKED
			1 PIECE



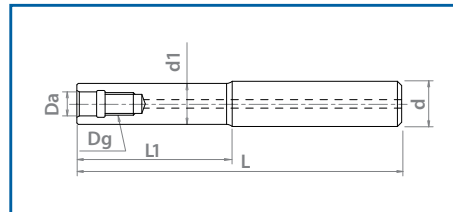
Carbide



Steel

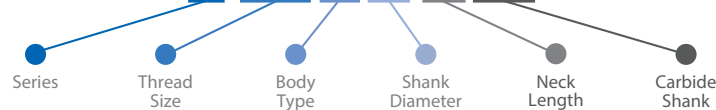
EDP Number	Designation	Body Type	Shank Diameter	Neck Diameter	Pilot Diameter	Thread Size	Overall Length	Neck Length
			d (mm)	d1 (mm)	Da (mm)	Dg (mm)	L (mm)	L1 (mm)
7801900	▲ SF-M08SS16-15	Cylindrical Shank Steel	16.00	14.50	8.50	M8	95.00	13.00
7801901	▲ SF-M10SS20-20	Cylindrical Shank Steel	20.00	18.00	10.50	M10	120.00	17.70
7801902	▲ SF-M12SS25-35	Cylindrical Shank Steel	25.00	23.00	12.50	M12	135.00	32.70
7801903	▲ SF-M16SS32-35	Cylindrical Shank Steel	32.00	28.00	17.00	M16	155.00	32.10
7801904	▲ SF-M06SS10-4	Cylindrical Shank Steel	10.00	9.00	6.50	M6	104.00	2.30
7801905	▲ SF-M06SS12-10	Cylindrical Shank Steel	12.00	11.00	6.50	M6	104.00	8.30
7801918	▲ SF-M06SS10-24CS	Cylindrical Shank Carbide	10.00	9.00	6.50	M6	124.00	22.30
7801919	▲ SF-M06SS12-34CS	Cylindrical Shank Carbide	12.00	11.00	6.50	M6	134.00	32.30
7801910	▲ SF-M08SS16-55CS	Cylindrical Shank Carbide	16.00	14.50	8.50	M8	115.00	53.00
7801911	▲ SF-M08SS16-85CS	Cylindrical Shank Carbide	16.00	14.50	8.50	M8	145.00	83.00
7801912	▲ SF-M10SS20-70CS	Cylindrical Shank Carbide	20.00	18.00	10.50	M10	140.00	67.70
7801913	▲ SF-M10SS20-110CS	Cylindrical Shank Carbide	20.00	18.00	10.50	M10	180.00	107.70
7801914	▲ SF-M12SS25-90CS	Cylindrical Shank Carbide	25.00	23.00	12.50	M12	170.00	87.70
7801915	▲ SF-M12SS25-140CS	Cylindrical Shank Carbide	25.00	23.00	12.50	M12	220.00	137.70
7801916	▲ SF-M16SS32-120CS	Cylindrical Shank Carbide	32.00	28.00	17.00	M16	220.00	117.10
7801917	▲ SF-M16SS32-190CS	Cylindrical Shank Carbide	32.00	28.00	17.00	M16	290.00	187.10

● Stocked ○ Available Upon Request; MOQ May Apply ▲ Globally Stocked



DESIGNATION EXPLANATION

SF-M10 SS 20-20 (CS)



See Full Detail on Page 1524





List 78025

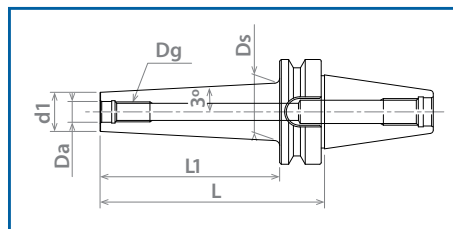
OSG PHOENIX® SF BT

STEEL **PACKED**
1 PIECE



EDP Number	Designation	Body Type	Neck Diameter	Pilot Diameter	Thread Size	Overall Length	Neck Length	Taper Diameter	
			d1 (mm)	Da (mm)	Dg (mm)	L (mm)	L1 (mm)	Ds (mm)	
7802500	▲	BT30-SFA8-45	BT30 Taper	14.50	8.50	M8	45.00	23.00	16.00
7802501	▲	BT30-SFA8-85	BT30 Taper	14.50	8.50	M8	85.00	63.00	21.10
7802502	▲	BT30-SFA10-45	BT30 Taper	18.50	10.50	M10	45.00	23.00	20.00
7802503	▲	BT30-SFA10-85	BT30 Taper	18.50	10.50	M10	85.00	63.00	25.10
7802504	▲	BT30-SFA12-45	BT30 Taper	23.50	12.50	M12	45.00	23.00	25.00
7802505	▲	BT30-SFA12-85	BT30 Taper	23.50	12.50	M12	85.00	63.00	30.10
7802506	▲	BT30-SFA16-45	BT30 Taper	29.00	17.00	M16	45.00	23.00	32.00
7802507	▲	BT30-SFA16-85	BT30 Taper	29.00	17.00	M16	85.00	63.00	32.00
7802508	▲	BT40-SFA8-45	BT40 Taper	14.50	8.50	M8	45.00	18.00	16.00
7802509	▲	BT40-SFA8-85	BT40 Taper	14.50	8.50	M8	85.00	58.00	20.50
7802510	▲	BT40-SFA10-45	BT40 Taper	18.50	10.50	M10	45.00	18.00	20.00
7802511	▲	BT40-SFA10-85	BT40 Taper	18.50	10.50	M10	85.00	58.00	24.50
7802512	▲	BT40-SFA12-45	BT40 Taper	23.50	12.50	M12	45.00	18.00	25.00
7802513	▲	BT40-SFA12-85	BT40 Taper	23.50	12.50	M12	85.00	58.00	29.50
7802514	▲	BT40-SFA12-135	BT40 Taper	23.50	12.50	M12	135.00	108.00	34.80
7802515	▲	BT40-SFA16-45	BT40 Taper	29.00	17.00	M16	45.00	18.00	32.00
7802516	▲	BT40-SFA16-85	BT40 Taper	29.00	17.00	M16	85.00	58.00	35.00
7802517	▲	BT40-SFA16-135	BT40 Taper	29.00	17.00	M16	135.00	108.00	40.30
7802518	▲	BT50-SFA8-85	BT50 Taper	14.50	8.50	M8	85.00	47.00	19.40
7802519	▲	BT50-SFA8-135	BT50 Taper	14.50	8.50	M8	135.00	97.00	24.60
7802520	▲	BT50-SFA10-85	BT50 Taper	18.50	10.50	M10	85.00	47.00	20.00
7802521	▲	BT50-SFA10-135	BT50 Taper	18.50	10.50	M10	135.00	97.00	28.60
7802522	▲	BT50-SFA12-85	BT50 Taper	23.50	12.50	M12	85.00	47.00	25.00
7802523	▲	BT50-SFA12-135	BT50 Taper	23.50	12.50	M12	135.00	97.00	33.60
7802524	▲	BT50-SFA12-185	BT50 Taper	23.50	12.50	M12	185.00	147.00	38.90
7802525	▲	BT50-SFA12-250	BT50 Taper	23.50	12.50	M12	250.00	212.00	45.70
7802526	▲	BT50-SFA12-300	BT50 Taper	23.50	12.50	M12	300.00	262.00	50.90
7802527	▲	BT50-SFA16-800	BT50 Taper	29.00	17.00	M16	85.00	47.00	32.00
7802528	▲	BT50-SFA16-135	BT50 Taper	29.00	17.00	M16	135.00	97.00	39.10
7802529	▲	BT50-SFA16-185	BT50 Taper	29.00	17.00	M16	185.00	147.00	44.40
7802530	▲	BT50-SFA16-250	BT50 Taper	29.00	17.00	M16	250.00	212.00	51.20
7802531	▲	BT50-SFA16-300	BT50 Taper	29.00	17.00	M16	300.00	262.00	56.40

● Stocked ○ Available Upon Request; MOQ May Apply ▲ Globally Stocked



DESIGNATION EXPLANATION

BT30-SFA 8-45



See Full Detail on Page 1524





List 78125

OSG PHOENIX[®] SF HSK

STEEL



PACKED

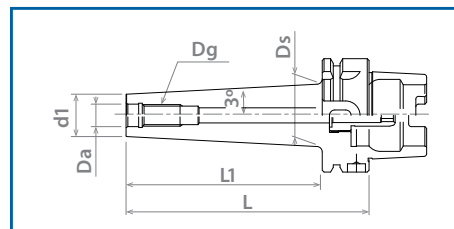
1 PIECE



EDP Number	Designation	Body Type	Neck Diameter	Pilot Diameter	Thread Size	Overall Length	Neck Length	Taper Diameter
			d1 (mm)	Da (mm)	Dg (mm)	L (mm)	L1 (mm)	Ds (mm)
7802550	▲ A63-SFA8-45	HSK-A63	14.50	8.50	M8	45.00	19.00	16.00
7802551	▲ A63-SFA8-85	HSK-A63	14.50	8.50	M8	85.00	59.00	20.60
7802552	▲ A63-SFA10-60	HSK-A63	18.50	10.50	M10	60.00	34.00	20.00
7802553	▲ A63-SFA10-85	HSK-A63	18.50	10.50	M10	85.00	59.00	24.60
7802554	▲ A63-SFA12-60	HSK-A63	23.50	12.50	M12	60.00	34.00	25.00
7802555	▲ A63-SFA12-85	HSK-A63	23.50	12.50	M12	85.00	59.00	29.60
7802556	▲ A63-SFA12-135	HSK-A63	23.50	12.50	M12	135.00	109.00	34.90
7802557	▲ A63-SFA16-60	HSK-A63	29.00	17.00	M16	60.00	34.00	32.00
7802558	▲ A63-SFA16-85	HSK-A63	29.00	17.00	M16	85.00	59.00	32.00
7802559	▲ A63-SFA16-135	HSK-A63	29.00	17.00	M16	135.00	109.00	40.40
7802560	▲ A100-SFA8-85	HSK-A100	14.50	8.50	M8	85.00	50.00	19.70
7802561	▲ A100-SFA8-135	HSK-A100	14.50	8.50	M8	135.00	100.00	24.90
7802562	▲ A100-SFA10-85	HSK-A100	18.50	10.50	M10	85.00	50.00	23.70
7802563	▲ A100-SFA10-135	HSK-A100	18.50	10.50	M10	135.00	100.00	28.90
7802564	▲ A100-SFA12-85	HSK-A100	23.50	12.50	M12	85.00	50.00	28.70
7802565	▲ A100-SFA12-135	HSK-A100	23.50	12.50	M12	135.00	100.00	33.90
7802566	▲ A100-SFA12-185	HSK-A100	23.50	12.50	M12	185.00	150.00	39.20
7802567	▲ A100-SFA12-250	HSK-A100	23.50	12.50	M12	250.00	221.00	46.60
7802568	▲ A100-SFA12-300	HSK-A100	23.50	12.50	M12	300.00	271.00	51.90
7802569	▲ A100-SFA16-85	HSK-A100	29.00	17.00	M16	85.00	50.00	34.20
7802570	▲ A100-SFA16-135	HSK-A100	29.00	17.00	M16	135.00	106.00	40.10
7802571	▲ A100-SFA16-185	HSK-A100	29.00	17.00	M16	185.00	156.00	45.30
7802572	▲ A100-SFA16-250	HSK-A100	29.00	17.00	M16	250.00	221.00	52.10
7802573	▲ A100-SFA16-300	HSK-A100	29.00	17.00	M16	300.00	271.00	57.40


● Stocked ○ Available Upon Request; MOQ May Apply ▲ Globally Stocked

PXT



DESIGNATION EXPLANATION

A63-SFA 8-45



See Full Detail on Page 1524



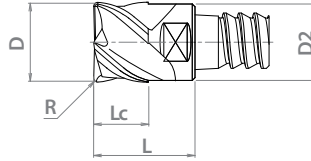


List 78PXSE

OSG PHOENIX® PXSE Exchangeable Heads



SPEED FEED 1546	ARBORS 1316-1325	ACCS. 1326	4 FLUTE	38°
			PACKED	1 PIECE



EDP Number	Designation	Diameter		Corner Radius		Length of Cut		Flange Diameter		Overall Length		Grade
		D (Inch)	D (mm)	R (Inch)	R (mm)	Lc (Inch)	Lc (mm)	D2 (Inch)	D2 (mm)	L (Inch)	L (mm)	
52301020	PXSE0375AC10-04R000	0.375	-	-	-	0.263	-	0.366	-	0.488	-	XP3225
52301021	PXSE0375AC10-04R015	0.375	-	0.015	-	0.263	-	0.366	-	0.488	-	XP3225
52301022	PXSE0375AC10-04R030	0.375	-	0.030	-	0.263	-	0.366	-	0.488	-	XP3225
52301023	PXSE0375AC10-04R060	0.375	-	0.060	-	0.263	-	0.366	-	0.488	-	XP3225
52301024	PXSE0375AC10-04R090	0.375	-	0.090	-	0.263	-	0.366	-	0.488	-	XP3225
52301000	PXSE0500AC12-04R000	0.500	-	-	-	0.350	-	0.488	-	0.598	-	XP3225
52301001	PXSE0500AC12-04R015	0.500	-	0.015	-	0.350	-	0.488	-	0.598	-	XP3225
52301002	PXSE0500AC12-04R030	0.500	-	0.030	-	0.350	-	0.488	-	0.598	-	XP3225
52301003	PXSE0500AC12-04R060	0.500	-	0.060	-	0.350	-	0.488	-	0.598	-	XP3225
52301004	PXSE0500AC12-04R090	0.500	-	0.090	-	0.350	-	0.488	-	0.598	-	XP3225
52301005	PXSE0625AC16-04R000	0.625	-	-	-	0.438	-	0.613	-	0.732	-	XP3225
52301006	PXSE0625AC16-04R030	0.625	-	0.030	-	0.438	-	0.613	-	0.732	-	XP3225
52301007	PXSE0625AC16-04R060	0.625	-	0.060	-	0.438	-	0.613	-	0.732	-	XP3225
52301008	PXSE0625AC16-04R090	0.625	-	0.090	-	0.438	-	0.613	-	0.732	-	XP3225
52301009	PXSE0625AC16-04R120	0.625	-	0.120	-	0.438	-	0.613	-	0.732	-	XP3225
52301010	PXSE0750AC20-04R000	0.750	-	-	-	0.525	-	0.736	-	0.807	-	XP3225
52301011	PXSE0750AC20-04R030	0.750	-	0.030	-	0.525	-	0.736	-	0.807	-	XP3225
52301012	PXSE0750AC20-04R060	0.750	-	0.060	-	0.525	-	0.736	-	0.807	-	XP3225
52301013	PXSE0750AC20-04R090	0.750	-	0.090	-	0.525	-	0.736	-	0.807	-	XP3225
52301014	PXSE0750AC20-04R120	0.750	-	0.120	-	0.525	-	0.736	-	0.807	-	XP3225
52301015	PXSE1000AC25-04R000	1.000	-	-	-	0.700	-	0.960	-	1.098	-	XP3225
52301016	PXSE1000AC25-04R030	1.000	-	0.030	-	0.700	-	0.960	-	1.098	-	XP3225
52301017	PXSE1000AC25-04R060	1.000	-	0.060	-	0.700	-	0.960	-	1.098	-	XP3225
52301018	PXSE1000AC25-04R090	1.000	-	0.090	-	0.700	-	0.960	-	1.098	-	XP3225
52301019	PXSE1000AC25-04R120	1.000	-	0.120	-	0.700	-	0.960	-	1.098	-	XP3225
7829994	PXSE100C10-04R000	-	10.00	-	-	-	7.00	-	9.70	-	13.00	XP3225
7829995	PXSE100C10-04R005	-	10.00	-	0.50	-	7.00	-	9.70	-	13.00	XP3225
7829996	PXSE100C10-04R010	-	10.00	-	1.00	-	7.00	-	9.70	-	13.00	XP3225
7829997	PXSE100C10-04R020	-	10.00	-	2.00	-	7.00	-	9.70	-	13.00	XP3225
7829998	PXSE100C10-04R030	-	10.00	-	3.00	-	7.00	-	9.70	-	13.00	XP3225
7830004	PXSE120C12-04R000	-	12.00	-	-	-	8.40	-	11.70	-	14.40	XP3225
7830005	PXSE120C12-04R005	-	12.00	-	0.50	-	8.40	-	11.70	-	14.40	XP3225
7830006	PXSE120C12-04R010	-	12.00	-	1.00	-	8.40	-	11.70	-	14.40	XP3225
7830007	PXSE120C12-04R020	-	12.00	-	2.00	-	8.40	-	11.70	-	14.40	XP3225
7830008	PXSE120C12-04R030	-	12.00	-	3.00	-	8.40	-	11.70	-	14.40	XP3225
7830009	PXSE160C16-04R000	-	16.00	-	-	-	11.20	-	15.70	-	18.70	XP3225
7830010	PXSE160C16-04R005	-	16.00	-	0.50	-	11.20	-	15.70	-	18.70	XP3225
7830011	PXSE160C16-04R010	-	16.00	-	1.00	-	11.20	-	15.70	-	18.70	XP3225
7830012	PXSE160C16-04R015	-	16.00	-	1.50	-	11.20	-	15.70	-	18.70	XP3225
7830013	PXSE160C16-04R020	-	16.00	-	2.00	-	11.20	-	15.70	-	18.70	XP3225
7830014	PXSE160C16-04R030	-	16.00	-	3.00	-	11.20	-	15.70	-	18.70	XP3225
7830015	PXSE200C20-04R000	-	20.00	-	-	-	14.00	-	19.60	-	21.50	XP3225
7830016	PXSE200C20-04R005	-	20.00	-	0.50	-	14.00	-	19.60	-	21.50	XP3225
7830017	PXSE200C20-04R010	-	20.00	-	1.00	-	14.00	-	19.60	-	21.50	XP3225
7830018	PXSE200C20-04R020	-	20.00	-	2.00	-	14.00	-	19.60	-	21.50	XP3225
7830019	PXSE200C20-04R030	-	20.00	-	3.00	-	14.00	-	19.60	-	21.50	XP3225
7830020	PXSE250C25-04R000	-	25.00	-	-	-	17.50	-	24.00	-	27.50	XP3225
7830021	PXSE250C25-04R010	-	25.00	-	1.00	-	17.50	-	24.00	-	27.50	XP3225
7830022	PXSE250C25-04R020	-	25.00	-	2.00	-	17.50	-	24.00	-	27.50	XP3225
7830023	PXSE250C25-04R030	-	25.00	-	3.00	-	17.50	-	24.00	-	27.50	XP3225

● Stocked ○ Available Upon Request; MOQ May Apply ▲ Globally Stocked



DESIGNATION EXPLANATION

PXSE 0500 A C12-04 R030-XP3225



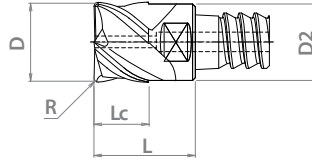


List 78PXSE-O

OSG PHOENIX[®] PXSE-O Exchangeable Heads



SPEED FEED 1546	ARBORS 1316-1325	ACCS. 1326	4 FLUTE	38°
				PACKED 1 PIECE



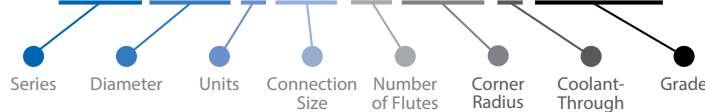
EDP Number	Designation	Diameter		Corner Radius		Length of Cut		Flange Diameter		Overall Length		Grade
		D (Inch)	D (mm)	R (Inch)	R (mm)	Lc (Inch)	Lc (mm)	D2 (Inch)	D2 (mm)	L (Inch)	L (mm)	
52314000	PXSE0500AC12-04R000-O	0.500	-	-	-	0.350	-	0.488	-	0.598	-	XP3225
52314001	PXSE0500AC12-04R030-O	0.500	-	0.030	-	0.350	-	0.488	-	0.598	-	XP3225
52314002	PXSE0500AC12-04R120-O	0.500	-	0.120	-	0.350	-	0.488	-	0.598	-	XP3225
52314005	PXSE0625AC16-04R000-O	0.625	-	-	-	0.438	-	0.613	-	0.732	-	XP3225
52314006	PXSE0625AC16-04R030-O	0.625	-	0.030	-	0.438	-	0.613	-	0.732	-	XP3225
52314007	PXSE0625AC16-04R120-O	0.625	-	0.120	-	0.438	-	0.613	-	0.732	-	XP3225
52314010	PXSE0750AC20-04R000-O	0.750	-	-	-	0.525	-	0.736	-	0.807	-	XP3225
52314011	PXSE0750AC20-04R030-O	0.750	-	0.030	-	0.525	-	0.736	-	0.807	-	XP3225
52314012	PXSE0750AC20-04R120-O	0.750	-	0.120	-	0.525	-	0.736	-	0.807	-	XP3225
52314015	PXSE1000AC25-04R000-O	1.000	-	-	-	0.700	-	0.960	-	1.098	-	XP3225
52314016	PXSE1000AC25-04R030-O	1.000	-	0.030	-	0.700	-	0.960	-	1.098	-	XP3225
52314017	PXSE1000AC25-04R120-O	1.000	-	0.120	-	0.700	-	0.960	-	1.098	-	XP3225
7830054	PXSE120C12-04R000-O	-	12.00	-	-	-	8.40	-	11.70	-	14.40	XP3225
7830056	PXSE120C12-04R010-O	-	12.00	-	1.00	-	8.40	-	11.70	-	14.40	XP3225
7830058	PXSE120C12-04R030-O	-	12.00	-	3.00	-	8.40	-	11.70	-	14.40	XP3225
7830059	PXSE160C16-04R000-O	-	16.00	-	-	-	11.20	-	15.70	-	18.70	XP3225
7830061	PXSE160C16-04R010-O	-	16.00	-	1.00	-	11.20	-	15.70	-	18.70	XP3225
7830064	PXSE160C16-04R030-O	-	16.00	-	3.00	-	11.20	-	15.70	-	18.70	XP3225
7830065	PXSE200C20-04R000-O	-	20.00	-	-	-	14.00	-	19.60	-	21.50	XP3225
7830067	PXSE200C20-04R010-O	-	20.00	-	1.00	-	14.00	-	19.60	-	21.50	XP3225
7830069	PXSE200C20-04R030-O	-	20.00	-	3.00	-	14.00	-	19.60	-	21.50	XP3225
7830070	PXSE250C25-04R000-O	-	25.00	-	-	-	17.50	-	24.00	-	27.50	XP3225
7830071	PXSE250C25-04R010-O	-	25.00	-	1.00	-	17.50	-	24.00	-	27.50	XP3225
7830074	PXSE250C25-04R030-O	-	25.00	-	3.00	-	17.50	-	24.00	-	27.50	XP3225

● Stocked ○ Available Upon Request; MOQ May Apply ▲ Globally Stocked



DESIGNATION EXPLANATION

PXSE 0500 A C12-04 R030-O-XP3225



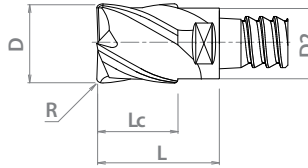


List 78PXVC

OSG PHOENIX® PXVC Exchangeable Heads



SPEED FEED	ARBORS	ACCS.
1547	1316-1325	1326
PACKED		1 PIECE



EDP Number	Designation	Diameter		Corner Radius		Number of Flutes	Length of Cut		Flange Diameter		Overall Length		Helix Angle	Grade
		D (Inch)	D (mm)	R (Inch)	R (mm)		Lc (Inch)	Lc (mm)	D2 (Inch)	D2 (mm)	L (Inch)	L (mm)		
52308020	PXVC0375AC10-04R000	0.375	-	-	-	4	0.375	-	0.366	-	0.598	-	45 / 48	XP3225
52308021	PXVC0375AC10-04R015	0.375	-	0.015	-	4	0.375	-	0.366	-	0.598	-	45 / 48	XP3225
52308022	PXVC0375AC10-04R030	0.375	-	0.030	-	4	0.375	-	0.366	-	0.598	-	45 / 48	XP3225
52308023	PXVC0375AC10-04R060	0.375	-	0.060	-	4	0.375	-	0.366	-	0.598	-	45 / 48	XP3225
52308024	PXVC0375AC10-04R090	0.375	-	0.090	-	4	0.375	-	0.366	-	0.598	-	45 / 48	XP3225
52308000	PXVC0500AC12-04R000	0.500	-	-	-	4	0.500	-	0.488	-	0.748	-	45 / 48	XP3225
52308001	PXVC0500AC12-04R015	0.500	-	0.015	-	4	0.500	-	0.488	-	0.748	-	45 / 48	XP3225
52308002	PXVC0500AC12-04R030	0.500	-	0.030	-	4	0.500	-	0.488	-	0.748	-	45 / 48	XP3225
52308003	PXVC0500AC12-04R060	0.500	-	0.060	-	4	0.500	-	0.488	-	0.748	-	45 / 48	XP3225
52308004	PXVC0500AC12-04R090	0.500	-	0.090	-	4	0.500	-	0.488	-	0.748	-	45 / 48	XP3225
52308005	PXVC0625AC16-04R000	0.625	-	-	-	4	0.625	-	0.613	-	0.921	-	45 / 48	XP3225
52308006	PXVC0625AC16-04R030	0.625	-	0.030	-	4	0.625	-	0.613	-	0.921	-	45 / 48	XP3225
52308007	PXVC0625AC16-04R060	0.625	-	0.060	-	4	0.625	-	0.613	-	0.921	-	45 / 48	XP3225
52308008	PXVC0625AC16-04R090	0.625	-	0.090	-	4	0.625	-	0.613	-	0.921	-	45 / 48	XP3225
52308009	PXVC0625AC16-04R120	0.625	-	0.120	-	4	0.625	-	0.613	-	0.921	-	45 / 48	XP3225
52308010	PXVC0750AC20-04R000	0.750	-	-	-	4	0.750	-	0.736	-	1.035	-	45 / 48	XP3225
52308011	PXVC0750AC20-04R030	0.750	-	0.030	-	4	0.750	-	0.736	-	1.035	-	45 / 48	XP3225
52308012	PXVC0750AC20-04R060	0.750	-	0.060	-	4	0.750	-	0.736	-	1.035	-	45 / 48	XP3225
52308013	PXVC0750AC20-04R090	0.750	-	0.090	-	4	0.750	-	0.736	-	1.035	-	45 / 48	XP3225
52308014	PXVC0750AC20-04R120	0.750	-	0.120	-	4	0.750	-	0.736	-	1.035	-	45 / 48	XP3225
52308015	PXVC1000AC25-04R000	1.000	-	-	-	4	1.000	-	0.960	-	1.398	-	45 / 48	XP3225
52308016	PXVC1000AC25-04R030	1.000	-	0.030	-	4	1.000	-	0.960	-	1.398	-	45 / 48	XP3225
52308017	PXVC1000AC25-04R060	1.000	-	0.060	-	4	1.000	-	0.960	-	1.398	-	45 / 48	XP3225
52308018	PXVC1000AC25-04R090	1.000	-	0.090	-	4	1.000	-	0.960	-	1.398	-	45 / 48	XP3225
52308019	PXVC1000AC25-04R120	1.000	-	0.120	-	4	1.000	-	0.960	-	1.398	-	45 / 48	XP3225
52308025	PXVC1250AC32-05R030	1.250	-	0.030	-	5	1.250	-	1.094	-	1.748	-	45	XP3225
52308026	PXVC1250AC32-08R030	1.250	-	0.030	-	8	1.250	-	1.094	-	1.748	-	38	XP3225
7834994	PXVC100C10-04R000	-	10.00	-	-	4	-	10.00	-	9.80	-	16.00	45 / 48	XP3225
7834995	PXVC100C10-04R005	-	10.00	-	0.50	4	-	10.00	-	9.80	-	16.00	45 / 48	XP3225
7834996	PXVC100C10-04R010	-	10.00	-	1.00	4	-	10.00	-	9.80	-	16.00	45 / 48	XP3225
7834997	PXVC100C10-04R020	-	10.00	-	2.00	4	-	10.00	-	9.80	-	16.00	45 / 48	XP3225
7834998	PXVC100C10-04R030	-	10.00	-	3.00	4	-	10.00	-	9.80	-	16.00	45 / 48	XP3225
7834999	PXVC120C10-04R000	-	12.00	-	-	4	-	12.00	-	9.80	-	18.00	45 / 48	XP3225
7835000	PXVC120C10-04R005	-	12.00	-	0.50	4	-	12.00	-	9.80	-	18.00	45 / 48	XP3225
7835001	PXVC120C10-04R010	-	12.00	-	1.00	4	-	12.00	-	9.80	-	18.00	45 / 48	XP3225
7835002	PXVC120C10-04R020	-	12.00	-	2.00	4	-	12.00	-	9.80	-	18.00	45 / 48	XP3225
7835003	PXVC120C10-04R030	-	12.00	-	3.00	4	-	12.00	-	9.80	-	18.00	45 / 48	XP3225
7835004	PXVC120C12-04R000	-	12.00	-	-	4	-	12.00	-	11.70	-	18.00	45 / 48	XP3225
7835005	PXVC120C12-04R005	-	12.00	-	0.50	4	-	12.00	-	11.70	-	18.00	45 / 48	XP3225
7835006	PXVC120C12-04R010	-	12.00	-	1.00	4	-	12.00	-	11.70	-	18.00	45 / 48	XP3225
7835007	PXVC120C12-04R020	-	12.00	-	2.00	4	-	12.00	-	11.70	-	18.00	45 / 48	XP3225
7835008	PXVC120C12-04R030	-	12.00	-	3.00	4	-	12.00	-	11.70	-	18.00	45 / 48	XP3225
7835009	PXVC140C12-04R000	-	14.00	-	-	4	-	14.00	-	11.70	-	20.00	45 / 48	XP3225
7835010	PXVC140C12-04R005	-	14.00	-	0.50	4	-	14.00	-	11.70	-	20.00	45 / 48	XP3225
7835011	PXVC140C12-04R010	-	14.00	-	1.00	4	-	14.00	-	11.70	-	20.00	45 / 48	XP3225
7835012	PXVC140C12-04R020	-	14.00	-	2.00	4	-	14.00	-	11.70	-	20.00	45 / 48	XP3225
7835013	PXVC140C12-04R030	-	14.00	-	3.00	4	-	14.00	-	11.70	-	20.00	45 / 48	XP3225
7835014	PXVC160C16-04R000	-	16.00	-	-	4	-	16.00	-	15.70	-	23.50	45 / 48	XP3225
7835015	PXVC160C16-04R005	-	16.00	-	0.50	4	-	16.00	-	15.70	-	23.50	45 / 48	XP3225
7835016	PXVC160C16-04R010	-	16.00	-	1.00	4	-	16.00	-	15.70	-	23.50	45 / 48	XP3225
7835017	PXVC160C16-04R015	-	16.00	-	1.50	4	-	16.00	-	15.70	-	23.50	45 / 48	XP3225

● Stocked ○ Available Upon Request; MOQ May Apply ▲ Globally Stocked



CONTINUED ➔



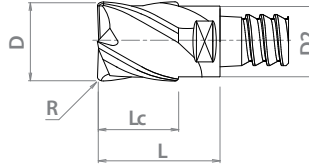


List 78PXVC (Continued)

OSG PHOENIX[®] PXVC Exchangeable Heads



SPEED FEED	ARBORS	ACCS.
1547	1316-1325	1326
		PACKED
		1 PIECE



EDP Number	Designation	Diameter		Corner Radius		Number of Flutes	Length of Cut		Flange Diameter		Overall Length		Helix Angle	Grade
		D (Inch)	D (mm)	R (Inch)	R (mm)		Lc (Inch)	Lc (mm)	D2 (Inch)	D2 (mm)	L (Inch)	L (mm)		
7835018	PXVC160C16-04R020	-	16.00	-	2.00	4	-	16.00	-	15.70	-	23.50	45 / 48	XP3225
7835019	PXVC160C16-04R030	-	16.00	-	3.00	4	-	16.00	-	15.70	-	23.50	45 / 48	XP3225
7835020	PXVC180C16-04R000	-	18.00	-	-	4	-	18.00	-	15.70	-	25.50	45 / 48	XP3225
7835021	PXVC180C16-04R005	-	18.00	-	0.50	4	-	18.00	-	15.70	-	25.50	45 / 48	XP3225
7835022	PXVC180C16-04R010	-	18.00	-	1.00	4	-	18.00	-	15.70	-	25.50	45 / 48	XP3225
7835023	PXVC180C16-04R020	-	18.00	-	2.00	4	-	18.00	-	15.70	-	25.50	45 / 48	XP3225
7835024	PXVC180C16-04R030	-	18.00	-	3.00	4	-	18.00	-	15.70	-	25.50	45 / 48	XP3225
7835025	PXVC200C20-04R000	-	20.00	-	-	4	-	20.00	-	19.60	-	27.50	45 / 48	XP3225
7835026	PXVC200C20-04R005	-	20.00	-	0.50	4	-	20.00	-	19.60	-	27.50	45 / 48	XP3225
7835027	PXVC200C20-04R010	-	20.00	-	1.00	4	-	20.00	-	19.60	-	27.50	45 / 48	XP3225
7835028	PXVC200C20-04R020	-	20.00	-	2.00	4	-	20.00	-	19.60	-	27.50	45 / 48	XP3225
7835029	PXVC200C20-04R030	-	20.00	-	3.00	4	-	20.00	-	19.60	-	27.50	45 / 48	XP3225
7835030	PXVC220C20-04R000	-	22.00	-	-	4	-	22.00	-	19.60	-	29.50	45 / 48	XP3225
7835038	PXVC220C20-04R005	-	22.00	-	0.50	4	-	22.00	-	19.60	-	29.50	45 / 48	XP3225
7835031	PXVC220C20-04R010	-	22.00	-	1.00	4	-	22.00	-	19.60	-	29.50	45 / 48	XP3225
7835032	PXVC220C20-04R020	-	22.00	-	2.00	4	-	22.00	-	19.60	-	29.50	45 / 48	XP3225
7835033	PXVC220C20-04R030	-	22.00	-	3.00	4	-	22.00	-	19.60	-	29.50	45 / 48	XP3225
7835034	PXVC250C25-04R000	-	25.00	-	-	4	-	25.00	-	24.00	-	35.00	45 / 48	XP3225
7835035	PXVC250C25-04R010	-	25.00	-	1.00	4	-	25.00	-	24.00	-	35.00	45 / 48	XP3225
7835036	PXVC250C25-04R020	-	25.00	-	2.00	4	-	25.00	-	24.00	-	35.00	45 / 48	XP3225
7835037	PXVC250C25-04R030	-	25.00	-	3.00	4	-	25.00	-	24.00	-	35.00	45 / 48	XP3225
7835039	PXVC320C32-05R010	-	32.00	-	1.00	5	-	32.00	-	28.00	-	44.70	45	XP3225
7835040	PXVC320C32-08R010	-	32.00	-	1.00	8	-	32.00	-	28.00	-	44.70	38	XP3225

● Stocked ○ Available Upon Request; MOQ May Apply ▲ Globally Stocked

PXI

DESIGNATION EXPLANATION

PXVC 0500 A C12-04 R030-XP3225



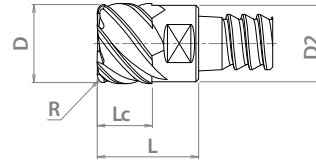


List 78PXSM

OSG PHOENIX® PXSM Exchangeable Heads



SPEED FEED	ARBORS	ACCS.		PACKED
1548	1316-1325	1326		1 PIECE



EDP Number	Designation	Diameter		Corner Radius		Number of Flutes	Length of Cut		Flange Diameter		Overall Length		Helix Angle	Grade
		D (Inch)	D (mm)	R (Inch)	R (mm)		Lc (Inch)	Lc (mm)	D2 (Inch)	D2 (mm)	L (Inch)	L (mm)		
52302025	PXSM0375AC10-06R000	0.375	-	-	-	6	0.263	-	0.366	-	0.488	-	38	XP3225
52302026	PXSM0375AC10-06R015	0.375	-	0.015	-	6	0.263	-	0.366	-	0.488	-	38	XP3225
52302027	PXSM0375AC10-06R030	0.375	-	0.030	-	6	0.263	-	0.366	-	0.488	-	38	XP3225
52302028	PXSM0375AC10-06R060	0.375	-	0.060	-	6	0.263	-	0.366	-	0.488	-	38	XP3225
52302000	PXSM0500AC12-06R000	0.500	-	-	-	6	0.350	-	0.488	-	0.598	-	38	XP3225
52302001	PXSM0500AC12-06R015	0.500	-	0.015	-	6	0.350	-	0.488	-	0.598	-	38	XP3225
52302002	PXSM0500AC12-06R030	0.500	-	0.030	-	6	0.350	-	0.488	-	0.598	-	38	XP3225
52302003	PXSM0500AC12-06R060	0.500	-	0.060	-	6	0.350	-	0.488	-	0.598	-	38	XP3225
52302004	PXSM0500AC12-06R090	0.500	-	0.090	-	6	0.350	-	0.488	-	0.598	-	38	XP3225
52302005	PXSM0625AC16-06R000	0.625	-	-	-	6	0.438	-	0.613	-	0.732	-	38	XP3225
52302006	PXSM0625AC16-06R030	0.625	-	0.030	-	6	0.438	-	0.613	-	0.732	-	38	XP3225
52302007	PXSM0625AC16-06R060	0.625	-	0.060	-	6	0.438	-	0.613	-	0.732	-	38	XP3225
52302008	PXSM0625AC16-06R090	0.625	-	0.090	-	6	0.438	-	0.613	-	0.732	-	38	XP3225
52302009	PXSM0625AC16-06R120	0.625	-	0.120	-	6	0.438	-	0.613	-	0.732	-	38	XP3225
52302010	PXSM0625AC16-08R000	0.625	-	-	-	8	0.438	-	0.613	-	0.732	-	42	XP3225
52302011	PXSM0625AC16-08R030	0.625	-	0.030	-	8	0.438	-	0.613	-	0.732	-	42	XP3225
52302012	PXSM0625AC16-08R060	0.625	-	0.060	-	8	0.438	-	0.613	-	0.732	-	42	XP3225
52302013	PXSM0625AC16-08R090	0.625	-	0.090	-	8	0.438	-	0.613	-	0.732	-	42	XP3225
52302014	PXSM0625AC16-08R120	0.625	-	0.120	-	8	0.438	-	0.613	-	0.732	-	42	XP3225
52302015	PXSM0750AC20-10R000	0.750	-	-	-	10	0.525	-	0.736	-	0.807	-	42	XP3225
52302016	PXSM0750AC20-10R030	0.750	-	0.030	-	10	0.525	-	0.736	-	0.807	-	42	XP3225
52302017	PXSM0750AC20-10R060	0.750	-	0.060	-	10	0.525	-	0.736	-	0.807	-	42	XP3225
52302018	PXSM0750AC20-10R090	0.750	-	0.090	-	10	0.525	-	0.736	-	0.807	-	42	XP3225
52302019	PXSM0750AC20-10R120	0.750	-	0.120	-	10	0.525	-	0.736	-	0.807	-	42	XP3225
52302020	PXSM1000AC25-10R000	1.000	-	-	-	10	0.700	-	0.960	-	1.098	-	42	XP3225
52302021	PXSM1000AC25-10R030	1.000	-	0.030	-	10	0.700	-	0.960	-	1.098	-	42	XP3225
52302022	PXSM1000AC25-10R060	1.000	-	0.060	-	10	0.700	-	0.960	-	1.098	-	42	XP3225
52302023	PXSM1000AC25-10R090	1.000	-	0.090	-	10	0.700	-	0.960	-	1.098	-	42	XP3225
52302024	PXSM1000AC25-10R120	1.000	-	0.120	-	10	0.700	-	0.960	-	1.098	-	42	XP3225
7830094	PXSM100C10-06R000	-	10.00	-	-	6	-	7.00	-	9.70	-	13.00	38	XP3225
7830095	PXSM100C10-06R005	-	10.00	-	0.50	6	-	7.00	-	9.70	-	13.00	38	XP3225
7830096	PXSM100C10-06R010	-	10.00	-	1.00	6	-	7.00	-	9.70	-	13.00	38	XP3225
7830097	PXSM100C10-06R020	-	10.00	-	2.00	6	-	7.00	-	9.70	-	13.00	38	XP3225
7830104	PXSM120C12-06R000	-	12.00	-	-	6	-	8.40	-	11.70	-	14.40	38	XP3225
7830105	PXSM120C12-06R005	-	12.00	-	0.50	6	-	8.40	-	11.70	-	14.40	38	XP3225
7830106	PXSM120C12-06R010	-	12.00	-	1.00	6	-	8.40	-	11.70	-	14.40	38	XP3225
7830107	PXSM120C12-06R020	-	12.00	-	2.00	6	-	8.40	-	11.70	-	14.40	38	XP3225
7830108	PXSM120C12-06R030	-	12.00	-	3.00	6	-	8.40	-	11.70	-	14.40	38	XP3225
7830109	PXSM160C16-06R000	-	16.00	-	-	6	-	11.20	-	15.70	-	18.70	38	XP3225
7830110	PXSM160C16-06R005	-	16.00	-	0.50	6	-	11.20	-	15.70	-	18.70	38	XP3225
7830111	PXSM160C16-06R010	-	16.00	-	1.00	6	-	11.20	-	15.70	-	18.70	38	XP3225
7830112	PXSM160C16-06R015	-	16.00	-	1.50	6	-	11.20	-	15.70	-	18.70	38	XP3225
7830113	PXSM160C16-06R020	-	16.00	-	2.00	6	-	11.20	-	15.70	-	18.70	38	XP3225
7830114	PXSM160C16-06R030	-	16.00	-	3.00	6	-	11.20	-	15.70	-	18.70	38	XP3225
7830115	PXSM160C16-08R000	-	16.00	-	-	8	-	11.20	-	15.70	-	18.70	42	XP3225
7830116	PXSM160C16-08R005	-	16.00	-	0.50	8	-	11.20	-	15.70	-	18.70	42	XP3225
7830117	PXSM160C16-08R010	-	16.00	-	1.00	8	-	11.20	-	15.70	-	18.70	42	XP3225
7830118	PXSM160C16-08R015	-	16.00	-	1.50	8	-	11.20	-	15.70	-	18.70	42	XP3225
7830119	PXSM160C16-08R020	-	16.00	-	2.00	8	-	11.20	-	15.70	-	18.70	42	XP3225
7830120	PXSM160C16-08R030	-	16.00	-	3.00	8	-	11.20	-	15.70	-	18.70	42	XP3225
7830121	PXSM200C20-10R000	-	20.00	-	-	10	-	14.00	-	19.60	-	21.50	42	XP3225

● Stocked ○ Available Upon Request; MOQ May Apply ▲ Globally Stocked



CONTINUED



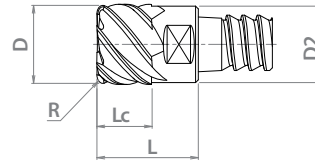


List 78PXSM (Continued)

OSG PHOENIX[®] PXSM Exchangeable Heads



SPEED FEED	ARBORS	ACCS.			PACKED
1548	1316-1325	1326			1 PIECE



EDP Number	Designation	Diameter		Corner Radius		Number of Flutes	Length of Cut		Flange Diameter		Overall Length		Helix Angle	Grade
		D (Inch)	D (mm)	R (Inch)	R (mm)		Lc (Inch)	Lc (mm)	D2 (Inch)	D2 (mm)	L (Inch)	L (mm)		
7830122	● PXSM200C20-10R005	-	20.00	-	0.50	10	-	14.00	-	19.60	-	21.50	42	XP3225
7830123	● PXSM200C20-10R010	-	20.00	-	1.00	10	-	14.00	-	19.60	-	21.50	42	XP3225
7830124	● PXSM200C20-10R020	-	20.00	-	2.00	10	-	14.00	-	19.60	-	21.50	42	XP3225
7830125	● PXSM200C20-10R030	-	20.00	-	3.00	10	-	14.00	-	19.60	-	21.50	42	XP3225
7830126	● PXSM250C25-10R000	-	25.00	-	-	10	-	17.50	-	24.00	-	27.50	42	XP3225
7830127	● PXSM250C25-10R010	-	25.00	-	1.00	10	-	17.50	-	24.00	-	27.50	42	XP3225
7830128	● PXSM250C25-10R020	-	25.00	-	2.00	10	-	17.50	-	24.00	-	27.50	42	XP3225
7830129	● PXSM250C25-10R030	-	25.00	-	3.00	10	-	17.50	-	24.00	-	27.50	42	XP3225

● Stocked ○ Available Upon Request; MOQ May Apply ▲ Globally Stocked



DESIGNATION EXPLANATION

PXSM 0500 A C12-06 R030-XP3225





List 78PXSH

OSG PHOENIX® PXSH Exchangeable Heads



SPEED FEED
1549-1550

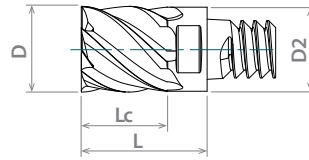
ARBORS
1316-1325

ACCS.
1326

43°



PACKED
1 PIECE



EDP Number	Designation	Diameter		Number of Flutes	Length of Cut		Flange Diameter		Overall Length		Grade
		D (Inch)	D (mm)		Lc (Inch)	Lc (mm)	D2 (Inch)	D2 (mm)	L (Inch)	L (mm)	
52312000	● PXSH0500AC12-06R000	0.500	-	6	0.500	-	0.488	-	0.748	-	XP6703
52312001	● PXSH0625AC16-06R000	0.625	-	6	0.625	-	0.613	-	0.921	-	XP6703
52312002	● PXSH0750AC20-06R000	0.750	-	6	0.750	-	0.736	-	1.035	-	XP6703
52312003	○ PXSH1000AC25-08R000	1.000	-	8	1.000	-	0.960	-	1.398	-	XP6703
7830380	● PXSH120C12-06R000	-	12.00	6	-	12.00	-	11.70	-	18.00	XP6703
7830381	● PXSH160C16-06R000	-	16.00	6	-	16.00	-	15.70	-	23.50	XP6703
7830382	● PXSH200C20-06R000	-	20.00	6	-	20.00	-	19.60	-	27.50	XP6703
7830383	▲ PXSH250C25-08R000	-	25.00	8	-	25.00	-	24.00	-	35.00	XP6703

● Stocked ○ Available Upon Request; MOQ May Apply ▲ Globally Stocked



ABOUT OSG

DRILLING

THREADING

MILLING

HOLDERS

INDEX

DESIGNATION EXPLANATION

PXSH 0500 A C12-06 R000-XP6703



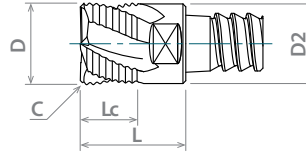


List 78PXNL

OSG PHOENIX[®] PXNL Exchangeable Heads, Low Helix



SPEED FEED	ARBORS	ACCS.	ROUGH	4 FLUTE	19°/21°	PACKED
1551	1316-1325	1326				1 PIECE



EDP Number	Designation	Diameter		Corner Chamfer		Length of Cut		Flange Diameter		Overall Length		Grade
		D (Inch)	D (mm)	C (Inch)	C (mm)	Lc (Inch)	Lc (mm)	D2 (Inch)	D2 (mm)	L (Inch)	L (mm)	
52303004	● PXNL0375AC10-04C020	0.375	-	0.020	-	0.263	-	0.366	-	0.488	-	XP3225
52303000	● PXNL0500AC12-04C020	0.500	-	0.020	-	0.350	-	0.488	-	0.598	-	XP3225
52303001	● PXNL0625AC16-04C025	0.625	-	0.025	-	0.438	-	0.613	-	0.732	-	XP3225
52303002	● PXNL0750AC20-04C025	0.750	-	0.025	-	0.525	-	0.736	-	0.807	-	XP3225
52303003	● PXNL1000AC25-04C025	1.000	-	0.025	-	0.700	-	0.960	-	1.098	-	XP3225
7830400	● PXNL100C10-04C005	-	10.00	-	0.50	-	7.00	-	9.70	-	13.00	XP3225
7830401	● PXNL120C12-04C005	-	12.00	-	0.50	-	8.40	-	11.70	-	14.40	XP3225
7830402	● PXNL160C16-04C006	-	16.00	-	0.60	-	11.20	-	15.70	-	18.70	XP3225
7830403	● PXNL200C20-04C006	-	20.00	-	0.60	-	14.00	-	19.60	-	21.50	XP3225
7830404	● PXNL250C25-04C006	-	25.00	-	0.60	-	17.50	-	24.00	-	27.50	XP3225

● Stocked ○ Available Upon Request; MOQ May Apply ▲ Globally Stocked

PXI

DESIGNATION EXPLANATION

PXNL 0500 A C12-04 C020-XP3225



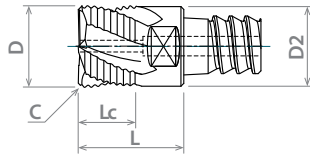


List 78PXNL-O

OSG PHOENIX[®] PXNL-O Exchangeable Heads,
Low Helix



SPEED FEED	ARBORS	ACCS.	ROUGH	4 FLUTE	19°/21°	PACKED
1551	1316-1325	1326				1 PIECE



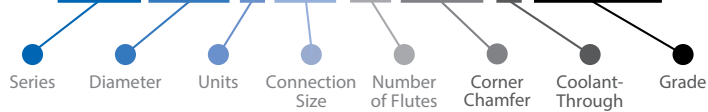
EDP Number	Designation	Diameter		Corner Chamfer		Length of Cut		Flange Diameter		Overall Length		Grade
		D (Inch)	D (mm)	C (Inch)	C (mm)	Lc (Inch)	Lc (mm)	D2 (Inch)	D2 (mm)	L (Inch)	L (mm)	
52315000	● PXNL0500AC12-04C020-O	0.500	-	0.020	-	0.350	-	0.488	-	0.598	-	XP3225
52315001	● PXNL0625AC16-04C025-O	0.625	-	0.025	-	0.438	-	0.613	-	0.732	-	XP3225
52315002	● PXNL0750AC20-04C025-O	0.750	-	0.025	-	0.525	-	0.736	-	0.807	-	XP3225
52315003	● PXNL1000AC25-04C025-O	1.000	-	0.025	-	0.700	-	0.960	-	1.098	-	XP3225
7830411	● PXNL120C12-04C005-O	-	12.00	-	0.50	-	8.40	-	11.70	-	14.40	XP3225
7830412	● PXNL160C16-04C006-O	-	16.00	-	0.60	-	11.20	-	15.70	-	18.70	XP3225
7830413	● PXNL200C20-04C006-O	-	20.00	-	0.60	-	14.00	-	19.60	-	21.50	XP3225
7830414	● PXNL250C25-04C006-O	-	25.00	-	0.60	-	17.50	-	24.00	-	27.50	XP3225

● Stocked ○ Available Upon Request; MOQ May Apply ▲ Globally Stocked



DESIGNATION EXPLANATION

PXNL 0500 A C12-04 C020-O-XP3225



ABOUT OSG

DRILLING

THREADING

MILLING

HOLDERS

INDEX



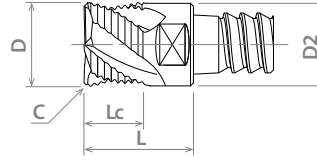


List 78PXNH

OSG PHOENIX[®] PXNH Exchangeable Heads, High Helix



SPEED FEED	ARBORS	ACCS.	ROUGH	4 FLUTE	40-42°	PACKED
1551	1316-1325	1326				1 PIECE



EDP Number	Designation	Diameter		Corner Chamfer		Length of Cut		Flange Diameter		Overall Length		Grade
		D (Inch)	D (mm)	C (Inch)	C (mm)	Lc (Inch)	Lc (mm)	D2 (Inch)	D2 (mm)	L (Inch)	L (mm)	
52304004	● PXNH0375AC10-04C020	0.375	-	0.020	-	0.263	-	0.366	-	0.488	-	XP3225
52304000	● PXNH0500AC12-04C020	0.500	-	0.020	-	0.350	-	0.488	-	0.598	-	XP3225
52304001	● PXNH0625AC16-04C025	0.625	-	0.025	-	0.438	-	0.613	-	0.732	-	XP3225
52304002	● PXNH0750AC20-04C025	0.750	-	0.025	-	0.525	-	0.736	-	0.807	-	XP3225
52304003	● PXNH1000AC25-04C025	1.000	-	0.025	-	0.700	-	0.960	-	1.098	-	XP3225
7830450	● PXNH100C10-04C005	-	10.00	-	0.50	-	7.00	-	9.70	-	13.00	XP3225
7830451	● PXNH120C12-04C005	-	12.00	-	0.50	-	8.40	-	11.70	-	14.40	XP3225
7830452	● PXNH160C16-04C006	-	16.00	-	0.60	-	11.20	-	15.70	-	18.70	XP3225
7830453	● PXNH200C20-04C006	-	20.00	-	0.60	-	14.00	-	19.60	-	21.50	XP3225
7830454	● PXNH250C25-04C006	-	25.00	-	0.60	-	17.50	-	24.00	-	27.50	XP3225

● Stocked ○ Available Upon Request; MOQ May Apply ▲ Globally Stocked

PXI

DESIGNATION EXPLANATION

PXNH 0500 A C12-04 C020-XP3225



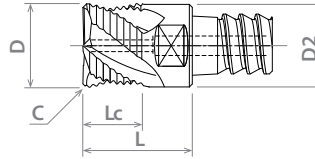


List 78PXNH-O

OSG PHOENIX[®] PXNH-O Exchangeable Heads, High Helix



SPEED FEED 1551	ARBORS 1316-1325	ACCS. 1326	ROUGH	4 FLUTE	40-42°	PACKED 1 PIECE
---------------------------	----------------------------	----------------------	--------------	----------------	---------------	--------------------------



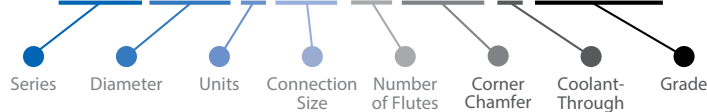
EDP Number	Designation	Diameter		Corner Chamfer		Length of Cut		Flange Diameter		Overall Length		Grade
		D (Inch)	D (mm)	C (Inch)	C (mm)	Lc (Inch)	Lc (mm)	D2 (Inch)	D2 (mm)	L (Inch)	L (mm)	
52316000	● PXNH0500AC12-04C020-O	0.500	-	0.020	-	0.350	-	0.488	-	0.598	-	XP3225
52316001	● PXNH0625AC16-04C025-O	0.625	-	0.025	-	0.438	-	0.613	-	0.732	-	XP3225
52316002	● PXNH0750AC20-04C025-O	0.750	-	0.025	-	0.525	-	0.736	-	0.807	-	XP3225
52316003	● PXNH1000AC25-04C025-O	1.000	-	0.025	-	0.700	-	0.960	-	1.098	-	XP3225
7830461	● PXNH120C12-04C005-O	-	12.00	-	0.50	-	8.40	-	11.70	-	14.40	XP3225
7830462	● PXNH160C16-04C006-O	-	16.00	-	0.60	-	11.20	-	15.70	-	18.70	XP3225
7830463	● PXNH200C20-04C006-O	-	20.00	-	0.60	-	14.00	-	19.60	-	21.50	XP3225
7830464	● PXNH250C25-04C006-O	-	25.00	-	0.60	-	17.50	-	24.00	-	27.50	XP3225

● Stocked ○ Available Upon Request; MOQ May Apply ▲ Globally Stocked

PXI

DESIGNATION EXPLANATION


PXNH 0500 A C12-04 C020-O-XP3225



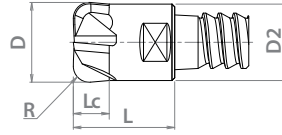


List 78PXRE

OSG PHOENIX[®] PXRE Exchangeable Heads, Straight Flute



SPEED FEED	ARBORS	ACCS.	PACKED
1552	1316-1325	1326	1 PIECE



EDP Number	Designation	Diameter		Corner Radius		Number of Flutes	Length of Cut		Flange Diameter		Overall Length		Grade
		D (Inch)	D (mm)	R (Inch)	R (mm)		Lc (Inch)	Lc (mm)	D2 (Inch)	D2 (mm)	L (Inch)	L (mm)	
52305004	● PXRE0375AC10-04R090	0.375	-	0.090	-	4	0.169	-	0.366	-	0.488	-	XP6305
52305000	● PXRE0500AC12-04R090	0.500	-	0.090	-	4	0.197	-	0.488	-	0.598	-	XP6305
52305001	● PXRE0625AC16-06R120	0.625	-	0.120	-	6	0.276	-	0.613	-	0.732	-	XP6305
52305002	● PXRE0750AC20-06R120	0.750	-	0.120	-	6	0.394	-	0.736	-	0.807	-	XP6305
52305003	● PXRE1000AC25-06R120	1.000	-	0.120	-	6	0.500	-	0.960	-	1.098	-	XP6305
7830200	● PXRE100C10-04R020	-	10.00	-	2.00	4	-	4.50	-	9.70	-	13.00	XP6305
7830201	● PXRE120C12-04R020	-	12.00	-	2.00	4	-	5.00	-	11.70	-	14.40	XP6305
7830202	● PXRE160C16-06R030	-	16.00	-	3.00	6	-	7.00	-	15.70	-	18.70	XP6305
7830203	● PXRE200C20-06R030	-	20.00	-	3.00	6	-	10.00	-	19.60	-	21.50	XP6305

● Stocked ○ Available Upon Request; MOQ May Apply ▲ Globally Stocked



DESIGNATION EXPLANATION

PXRE 0500 A C12-04 R090-XP6305



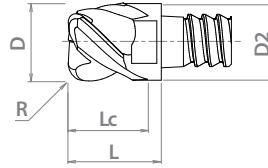


List 78PXDR

OSG PHOENIX® PXDR Exchangeable Heads,
Helical Flute



SPEED FEED 1552-1553	ARBORS 1316-1325	ACCS. 1326	3 FLUTE	45°	PACKED 1 PIECE
--------------------------------	----------------------------	----------------------	----------------	------------	--------------------------



EDP Number	Designation	Specification	Diameter		Corner Radius		Number of Flutes	Length of Cut		Flange Diameter		Overall Length		Grade
			D (Inch)	D (mm)	R (Inch)	R (mm)		Lc (Inch)	Lc (mm)	D2 (Inch)	D2 (mm)	L (Inch)	L (mm)	
52309008	● PXDR0375AC10-03R060-P	PXDR-P	0.375	-	0.060	-	3	0.264	-	0.366	-	0.488	-	XP3225
52309009	● PXDR0375AC10-03R090-P	PXDR-P	0.375	-	0.090	-	3	0.264	-	0.366	-	0.488	-	XP3225
52309000	● PXDR0500AC12-03R060-P	PXDR-P	0.500	-	0.060	-	3	0.350	-	0.488	-	0.598	-	XP3225
52309001	● PXDR0500AC12-03R090-P	PXDR-P	0.500	-	0.090	-	3	0.350	-	0.488	-	0.598	-	XP3225
52309002	● PXDR0625AC16-03R090-P	PXDR-P	0.625	-	0.090	-	3	0.438	-	0.613	-	0.732	-	XP3225
52309003	● PXDR0625AC16-03R120-P	PXDR-P	0.625	-	0.120	-	3	0.438	-	0.613	-	0.732	-	XP3225
52309004	● PXDR0750AC20-03R090-P	PXDR-P	0.750	-	0.090	-	3	0.525	-	0.736	-	0.807	-	XP3225
52309005	● PXDR0750AC20-03R120-P	PXDR-P	0.750	-	0.120	-	3	0.525	-	0.736	-	0.807	-	XP3225
52309006	● PXDR1000AC25-03R090-P	PXDR-P	1.000	-	0.090	-	3	0.700	-	0.960	-	1.098	-	XP3225
52309007	● PXDR1000AC25-03R120-P	PXDR-P	1.000	-	0.120	-	3	0.700	-	0.960	-	1.098	-	XP3225
7830349	● PXDR100C10-03R015-P	PXDR-P	-	10.00	-	1.50	3	-	7.00	-	9.70	-	13.00	XP3225
7830350	● PXDR100C10-03R020-P	PXDR-P	-	10.00	-	2.00	3	-	7.00	-	9.70	-	13.00	XP3225
7830351	● PXDR120C12-03R015-P	PXDR-P	-	12.00	-	1.50	3	-	8.40	-	11.70	-	14.40	XP3225
7830352	● PXDR120C12-03R020-P	PXDR-P	-	12.00	-	2.00	3	-	8.40	-	11.70	-	14.40	XP3225
7830353	● PXDR160C16-03R020-P	PXDR-P	-	16.00	-	2.00	3	-	11.20	-	15.70	-	18.70	XP3225
7830354	● PXDR160C16-03R030-P	PXDR-P	-	16.00	-	3.00	3	-	11.20	-	15.70	-	18.70	XP3225
7830355	● PXDR200C20-03R020-P	PXDR-P	-	20.00	-	2.00	3	-	14.00	-	19.60	-	21.50	XP3225
7830356	● PXDR200C20-03R030-P	PXDR-P	-	20.00	-	3.00	3	-	14.00	-	19.60	-	21.50	XP3225
52310008	● PXDR0375AC10-03R060-N	PXDR-N	0.375	-	0.060	-	3	0.264	-	0.366	-	0.488	-	XP6305
52310009	● PXDR0375AC10-03R090-N	PXDR-N	0.375	-	0.090	-	3	0.264	-	0.366	-	0.488	-	XP6305
52310000	● PXDR0500AC12-03R060-N	PXDR-N	0.500	-	0.060	-	3	0.350	-	0.488	-	0.598	-	XP6305
52310001	● PXDR0500AC12-03R090-N	PXDR-N	0.500	-	0.090	-	3	0.350	-	0.488	-	0.598	-	XP6305
52310002	● PXDR0625AC16-03R090-N	PXDR-N	0.625	-	0.090	-	3	0.438	-	0.613	-	0.732	-	XP6305
52310003	● PXDR0625AC16-03R120-N	PXDR-N	0.625	-	0.120	-	3	0.438	-	0.613	-	0.732	-	XP6305
52310004	● PXDR0750AC20-03R090-N	PXDR-N	0.750	-	0.090	-	3	0.525	-	0.736	-	0.807	-	XP6305
52310005	● PXDR0750AC20-03R120-N	PXDR-N	0.750	-	0.120	-	3	0.525	-	0.736	-	0.807	-	XP6305
52310006	● PXDR1000AC25-03R090-N	PXDR-N	1.000	-	0.090	-	3	0.700	-	0.960	-	1.098	-	XP6305
52310007	● PXDR1000AC25-03R120-N	PXDR-N	1.000	-	0.120	-	3	0.700	-	0.960	-	1.098	-	XP6305
7830369	● PXDR100C10-03R015-N	PXDR-N	-	10.00	-	1.50	3	-	7.00	-	9.70	-	13.00	XP6305
7830370	● PXDR100C10-03R020-N	PXDR-N	-	10.00	-	2.00	3	-	7.00	-	9.70	-	13.00	XP6305
7830371	● PXDR120C12-03R015-N	PXDR-N	-	12.00	-	1.50	3	-	8.40	-	11.70	-	14.40	XP6305
7830372	● PXDR120C12-03R020-N	PXDR-N	-	12.00	-	2.00	3	-	8.40	-	11.70	-	14.40	XP6305
7830373	● PXDR160C16-03R020-N	PXDR-N	-	16.00	-	2.00	3	-	11.20	-	15.70	-	18.70	XP6305
7830374	● PXDR160C16-03R030-N	PXDR-N	-	16.00	-	3.00	3	-	11.20	-	15.70	-	18.70	XP6305
7830375	● PXDR200C20-03R020-N	PXDR-N	-	20.00	-	2.00	3	-	14.00	-	19.60	-	21.50	XP6305
7830376	● PXDR200C20-03R030-N	PXDR-N	-	20.00	-	3.00	3	-	14.00	-	19.60	-	21.50	XP6305

● Stocked ○ Available Upon Request; MOQ May Apply ▲ Globally Stocked



DESIGNATION EXPLANATION

PXDR 0500 A C12-03 R090-P-XP3225



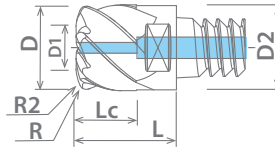


List 78PXHF-AM

OSG PHOENIX[®] PXHF-AM Exchangeable Heads, High Feed



SPEED FEED 1554-1555	ARBORS 1316-1325	ACCS. 1326	6 FLUTE	45°	PACKED 1 PIECE
--------------------------------	----------------------------	----------------------	----------------	------------	--------------------------



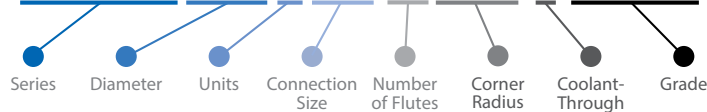
EDP Number	Designation	Diameter		Effective Diameter		Effective Radius		Corner Radius		Bottom Edge Radius		Length of Cut		Flange Diameter		Overall Length		Grade
		D (Inch)	D (mm)	D1 (Inch)	D1 (mm)	rt (Inch)	rt (mm)	R (Inch)	R (mm)	R2 (Inch)	R2 (mm)	Lc (Inch)	Lc (mm)	D2 (Inch)	D2 (mm)	L (Inch)	L (mm)	
52313000	● PXHF-AM0500AC12-06R060-O	0.500	-	0.250	-	0.060	-	0.050	-	0.300	-	0.350	-	0.488	-	0.598	-	XP6703
52313001	● PXHF-AM0625AC16-06R080-O	0.625	-	0.313	-	0.080	-	0.063	-	0.375	-	0.438	-	0.613	-	0.732	-	XP6703
52313002	● PXHF-AM0750AC20-06R100-O	0.750	-	0.375	-	0.100	-	0.075	-	0.450	-	0.525	-	0.736	-	0.807	-	XP6703
52313003	● PXHF-AM1000AC25-06R120-O	1.000	-	0.500	-	0.120	-	0.100	-	0.600	-	0.700	-	0.960	-	1.098	-	XP6703
7830377	● PXHF-AM120C12-06R150-O	-	12.00	-	6.00	-	1.50	-	1.20	-	7.00	-	8.40	-	11.70	-	14.40	XP6703
7830378	● PXHF-AM160C16-06R200-O	-	16.00	-	8.00	-	2.00	-	1.60	-	9.50	-	11.20	-	15.70	-	18.70	XP6703
7830379	● PXHF-AM200C20-06R250-O	-	20.00	-	10.00	-	2.50	-	2.00	-	12.00	-	14.00	-	19.60	-	21.50	XP6703

● Stocked ○ Available Upon Request; MOQ May Apply ▲ Globally Stocked



DESIGNATION EXPLANATION

PXHF-AM 0500 A C12-06 R060-O-XP6703

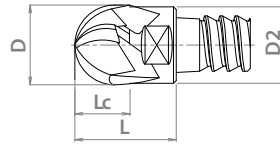




List 78PXBE

OSG PHOENIX® PXBE Exchangeable Heads

			SPEED FEED 1556	ARBORS 1316-1325	ACCS. 1326	 3 FLUTE	 45°	 PACKED 1 PIECE
--	--	--	---------------------------	----------------------------	----------------------	--------------------	----------------	------------------------------



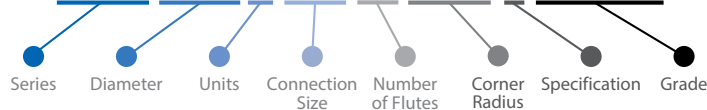
EDP Number	Designation	Specification	Diameter		Length of Cut		Flange Diameter		Overall Length		Grade
			D (Inch)	D (mm)	Lc (Inch)	Lc (mm)	D2 (Inch)	D2 (mm)	L (Inch)	L (mm)	
52311004	PXBE0375AC10-03R187-P	PXBE-P	0.375	-	0.264	-	0.366	-	0.488	-	XP3320
52311000	PXBE0500AC12-03R250-P	PXBE-P	0.500	-	0.350	-	0.488	-	0.598	-	XP3320
52311001	PXBE0625AC16-03R313-P	PXBE-P	0.625	-	0.438	-	0.613	-	0.732	-	XP3320
52311002	PXBE0750AC20-03R375-P	PXBE-P	0.750	-	0.525	-	0.736	-	0.807	-	XP3320
52311003	PXBE1000AC25-03R500-P	PXBE-P	1.000	-	0.700	-	0.960	-	1.098	-	XP3320
7830270	PXBE100C10-03R050-P	PXBE-P	-	10.00	-	7.00	-	9.70	-	13.00	XP3320
7830271	PXBE120C12-03R060-P	PXBE-P	-	12.00	-	8.40	-	11.70	-	14.40	XP3320
7830272	PXBE160C16-03R080-P	PXBE-P	-	16.00	-	11.20	-	15.70	-	18.70	XP3320
7830273	PXBE200C20-03R100-P	PXBE-P	-	20.00	-	14.00	-	19.60	-	21.50	XP3320
52306004	PXBE0375AC10-03R187-N	PXBE-N	0.375	-	0.264	-	0.366	-	0.488	-	XP3320
52306000	PXBE0500AC12-03R250-N	PXBE-N	0.500	-	0.350	-	0.488	-	0.598	-	XP3320
52306001	PXBE0625AC16-03R313-N	PXBE-N	0.625	-	0.438	-	0.613	-	0.732	-	XP3320
52306002	PXBE0750AC20-03R375-N	PXBE-N	0.750	-	0.525	-	0.736	-	0.807	-	XP3320
52306003	PXBE1000AC25-03R500-N	PXBE-N	1.000	-	0.700	-	0.960	-	1.098	-	XP3320
7830250	PXBE100C10-03R050-N	PXBE-N	-	10.00	-	7.00	-	9.70	-	13.00	XP3320
7830251	PXBE120C12-03R060-N	PXBE-N	-	12.00	-	8.40	-	11.70	-	14.40	XP3320
7830252	PXBE160C16-03R080-N	PXBE-N	-	16.00	-	11.20	-	15.70	-	18.70	XP3320
7830253	PXBE200C20-03R100-N	PXBE-N	-	20.00	-	14.00	-	19.60	-	21.50	XP3320

● Stocked ○ Available Upon Request; MOQ May Apply ▲ Globally Stocked



DESIGNATION EXPLANATION

PXBE 0500 A C12-03 R250-P-XP3320





List 78PXBE-O

OSG PHOENIX® PXBE-O Exchangeable Heads



SPEED FEED
1556

ARBORS
1316-1325

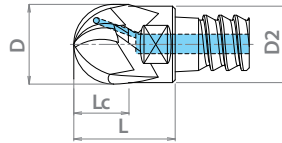
ACCS.
1326

3 FLUTE

45°

PACKED

1 PIECE




EDP Number	Designation	Specification	Diameter		Length of Cut		Flange Diameter		Overall Length		Grade
			D (Inch)	D (mm)	Lc (Inch)	Lc (mm)	D2 (Inch)	D2 (mm)	L (Inch)	L (mm)	
52317000	PXBE0500AC12-03R250-P-O	PXBE-P	0.500	-	0.350	-	0.488	-	0.598	-	XP3320
52317001	PXBE0625AC16-03R313-P-O	PXBE-P	0.625	-	0.438	-	0.613	-	0.732	-	XP3320
52317002	PXBE0750AC20-03R375-P-O	PXBE-P	0.750	-	0.525	-	0.736	-	0.807	-	XP3320
7830281	PXBE120C12-03R060-P-O	PXBE-P	-	12.00	-	8.40	-	11.70	-	14.40	XP3320
7830282	PXBE160C16-03R080-P-O	PXBE-P	-	16.00	-	11.20	-	15.70	-	18.70	XP3320
7830283	PXBE200C20-03R100-P-O	PXBE-P	-	20.00	-	14.00	-	19.60	-	21.50	XP3320
52318000	PXBE0500AC12-03R250-N-O	PXBE-N	0.500	-	0.350	-	0.488	-	0.598	-	XP3320
52318001	PXBE0625AC16-03R313-N-O	PXBE-N	0.625	-	0.438	-	0.613	-	0.732	-	XP3320
52318002	PXBE0750AC20-03R375-N-O	PXBE-N	0.750	-	0.525	-	0.736	-	0.807	-	XP3320
7830261	PXBE120C12-03R060-N-O	PXBE-N	-	12.00	-	8.40	-	11.70	-	14.40	XP3320
7830262	PXBE160C16-03R080-N-O	PXBE-N	-	16.00	-	11.20	-	15.70	-	18.70	XP3320
7830263	PXBE200C20-03R100-N-O	PXBE-N	-	20.00	-	14.00	-	19.60	-	21.50	XP3320

● Stocked ○ Available Upon Request; MOQ May Apply ▲ Globally Stocked



DESIGNATION EXPLANATION

PXBE 0500 A C12-03 R250-P-O-XP3320

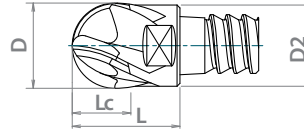




List 78PXBM

OSG PHOENIX[®] PXBM Exchangeable Heads

SPEED FEED 1557	ARBORS 1316-1325	ACCS. 1326	4 FLUTE	45°	PACKED 1 PIECE



EDP Number	Designation	Diameter		Number of Flutes	Length of Cut		Flange Diameter		Overall Length		Grade
		D (Inch)	D (mm)		Lc (Inch)	Lc (mm)	D2 (Inch)	D2 (mm)	L (Inch)	L (mm)	
52307004	● PXBM0375AC10-04R187	0.375	-	4	0.264	-	0.366	-	0.488	-	XP3320
52307000	● PXBM0500AC12-04R250	0.500	-	4	0.350	-	0.488	-	0.598	-	XP3320
52307001	● PXBM0625AC16-06R313	0.625	-	6	0.438	-	0.613	-	0.732	-	XP3320
52307002	● PXBM0750AC20-06R375	0.750	-	6	0.525	-	0.736	-	0.807	-	XP3320
52307003	● PXBM1000AC25-06R500	1.000	-	6	0.700	-	0.960	-	1.098	-	XP3320
7830300	● PXBM100C10-04R050	-	10.00	4	-	7.00	-	9.70	-	13.00	XP3320
7830301	● PXBM120C12-04R060	-	12.00	4	-	8.40	-	11.70	-	14.40	XP3320
7830302	● PXBM160C16-06R080	-	16.00	6	-	11.20	-	15.70	-	18.70	XP3320
7830303	● PXBM200C20-06R100	-	20.00	6	-	14.00	-	19.60	-	21.50	XP3320

● Stocked ○ Available Upon Request; MOQ May Apply ▲ Globally Stocked

PXI

DESIGNATION EXPLANATION

PXBM 0500 A C12-04 R250-XP3320





List 52300

OSG PHOENIX® PXM SA/TPA

STEEL	CARBIDE	PACKED
		1 PIECE



Straight Shank

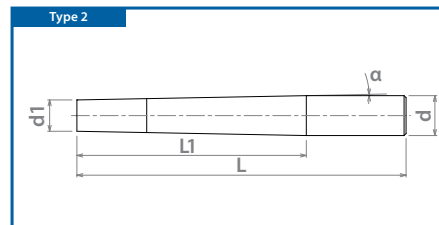
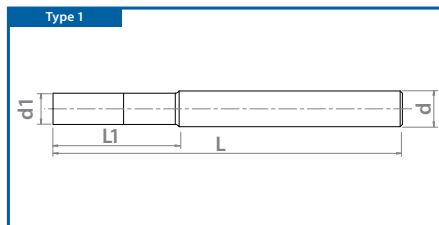


Tapered Shank

EDP Number	Designation	Body Type	Type	Neck Diameter	Neck Length	Overall Length	Taper Angle	Shank Diameter	Applicable Head (Inch)
				d1 (Inch)	L1 (Inch)	L (Inch)	α (°)	d (Inch)	
52300024	● PXMZ-C10SA0375-S300	Cylindrical Shank Steel	1	0.366	1.000	3.000	0.00	0.375	0.375
52300000	● PXMZ-C12SA0500-S400	Cylindrical Shank Steel	1	0.488	0.750	4.000	0.00	0.500	0.500
52300001	● PXMZ-C12TPA0750-S600	Cylindrical Shank Steel	2	0.488	2.000	6.000	5.00	0.750	0.500
52300002	● PXMZ-C16SA0625-S400	Cylindrical Shank Steel	1	0.613	1.000	4.000	0.00	0.625	0.625
52300003	● PXMZ-C16TPA1000-S650	Cylindrical Shank Steel	2	0.613	2.000	6.500	5.00	1.000	0.625
52300004	● PXMZ-C20SA0750-S500	Cylindrical Shank Steel	1	0.736	1.250	5.000	0.00	0.750	0.750
52300005	● PXMZ-C20TPA1250-S700	Cylindrical Shank Steel	2	0.736	2.750	7.000	5.00	1.250	0.750
52300006	● PXMZ-C25SA1000-S550	Cylindrical Shank Steel	1	0.960	1.500	5.500	0.00	1.000	1.000
52300025	● PXMZ-C32SA1250-S600	Cylindrical Shank Steel	1	1.094	2.500	6.000	0.00	1.250	1.250
52300026	● PXMZ-C10SA0375-S300CS	Cylindrical Shank Carbide	1	0.366	1.000	3.000	0.00	0.375	0.375
52300027	● PXMZ-C10SA0375-L400CS	Cylindrical Shank Carbide	1	0.366	1.750	4.000	0.00	0.375	0.375
52300028	● PXMZ-C10TPA0500-LL500CS	Cylindrical Shank Carbide	2	0.366	2.750	5.000	1.40	0.500	0.375
52300007	● PXMZ-C12SA0500-S300CS	Cylindrical Shank Carbide	1	0.488	1.000	3.000	0.00	0.500	0.500
52300008	● PXMZ-C12SA0500-L400CS	Cylindrical Shank Carbide	1	0.488	1.750	4.000	0.00	0.500	0.500
52300009	● PXMZ-C12SA0500-L450CS	Cylindrical Shank Carbide	1	0.488	2.500	4.500	0.00	0.500	0.500
52300010	● PXMZ-C12TPA0625-LL550CS	Cylindrical Shank Carbide	2	0.488	3.250	5.500	1.50	0.625	0.500
52300011	● PXMZ-C16SA0625-S350CS	Cylindrical Shank Carbide	1	0.613	1.500	3.500	0.00	0.625	0.625
52300012	● PXMZ-C16SA0625-L550CS	Cylindrical Shank Carbide	1	0.613	2.500	5.500	0.00	0.625	0.625
52300013	● PXMZ-C16SA0625-L600CS	Cylindrical Shank Carbide	1	0.613	3.250	6.000	0.00	0.625	0.625
52300014	● PXMZ-C16TPA0750-LL650CS	Cylindrical Shank Carbide	2	0.613	4.500	6.500	1.50	0.750	0.625
52300015	● PXMZ-C20SA0750-S350CS	Cylindrical Shank Carbide	1	0.736	1.500	3.500	0.00	0.750	0.750
52300016	● PXMZ-C20SA0750-L600CS	Cylindrical Shank Carbide	1	0.736	3.000	6.000	0.00	0.750	0.750
52300017	● PXMZ-C20SA0750-L700CS	Cylindrical Shank Carbide	1	0.736	4.250	7.000	0.00	0.750	0.750
52300018	● PXMZ-C20TPA1000-LL800CS	Cylindrical Shank Carbide	2	0.736	5.500	8.000	1.50	1.000	0.750
52300019	● PXMZ-C25SA1000-L800CS	Cylindrical Shank Carbide	1	0.960	3.750	8.000	0.00	1.000	1.000
52300029	● PXMZ-C32SA1250-L1000CS	Cylindrical Shank Carbide	1	1.094	6.500	10.000	0.00	1.250	1.250

● Stocked ○ Available Upon Request; MOQ May Apply ▲ Globally Stocked

Note: Wrench included with body.



DESIGNATION EXPLANATION

PXMZ-C10 SA 0375-S 300 (CS)

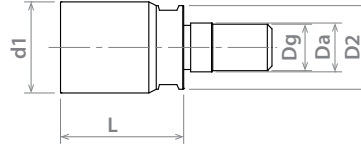




List 52321

OSG PHOENIX[®] PXMJ JOINT


STEEL
PACKED
1 PIECE



EDP Number	Designation	Body Type	Type	Neck Diameter	Pilot Diameter	Thread Size	Flange Diameter	Overall Length	Spanner Wrench	Applicable Head (Inch)
				d1 (Inch)	Da (Inch)	Dg (mm)	D2 (Inch)	L (Inch)		
52300020	● PXMJ-AC12SF06	PXMJ Joint	1	0.488	0.256	M6	0.433	0.709	PXMP8-10	0.500
52300021	● PXMJ-AC16SF08	PXMJ Joint	1	0.613	0.335	M8	0.571	0.858	PXMP13-16	0.625
52300022	● PXMJ-AC20SF10	PXMJ Joint	1	0.736	0.413	M10	0.707	1.043	PXMP13-16	0.750
52300023	● PXMJ-AC25SF12	PXMJ Joint	1	0.960	0.492	M12	0.905	1.338	PXMP21	1.000

● Stocked ○ Available Upon Request; MOQ May Apply ▲ Globally Stocked

Note: Wrench included with body. PXM heads can be mounted to PHOENIX SF Arbors by attaching the PXM SF Joint.



PXM Head

PXM SF Joint

SF Arbor SS

DESIGNATION EXPLANATION

PXMJ-A C20 SF 10





List 52319

OSG PHOENIX® PXM SA/TPA

STEEL	CARBIDE		PACKED
			1 PIECE



Straight Shank

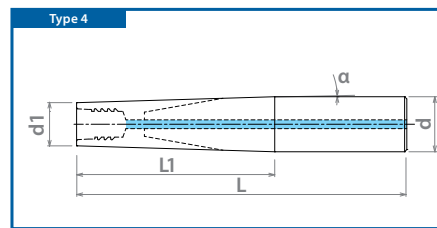
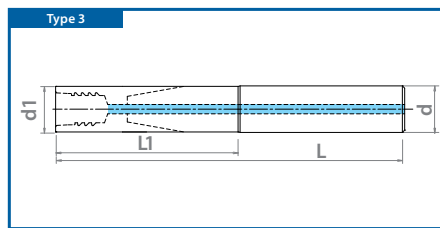


Tapered Shank

EDP Number	Designation	Body Type	Type	Neck Diameter	Neck Length	Overall Length	Taper Angle	Shank Diameter	Applicable Head (Inch)
				d1 (Inch)	L1 (Inch)	L (Inch)	α (°)	d (Inch)	
52319000	● PXMZ-C12SA0500-S400-O	Cylindrical Shank Steel	3	0.488	0.750	4.000	0.00	0.500	0.500
52319001	● PXMZ-C16SA0625-S400-O	Cylindrical Shank Steel	3	0.613	1.000	4.000	0.00	0.625	0.625
52319002	● PXMZ-C20SA0750-S500-O	Cylindrical Shank Steel	3	0.736	1.250	5.000	0.00	0.750	0.750
52319003	● PXMZ-C25SA1000-S550-O	Cylindrical Shank Steel	3	0.960	1.500	5.500	0.00	1.000	1.000
52319004	● PXMZ-C12SA0500-S300CS-O	Cylindrical Shank Carbide	3	0.488	1.000	3.000	0.00	0.500	0.500
52319005	● PXMZ-C12SA0500-L400CS-O	Cylindrical Shank Carbide	3	0.488	1.750	4.000	0.00	0.500	0.500
52319006	● PXMZ-C12SA0500-L450CS-O	Cylindrical Shank Carbide	3	0.488	2.500	4.500	0.00	0.500	0.500
52319007	● PXMZ-C12TPA0625-LL550CS-O	Cylindrical Shank Carbide	4	0.488	3.250	5.500	1.20	0.625	0.500
52319008	● PXMZ-C12TPA0625-LL600CS-O	Cylindrical Shank Carbide	4	0.488	3.750	6.000	1.00	0.625	0.500
52319009	● PXMZ-C16SA0625-S350CS-O	Cylindrical Shank Carbide	3	0.613	1.500	3.500	0.00	0.625	0.625
52319010	● PXMZ-C16SA0625-L550CS-O	Cylindrical Shank Carbide	3	0.613	2.500	5.500	0.00	0.625	0.625
52319011	● PXMZ-C16SA0625-L600CS-O	Cylindrical Shank Carbide	3	0.613	3.250	6.000	0.00	0.625	0.625
52319012	● PXMZ-C16TPA0750-LL650CS-O	Cylindrical Shank Carbide	4	0.613	4.500	6.500	1.00	0.750	0.625
52319013	● PXMZ-C16TPA0750-LL700CS-O	Cylindrical Shank Carbide	4	0.613	5.000	7.000	1.00	0.750	0.625
52319014	● PXMZ-C20SA0750-S350CS-O	Cylindrical Shank Carbide	3	0.736	1.500	3.500	0.00	0.750	0.750
52319015	● PXMZ-C20SA0750-L600CS-O	Cylindrical Shank Carbide	3	0.736	3.000	6.000	0.00	0.750	0.750
52319016	● PXMZ-C20SA0750-L700CS-O	Cylindrical Shank Carbide	3	0.736	4.250	7.000	0.00	0.750	0.750
52319017	● PXMZ-C20TPA1000-LL800CS-O	Cylindrical Shank Carbide	4	0.736	5.500	8.000	1.50	1.000	0.750
52319018	● PXMZ-C20TPA1000-LL850CS-O	Cylindrical Shank Carbide	4	0.736	6.000	8.500	1.20	1.000	0.750
52319019	● PXMZ-C25SA1000-L800CS-O	Cylindrical Shank Carbide	3	0.960	3.750	8.000	0.00	1.000	1.000

● Stocked ○ Available Upon Request; MOQ May Apply ▲ Globally Stocked

Note: Wrench included with body.



DESIGNATION EXPLANATION

PXMZ-C12 SA 0500-S 400 (CS)-O

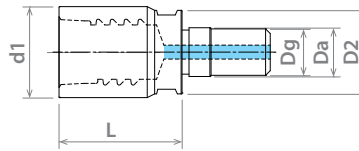




List 52320

OSG PHOENIX® PXMJ-O JOINT


STEEL PACKED
1 PIECE



EDP Number	Designation	Body Type	Type	Neck Diameter	Pilot Diameter	Thread Size	Flange Diameter	Overall Length	Spanner Wrench	Applicable Head (Inch)
				d1 (Inch)	Da (Inch)	Dg (mm)	D2 (Inch)	L (Inch)		
52319020	● PXMJ-AC12SF06-O	PXMJ Joint	2	0.488	0.256	M6	0.433	0.709	PXMP8-10	0.500
52319021	● PXMJ-AC16SF08-O	PXMJ Joint	2	0.613	0.335	M8	0.571	0.858	PXMP13-16	0.625
52319022	● PXMJ-AC20SF10-O	PXMJ Joint	2	0.736	0.413	M10	0.707	1.043	PXMP13-16	0.750
52319023	● PXMJ-AC25SF12-O	PXMJ Joint	2	0.960	0.492	M12	0.905	1.338	PXMP21	1.000

● Stocked ○ Available Upon Request; MOQ May Apply ▲ Globally Stocked

Note: Wrench included with body. PXM heads can be mounted to PHOENIX SF Arbors by attaching the PXM SF Joint.



DESIGNATION EXPLANATION

PXMJ-A C20 SF 10-O





List 78018

OSG PHOENIX[®] PXM SS/TP

STEEL	CARBIDE	PACKED
		1 PIECE



Straight Shank

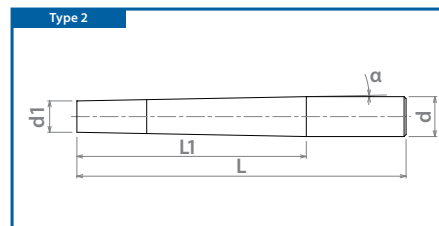
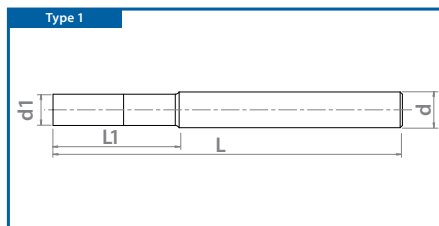


Tapered Shank

EDP Number	Designation	Body Type	Type	Neck Diameter	Neck Length	Overall Length	Taper Angle	Shank Diameter	Applicable Head (mm)
				d1 (mm)	L1 (mm)	L (mm)	α (°)	d (mm)	
48174021	● PXMZ-C10SS10-S075	Cylindrical Shank Steel	1	9.80	12.00	75.00	0.00	10.00	10.00
48174001	● PXMZ-C12SS12-S100	Cylindrical Shank Steel	1	11.70	18.00	100.00	0.00	12.00	12.00
48174002	● PXMZ-C12TP20-S145	Cylindrical Shank Steel	2	11.70	47.40	145.00	5.00	20.00	12.00
48174003	● PXMZ-C16SS16-S100	Cylindrical Shank Steel	1	15.70	23.00	100.00	0.00	16.00	16.00
48174004	● PXMZ-C16TP25-S155	Cylindrical Shank Steel	2	15.70	53.10	155.00	5.00	25.00	16.00
48174005	● PXMZ-C20SS20-S120	Cylindrical Shank Steel	1	19.60	28.00	120.00	0.00	20.00	20.00
48174006	● PXMZ-C20TP32-S170	Cylindrical Shank Steel	2	19.60	70.80	170.00	5.00	32.00	20.00
48174007	● PXMZ-C25SS25-S140	Cylindrical Shank Steel	1	24.00	34.50	140.00	0.00	25.00	25.00
48174022	● PXMZ-C32SS32-S160	Cylindrical Shank Steel	1	28.00	33.00	160.00	0.00	32.00	32.00
48174023	● PXMZ-C10SS10-L100CS	Cylindrical Shank Carbide	1	9.80	37.30	100.00	0.00	10.00	10.00
48174025	● PXMZ-C10SS10-S075CS	Cylindrical Shank Carbide	1	9.80	17.30	75.00	0.00	10.00	10.00
48174026	● PXMZ-C10TP12-LL130CS	Cylindrical Shank Carbide	2	9.80	67.00	130.00	0.00	12.00	10.00
48174008	● PXMZ-C12SS12-S075CS	Cylindrical Shank Carbide	1	11.70	24.00	75.00	0.00	12.00	12.00
48174009	● PXMZ-C12SS12-L100CS	Cylindrical Shank Carbide	1	11.70	45.90	100.00	0.00	12.00	12.00
48174010	● PXMZ-C12SS12-L115CS	Cylindrical Shank Carbide	1	11.70	64.20	115.00	0.00	12.00	12.00
48174011	● PXMZ-C12TP16-LL135CS	Cylindrical Shank Carbide	2	11.70	83.80	135.00	1.30	16.00	12.00
48174012	● PXMZ-C16SS16-S090CS	Cylindrical Shank Carbide	1	15.70	39.20	90.00	0.00	16.00	16.00
48174013	● PXMZ-C16SS16-L130CS	Cylindrical Shank Carbide	1	15.70	61.20	130.00	0.00	16.00	16.00
48174014	● PXMZ-C16SS16-L135CS	Cylindrical Shank Carbide	1	15.70	84.20	135.00	0.00	16.00	16.00
48174015	● PXMZ-C16TP20-LL165CS	Cylindrical Shank Carbide	2	15.70	115.00	165.00	1.10	20.00	16.00
48174016	● PXMZ-C20SS20-S090CS	Cylindrical Shank Carbide	1	19.60	39.10	90.00	0.00	20.00	20.00
48174017	● PXMZ-C20SS20-L150CS	Cylindrical Shank Carbide	1	19.60	78.40	150.00	0.00	20.00	20.00
48174018	● PXMZ-C20SS20-L180CS	Cylindrical Shank Carbide	1	19.60	109.10	180.00	0.00	20.00	20.00
48174019	● PXMZ-C20TP25-LL200CS	Cylindrical Shank Carbide	2	19.60	140.00	200.00	1.10	25.00	20.00
48174020	● PXMZ-C25SS25-L200CS	Cylindrical Shank Carbide	1	24.00	96.60	200.00	0.00	25.00	25.00
48174024	● PXMZ-C32SS32-L250CS	Cylindrical Shank Carbide	1	28.00	115.20	250.00	0.00	32.00	32.00

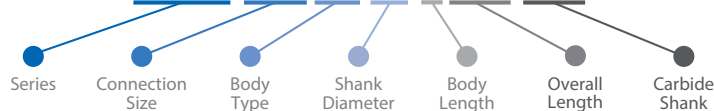
● Stocked ○ Available Upon Request; MOQ May Apply ▲ Globally Stocked

Note: Wrench included with body.



DESIGNATION EXPLANATION

PXMZ-C10 SS 10-S 075 (CS)

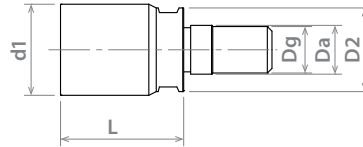




List 78021

OSG PHOENIX® PXM JOINT


STEEL
PACKED
1 PIECE



EDP Number	Designation	Body Type	Type	Neck Diameter	Pilot Diameter	Thread Size	Flange Diameter	Overall Length	Spanner Wrench	Applicable Head (mm)
				d1 (mm)	Da (mm)	Dg (mm)	D2 (mm)	L (mm)		
7801893	● PXMJ-C12SF06	PXMJ Joint	1	11.70	6.50	M6	11.00	18.00	PXMP8-10	12.00
7801894	● PXMJ-C16SF08	PXMJ Joint	1	15.70	8.50	M8	14.50	21.80	PXMP13-16	16.00
7801895	● PXMJ-C20SF10	PXMJ Joint	1	19.60	10.50	M10	18.00	26.50	PXMP13-16	20.00
7801896	● PXMJ-C25SF12	PXMJ Joint	1	24.00	12.50	M12	23.00	34.00	PXMP21	25.00

● Stocked ○ Available Upon Request; MOQ May Apply ▲ Globally Stocked

Note: Wrench included with body. PXM heads can be mounted to PHOENIX SF Arbors by attaching the PXM SF Joint.



PXM Head

PXM SF Joint

SF Arbor SS

DESIGNATION EXPLANATION

PXMJ-C20 SF 10





List 78035

OSG PHOENIX[®] PXM SS/TP

Straight Shank

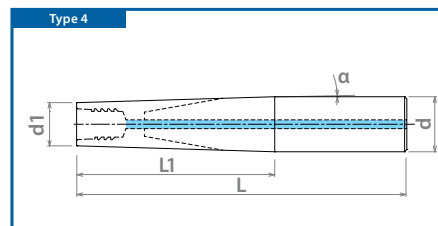
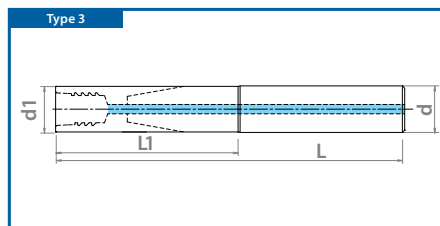


Tapered Shank

EDP Number	Designation	Body Type	Type	Neck Diameter	Neck Length	Overall Length	Taper Angle	Shank Diameter	Applicable Head (mm)
				d1 (mm)	L1 (mm)	L (mm)	α (°)	d (mm)	
48309001	● PXMZ-C12SS12-S100-0	Cylindrical Shank Steel	3	11.70	18.00	100.00	0.00	12.00	12.00
48309002	● PXMZ-C16SS16-S100-0	Cylindrical Shank Steel	3	15.70	23.00	100.00	0.00	16.00	16.00
48309003	● PXMZ-C20SS20-S120-0	Cylindrical Shank Steel	3	19.60	28.00	120.00	0.00	20.00	20.00
48309004	● PXMZ-C25SS25-S140-0	Cylindrical Shank Steel	3	24.00	34.50	140.00	0.00	25.00	25.00
48309005	● PXMZ-C12SS12-S075CS-0	Cylindrical Shank Carbide	3	11.70	25.00	75.00	0.00	12.00	12.00
48309006	● PXMZ-C12SS12-L100CS-0	Cylindrical Shank Carbide	3	11.70	46.30	100.00	0.00	12.00	12.00
48309007	● PXMZ-C12SS12-L115CS-0	Cylindrical Shank Carbide	3	11.70	65.00	115.00	0.00	12.00	12.00
48309008	● PXMZ-C12TP16-LL135CS-0	Cylindrical Shank Carbide	4	11.70	85.00	135.00	1.30	16.00	12.00
48309009	● PXMZ-C12TP16-LL150CS-0	Cylindrical Shank Carbide	4	11.70	85.60	150.00	1.00	16.00	12.00
48309010	● PXMZ-C16SS16-S090CS-0	Cylindrical Shank Carbide	3	15.70	40.00	90.00	0.00	16.00	16.00
48309011	● PXMZ-C16SS16-L130CS-0	Cylindrical Shank Carbide	3	15.70	62.00	130.00	0.00	16.00	16.00
48309012	● PXMZ-C16SS16-L135CS-0	Cylindrical Shank Carbide	3	15.70	85.00	135.00	0.00	16.00	16.00
48309013	● PXMZ-C16TP20-LL165CS-0	Cylindrical Shank Carbide	4	15.70	115.00	165.00	1.00	20.00	16.00
48309014	● PXMZ-C16TP20-LL180CS-0	Cylindrical Shank Carbide	4	15.70	116.60	180.00	1.00	20.00	16.00
48309015	● PXMZ-C20SS20-S090CS-0	Cylindrical Shank Carbide	3	19.60	40.00	90.00	0.00	20.00	20.00
48309016	● PXMZ-C20SS20-L150CS-0	Cylindrical Shank Carbide	3	19.60	79.30	150.00	0.00	20.00	20.00
48309017	● PXMZ-C20SS20-L180CS-0	Cylindrical Shank Carbide	3	19.60	110.00	180.00	0.00	20.00	20.00
48309018	● PXMZ-C20TP25-LL200CS-0	Cylindrical Shank Carbide	4	19.60	140.00	200.00	1.00	25.00	20.00
48309019	● PXMZ-C20TP25-LL210CS-0	Cylindrical Shank Carbide	4	19.60	145.00	210.00	1.00	25.00	20.00
48309020	● PXMZ-C25SS25-L200CS-0	Cylindrical Shank Carbide	3	24.00	98.00	200.00	0.00	25.00	25.00

● Stocked ○ Available Upon Request; MOQ May Apply ▲ Globally Stocked

Note: Wrench included with body.



DESIGNATION EXPLANATION

PXMZ-C12 SS 12-S 100 (CS)-O

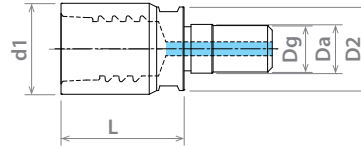




List 78022

OSG PHOENIX® PXMJ-O JOINT


STEEL PACKED
1 PIECE



EDP Number	Designation	Body Type	Type	Neck Diameter	Pilot Diameter	Thread Size	Flange Diameter	Overall Length	Spanner Wrench	Applicable Head (mm)
				d1 (mm)	Da (mm)	Dg (mm)	D2 (mm)	L (mm)		
7803551	● PXMJ-C12SF06-O	PXMJ Joint	2	11.70	6.50	M6	11.00	18.00	PXMP8-10	12.00
7803552	● PXMJ-C16SF08-O	PXMJ Joint	2	15.70	8.50	M8	14.50	21.80	PXMP13-16	16.00
7803553	● PXMJ-C20SF10-O	PXMJ Joint	2	19.60	10.50	M10	18.00	26.50	PXMP13-16	20.00
7803554	● PXMJ-C25SF12-O	PXMJ Joint	2	24.00	12.50	M12	23.00	34.00	PXMP21	25.00

● Stocked ○ Available Upon Request; MOQ May Apply ▲ Globally Stocked

Note: Wrench included with body. PXM heads can be mounted to PHOENIX SF Arbors by attaching the PXM SF Joint.



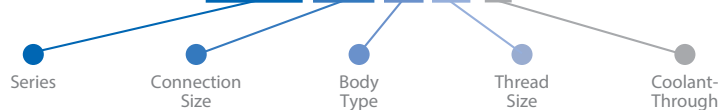
PXM Head

PXM SF Joint

SF Arbor SS

DESIGNATION EXPLANATION

PXMJ-C20 SF 10-O





List 78340

OSG PHOENIX[®] PXM Collet

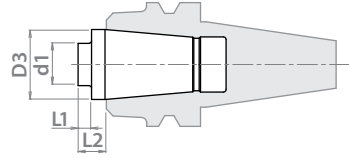


STEEL



PACKED

1 PIECE



EDP Number		Designation	Body Type	Neck Diameter	Body Diameter	Projection Length	Neck Length	Applicable Head (mm)
				d1 (mm)	D3 (mm)	L2 (mm)	L1 (mm)	
7834001	●	PXMC-C1205	Extra-Short	11.70	26.00	10.50	5.00	12.00
7834002	●	PXMC-C1605	Extra-Short	15.70	26.00	10.50	5.00	16.00
7834003	●	PXMC-C2005	Extra-Short	19.60	26.00	10.50	5.00	20.00
7834004	●	PXMC-C2505	Extra-Short	24.00	26.00	10.50	5.00	25.00
7834011	●	PXMC-C1230	Short	11.70	26.00	35.50	30.00	12.00
7834012	●	PXMC-C1630	Short	15.70	26.00	35.50	30.00	16.00
7834013	●	PXMC-C2030	Short	19.60	26.00	35.50	30.00	20.00
7834014	●	PXMC-C2530	Short	24.00	26.00	35.50	30.00	25.00

● Stocked ○ Available Upon Request; MOQ May Apply ▲ Globally Stocked

Note: The PXM collet is compatible with the HYPRO Shrink Collet System. Wrench sold separately.



DESIGNATION EXPLANATION

PXMC-C12 05

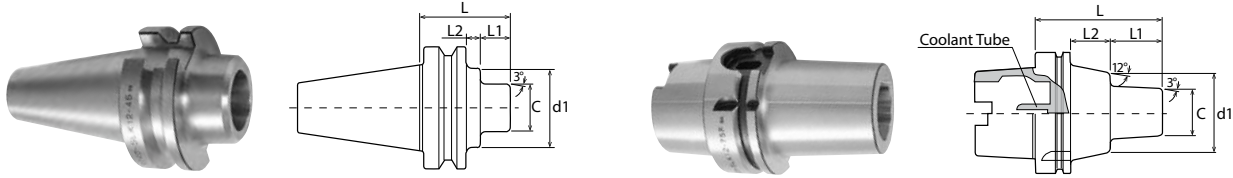




List 9903

PACKED
1 PIECE

HY-PRO® Shrink Base Holders, For Standard & Coolant-Through the Tool Operations



CAT Holders

EDP Number	Designation	Body Type	Overall Length	Neck Length	Nose Diameter	Neck Diameter
			L	L1	C	d1
			Inch	Inch	Inch	Inch
9910002	● CT40-SLK12-45	CAT40	1.770	1.020	1.610	1.750
9910004	● CT50-SLK12-75	CAT50	2.950	1.570	1.500	2.750

● Stocked ○ Available Upon Request; MOQ May Apply ▲ Globally Stocked



BT Holders

EDP Number	Designation	Body Type	Overall Length	Neck Length		Nose Diameter	Neck Diameter
			L	L1	L2	C	d1
			mm	mm	mm	mm	mm
8910000	● BT30-SLK12-35 - 45 Deg.	BT30	35.0	13.0	-	38.0	-
8910001	● BT30-SLK12-35 - 60 Deg.	BT30	35.0	13.0	-	38.0	-
8910002	● BT40-SLK12-45	BT40	45.0	18.0	-	38.0	-
8910003	● BT40-SLK12-75	BT40	75.0	48.0	-	38.0	-
8910004	● BT50-SLK12-75	BT50	75.0	25.0	12.0	38.0	65.0

● Stocked ○ Available Upon Request; MOQ May Apply ▲ Globally Stocked



HSK Holders

EDP Number	Designation	Body Type	Overall Length	Neck Length		Nose Diameter	Neck Diameter
			L	L1	L2	C	d1
			mm	mm	mm	mm	mm
9910005	● HSK-E50-SLK12-75	HSK-E50	75.0	49.0	-	38.0	-
8910005	● HSK-A63-SLK12-75	HSK-A63	75.0	49.0	-	38.0	-
8910006	● HSK-A63-SLK12-135	HSK-A63	135.0	109.0	-	38.0	-
9910006	● HSK-F63M-SLK12-75	HSK-F63M	75.0	49.0	-	38.0	-
8910007	● HSK-A100-SLK12-105	HSK-A100	105.0	43.0	33.0	38.0	65.0

● Stocked ○ Available Upon Request; MOQ May Apply ▲ Globally Stocked

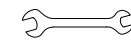




List 7808H

OSG PHOENIX[®] PXM ACCESSORIES

PACKED
1 PIECE

Appearance	EDP No.		Designation	Diameter Range		Recommended Tightening Torque
				Inch	mm	
 Spanner Wrench	7801890	●	PXMP8-10	Ø0.375-0.500	Ø10-14	10.0 Nm, 12.0 Nm
	7801891	●	PXMP13-16	Ø0.625-0.750	Ø16-22	30.0 Nm, 50.0 Nm
	7801892	●	PXMP21	Ø1.000	Ø25	60.0 Nm
	7801897	●	PXMP24	Ø1.250	Ø32	60.0 Nm

● Stocked ○ Available Upon Request; MOQ May Apply ▲ Globally Stocked





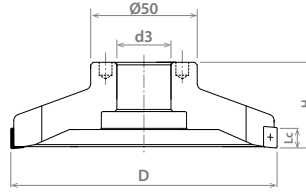

List 6440

EXOCARB® DISC CUTTER® S, For Roughing

WHILE SUPPLIES LAST!



SPEED FEED	INSERTS	ARBORS	ACCS.	STEEL	PACKED
1558	1328	1333-1334	1329		1 PIECE



EDP Number	Designation	Diameter	Number of Flutes	Body Height	Length of Cut	Bore Diameter	Weight (lb)	Max RPM
		D (mm)		H (mm)	Lc (mm)	d3 (mm)		
8070255	80XSLX4J	80.00	4	40.00	9.00	25.40	0.97	15,000
8070256	100XSLX4J	100.00	4	40.00	9.00	25.40	1.32	13,400
8070257	125xSLx5J	125.00	5	40.00	9.00	25.40	2.20	12,000

● Stocked ○ Available Upon Request; MOQ May Apply ▲ Globally Stocked
 Note: Accessories are included.



ABOUT OSG

DRILLING

THREADING

MILLING

HOLDERS

INDEX

P	M	K	N	S	H
Steel	Stainless Steel	Cast Iron	Non-Ferrous	HRSA	Hardened Steel
○	○	○	○	○	○

Material recommendation based on inserts compatible with this tool body.

○ Good ○ Best





EXOCARB® DISC CUTTER®

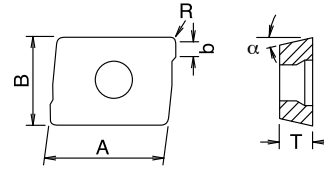

Face Mill Cutter for Small Machines

List 6442

EXOCARB® DISC CUTTER® S Inserts

WHILE SUPPLIES LAST!

PACKED 10 PIECE



EDP Number	Designation	Number of Cutting Edges	Insert Size					Grade
			AxB (mm)	T (mm)	α (°)	R (mm)	b (mm)	
8033300	● APHT0903PPR-73	2	9.52 x 6.75	3.18	11.00	0.40	1.50	K10T
8059301	● APKT0903PPR-52	2	9.52 x 6.75	3.18	11.00	0.40	1.20	K15CA
8091278	● APMT0903PPR-F56	2	9.52 x 6.75	3.18	11.00	0.40	1.20	WQM25

● Stocked ○ Available Upon Request; MOQ May Apply ▲ Globally Stocked



ABOUT OSG

DRILLING

THREADING

MILLING

HOLDERS

INDEX

Insert Grade	Chip Breaker	P	M	K	N	S	H
		Steel	Stainless Steel	Cast Iron	Non-Ferrous	HRSA	Hardened Steel
K10T	25°				⊙		
K15CA	16°			⊙			
WQM25	16°	⊙	⊙			⊙	

○ Good ⊙ Best

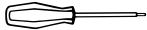





List 6442

EXOCARB® DISC CUTTER® S ACCESSORIES

PACKED	PACKED
1 PIECE	10 PIECE

Appearance	EDP No.		Designation
 Wrench	7808205	●	T8-D (Torx 8)
 Clamping Screw	8009023	●	FS923 (Torx 8)

● Stocked ○ Available Upon Request; MOQ May Apply ▲ Globally Stocked
 Packed: Clamping Screws = 10 pcs.; Wrench = 1 pc.



ABOUT OSG

DRILLING

THREADING

MILLING

HOLDERS

INDEX





EXOCARB® DISC CUTTER®

Face Mill Cutter for Small Machines

ABOUT OSG

DRILLING

THREADING

MILLING

HOLDERS

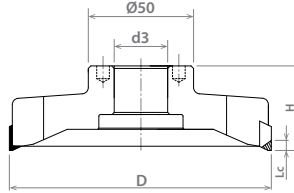

INDEX

List 6441

EXOCARB® DISC CUTTER® PRO, For Finishing



SPEED FEED	INSERTS	ARBORS	ACCS.	STEEL	PACKED
1558	1331	1333-1334	1332		1 PIECE



EDP Number	Designation	Diameter	Number of Flutes	Body Height	Length of Cut	Bore Diameter	Weight (lb)	Max RPM
		D (mm)		H (mm)	Lc (mm)	d3 (mm)		
8070265	80XSLX3J	80.00	3	40.00	4.00	25.40	1.06	15,500
8070266	100XSLX4J	100.00	4	40.00	4.00	25.40	1.54	13,800
8070267	125XSLX5J	125.00	5	40.00	4.00	25.40	2.87	12,400

● Stocked ○ Available Upon Request; MOQ May Apply ▲ Globally Stocked

Note: Accessories are included.



P	M	K	N	S	H
Steel	Stainless Steel	Cast Iron	Non-Ferrous	HRSA	Hardened Steel
			⊙		

Material recommendation based on inserts compatible with this tool body.

○ Good ⊙ Best

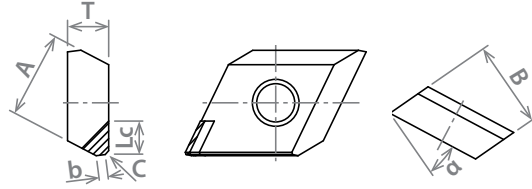




List 6541

EXOCARB® DISC CUTTER® PRO Inserts

WHILE SUPPLIES LAST!
PACKED
10 PIECE



EDP Number	Designation	Number of Cutting Edges	Insert Size							Grade
			AxB (mm)	T (mm)	α (°)	C (mm)	b (mm)	Lc (mm)		
808081 ●	XOHW1104PDR	1	9.52 x 9.52	4.76	30.00	0.30	1.10	4.00	WDO	

● Stocked ○ Available Upon Request; MOQ May Apply ▲ Globally Stocked



ABOUT OSG

DRILLING

THREADING

MILLING

HOLDERS

INDEX

Insert Grade	Chip Breaker	P	M	K	N	S	H
		Steel	Stainless Steel	Cast Iron	Non-Ferrous	HRSA	Hardened Steel
WDO	-				⊙		

Material recommendation based on inserts compatible with this tool body.

○ Good ⊙ Best





List 6541

PACKED	PACKED
1 PIECE	10 PIECE

EXOCARB® DISC CUTTER® PRO ACCESSORIES

ABOUT OSG




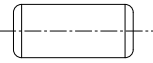
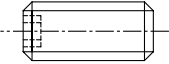
DRILLING

THREADING

MILLING

HOLDERS

INDEX

Appearance	EDP No.		Designation
 Wrench	7808208	●	T15-D (Torx 15)
 Clamping Screw	8008626	●	FS326 (Torx 15)
 Adjusting Bolt	8008747	●	FS747 (Torx 15)
 Pad	8008748	●	FS748
 Set Screw	8009063	●	FS963

● Stocked ○ Available Upon Request; MOQ May Apply ▲ Globally Stocked
 Packed: Clamping Screws = 10 pcs.; Adjusting Bolts = 10 pcs.; Set Screws = 10 pcs.; Pads = 10 pcs.; Wrench = 1 pc.

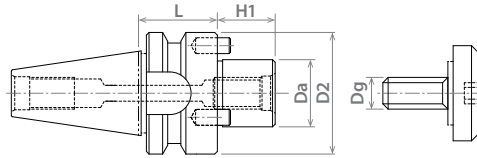




List 6640

EXOCARB® DISC CUTTER® ARBOR

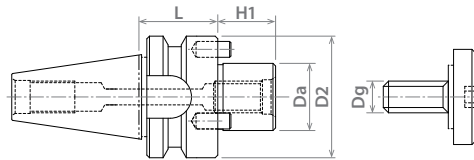
PACKED
1 PIECE



BT30

EDP Number	Designation	Pilot Diameter		Overall Length		Flange Diameter		Pilot Length		Thread Size	Weight
		Da (Inch)	Da (mm)	L (Inch)	L (mm)	D2 (Inch)	D2 (mm)	H1 (Inch)	H1 (mm)	Dg (mm)	lbs
99640	● BT30-FMOA25.4-29	1.000	25.40	1.142	29.00	1.811	46.00	0.748	19.00	M12	1.32

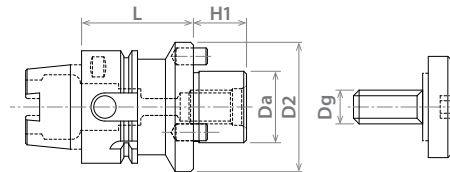
● Stocked ○ Available Upon Request; MOQ May Apply ▲ Globally Stocked



CAT40

EDP Number	Designation	Pilot Diameter		Overall Length		Flange Diameter		Pilot Length		Thread Size	Weight
		Da (Inch)	Da (mm)	L (Inch)	L (mm)	D2 (Inch)	D2 (mm)	H1 (Inch)	H1 (mm)	Dg (mm)	lbs
664001	● CAT40-FMOA25.4-35U	1.000	25.40	1.378	35.00	1.750	44.45	0.748	19.00	M12	2.43

● Stocked ○ Available Upon Request; MOQ May Apply ▲ Globally Stocked



HSK40A

EDP Number	Designation	Pilot Diameter		Overall Length		Flange Diameter		Pilot Length		Thread Size	Weight
		Da (Inch)	Da (mm)	L (Inch)	L (mm)	D2 (Inch)	D2 (mm)	H1 (Inch)	H1 (mm)	Dg (mm)	lbs
99634	● HSK40A-FMOA25.4-49	1.000	25.40	1.929	49.00	1.811	46.00	0.748	19.00	M12	1.32

● Stocked ○ Available Upon Request; MOQ May Apply ▲ Globally Stocked



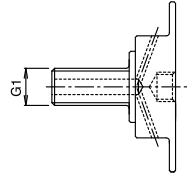


List 6640

EXOCARB® DISC CUTTER® ARBOR ACCESSORIES

PACKED

1 PIECE



EDP Number	Description	Designation	Thread Size
			Dg (mm)
99632	● MBAH-M12 COOLANT-THROUGH CLAMPING BOLT	MBAH-M12	M12

● Stocked ○ Available Upon Request; MOQ May Apply ▲ Globally Stocked

Note: Clamping Bolt for Coolant-Through Spindles (Optional)



MILLING

Technical





A Brand AE-VMSS

Advanced Performance Anti-Vibration Carbide End Mills

ABOUT OSG

DRILLING

THREADING

MILLING

HOLDERS

INDEX

List 8206 - A Brand AE-VMSS: 4 Flute, Stub Length

List 8226 - A Brand AE-VMSS-RA: 4 Flute, Stub Length, Right Angle Type

Slotting

Hardness	-	Up to 30 HRC		-	-	-	-	-	-	-	-	-	-	30-45 HRC																							
Work Material	Carbon Steel Mild Steel Cast Iron	Tool Steel Alloy Steel		Stainless Steel 300SUS, 400SUS		Stainless Steel Precipitation Hardened 13-8PH, 15-5, 17-4PH		Titanium Alloy Ti-6AL-4V		Ni-Based Alloy Inconel 718		Prehardened Steels Hardened Steels																									
Cutting Speed (SFM)	330 (260-395)	295 (230-360)		230 (160-260)		230 (195-265)		195 (165 - 230)		80 (65-100)		260 (195-330)																									
Depth of Cut	<table border="1"> <tr><th>aa</th><th>ar</th></tr> <tr><td>1.0D</td><td>1.0D</td></tr> </table>				aa	ar	1.0D	1.0D	<table border="1"> <tr><th>Dia</th><th>aa</th><th>ar</th></tr> <tr><td>D≤6</td><td>0.5D</td><td>1.0D</td></tr> <tr><td>D>6</td><td>1.0D</td><td>1.0D</td></tr> </table>				Dia	aa	ar	D≤6	0.5D	1.0D	D>6	1.0D	1.0D	<table border="1"> <tr><th>aa</th><th>ar</th></tr> <tr><td>0.25D</td><td>1.0D</td></tr> </table>				aa	ar	0.25D	1.0D	<table border="1"> <tr><th>aa</th><th>ar</th></tr> <tr><td>1.0D</td><td>1.0D</td></tr> </table>				aa	ar	1.0D	1.0D
aa	ar																																				
1.0D	1.0D																																				
Dia	aa	ar																																			
D≤6	0.5D	1.0D																																			
D>6	1.0D	1.0D																																			
aa	ar																																				
0.25D	1.0D																																				
aa	ar																																				
1.0D	1.0D																																				
Mill Dia. (mm)	Speed (RPM)	Feed (in/min)	Speed (RPM)	Feed (in/min)	Speed (RPM)	Feed (in/min)	Speed (RPM)	Feed (in/min)	Speed (RPM)	Feed (in/min)	Speed (RPM)	Feed (in/min)	Speed (RPM)	Feed (in/min)																							
1	25,000	19.5	25,000	18.1	19,100	13.4	25,000	12.6	22,280	11.8	9,550	4.7	22,300	14.2																							
1.5	19,100	24.0	17,000	18.9	12,700	14.2	16,980	14.2	14,850	13.4	6,370	5.1	14,900	16.5																							
2	14,300	24.8	1,270	20.1	9,600	15.0	12,810	14.2	11,140	13.8	4,770	5.5	11,100	17.3																							
2.5	11,500	30.7	10,200	22.4	7,600	16.9	10,190	16.1	8,910	15.4	3,820	5.9	8,900	18.1																							
3	10,600	36.6	9,600	27.2	7,400	18.5	8,540	16.9	7,430	16.1	3,180	6.3	8,500	20.1																							
4	8,000	37.8	7,200	28.3	5,600	19.3	6,410	18.1	5,570	17.3	2,390	6.7	6,400	20.1																							
5	6,400	40.2	5,700	31.5	4,000	22.0	5,120	19.3	4,460	18.5	1,910	7.1	5,100	24.0																							
6	5,300	40.6	4,800	35.4	3,700	14.6	4,270	18.9	3,710	18.1	1,590	7.1	4,200	26.4																							
8	4,000	35.8	3,600	28.3	2,800	14.6	2,750	17.7	2,390	16.9	1,190	7.9	3,200	25.2																							
10	3,200	33.1	2,900	27.6	2,200	13.8	2,200	16.5	1,910	15.7	950	7.1	2,500	21.7																							
12	2,700	31.9	2,400	26.4	1,900	13.0	1,830	16.5	1,590	15.7	800	7.1	2,100	21.7																							

Note: For List 8226 please reduce the speed and feed as shown above by 70%

Side Milling

Hardness	-	Up to 30 HRC		-	-	-	-	-	-	-	-	-	-	30-45 HRC				
Work Material	Carbon Steel Mild Steel Cast Iron	Tool Steel Alloy Steel		Stainless Steel 300SUS, 400SUS		Stainless Steel Precipitation Hardened 13-8PH, 15-5, 17-4PH		Titanium Alloy Ti-6AL-4V		Ni-Based Alloy Inconel 718		Prehardened Steels Hardened Steels						
Cutting Speed (SFM)	430 (330-495)	395 (330-495)		260 (195-330)		265 (230-295)		230 (195-265)		100 (85-130)		330 (260-395)						
Depth of Cut	<table border="1"> <tr><th>aa</th><th>ar</th></tr> <tr><td>1.5D</td><td>0.2D</td></tr> </table>				aa	ar	1.5D	0.2D										
aa	ar																	
1.5D	0.2D																	
Mill Dia. (mm)	Speed (RPM)	Feed (in/min)	Speed (RPM)	Feed (in/min)	Speed (RPM)	Feed (in/min)	Speed (RPM)	Feed (in/min)	Speed (RPM)	Feed (in/min)	Speed (RPM)	Feed (in/min)	Speed (RPM)	Feed (in/min)				
1	25,000	21.7	25,000	23.7	22,300	17.7	25,000	17.7	25,000	350.0	12,730	160.0	25,000	20.1				
1.5	25,000	35.5	21,200	29.9	14,900	18.1	19,520	18.1	16,980	400.0	8,490	180.0	17,000	21.3				
2	19,900	56.3	17,500	33.1	11,100	18.5	14,640	18.5	12,730	420.0	6,370	190.0	14,300	24.8				
2.5	15,900	62.6	14,000	35.4	8,900	18.9	11,710	18.9	10,190	460.0	5,090	210.0	11,500	27.2				
3	13,800	65.4	12,700	42.1	8,000	18.9	9,760	18.9	8,490	480.0	4,240	220.0	10,600	29.9				
4	10,400	72.0	9,600	45.3	6,000	20.9	7,320	20.9	6,370	530.0	3,180	240.0	8,000	31.5				
5	8,300	78.3	7,600	48.0	4,800	22.0	5,860	22.0	5,090	540.0	2,550	250.0	6,400	35.4				
6	6,900	81.5	6,400	60.6	4,200	25.2	4,880	25.2	4,240	550.0	2,120	250.0	5,300	41.7				
8	5,200	69.7	4,800	60.6	3,200	24.0	3,200	24.0	2,790	430.0	1,590	230.0	4,000	40.9				
10	4,100	64.6	3,800	53.9	2,500	22.9	2,560	22.8	2,230	410.0	1,270	220.0	3,200	35.4				
12	3,500	55.1	3,200	50.4	2,100	20.9	2,140	20.9	1,860	400.0	1,060	210.0	2,700	29.9				

Note: For List 8226 please reduce the speed and feed as shown above by 70%





List 8230 - A Brand AE-LN-VMSS: Long Neck

List 8235 - A Brand AE-LN-VMSS: Long Neck

Side Milling

Hardness	-	Up to 30 HRC	-	-	-	-	-	-	-	-	-	-	-	30-45 HRC					
Work Material	Carbon Steel Mild Steel Cast Iron	Tool Steel Alloy Steel	Stainless Steel 300SUS, 400SUS	Stainless Steel Precipitation Hardened 13-8PH, 15-5, 17-4PH	Titanium Alloy Ti-6AL-4V	Ni-Based Alloy Inconel 718	Prehardened Steels Hardened Steels												
Cutting Speed (SFM)	345 (265-395)	310 (230-360)	195 (130-265)	195 (165-230)	165 (130-195)	100 (65-115)	230 (165-295)												
Depth of Cut	<table border="1" style="margin-left: auto; margin-right: auto;"> <tr> <th>aa</th> <th>ar</th> </tr> <tr> <td>1.5D</td> <td>0.2D</td> </tr> </table>															aa	ar	1.5D	0.2D
aa	ar																		
1.5D	0.2D																		
Mill Dia.	Speed (RPM)	Feed (in/min)	Speed (RPM)	Feed (in/min)	Speed (RPM)	Feed (in/min)	Speed (RPM)	Feed (in/min)	Speed (RPM)	Feed (in/min)	Speed (RPM)	Feed (in/min)	Speed (RPM)	Feed (in/min)					
Inch	mm																		
-	6	5,580	65.4	5,010	48.4	3,150	17.7	3,150	16.1	2,670	15.4	1,620	6.9	3,720	29.1				
1/4	-	5,270	63	4,740	46.5	2,980	16.7	2,980	15.8	2,520	13.6	1,530	6.8	3,510	28.1				
5/16	-	4,220	50	3,790	37.2	2,380	13.3	2,380	13.2	2,020	12.4	1,220	6.5	2,810	22.5				
-	8	4,180	55.9	3,760	48.4	2,360	16.9	2,360	12.6	2,000	11.8	1,210	6.5	2,790	28.7				
3/8	-	3,510	48	3,160	41.3	1,990	14.3	1,990	12.2	1,680	11.6	1,020	6.2	2,340	24.5				
-	10	3,350	51.6	3,010	43.3	1,890	16.1	1,890	11.8	1,600	11.4	970	6.1	2,230	24.8				
7/16	-	3,010	46	2,710	39.4	1,700	14.5	1,700	11.6	1,440	11.2	870	5.9	2,010	22.6				
-	12	2,790	44.1	2,510	40.2	1,580	14.6	1,580	11.4	1,330	11.0	810	5.7	1,860	20.9				
1/2	-	2,640	41	2,370	37.7	1,490	13.9	1,490	10.5	1,260	10.3	760	5.6	1,760	20.0				
5/8	-	2,110	33	1,890	30.2	1,190	11.0	1,190	8.7	1,010	8.1	610	4.9	1,410	15.7				
3/4	-	1,760	27	1,580	25.2	990	9.2	990	6.6	840	6.4	510	4.3	1,170	13.1				
1	-	1,320	21	1,180	19.4	740	6.9	740	5.4	630	5.1	380	3.1	880	9.8				

ABOUT OSG

DRILLING

THREADING

MILLING

HOLDERS

INDEX





A Brand AE-VMS

Advanced Performance Anti-Vibration Carbide End Mills

List 8200 - A Brand AE-VMS: 4 Flute, Multiple Lengths

List 8205 - A Brand AE-VMS: 4 Flute, Regular Length

List 8225 - A Brand AE-VMS-RA: 4 Flute, Regular Length, Right Angle Type

Side Milling

Hardness	-		Up to 30 HRC		-		-		-		-		30-45 HRC		
Work Material	Mild Steels Carbon Steels Cast Iron		Tool Steel Alloy Steel		Stainless Steel		Precipitation Stainless Steel		Titanium Alloy		Ni-Based Alloy Inconel 718		Prehardened Steels Hardened Steels		
Cutting Speed	330-490 SFM		330-490 SFM		200-330 SFM		230-300 SFM		200-260 SFM		80-130 SFM		260-395 SFM		
Depth of Cut	$a_a=1.5D$ $a_r=0.2D$														
Mill Dia.	Speed RPM	Feed in/min	Speed RPM	Feed in/min	Speed RPM	Feed in/min	Speed RPM	Feed in/min	Speed RPM	Feed in/min	Speed RPM	Feed in/min	Speed RPM	Feed in/min	
1/64	-	25,000	20.0	25,000	20.0	25,000	20.0	25,000	20.0	25,000	20.0	25,000	20.0	25,000	20.0
1/32	-	25,000	20.0	25,000	20.0	25,000	20.0	25,000	20.0	25,000	20.0	12,500	10.0	25,000	20.0
-	1	22,298	17.8	22,298	17.8	22,298	17.8	25,000	20.0	22,300	17.8	9,700	7.8	22,298	17.8
3/64	-	18,728	15.0	18,728	15.0	18,728	15.0	21,600	17.3	18,740	15.0	8,150	6.5	18,728	15.0
-	1.5	14,865	17.8	14,865	17.8	14,865	17.8	17,140	20.6	14,900	17.9	6,470	7.8	14,865	17.8
1/16	-	14,046	16.9	14,046	16.9	14,046	16.9	16,200	19.4	14,050	16.9	6,110	7.3	14,046	16.9
5/64	-	11,237	13.5	11,237	13.5	11,237	13.5	13,000	15.6	11,250	13.5	4,890	5.9	11,237	13.5
-	2	11,149	17.8	11,149	17.8	11,149	17.8	12,850	20.6	11,160	17.9	4,850	7.8	11,149	17.8
3/32	-	9,364	15.0	9,364	15.0	9,364	15.0	10,800	17.3	9,370	15.0	4,075	6.5	9,364	15.0
-	2.5	8,919	17.8	8,919	17.8	8,919	17.8	10,285	20.6	8,930	17.9	3,880	7.8	8,919	17.8
7/64	-	8,724	17.4	8,724	17.4	8,724	17.4	9,250	18.5	8,030	16.1	3,500	7.0	8,724	17.4
-	3	13,896	66.7	12,603	40.3	8,079	19.4	9,760	20.1	8,490	18.9	4,240	8.7	10,664	29.9
-	4	10,422	70.9	9,452	45.4	6,059	21.8	7,320	21.7	6,370	20.9	3,180	9.4	7,998	32.0
3/16	-	8,753	59.5	7,939	38.1	5,089	18.3	6,110	22.9	5,400	22.6	2,650	10.2	6,718	26.9
-	5	8,337	80.0	7,562	48.4	4,847	21.3	5,860	22.0	5,090	21.3	2,550	9.8	6,398	35.8
-	6	6,948	83.4	6,302	60.5	4,201	25.2	4,880	22.8	4,240	21.7	2,120	9.8	5,332	42.7
1/4	-	6,565	78.8	5,954	57.2	3,969	23.8	4,580	21.4	4,050	20.7	1,980	9.2	5,038	40.3
5/16	-	5,252	63.0	4,763	45.7	3,176	19.1	3,660	20.2	3,240	19.6	1,590	9.1	4,031	32.2
-	8	5,211	70.9	4,726	60.5	3,151	23.9	3,200	17.7	2,790	16.9	1,590	9.1	3,999	41.6
3/8	-	4,377	59.5	3,969	50.8	2,646	20.1	2,700	17.8	2,340	16.9	1,320	9.0	3,359	34.9
-	10	4,169	65.0	3,781	52.9	2,521	23.2	2,560	16.9	2,230	16.1	1,270	8.7	3,199	35.8
7/16	-	3,751	58.5	3,402	47.6	2,268	20.9	2,310	17.8	2,000	16.9	1,130	8.8	2,879	32.2
-	12	3,474	54.2	3,151	49.2	2,101	21.0	2,140	16.5	1,860	15.7	1,060	8.3	2,666	29.9
1/2	-	3,282	51.2	2,977	46.4	1,985	19.8	2,025	15.6	1,760	14.9	990	7.8	2,519	28.2
5/8	-	2,656	41.4	2,382	37.2	1,405	14.0	1,380	16.2	1,220	16.1	700	8.3	2,015	22.6
-	16	2,600	49.2	2,400	41.7	1,400	17.7	1,370	16.1	1,190	15.7	700	8.3	2,000	25.2
3/4	-	2,214	41.6	1,985	34.1	1,170	15.0	1,150	16.1	1,020	16.1	585	8.3	1,679	20.8
-	20	2,100	39.8	1,900	33.1	1,100	14.6	1,100	15.4	950	15.0	560	7.9	1,600	20.1
-	25	1,700	32.3	1,500	26.0	900	12.2	880	20.1	760	19.3	320	7.5	1,300	16.5
1	-	1,660	31.2	1,469	25.3	878	11.9	860	19.6	765	19.4	325	7.6	1,260	16.1

- The above milling condition is a guideline for overhang length 3xD.
- Use a rigid and precise machine and holder.
- The rotational speed is calculated by the median of the recommended cutting speed. Adjustments may be necessary depending on the rigidity of the workpiece, fixture, and machine.
- Please use a suitable fluid with high smoke retardant properties.
- During dry (no fluid) milling, please use air blow to remove chips from the milling area and to eliminate chip packing.
- Please use water-soluble coolant when machining stainless steel.
- Reduce speed and feed as well as depth of cut when high precision is required.
- Adjust the speed and feed accordingly when the overhang length is longer than specified (refer to Parameter Reduction Chart below).

Parameter Reduction Chart by Length to Diameter Ratio

Hardness	-		Up to 30 HRC		-		-		-		-		30-45 HRC	
Work Material	Mild Steels Carbon Steels Cast Iron		Tool Steel Alloy Steel		Stainless Steel		Precipitation Stainless Steel		Titanium Alloy		Ni-Based Alloy Inconel 718		Prehardened Steels Hardened Steels	
L/D	Speed RPM	Feed in/min	Speed RPM	Feed in/min	Speed RPM	Feed in/min	Speed RPM	Feed in/min	Speed RPM	Feed in/min	Speed RPM	Feed in/min	Speed RPM	Feed in/min
Slotting	4	80%	70%	60%	60%	60%	50%	50%	50%	50%	50%	50%	70%	70%
	5	70%	60%	50%	50%	50%	50%	50%	50%	50%	50%	50%	60%	60%
Side Milling	4	90%	90%	70%	70%	70%	60%	60%	60%	60%	60%	60%	80%	80%
	5	80%	80%	70%	70%	70%	60%	60%	60%	60%	60%	60%	70%	70%

ABOUT OSG

DRILLING

THREADING

MILLING

HOLDERS

INDEX



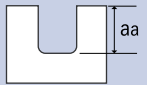
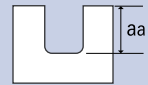


List 8200 - A Brand AE-VMS: 4 Flute, Multiple Lengths (Cont.)

List 8205 - A Brand AE-VMS: 4 Flute, Regular Length (Cont.)

List 8225 - A Brand AE-VMS-RA: 4 Flute, Regular Length, Right Angle Type (Cont.)

Slotting

Hardness	-		Up to 30 HRC		-		-		-		-		30-45 HRC		
Work Material	Mild Steels Carbon Steels Cast Iron		Tool Steel Alloy Steel		Stainless Steel		Precipitation Stainless Steel		Titanium Alloy		Ni-Based Alloy Inconel 718		Prehardened Steels Hardened Steels		
Cutting Speed	260-395 SFM		230-360 SFM		160-260 SFM		200-260 SFM		165-230 SFM		65-100 SFM		195-330 SFM		
Depth of Cut	aa=1.0D				D≤6, aa=0.5D D>6, aa=1.0D		aa=0.25D						aa=1.0D		
Mill Dia.	Speed RPM	Feed in/min	Speed RPM	Feed in/min	Speed RPM	Feed in/min	Speed RPM	Feed in/min	Speed RPM	Feed in/min	Speed RPM	Feed in/min	Speed RPM	Feed in/min	
1/64	-	25,000	10.0	25,000	10.0	25,000	10.0	25,000	10.0	25,000	10.0	19,500	7.8	25,000	10.0
1/32	-	25,000	10.0	25,000	10.0	24,427	19.5	25,000	10.0	24,400	9.8	9,780	3.9	25,000	10.0
	- 1	25,000	20.0	25,000	20.0	19,389	15.5	22,300	17.8	19,400	15.5	7,760	6.2	22,298	17.8
3/64	-	24,427	19.5	21,578	17.3	16,285	13.0	18,740	15.0	16,300	13.0	6,520	5.2	18,728	15.0
	- 1.5	19,389	23.3	17,127	20.6	12,926	15.5	14,880	17.9	12,900	15.5	5,175	6.2	14,865	17.8
1/16	-	18,321	22.0	16,183	19.4	12,214	14.7	14,060	16.9	12,220	14.7	4,890	5.9	14,046	16.9
5/64	-	14,656	17.6	12,947	15.5	9,771	15.6	11,250	13.5	9,780	11.7	3,900	4.7	11,237	13.5
	- 2	14,542	23.3	12,845	20.6	9,695	15.5	11,160	17.9	9,700	15.5	3,880	6.2	11,149	17.8
3/32	-	12,214	19.5	10,789	17.3	8,142	19.5	9,370	15.0	8,150	13.0	3,260	5.2	9,364	15.0
	- 2.5	11,634	32.6	10,276	24.7	7,756	18.6	8,930	17.9	7,760	15.5	3,100	6.2	8,919	17.8
7/64	-	10,469	29.3	9,248	22.2	8,201	19.7	8,030	16.1	6,985	14.0	2,800	5.6	8,026	16.1
	- 3	10,664	38.4	8,564	24.0	7,594	18.2	8,540	16.9	7,430	16.1	3,180	6.3	7,433	17.8
	- 4	7,998	38.4	7,150	28.6	5,696	20.5	6,410	18.1	5,570	17.3	2,390	6.7	5,574	17.8
3/16	-	6,718	32.2	6,005	24.0	4,784	17.2	5,400	20.4	4,685	19.4	2,040	7.6	4,682	15.0
	- 5	6,398	41.0	5,720	32.0	4,556	21.9	5,120	19.3	4,460	18.5	1,910	7.1	4,460	21.4
	- 6	5,332	42.7	4,767	34.3	3,797	15.2	4,270	18.9	3,710	18.1	1,590	7.1	3,716	23.8
1/4	-	5,038	40.3	4,504	32.4	3,588	14.4	4,050	17.9	3,510	17.1	1,530	6.8	3,511	22.5
5/16	-	4,031	32.2	3,603	25.9	2,870	14.9	3,240	20.9	2,810	19.9	1,220	7.3	2,809	18.0
	- 8	3,999	35.2	3,575	28.6	2,848	14.8	2,750	17.7	2,390	16.9	1,190	7.1	2,787	22.3
3/8	-	3,359	29.6	3,003	24.0	2,392	13.4	2,340	17.6	2,040	16.8	1,020	8.5	2,341	18.7
	- 10	3,199	33.3	2,860	27.5	2,278	14.6	2,200	16.5	1,910	15.7	950	7.9	2,230	19.6
7/16	-	2,879	29.9	2,574	24.7	2,050	13.9	2,000	18.0	1,745	17.2	870	7.7	2,007	17.7
	- 12	2,666	32.0	2,383	25.7	1,899	12.9	1,830	16.5	1,590	15.7	800	7.1	2,101	21.8
1/2	-	2,519	30.2	2,252	24.3	1,794	12.2	1,760	15.9	1,530	15.1	765	6.8	1,985	20.6
5/8	-	2,015	24.2	1,802	19.5	1,221	12.2	1,160	10.4	1,000	9.9	520	4.5	1,588	16.5
	- 16	2,000	23.6	1,800	19.7	1,200	12.2	1,140	10.2	990	9.8	500	4.3	1,600	16.5
3/4	-	1,679	20.2	1,476	15.9	1,018	11.0	970	11.2	840	10.7	430	5.1	1,349	14.0
	- 20	1,600	18.9	1,400	15.4	900	9.8	920	10.6	800	10.2	400	4.7	1,300	13.4
	- 25	1,300	15.4	1,100	12.2	600	6.7	730	9.8	640	9.4	250	3.5	1,000	10.2
1	-	1,260	15.1	1,088	12.2	592	6.6	725	9.7	630	9.3	245	3.4	992	10.3

1. The above milling condition is a guideline for overhang length 3xD.
2. Use a rigid and precise machine and holder.
3. The rotational speed is calculated by the median of the recommended cutting speed. Adjustments may be necessary depending on the rigidity or the workpiece, fixture, and machine.
4. Please use a suitable fluid with high smoke retardant properties.
5. During dry (no fluid) milling, please use air blow to remove chips from the milling area and to eliminate chip packing.
6. Please use water-soluble coolant when machining stainless steel.
7. Reduce speed and feed as well as depth of cut when high precision is required.
8. Adjust the speed and feed accordingly when the overhang length is longer than specified (refer to Parameter Reduction Chart previous page).



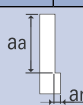


List 8201 & 8207 - A Brand AE-VML: Multi-Flute, Long Length

List 8202 & 8208 - A Brand AE-NIK-VML: Multi-Flute, Long Length, Nicked

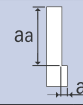
List 8271 & 8277 - A Brand AE-CR-VML: 4 Flute, Long Length, Corner Radius

3D Side Milling (Ar=0.05D)

Hardness	-		Up to 30 HRC		30-45 HRC		-		-		-		-			
Work Material	Mild Steels Carbon Steels Cast Iron		Tool Steel Alloy Steel		Pre-Hardened & Hardened Steel P20, H13		Stainless Steel 300, 400 (<=200HB)		Precipitation Hardened Stainless Steel		Titanium Alloy Ti-6Al-4V		Ni-Based Alloy Inconel 718			
Cutting Speed	525 (450-590) SFM		490 (425-560) SFM		460 (390-525) SFM		410 (330-460) SFM		375 (295-425) SFM		345 (260-395) SFM		280 (230-295) SFM			
Depth of Cut	$a_a=3D$ $a_r=0.05D$ 															
Mill Dia.	Speed		Feed		Speed		Feed		Speed		Feed		Speed		Feed	
	inch	mm	RPM	in/min	RPM	in/min	RPM	in/min	RPM	in/min	RPM	in/min	RPM	in/min	RPM	in/min
-	6	8500	97.6	8000	85.8	7400	79.1	6600	65.4	6100	60.2	5600	55.1	4500	42.5	
1/4	-	8031	93.2	7557	81.6	6992	75.5	6229	62.3	5725	57.3	5267	52.7	4275	41.0	
5/16	-	6424	74.5	6046	65.3	5594	60.4	4983	49.8	4580	45.8	4214	42.1	3420	32.8	
-	8	6400	73.6	6000	64.2	5600	59.8	5000	49.6	4600	45.7	4200	41.3	3400	32.3	
3/8	-	5374	62.3	5038	54.4	4702	50.8	4204	42.0	3817	42.7	3511	37.9	2850	29.6	
-	10	5100	68.1	4800	56.7	4500	53.1	4000	44.1	3700	40.9	3300	36.2	2700	28.3	
-	12	4200	56.3	4000	47.2	3700	43.7	3300	36.2	3000	33.1	2800	30.7	2200	23.2	
1/2	-	3969	54.0	3779	45.3	3496	42.0	3115	33.6	2863	32.1	2634	28.4	2137	22.2	
5/8	-	3206	62.5	2992	53.9	2809	50.6	2504	36.3	2290	36.6	2107	33.7	1710	24.8	
-	16	3180	62.6	2990	53.1	2790	49.6	2490	36.2	2290	36.2	2090	33.1	1690	24.8	
3/4	-	2672	53.4	2494	44.9	2341	42.1	2087	30.3	1908	29.6	1756	28.1	1425	20.7	
-	20	2550	50.4	2390	42.5	2230	39.4	1990	28.7	1830	28.7	1670	26.4	1350	20.1	
1	-	2004	40.1	1870	33.7	1756	30.7	1565	22.7	1431	22.2	1317	21.1	1069	16.0	

1. Use a rigid and precise machine and holder.
2. The rotational speed is calculated by the median of the recommended cutting speed.
Adjustment may be necessary depending on the rigidity of the workpiece fixture and machine.
3. Please use a suitable fluid with high smoke retardant properties.
4. During dry (no fluid) milling, please use air blow to remove disposable chips from the milling area and to eliminate chip packing.
5. Please use water-soluble coolant when machining stainless steel, precipitation stainless steel, titanium alloy, Ni-based alloy.
6. Reduce speed and feed as well as depth of cut when high precision is required.

3D Side Milling (Ar=0.1D)

Hardness	-		Up to 30 HRC		30-45 HRC		-		-		-		-			
Work Material	Mild Steels Carbon Steels Cast Iron		Tool Steel Alloy Steel		Pre-Hardened & Hardened Steel P20, H13		Stainless Steel 300, 400 (<=200HB)		Precipitation Hardened Stainless Steel		Titanium Alloy Ti-6Al-4V		-			
Cutting Speed	720 (655-790) SFM		560 (490-620) SFM		440 (360-490) SFM		425 (360-490) SFM		395 (325-460) SFM		360 (295-425) SFM		-			
Depth of Cut	$a_a=3D$ $a_r=0.1D$ 															
Mill Dia.	Speed		Feed		Speed		Feed		Speed		Feed		Speed		Feed	
	inch	mm	RPM	in/min	RPM	in/min	RPM	in/min	RPM	in/min	RPM	in/min	RPM	in/min	RPM	in/min
-	6	11700	125.2	9000	89.4	7200	71.3	6900	63.0	6400	58.3	5800	52.8			
1/4	-	11053	119.4	8504	85.0	6809	68.1	6519	60.0	6031	55.5	5496	50.6			
5/16	-	8843	95.5	6803	68.0	5447	54.5	5215	48.0	4824	44.4	4397	40.5			
-	8	8800	94.1	6800	67.3	5400	53.5	5200	47.6	4800	44.1	4400	40.2			
3/8	-	7389	79.8	5710	57.1	4539	45.4	4366	40.2	4020	41.8	3664	38.1			
-	10	7000	88.2	5400	59.4	4300	47.2	4100	42.1	3800	39.0	3500	35.8			
-	12	5800	73.2	4500	49.6	3600	39.8	3500	35.8	3200	32.7	2900	29.5			
1/2	-	5481	70.2	4252	47.6	3405	38.1	3305	34.4	3015	31.4	2748	27.5			
5/8	-	4397	76.9	3420	53.0	2687	43.0	2595	36.3	2412	33.8	2198	30.8			
-	16	4380	77.6	3380	53.1	2690	42.5	2590	35.8	2390	33.1	2190	30.3			
3/4	-	3664	66.0	2850	44.2	2239	34.7	2163	29.2	2010	28.1	1832	24.7			
-	20	3500	62.2	2710	42.5	2150	33.9	2070	28.3	1910	26.4	1750	24.0			
1	-	2748	49.5	2137	33.1	1679	26.0	1622	21.9	1508	21.1	1374	18.5			

1. For Ni-based alloys, use the standard side milling cutting condition table above.



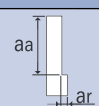


List 8201 & 8207 - A Brand AE-VML: Multi-Flute, Long Length (Cont.)

List 8202 & 8208 - A Brand AE-NIK-VML: Multi-Flute, Long Length, Nicked (Cont.)

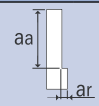
List 8271 & 8277 - A Brand AE-CR-VML: 4 Flute, Long Length, CR (Cont.)

3D Side Milling (Ar=0.15D)

Hardness	-		Up to 30 HRC		30-45 HRC		-		-		-		
Work Material	Mild Steels Carbon Steels Cast Iron		Tool Steel Alloy Steel		Pre-Hardened & Hardened Steel P20, H13		Stainless Steel 300, 400 (<=200HB)		Precipitation Hardened Stainless Steel		Titanium Alloy Ti-6Al-4V		
Cutting Speed	460 (395-525) SFM		330 (260-395) SFM		295 (230-360) SFM		280 (195-330) SFM		395 (325-460) SFM		210 (130-260) SFM		
Depth of Cut	$a_a=3D$ $a_r=0.15D$ 												
Mill Dia.	Speed		Feed		Speed		Feed		Speed		Feed		
	inch	mm	RPM	in/min	RPM	in/min	RPM	in/min	RPM	in/min	RPM	in/min	
-	6	7400	73.2	5600	51.2	4800	43.7	4500	37.4	4000	33.1	3400	28.3
1/4	-	6992	69.9	5298	48.7	4534	41.7	4260	35.8	6031	50.7	3206	26.9
5/16	-	5594	55.9	4238	39.0	3627	33.4	3408	28.6	4824	40.5	2565	21.5
-	8	5600	55.5	4200	38.2	3600	33.1	3400	28.3	3000	25.2	2600	21.7
3/8	-	4702	47.0	3532	32.5	3023	27.8	2860	24.0	4020	38.6	2137	20.5
-	10	4500	53.1	3300	33.9	2900	29.5	2700	25.6	2400	22.8	2100	20.1
-	12	3700	43.7	2800	28.7	2400	24.4	2300	21.7	2000	18.9	1700	16.1
1/2	-	3496	42.0	2649	27.5	2267	22.7	2176	20.9	3015	28.9	1603	15.4
5/8	-	2809	44.9	2015	28.2	1802	25.2	1710	23.1	2412	32.6	1282	16.7
-	16	2790	44.1	1990	27.6	1790	24.8	1690	22.4	1490	20.1	1290	16.5
3/4	-	2341	36.3	1679	23.5	1501	21.0	1425	19.2	2010	27.1	1069	13.9
-	20	2230	35.0	1590	22.0	1430	19.7	1350	18.1	1190	15.7	1040	13.4
1	-	1756	27.2	1260	17.6	1126	15.8	1069	14.4	1508	19.6	802	10.4

1. For Ni-based alloys, use the standard side milling cutting condition table on page 1340.

3D Side Milling (Ar=0.2D)

Hardness	-		Up to 30 HRC		30-45 HRC		-		-		-		
Work Material	Mild Steels Carbon Steels Cast Iron		Tool Steel Alloy Steel		Pre-Hardened & Hardened Steel P20, H13		Stainless Steel 300, 400 (<=200HB)		Precipitation Hardened Stainless Steel		Titanium Alloy Ti-6Al-4V		
Cutting Speed	330 (260-395) SFM		260 (195-330) SFM		230 (165-295) SFM		210 (130-260) SFM		180 (95-230) SFM		145 (65-195) SFM		
Depth of Cut	$a_a=3D$ $a_r=0.2D$ 												
Mill Dia.	Speed		Feed		Speed		Feed		Speed		Feed		
	inch	mm	RPM	in/min	RPM	in/min	RPM	in/min	RPM	in/min	RPM	in/min	
-	6	5300	48.4	4200	35.0	3700	30.7	3500	26.4	2900	22.0	2400	18.1
1/4	-	5008	46.1	3969	33.3	3496	29.4	3313	25.2	2748	20.9	2214	16.8
5/16	-	4006	36.9	3176	26.7	2797	23.5	2650	20.1	2198	16.7	1771	13.5
-	8	4000	36.6	3200	26.8	2800	23.2	2600	19.7	2200	16.5	1800	13.8
3/8	-	3359	30.9	2687	22.6	2351	19.7	2188	16.6	1832	15.4	1476	13.0
-	10	3200	35.4	2500	23.6	2200	20.9	2100	18.1	1800	15.4	1400	12.2
-	12	2700	29.9	2100	19.7	1900	18.1	1700	14.6	1500	13.0	1200	10.2
1/2	-	2550	28.6	1985	18.3	1794	17.2	1603	13.5	1374	12.1	1107	9.3
5/8	-	2015	32.2	1588	22.2	1405	19.7	1282	16.7	1099	13.7	885	10.6
-	16	1990	31.5	1590	22.0	1390	19.3	1290	16.5	1090	13.8	900	10.6
3/4	-	1679	26.9	1323	17.9	1170	16.4	1069	13.9	916	11.9	738	8.9
-	20	1590	25.2	1270	17.3	1110	15.4	1040	13.4	880	11.4	720	8.7
1	-	1260	20.2	992	13.4	878	12.3	802	10.4	687	8.9	553	6.6

1. For Ni-based alloys, use the standard side milling cutting condition table on page 1340.

ABOUT OSG

DRILLING

THREADING

MILLING

HOLDERS

INDEX

CONTINUED ➔



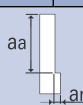


List 8201 & 8207 - A Brand AE-VML: Multi-Flute, Long Length (Cont.)

List 8202 & 8208 - A Brand AE-NIK-VML: Multi-Flute, Long Length, Nicked (Cont.)

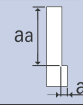
List 8271 & 8277 - A Brand AE-CR-VML: 4 Flute, Long Length, CR (Cont.)

4D Side Milling (Ar=0.05D)

Hardness	-		Up to 30 HRC		30-45 HRC		-		-		-		-			
Work Material	Mild Steels Carbon Steels Cast Iron		Tool Steel Alloy Steel		Pre-Hardened & Hardened Steel P20, H13		Stainless Steel 300, 400 (<=200HB)		Precipitation Hardened Stainless Steel		Titanium Alloy Ti-6Al-4V		Ni-Based Alloy Inconel 718			
Cutting Speed	460 (395-525) SFM		425 (360-490) SFM		395 (330-460) SFM		375 (295-425) SFM		345 (260-395) SFM		310 (230-360) SFM		245 (195-260) SFM			
Depth of Cut	$a_a=4D$ $a_r=0.05D$ 															
Mill Dia.	Speed		Feed		Speed		Feed		Speed		Feed		Speed		Feed	
	inch	mm	RPM	in/min	RPM	in/min	RPM	in/min	RPM	in/min	RPM	in/min	RPM	in/min	RPM	in/min
-	6	7400	79.1	6900	68.5	6400	63.4	6100	55.9	5600	51.2	5000	45.7	4000	34.6	
1/4	-	6992	75.5	6519	65.2	6046	60.5	5771	53.1	5267	48.5	4733	43.5	3740	32.9	
5/16	-	5594	60.4	5582	55.8	4837	48.4	4617	42.5	4214	38.8	3786	34.8	2992	26.3	
-	8	5600	59.8	5200	51.6	4800	47.6	4600	42.1	4200	38.6	3800	34.6	3000	26.0	
3/8	-	4702	50.8	4366	43.7	4031	40.3	3868	35.6	3511	36.5	3155	32.8	2494	21.9	
-	10	4500	56.7	4100	48.4	3800	44.9	3700	37.8	3300	33.9	3000	30.7	2400	23.2	
-	12	3700	46.5	3500	41.3	3200	37.8	3100	31.9	2800	28.7	2500	25.6	2000	19.7	
1/2	-	3496	43.4	3305	39.7	3023	36.3	2931	30.5	2634	27.4	2366	24.6	1870	18.7	
5/8	-	2809	53.4	2595	46.7	2412	43.4	2290	34.4	2107	30.5	1893	28.4	1496	20.2	
-	16	2790	52.4	2590	46.1	2390	42.5	2290	33.9	2090	30.7	1890	28.0	1490	20.5	
3/4	-	2341	43.3	2163	37.8	2010	35.2	1908	28.6	1756	26.3	1578	23.7	1247	17.5	
-	20	2230	41.7	2070	36.6	1910	33.9	1830	27.2	1670	24.8	1510	22.4	1190	16.5	
1	-	1756	32.5	1622	28.4	1508	26.4	1431	21.5	1317	19.8	1183	17.7	935	13.1	

1. Use a rigid and precise machine and holder.
2. The rotational speed is calculated by the median of the recommended cutting speed.
Adjustment may be necessary depending on the rigidity of the workpiece fixture and machine.
3. Please use a suitable fluid with high smoke retardant properties.
4. During dry (no fluid) milling, please use air blow to remove disposable chips from the milling area and to eliminate chip packing.
5. Please use water-soluble coolant when machining stainless steel, precipitation stainless steel, titanium alloy, Ni-based alloy.
6. Reduce speed and feed as well as depth of cut when high precision is required.

4D Side Milling (Ar=0.1D)

Hardness	-		Up to 30 HRC		30-45 HRC		-		-		-		-			
Work Material	Mild Steels Carbon Steels Cast Iron		Tool Steel Alloy Steel		Pre-Hardened & Hardened Steel P20, H13		Stainless Steel 300, 400 (<=200HB)		Precipitation Hardened Stainless Steel		Titanium Alloy Ti-6Al-4V		-			
Cutting Speed	655 (590-720) SFM		525 (460-590) SFM		425 (360-490) SFM		410 (360-460) SFM		375 (295-425) SFM		345 (260-395) SFM		-			
Depth of Cut	$a_a=4D$ $a_r=0.1D$ 															
Mill Dia.	Speed		Feed		Speed		Feed		Speed		Feed		Speed		Feed	
	inch	mm	RPM	in/min	RPM	in/min	RPM	in/min	RPM	in/min	RPM	in/min	RPM	in/min	RPM	in/min
-	6	10600	105.1	8500	77.6	6900	63.0	6600	55.1	6100	50.8	5600	46.9			
1/4	-	10015	100.2	8031	73.9	6519	60.0	6229	52.3	5725	48.1	5267	44.2			
5/16	-	8012	80.1	6424	59.1	5215	48.0	4983	41.9	4580	38.5	4214	35.4			
-	8	8000	79.5	6400	58.3	5200	47.6	5000	41.7	4600	38.6	4200	35.0			
3/8	-	6718	67.2	5374	49.4	4366	40.2	4204	35.3	3817	36.6	3511	33.7			
-	10	6400	75.6	5100	52.4	4100	42.1	4000	37.8	3700	35.0	3300	31.1			
-	12	5300	62.6	4200	42.9	3500	35.8	3300	31.1	3000	28.3	2800	26.4			
1/2	-	5008	60.1	3969	41.3	3305	34.4	3115	29.9	2863	27.5	2634	25.3			
5/8	-	4000	66.0	3206	46.5	2595	37.6	2504	35.1	2290	32.1	2107	29.5			
-	16	3980	66.5	3180	46.9	2590	38.2	2490	34.3	2290	31.5	2090	28.7			
3/4	-	3333	55.0	2672	40.1	2163	32.4	2087	29.2	1908	26.7	1756	23.7			
-	20	3180	53.1	2550	37.8	2070	30.7	1990	27.6	1830	25.2	1670	22.8			
1	-	2500	41.3	2004	30.1	1622	24.3	1565	21.9	1431	20.0	1317	17.8			

1. For Ni-based alloys, use the standard side milling cutting condition table above.



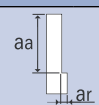


List 8201 & 8207 - A Brand AE-VML: Multi-Flute, Long Length (Cont.)

List 8202 & 8208 - A Brand AE-NIK-VML: Multi-Flute, Long Length, Nicked (Cont.)

List 8271 & 8277 - A Brand AE-CR-VML: 4 Flute, Long Length, CR (Cont.)

4D Side Milling (Ar=0.15D)

Hardness	-		Up to 30 HRC		30-45 HRC		-		-		-		
Work Material	Mild Steels Carbon Steels Cast Iron		Tool Steel Alloy Steel		Pre-Hardened & Hardened Steel P20, H13		Stainless Steel 300, 400 (<=200HB)		Precipitation Hardened Stainless Steel		Titanium Alloy Ti-6Al-4V		
Cutting Speed	440 (360-490) SFM		375 (330-460) SFM		280 (195-330) SFM		245 (160-295) SFM		210 (165-260) SFM		180 (130-230) SFM		
Depth of Cut	$a_a=4D$ $a_r=0.15D$ 												
Mill Dia.	Speed		Feed		Speed		Feed		Speed		Feed		
	inch	mm	RPM	in/min	RPM	in/min	RPM	in/min	RPM	in/min	RPM	in/min	
-	6	7200	65.7	6100	50.8	4500	37.4	4000	30.3	3400	25.6	2900	22.0
1/4	-	6809	62.6	5771	48.5	4260	35.8	3786	28.8	3206	24.4	2748	20.9
5/16	-	5447	50.1	4617	38.8	3408	28.6	3029	23.0	2565	19.5	2198	16.7
-	8	5400	49.2	4600	38.6	3400	28.3	3000	22.8	2600	19.7	2200	16.9
3/8	-	4539	41.8	3868	32.5	2860	24.0	2524	19.2	2137	18.8	1832	16.1
-	10	4300	47.2	3700	35.0	2700	25.6	2400	20.9	2100	18.1	1800	15.7
-	12	3600	39.8	3100	29.1	2300	21.7	2000	17.3	1700	14.6	1500	13.0
1/2	-	3405	38.1	2931	27.0	2176	20.9	1893	16.7	1603	13.5	1374	12.1
5/8	-	2687	43.0	2290	32.1	1710	23.1	1496	18.7	1282	16.7	1099	13.2
-	16	2690	42.5	2290	31.5	1690	23.2	1490	18.9	1290	16.5	1090	13.0
3/4	-	2239	34.7	1908	26.7	1425	19.2	1247	16.2	1069	13.9	916	10.5
-	20	2150	33.9	1830	25.2	1350	18.5	1190	15.4	1040	13.4	880	10.2
1	-	1679	26.0	1431	20.0	1069	14.4	935	12.2	802	10.4	687	7.9

1. For Ni-based alloys, use the standard side milling cutting condition table on page 1342.





A Brand AE-VMFE & AE-CR-VMFE

Advanced Performance Anti-Vibration Reduced Shank Carbide End Mills

List 8245 - A Brand AE-VMFE: SQ, 4 Flute

List 8246 - A Brand AE-CR-VMFE: CR, 4 Flute

Side Milling

Hardness	-		Up to 30 HRC		-		-		-		-		30-45 HRC	
Work Material	Mild Steels Carbon Steels Cast Iron		Tool Steel Alloy Steel		Stainless Steel		Precipitation Stainless Steel		Titanium Alloy		Ni-Based Alloy Inconel 718		Prehardened Steels Hardened Steels	
Cutting Speed	330-460 SFM		330-460 SFM		330-460 SFM		330-430 SFM		300-400 SFM		200-260 SFM		330-460 SFM	
Depth of Cut	$a_a=2.0D$ $a_r=0.1D$													
Mill Dia. (Inch)	Speed RPM	Feed in/min	Speed RPM	Feed in/min	Speed RPM	Feed in/min	Speed RPM	Feed in/min	Speed RPM	Feed in/min	Speed RPM	Feed in/min	Speed RPM	Feed in/min
6.0	6,392	99.7	6,392	89.5	6,392	76.7	6,149	64.0	5,664	54.4	3,722	31.3	6,392	81.8
8.0	4,794	74.8	4,794	67.1	4,794	57.5	4,612	48.0	4,248	40.8	2,791	23.4	4,794	61.4
10.0	3,835	59.8	3,835	53.7	3,835	46.0	3,690	38.4	3,398	32.6	2,233	18.8	3,835	49.1
12.0	3,196	49.9	3,196	44.7	3,196	38.4	3,075	32.0	2,832	27.2	1,861	15.6	3,196	40.9

- The above milling condition is a guideline for overhang length 5xD.
- Use a rigid and precise machine and holder.
- Please use a suitable fluid with high smoke retardant properties.
- During dry (no fluid) milling, please use air blow to remove chips from the milling area and to eliminate chip packing.
- Please use water-soluble coolant when machining stainless steel, precipitation stainless steel, titanium alloy, Ni-based alloy.
- Reduce speed and feed as well as depth of cut when high precision is required.
- Adjust the speed and feed accordingly when the overhang length is longer than specified (refer to Parameter Reduction Chart below).

Parameter Reduction Chart by Length to Diameter Ratio

Hardness		-		Up to 30 HRC		-		-		-		-		30-45 HRC		
Work Material		Mild Steels Carbon Steels Cast Iron		Tool Steel Alloy Steel		Stainless Steel		Precipitation Stainless Steel		Titanium Alloy		Ni-Based Alloy Inconel 718		Prehardened Steels Hardened Steels		
L/D	Depth of Cut		Speed RPM	Feed in/min	Speed RPM	Feed in/min	Speed RPM	Feed in/min	Speed RPM	Feed in/min	Speed RPM	Feed in/min	Speed RPM	Feed in/min	Speed RPM	Feed in/min
	Aa	Ar														
Side Milling	6	1.7D	0.08D	80%		80%		80%		80%		80%		80%		80%
	7	1.6D	0.05D	65%		65%		65%		65%		65%		65%		65%
	8	1.5D	0.03D	50%		50%		40%		40%		30%		30%		40%

ABOUT OSG

DRILLING

THREADING

MILLING

HOLDERS

INDEX

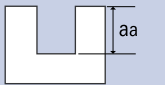
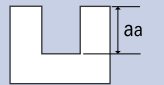




List 8233 - A Brand AE-VTSS: 3 Flute, Stub Length

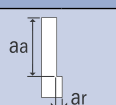
List 8333 - A Brand AE-VTSS: 3 Flute, Stub Length

Slotting

Hardness		-		Up to 30 HRC		30-45 HRC		-		-		-	
Work Material		Mild Steels Carbon Steels Cast Iron		Alloys Steel Tool Steel		Prehardened Steel Hardened Steel		Stainless Steel		Precipitation Stainless Steel		Titanium Alloy	
Cutting Speed		330 SFM		230 SFM		200 SFM		200 SFM		165 SFM		165 SFM	
Depth of Cut		$a_a=0.5xD$ 						$a_a=0.25xD$ 					
Mill Dia.		Speed	Feed	Speed	Feed	Speed	Feed	Speed	Feed	Speed	Feed	Speed	Feed
Inch	mm	RPM	in/min	RPM	in/min	RPM	in/min	RPM	in/min	RPM	in/min	RPM	in/min
-	3	10,600	25.6	7,400	18.9	6,400	13.8	6,400	13.0	5,300	11.8	5,300	11.0
1/8	-	10,076	25.7	7,011	18.9	6,107	13.7	6,107	13.7	5,038	12.1	5,038	12.1
-	4	8,000	26.4	5,600	19.7	4,800	13.8	4,800	13.4	4,000	12.6	4,000	12.2
3/16	-	6,718	26.2	4,674	21.0	4,071	14.7	4,071	15.9	3,359	12.1	3,359	12.1
-	5	6,400	28.0	4,500	22.0	3,800	16.5	3,800	15.4	3,200	13.4	3,200	13.0
-	6	5,300	29.1	3,700	24.4	3,200	18.1	3,200	10.2	2,700	13.0	2,700	12.6
1/4	-	5,038	30.2	3,505	24.2	3,053	18.3	3,053	10.5	2,519	13.2	2,519	12.8
5/16	-	4,031	24.2	2,804	19.3	2,443	17.6	2,443	10.3	2,015	12.1	2,015	11.5
-	8	4,000	24.8	2,800	19.7	2,400	17.3	2,400	10.2	2,000	12.2	2,000	11.8
3/8	-	3,359	23.2	2,337	19.6	2,036	15.3	2,036	9.8	1,679	11.6	1,679	11.1
-	10	3,200	22.8	2,200	19.3	1,900	15.0	1,900	9.4	1,600	11.4	1,600	11.0
-	12	2,700	22.0	1,900	18.1	1,600	15.0	1,600	9.1	1,300	11.4	1,300	11.0
1/2	-	2,519	21.9	1,753	17.9	1,527	15.3	1,527	9.2	1,260	11.3	1,260	11.3

1. Use a rigid and precise machine and holder.
2. The rotational speed is calculated by the median of the recommended cutting speed.
3. Please use a suitable fluid with smoke retardant properties.
4. During dry (no fluid) milling, please use air blow to remove disposable chips from the milling area and to eliminate chip packing.
5. Please use water soluble coolant when machining stainless steel, precipitation stainless steel, and titanium alloy.
6. Reduce speed and feed as well as depth of cut when high precision is required.

Side Milling

Hardness		-		Up to 30 HRC		30-45 HRC		-		-		-	
Work Material		Mild Steels Carbon Steels Cast Iron		Alloys Steel Tool Steel		Prehardened Steel Hardened Steel		Stainless Steel		Precipitation Stainless Steel		Titanium Alloy	
Cutting Speed		330 SFM		295 SFM		200 SFM		200 SFM		165 SFM		165 SFM	
Depth of Cut		$a_a=1xD$ $a_r=0.2xD$ 											
Mill Dia.		Speed	Feed	Speed	Feed	Speed	Feed	Speed	Feed	Speed	Feed	Speed	Feed
Inch	mm	RPM	in/min	RPM	in/min	RPM	in/min	RPM	in/min	RPM	in/min	RPM	in/min
-	3	10,600	37.8	9,600	24.0	6,400	18.1	6,400	12.2	5,300	13.0	5,300	12.2
1/8	-	10,076	36.3	9,014	24.3	6,107	18.3	6,107	12.8	5,038	13.6	5,038	12.1
-	4	8,000	41.7	7,200	25.6	4,800	18.9	4,800	9.8	4,000	14.2	4,000	13.4
3/16	-	6,718	42.3	6,009	25.2	4,071	18.3	4,071	9.8	3,359	14.1	3,359	14.1
-	5	6,400	45.3	5,700	27.2	3,800	21.3	3,800	14.6	3,200	14.6	3,200	13.4
-	6	5,300	46.9	4,800	34.3	3,200	24.8	3,200	16.5	2,700	15.0	2,700	14.2
1/4	-	5,038	46.9	4,507	35.2	3,053	24.7	3,053	16.5	2,519	15.1	2,519	14.4
5/16	-	4,031	39.9	3,605	33.5	2,443	24.9	2,443	16.1	2,015	11.5	2,015	10.9
-	8	4,000	40.2	3,600	34.3	2,400	24.4	2,400	15.7	2,000	11.8	2,000	11.0
3/8	-	3,359	37.3	3,005	30.6	2,036	20.8	2,036	15.9	1,679	11.1	1,679	10.6
-	10	3,200	37.8	2,900	30.7	1,900	20.9	1,900	15.0	1,600	11.0	1,600	10.6
-	12	2,700	31.9	2,400	28.3	1,600	17.3	1,600	14.2	1,300	11.0	1,300	9.8
1/2	-	2,519	30.2	2,253	26.4	1,527	16.5	1,527	13.7	1,260	11.0	1,260	9.8

1. Use a rigid and precise machine and holder.
2. The rotational speed is calculated by the median of the recommended cutting speed.
3. Please use a suitable fluid with smoke retardant properties.
4. During dry (no fluid) milling, please use air blow to remove disposable chips from the milling area and to eliminate chip packing.
5. Please use water soluble coolant when machining stainless steel, precipitation stainless steel, and titanium alloy.
6. Reduce speed and feed as well as depth of cut when high precision is required.






A Brand AE-VTSS

Anti-Vibration, Multi-functional Carbide End Mill Compatible with CNC Lathes

List 8233 - A Brand AE-VTSS: 3 Flute, Stub Length List 8333 - A Brand AE-VTSS: 3 Flute, Stub Length

Plunging

Hardness	-		Up to 30 HRC		30-45 HRC		-		-		-		
Work Material	Mild Steels Carbon Steels Cast Iron		Alloys Steel Tool Steel		Prehardened Steel Hardened Steel		Stainless Steel		Precipitation Stainless Steel		Titanium Alloy		
Cutting Speed	330 SFM		230 SFM		200 SFM		200 SFM		165 SFM		165 SFM		
Depth of Cut	$a_a \leq 0.5 \times D$ 												
Mill Dia.		Speed	Feed	Speed	Feed	Speed	Feed	Speed	Feed	Speed	Feed	Speed	Feed
Inch	mm	RPM	in/min	RPM	in/min	RPM	in/min	RPM	in/min	RPM	in/min	RPM	in/min
-	3	10,600	9.8	7,400	4.5	6,400	4.3	6,400	4.3	5,300	2.4	5,300	2.4
1/8	-	10,076	10.1	7,011	4.4	6,107	4.6	6,107	4.6	5,038	2.5	5,038	2.5
-	4	8,000	9.8	5,600	4.5	4,800	4.3	4,800	4.3	4,000	2.4	4,000	2.4
3/16	-	6,718	10.1	4,674	4.4	4,071	4.6	4,071	4.6	3,359	2.5	3,359	2.5
-	5	6,400	11.2	4,500	4.7	3,800	4.3	3,800	4.3	3,200	2.6	3,200	2.6
-	6	5,300	12.6	3,700	4.7	3,200	4.3	3,200	4.3	2,700	2.8	2,700	2.8
1/4	-	5,038	12.6	3,505	4.4	3,053	4.6	3,053	4.6	2,519	2.5	2,519	2.5
5/16	-	4,031	12.6	2,804	4.4	2,443	3.8	2,443	4.6	2,015	2.5	2,015	2.5
-	8	4,000	11.8	2,800	4.3	2,400	3.9	2,400	3.9	2,000	2.6	2,000	2.6
3/8	-	3,359	11.3	2,337	4.4	2,036	3.8	2,036	3.8	1,679	2.5	1,679	2.5
-	10	3,200	11.4	2,200	4.1	1,900	3.7	1,900	3.7	1,600	2.4	1,600	2.4
-	12	2,700	10.8	1,900	3.9	1,600	3.5	1,600	3.5	1,300	2.2	1,300	2.2
1/2	-	2,519	10.1	1,753	3.5	1,527	3.8	1,527	3.8	1,260	2.5	1,260	2.5

1. Use a rigid and precise machine and holder.
2. The rotational speed is calculated by the median of the recommended cutting speed.
3. Please use a suitable fluid with smoke retardant properties.
4. During dry (no fluid) milling, please use air blow to remove disposable chips from the milling area and to eliminate chip packing.
5. Please use water soluble coolant when machining stainless steel, precipitation stainless steel, and titanium alloy.
6. Reduce speed and feed as well as depth of cut when high precision is required.

ABOUT OSG

DRILLING

THREADING

MILLING

HOLDERS


INDEX






List 8441, 8541: Multi-Flute, Stub Length, Reduced Neck, Square End

Side Milling

Hardness		Up to 45 HRC		45-55 HRC		55-62 HRC		62-66 HRC		66-70 HRC	
Work Material		Tool Steels Hardened Steels Alloy Steels		Hardened Steels							
Cutting Speed (SFM)		360 - 425		260 - 330		195 - 260		165 - 230		130 - 200	
Depth of Cut		$a_a \leq 1.5D$ $a_r \leq 0.1D$ $a_r \text{ Max} = 1\text{mm}$ 		$a_a \leq 1.5D$ $a_r \leq 0.05D$ $a_r \text{ Max} = 0.5\text{mm}$				$a_a \leq 1.5D$ $a_r \leq 0.03D$ $a_r \text{ Max} = 0.3\text{mm}$			
Mill Dia.		Speed RPM	Feed in/min	Speed RPM	Feed in/min	Speed RPM	Feed in/min	Speed RPM	Feed in/min	Speed RPM	Feed in/min
Inch	mm										
1/16	-	24,061	48.1	18,076	35.3	14,046	21.0	12,031	15.8	10,015	9.9
5/64	-	19,249	48.1	14,461	35.3	11,237	21.0	9,624	15.8	8,012	9.9
3/32	-	16,041	48.1	12,051	35.3	9,364	21.0	8,020	15.8	6,677	9.9
7/64	-	13,749	48.1	10,329	35.3	8,026	21.0	6,875	15.8	5,723	9.9
-	3	12,740	48.0	9,550	34.6	7,430	20.9	6,370	15.7	5,310	9.8
1/8	-	12,031	48.1	9,038	35.3	7,023	21.0	6,015	15.8	5,008	9.9
5/32	-	9,624	48.1	7,231	35.3	5,618	21.0	4,812	15.8	4,006	9.9
-	4	9,550	48.0	7,170	35.0	5,570	20.9	4,780	15.7	3,980	9.8
3/16	-	8,020	48.1	6,025	35.3	4,682	21.0	4,010	15.8	3,338	9.9
-	5	7,640	48.0	5,730	36.2	4,460	21.3	3,820	15.7	3,180	9.8
7/32	-	6,875	48.1	5,165	35.3	4,013	21.0	3,437	15.8	2,862	9.9
-	6	6,370	72.0	4,780	53.1	3,720	31.5	3,180	23.6	2,650	15.0
1/4	-	6,015	72.1	4,519	52.9	3,511	31.5	3,008	23.6	2,504	14.9
9/32	-	5,347	72.1	4,017	52.9	3,121	31.5	2,673	23.6	2,226	14.9
5/16	-	4,812	72.1	3,615	52.9	2,809	31.5	2,406	23.6	2,003	14.9
-	8	4,780	72.4	3,580	53.1	2,790	31.5	2,390	23.6	1,990	15.0
3/8	-	4,010	72.1	3,013	52.9	2,341	31.5	2,005	23.6	1,669	14.9
-	10	3,820	72.0	2,870	52.8	2,230	31.5	1,910	23.6	1,590	15.0
7/16	-	3,437	72.1	2,582	52.9	2,007	31.5	1,719	23.6	1,431	14.9
-	12	3,180	72.0	2,390	52.4	1,860	31.5	1,590	23.6	1,330	15.0
1/2	-	3,008	72.1	2,260	52.9	1,756	31.5	1,504	23.6	1,252	14.9

1. Use a rigid and precise machine and holder.
2. When chattering occurs, reduce the speed and feed simultaneously.
3. Use an air blow or a suitable cutting fluid with high smoke retardant properties.

High Speed Milling

Hardness		Up to 45 HRC		45-55 HRC		55-62 HRC		62-66 HRC		66-70 HRC	
Work Material		Tool Steels Hardened Steels Alloy Steels		Hardened Steels							
Cutting Speed (SFM)		950 - 1,020		785 - 850		490 - 560		425 - 490		295 - 360	
Depth of Cut		$a_a \leq 1.5D$ $a_r \leq 0.02D$ $a_r \text{ Max} = 0.2\text{mm}$ 				$a_a \leq 1.5D$ $a_r \leq 0.01D$ $a_r \text{ Max} = 0.1\text{mm}$					
Mill Dia.		Speed RPM	Feed in/min	Speed RPM	Feed in/min	Speed RPM	Feed in/min	Speed RPM	Feed in/min	Speed RPM	Feed in/min
Inch	mm										
1/16	-	50,000	112.5	50,000	112.5	32,122	60.2	28,092	49.2	20,031	28.0
5/64	-	48,171	135.5	40,110	112.8	25,698	60.2	22,473	49.2	16,024	28.0
3/32	-	40,142	135.5	33,425	112.8	21,415	60.2	18,728	49.2	13,354	28.0
7/64	-	34,408	135.5	28,650	112.8	18,356	60.2	16,052	49.2	11,446	28.0
-	3	31,850	135.4	26,540	113.0	16,990	60.2	14,860	46.9	10,620	28.3
1/8	-	30,107	135.5	25,069	112.8	16,061	60.2	14,046	49.2	10,015	28.0
5/32	-	24,085	135.5	20,055	112.8	12,849	60.2	11,237	49.2	8,012	28.0
-	4	23,890	135.4	19,900	113.0	12,740	60.2	11,150	46.9	7,960	28.3
3/16	-	20,071	135.5	16,712	112.8	10,707	60.2	9,364	49.2	6,677	28.0
-	5	19,110	135.4	15,920	113.0	10,190	60.2	8,920	46.9	6,370	28.3
7/32	-	17,204	135.5	14,325	112.8	9,178	60.2	8,026	49.2	5,723	28.0
-	6	15,920	203.1	13,270	169.3	8,490	90.2	7,430	70.1	5,310	42.5
1/4	-	15,053	203.2	12,534	169.2	8,031	90.3	7,023	73.7	5,008	42.1
9/32	-	13,381	203.2	11,142	169.2	7,138	90.3	6,243	73.7	4,451	42.1
5/16	-	12,043	203.2	10,027	169.2	6,424	90.3	5,618	73.7	4,006	42.1
-	8	11,940	203.1	9,950	169.3	6,370	90.2	5,570	69.7	3,980	42.5
3/8	-	10,036	203.2	8,356	169.2	5,354	90.3	4,682	46.0	3,338	42.1
-	10	9,550	203.1	7,960	169.3	5,100	90.2	4,460	46.1	3,180	42.5
7/16	-	8,602	203.2	7,162	169.2	4,589	90.3	4,013	46.0	2,862	42.1
-	12	7,960	203.1	6,630	169.3	4,250	90.2	3,720	46.1	2,650	42.5
1/2	-	7,527	203.2	6,267	169.2	4,015	90.3	3,511	46.0	2,504	42.1

1. Tools can cause sparks. Do not use flammable fluids.
2. Use an air blow or a suitable cutting fluid with high smoke retardant properties.





A Brand AE-MS-H & AE-CR-MS-H

Advanced Performance Carbide End Mills with DUREY Coating

List 8440, 8540, 8470, 8570: Multi-Flute, Regular Length, Square & Corner Rad.

Side Milling

Hardness		Up to 45 HRC		45-55 HRC		55-62 HRC		62-66 HRC		66-70 HRC	
Work Material		Tool Steels Hardened Steels Alloy Steels		Hardened Steels							
Cutting Speed (SFM)		360 - 425		260 - 330		195 - 260		165 - 230		130 - 200	
Depth of Cut		D _a a _a a _r		a _a a _r		a _a a _r				a _a a _r	
		D ≤ 0.15	1.5D	0.02D	1.5D	0.05D	1.5D			0.03D	1D
		a _r Max=1mm		a _r Max=1mm		a _r Max=0.5mm				a _r Max=0.5mm	
Mill Dia.		Speed RPM	Feed in/min	Speed RPM	Feed in/min	Speed RPM	Feed in/min	Speed RPM	Feed in/min	Speed RPM	Feed in/min
Inch	mm										
-	1	38,220	60.2	28,660	45.3	22,290	24.4	19,110	18.1	15,920	13.0
1/16	-	24,061	60.2	18,076	45.3	14,046	24.4	12,031	18.1	10,015	13.0
-	1.5	25,480	60.2	19,110	45.3	14,860	24.4	12,740	18.1	10,620	13.0
5/64	-	19,249	60.2	14,461	45.3	11,237	24.4	9,624	18.1	8,012	13.0
-	2	19,110	60.2	14,330	45.3	11,150	24.4	9,550	18.1	7,960	13.0
3/32	-	16,041	60.2	12,051	45.3	9,364	24.4	8,020	18.1	6,677	13.0
-	2.5	15,290	60.2	11,460	45.3	8,920	24.4	7,640	18.1	6,370	13.0
7/64	-	13,749	60.2	10,329	45.3	8,026	24.4	6,875	18.1	5,723	13.0
-	3	12,740	60.2	9,550	45.3	7,430	24.4	6,370	18.1	5,310	13.0
1/8	-	12,031	60.2	9,038	45.3	7,023	24.4	6,015	18.1	5,008	13.0
5/32	-	9,624	60.2	7,231	45.3	5,618	24.4	4,812	18.1	4,006	13.0
-	4	9,550	60.2	7,170	45.3	5,570	24.4	4,730	18.1	3,980	13.0
3/16	-	8,020	60.2	6,025	45.3	4,682	24.4	4,010	18.1	3,338	13.0
-	5	7,640	60.2	5,730	45.3	4,460	24.4	3,820	18.1	3,180	13.0
7/32	-	6,875	60.2	5,165	45.3	4,013	24.4	3,437	18.1	2,862	13.0
-	6	6,370	90.2	4,780	67.7	3,720	37.0	3,180	27.2	2,650	20.1
1/4	-	6,015	90.2	4,519	67.7	3,511	37.0	3,008	27.2	2,504	20.1
9/32	-	5,347	90.2	4,017	67.7	3,121	37.0	2,673	27.2	2,226	20.1
5/16	-	4,812	90.2	3,615	67.7	2,809	37.0	2,406	27.2	2,003	20.1
-	8	4,780	90.2	3,580	67.7	2,790	37.0	2,390	27.2	1,990	20.1
3/8	-	4,010	90.2	3,013	67.7	2,341	37.0	2,005	27.2	1,669	20.1
-	10	3,820	90.2	2,870	67.7	2,230	37.0	1,910	27.2	1,590	20.1
7/16	-	3,437	90.2	2,582	67.7	2,007	37.0	1,719	27.2	1,431	20.1
-	12	3,180	90.2	2,390	67.7	1,860	37.0	1,590	27.2	1,330	20.1
1/2	-	3,008	90.2	2,260	67.7	1,756	37.0	1,504	27.2	1,252	20.1
5/8	-	2,406	90.2	1,808	67.7	1,405	37.0	1,203	27.2	1,002	20.1
-	16	2,390	90.2	1,790	67.7	1,390	37.0	1,190	27.2	1,000	20.1
3/4	-	2,005	90.2	1,506	67.7	1,170	37.0	1,003	27.2	835	20.1
-	20	1,910	90.2	1,430	67.7	1,110	37.0	960	27.2	800	20.1
1	-	1,504	90.2	1,130	67.7	878	37.0	752	27.2	626	20.1

1. Use a rigid and precise machine and holder.
2. When chattering occurs, reduce the speed and feed simultaneously.
3. Use an air blow or a suitable cutting fluid with high smoke retardant properties.

ABOUT OSG

DRILLING

THREADING

MILLING

HOLDERS

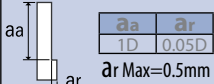
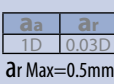
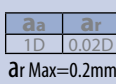
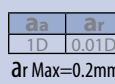
INDEX





List 8440, 8540, 8470, 8570: Multi-Flute, Regular Length, Square & Corner Rad. (Cont.)

High Speed Milling

Hardness		Up to 45 HRC		45-55 HRC		55-62 HRC		62-66 HRC		66-70 HRC	
Work Material		Tool Steels Hardened Steels Alloy Steels		Hardened Steels							
Cutting Speed (SFM)		950 - 1,020		785 - 850		490 - 560		425 - 490		295 - 360	
Depth of Cut											
Mill Dia.		Speed RPM	Feed in/min	Speed RPM	Feed in/min	Speed RPM	Feed in/min	Speed RPM	Feed in/min	Speed RPM	Feed in/min
Inch	mm										
-	1	50,000	78.7	50,000	78.7	50,000	63.0	44,590	49.2	31,850	27.6
1/16	-	50,000	125.0	50,000	125.0	32,122	64.2	28,092	49.2	20,031	31.0
-	1.5	50,000	118.1	50,000	118.1	33,970	64.2	29,720	49.2	21,230	29.9
5/64	-	48,171	150.5	40,110	125.3	25,698	64.2	22,473	49.2	16,024	31.0
-	2	47,770	150.4	39,810	125.2	25,480	64.2	22,290	49.2	15,920	31.5
3/32	-	40,142	150.5	33,425	125.3	21,415	64.2	18,728	49.2	13,354	31.0
-	2.5	38,220	150.4	31,850	125.6	20,380	64.2	17,830	49.2	12,740	31.9
7/64	-	34,408	150.5	28,650	125.3	18,356	64.2	16,052	49.2	11,446	31.0
-	3	31,850	150.4	26,540	125.2	16,990	64.2	14,860	49.2	10,620	31.9
1/8	-	30,107	150.5	25,069	125.3	16,061	64.2	14,046	49.2	10,015	31.0
5/32	-	24,085	150.5	20,055	125.3	12,849	64.2	11,237	49.2	8,012	31.0
-	4	23,890	150.4	19,900	125.2	12,740	64.2	11,150	49.2	7,960	31.9
3/16	-	20,071	150.5	16,712	125.3	10,707	64.2	9,364	49.2	6,677	31.0
-	5	19,110	150.4	15,920	125.2	10,190	64.2	8,920	49.2	6,370	31.9
7/32	-	17,204	150.5	14,325	125.3	9,178	64.2	8,026	49.2	5,723	31.0
-	6	15,920	225.6	13,270	188.2	8,490	96.5	7,430	73.6	5,310	47.6
1/4	-	15,053	225.8	12,534	188.0	8,031	96.4	7,023	73.7	5,008	46.6
9/32	-	13,381	225.8	11,142	188.0	7,138	96.4	6,243	73.7	4,451	46.6
5/16	-	12,043	225.8	10,027	188.0	6,424	96.4	5,618	73.7	4,006	46.6
-	8	11,940	225.6	9,950	188.2	6,370	96.5	5,570	73.6	3,980	47.6
3/8	-	10,036	225.8	8,356	188.0	5,354	96.4	4,682	73.7	3,338	46.6
-	10	9,550	225.6	7,960	188.2	5,100	96.5	4,460	73.6	3,180	47.6
7/16	-	8,602	225.8	7,162	188.0	4,589	96.4	4,013	73.7	2,862	46.6
-	12	7,960	225.6	6,630	188.2	4,250	96.5	3,720	73.6	2,650	47.6
1/2	-	7,527	225.8	6,267	188.0	4,015	96.4	3,511	73.7	2,504	46.6
5/8	-	6,021	225.8	5,014	188.0	3,212	96.4	2,809	73.7	2,003	46.6
-	16	5,970	225.8	4,980	188.0	3,180	96.4	2,790	73.7	1,990	46.6
3/4	-	5,018	225.8	4,178	188.0	2,677	96.4	2,340	73.7	1,669	46.6
-	20	4,780	225.8	3,980	188.0	2,550	96.4	2,230	73.7	1,590	46.6
1	-	3,763	225.8	3,134	188.0	2,008	96.4	1,756	73.7	1,252	46.6

1. Tools can cause sparks. Do not use flammable fluids.
2. Use an air blow or a suitable cutting fluid with high smoke retardant properties.





A Brand AE-ML-H

Advanced Performance Carbide End Mills with Long LOC for Hardened Steels

List 8442, 8542: Multi-Flute, Long Length, Square

Side Milling

Hardness	Up to 45 HRC		45-55 HRC		55-62 HRC		62-66 HRC		66-70 HRC			
Work Material	Tool Steels Hardened Steels Alloy Steels		Hardened Steels									
Cutting Speed (SFM)	195 SFM		145 SFM		100 SFM		65 SFM		50 SFM			
Depth of Cut												
Mill Dia.	Inch	mm	Speed	Feed	Speed	Feed	Speed	Feed	Speed	Feed	Speed	Feed
			RPM	in/min	RPM	in/min	RPM	in/min	RPM	in/min	RPM	in/min
-	3	6,370	25.6	4,780	14.6	3,180	6.7	2,120	3.9	1,590	2.4	
1/8	-	5,954	25.3	4,427	14.4	3,053	6.9	1,985	3.9	1,527	2.4	
-	4	4,780	25.6	3,580	14.6	2,390	6.7	1,590	3.9	1,190	2.4	
3/16	-	3,969	25.3	2,952	14.4	2,036	6.9	1,323	3.9	1,018	2.4	
-	5	3,820	25.6	2,870	14.6	1,910	6.7	1,270	3.9	960	2.4	
-	6	3,180	38.2	2,390	22.0	1,590	10.2	1,060	5.9	800	3.5	
1/4	-	2,977	38.0	2,214	21.6	1,527	10.3	992	5.8	763	3.5	
5/16	-	2,382	38.0	1,771	21.6	1,221	10.3	794	5.8	611	3.5	
-	8	2,390	38.2	1,790	22.0	1,190	10.2	800	5.9	600	3.5	
3/8	-	1,985	38.0	1,476	21.6	1,018	10.3	662	5.8	509	3.5	
-	10	1,910	38.2	1,430	22.0	960	10.2	640	5.9	480	3.5	
-	12	1,590	38.2	1,190	22.0	800	10.2	530	5.9	400	3.5	
1/2	-	1,489	38.0	1,107	21.6	763	10.3	496	5.8	382	3.5	

1. Use a rigid and precise machine and holder.
2. When chattering occurs, reduce the speed and feed simultaneously.
3. Use an air blow or a suitable cutting fluid with high smoke retardant properties.

ABOUT OSG

DRILLING

THREADING

MILLING

HOLDERS

INDEX





List 8830, 8930, 8870, 8970: 3-Flute, Regular Length, Reduced Neck

Slotting

Work Material		Aluminum Alloys, Magnesium Alloys A5052, A6061, A7075, AZ91, AZ80A		Aluminum Alloy Casting AC4C, ADC		Copper Alloy C1100	
Cutting Speed		600 - 1700 SFM		600 - 1700 SFM		400 - 1000 SFM	
Depth of Cut		Aa=1xD				Aa=0.5xD	
Mill Dia.		Speed RPM	Feed in/min	Speed RPM	Feed in/min	Speed RPM	Feed in/min
Inch	mm						
-	1	25,000	25.0	25,000	25.0	25,000	25.0
-	1.5	25,000	37.5	25,000	37.5	25,000	37.5
-	2	25,000	50.0	25,000	50.0	25,000	50.0
-	2.5	25,000	62.5	25,000	62.5	25,000	62.5
-	3	25,000	79.7	25,000	79.7	22,600	72.1
1/8	-	25,000	88.6	25,000	88.6	21,400	75.8
-	4	25,000	102.8	25,000	102.8	17,000	69.9
3/16	-	25,000	118.1	25,000	118.1	14,200	67.1
-	5	25,000	128.4	25,000	128.4	13,600	69.9
-	6	21,000	129.5	21,000	129.5	11,300	69.7
1/4	-	19,800	128.6	19,800	128.6	10,700	69.5
5/16	-	15,900	131.5	15,900	131.5	8,500	70.3
-	8	15,800	129.9	15,800	129.9	8,500	69.9
3/8	-	13,200	124.7	13,200	124.7	7,100	67.1
-	10	12,600	129.5	12,600	129.5	6,800	69.9
-	12	10,500	129.5	10,500	129.5	5,700	70.3
1/2	-	9,900	128.6	9,900	128.6	5,300	68.9

1. The above milling condition is a guideline for the overhang length is 4xD.
2. Use a rigid and precise machine and holder.
3. The indicated speeds and feeds are for milling with water-soluble coolant.
4. Please adjust the speed and feed when the cutting depth is large or when machines with low rigidity are used.
5. Reduce speed and feed as well as depth of cut when high precision is required.
6. Adjust the speed and feed accordingly when the overhang length is longer than specified (refer to p.1352).
7. Please always use the appropriate cutting fluid recommended by the cutting fluid manufacturer in the machining of magnesium alloys.
Be cautious with the cutting chips as they are highly flammable and may pose a serious fire risk if not properly handled.

Side Milling

Work Material		Aluminum Alloys, Magnesium Alloys A5052, A6061, A7075, AZ91, AZ80A		Aluminum Alloy Casting AC4C, ADC		Copper Alloy C1100	
Cutting Speed		800 - 2200 SFM		800 - 2200 SFM		600 - 1200 SFM	
Depth of Cut		Aa = 1.5xD Ar = 0.2xD				Aa = 1.5xD Ar = 0.1xD	
Mill Dia.		Speed RPM	Feed in/min	Speed RPM	Feed in/min	Speed RPM	Feed in/min
Inch	mm						
-	1	25,000	25.0	25,000	25.0	25,000	25.0
-	1.5	25,000	37.5	25,000	37.5	25,000	37.5
-	2	25,000	50.0	25,000	50.0	25,000	50.0
-	2.5	25,000	62.5	25,000	62.5	25,000	62.5
-	3	25,000	79.7	25,000	79.7	25,000	79.7
1/8	-	25,000	88.6	25,000	88.6	25,000	88.6
-	4	25,000	102.8	25,000	102.8	21,800	89.6
3/16	-	25,000	118.1	25,000	118.1	18,300	86.5
-	5	25,000	128.4	25,000	128.4	17,500	89.9
-	6	25,000	154.1	25,000	154.1	14,500	89.4
1/4	-	25,000	162.4	25,000	162.4	13,700	89.0
5/16	-	20,800	172.0	20,800	172.0	11,000	90.9
-	8	20,600	169.3	20,600	169.3	10,900	89.6
3/8	-	17,300	163.5	17,300	163.5	9,200	86.9
-	10	16,500	169.5	16,500	169.5	8,700	89.4
-	12	13,700	168.9	13,700	168.9	7,300	90.0
1/2	-	13,000	168.9	13,000	168.9	6,900	89.7

1. The above milling condition is a guideline for the overhang length is 4xD.
2. Use a rigid and precise machine and holder.
3. The indicated speeds and feeds are for milling with water-soluble coolant.
4. Please adjust the speed and feed when the cutting depth is large or when machines with low rigidity are used.
5. Reduce speed and feed as well as depth of cut when high precision is required.
6. Adjust the speed and feed accordingly when the overhang length is longer than specified (refer to p.1352).
7. Please always use the appropriate cutting fluid recommended by the cutting fluid manufacturer in the machining of magnesium alloys.
Be cautious with the cutting chips as they are highly flammable and may pose a serious fire risk if not properly handled.

CONTINUED





A Brand AE-VTS-N & AE-CR-VTS-N

Advanced Performance DLC Coated End Mills for Non-Ferrous Materials

List 8830, 8930, 8870, 8970: 3-Flute, Regular Length, Reduced Neck (Continued)

Plunging

Work Material		Aluminum Alloys, Magnesium Alloys A5052, A6061, A7075, AZ91, AZ80A		Aluminum Alloy Casting AC4C, ADC		Copper Alloy C1100	
Cutting Speed		495 SFM		495 SFM		248 SFM	
Depth of Cut		Aa = 1xD				Aa = 0.5xD	
Mill Dia.		Speed RPM	Feed in/min	Speed RPM	Feed in/min	Speed RPM	Feed in/min
Inch	mm						
-	1	20000	15.7	20000	15.7	10000	4.7
-	1.5	20000	15.7	20000	15.7	10000	4.7
-	2	20000	15.7	20000	15.7	10000	4.7
-	2.5	20000	15.7	20000	15.7	10000	4.7
-	3	15,900	19.7	15,900	19.7	8,000	5.9
1/8	-	15,110	19.8	15,110	19.8	7,570	6.0
-	4	12,000	19.7	12,000	19.7	6,000	5.9
3/16	-	10,070	19.8	10,070	19.8	5,040	6.0
-	5	9,600	19.7	9,600	19.7	4,800	5.9
-	6	8,000	23.6	8,000	23.6	4,000	7.1
1/4	-	7,550	23.8	7,550	23.8	3,780	7.1
5/16	-	6,040	23.8	6,040	23.8	3,020	7.1
-	8	6,000	27.6	6,000	27.6	3,000	8.3
3/8	-	5,030	27.7	5,030	27.7	2,520	8.2
-	10	4,800	27.6	4,800	27.6	2,400	8.3
-	12	4,000	27.6	4,000	27.6	2,000	8.3
1/2	-	3,770	27.7	3,770	27.7	1,890	8.2

1. The above milling condition is a guideline for the overhang length is 4xD.
2. Use a rigid and precise machine and holder.
3. The indicated speeds and feeds are for milling with water-soluble coolant.
4. Please adjust the speed and feed when the cutting depth is large or when machines with low rigidity are used.
5. Reduce speed and feed as well as depth of cut when high precision is required.
6. Adjust the speed and feed accordingly when the overhang length is longer than specified (See table below).
7. Please always use the appropriate cutting fluid recommended by the cutting fluid manufacturer in the machining of magnesium alloys.
Be cautious with the cutting chips as they are highly flammable and may pose a serious fire risk if not properly handled.

Cutting Condition Guide for Changes in Overhang Length

	Work Material	Aluminum Alloys, Magnesium Alloys A5052, A6061, A7075, AZ91, AZ80A		Aluminum Alloy Casting AC4C, ADC		Copper Alloy C1100	
		L/D	Speed RPM	Feed in/min	Speed RPM	Feed in/min	Speed RPM
Slotting	5	70%		70%		70%	
	6	50%		50%		50%	
Side Milling	5	70%		70%		70%	
	6	50%		50%		50%	
Plunging	5	80%		80%		80%	
	6	60%		60%		60%	

ABOUT OSG

DRILLING

THREADING

MILLING

HOLDERS

INDEX





List 8630, 8730: 3xD Length of Cut

Slotting

Work Material		Aluminum Alloys, Magnesium Alloys A5052, A6061, A7075, AZ91, AZ80A		Aluminum Alloy Casting AC4C, ADC		Copper Alloy C1100	
Cutting Speed		600 ~ 1500 SFM		600 ~ 1500 SFM		300 ~ 900 SFM	
Depth of Cut		$a_a=1xD$				$a_a=0.5xD$	
Mill Dia.		Speed RPM	Feed in/min	Speed RPM	Feed in/min	Speed RPM	Feed in/min
Inch	mm						
-	3	25,000	70.9	25,000	70.9	19,400	55.0
1/8	-	25,000	70.9	25,000	70.9	18,300	51.9
-	4	25,000	82.7	25,000	82.7	14,500	48.0
3/16	-	24,400	92.2	24,400	92.2	12,200	46.1
-	5	23,300	96.3	23,300	96.3	11,600	48.0
-	6	19,400	96.2	19,400	96.2	9,700	48.1
1/4	-	18,300	95.1	18,300	95.1	9,200	47.8
5/16	-	14,700	97.2	14,700	97.2	7,300	48.3
-	8	14,500	95.9	14,500	95.9	7,300	48.3
3/8	-	12,200	92.2	12,200	92.2	6,100	46.1
-	10	11,600	95.9	11,600	95.9	5,800	48.0
-	12	9,700	96.2	9,700	96.2	4,800	47.6
1/2	-	9,200	95.6	9,200	95.6	4,600	47.8
5/8	-	7,300	96.6	7,300	96.6	3,700	48.9
3/4	-	6,100	98.0	6,100	98.0	3,100	49.8
1	-	4,600	91.3	4,600	91.3	2,300	45.6

1. Use a rigid and precise machine and holder.
2. The indicated speeds and feeds are for milling with water-soluble coolant.
3. Please adjust the speed and feed when the cutting depth is large or when machines with low rigidity are used.
4. Reduce speed and feed as well as depth of cut when high precision is required.
5. Please always use the appropriate cutting fluid recommended by the cutting fluid manufacturer in the machining of magnesium alloys. Be cautious with the cutting chips as they are highly flammable and may pose a serious fire risk if not properly handled.

Side Milling

Work Material		Aluminum Alloys, Magnesium Alloys A5052, A6061, A7075, AZ91, AZ80A		Aluminum Alloy Casting AC4C, ADC		Copper Alloy C1100	
Cutting Speed		800 ~ 2200 SFM		800 ~ 2200 SFM		600 ~ 1200 SFM	
Depth of Cut		$a_a=3xD \cdot a_r=0.1xD$					
Mill Dia.		Speed RPM	Feed in/min	Speed RPM	Feed in/min	Speed RPM	Feed in/min
Inch	mm						
-	3	25,000	79.7	25,000	79.7	25,000	79.7
1/8	-	25,000	88.6	25,000	88.6	25,000	88.6
-	4	25,000	102.8	25,000	102.8	21,800	89.6
3/16	-	25,000	118.1	25,000	118.1	18,300	86.5
-	5	25,000	128.4	25,000	128.4	17,500	89.9
-	6	25,000	154.1	25,000	154.1	14,500	89.4
1/4	-	25,000	162.4	25,000	162.4	13,700	89.0
5/16	-	20,800	172.0	20,800	172.0	11,000	90.9
-	8	20,600	169.3	20,600	169.3	10,900	89.6
3/8	-	17,300	163.5	17,300	163.5	9,200	86.9
-	10	16,500	169.5	16,500	169.5	8,700	89.4
-	12	13,700	168.9	13,700	168.9	7,300	90.0
1/2	-	13,000	168.9	13,000	168.9	6,900	89.7
5/8	-	10,400	172.0	10,400	172.0	5,500	90.9
3/4	-	8,700	174.7	8,700	174.7	4,600	92.4
1	-	6,500	161.2	6,500	161.2	3,400	84.3

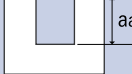
1. Use a rigid and precise machine and holder.
2. The indicated speeds and feeds are for milling with water-soluble coolant.
3. Please adjust the speed and feed when the cutting depth is large or when machines with low rigidity are used.
4. Reduce speed and feed as well as depth of cut when high precision is required.
5. Please always use the appropriate cutting fluid recommended by the cutting fluid manufacturer in the machining of magnesium alloys. Be cautious with the cutting chips as they are highly flammable and may pose a serious fire risk if not properly handled.





List 3619 - EXOCARB® WXL®: 2 Flute, Square End, Stub Length

Slotting

Hardness	-		<32 HRC		33-41 HRC		42-50 HRC							
Work Material	Copper		Mild Steels		Hardened Steels Pre-hardened Steels									
Cutting Speed	495 SFM		245 SFM		175 SFM		150 SFM							
Depth of Cut	<table border="1"> <thead> <tr> <th>Dia</th> <th>aa</th> </tr> </thead> <tbody> <tr> <td>D<1/8</td> <td>0.3D</td> </tr> <tr> <td>1/8≤D</td> <td>0.5D</td> </tr> </tbody> </table> 								Dia	aa	D<1/8	0.3D	1/8≤D	0.5D
Dia	aa													
D<1/8	0.3D													
1/8≤D	0.5D													
Mill Diameter	Speed RPM	Feed in/min	Speed RPM	Feed in/min	Speed RPM	Feed in/min	Speed RPM	Feed in/min						
1/16	25,000	10.7	15,000	6.2	10,700	4.6	9,200	3.2						
5/64	24,200	12.9	12,000	6.6	8,600	4.5	7,300	3.3						
3/32	20,200	14.3	10,000	7.2	7,100	4.1	6,100	3.1						
7/64	17,300	15.5	8,600	8.3	6,100	4.5	5,200	3.3						
1/8	15,100	17.5	7,500	8.6	5,300	4.7	4,600	3.5						
5/32	12,100	18.8	6,000	9.6	4,300	5.2	3,700	3.8						
3/16	10,100	21.1	5,000	11.0	3,600	5.1	3,000	3.7						
1/4	7,600	22.2	3,700	11.2	2,700	5.3	2,300	4.0						
5/16	6,000	21.9	3,000	10.7	2,100	4.8	1,800	3.8						
3/8	5,000	20.7	2,500	10.7	1,800	5.1	1,500	4.1						
7/16	4,300	20.2	2,100	9.9	1,500	4.8	1,300	4.5						
1/2	3,800	20.0	1,900	9.8	1,300	4.7	1,200	3.8						
5/8	3,000	16.5	1,500	8.3	1,000	4.2	900	3.6						
3/4	2,500	13.8	1,200	6.9	900	4.1	800	3.2						

1. Use a rigid and precise machine and holder.
2. When chattering occurs, reduce the speed and feed simultaneously.
3. Use a suitable cutting fluid with high smoke retardant.

ABOUT OSG

DRILLING

THREADING

MILLING

HOLDERS

INDEX





List 3720 - EXOCARB® WXL®: 2 Flute, Stub Length

Slotting

Hardness	-		<32 HRC		33-41 HRC		42-50 HRC											
Work Material	Copper Copper Alloys		Mild Steels Carbon Steels		Hardened Steels, Pre-hardened Steels Stainless Steels													
Cutting Speed	52-682 SFM*		41-323 SFM*		41-241 SFM*		41-208 SFM*											
Depth of Cut			<table border="1"> <tr> <th>Dia</th> <th>aa</th> </tr> <tr> <td>D<1</td> <td>0.1D</td> </tr> <tr> <td>1≤D<3</td> <td>0.3D</td> </tr> <tr> <td>3≤D</td> <td>0.5D</td> </tr> </table>		Dia	aa	D<1	0.1D	1≤D<3	0.3D	3≤D	0.5D						
	Dia	aa																
D<1	0.1D																	
1≤D<3	0.3D																	
3≤D	0.5D																	
Mill Dia.	Speed RPM	Feed in/min	Speed RPM	Feed in/min	Speed RPM	Feed in/min	Speed RPM	Feed in/min										
0.1	25,000	2.4	25,000	2.0	25,000	1.8	25,000	0.9										
0.2	25,000	3.3	25,000	2.7	25,000	2.2	25,000	1.1										
0.3	25,000	4.1	25,000	3.4	25,000	2.5	25,000	1.7										
0.4	25,000	4.5	25,000	3.7	25,000	2.7	25,000	2.1										
0.5	25,000	4.9	25,000	3.8	25,000	3.5	25,000	2.7										
0.6	25,000	5.5	25,000	4.4	24,500	4.3	21,000	3.0										
0.7	25,000	6.1	25,000	4.9	21,500	4.3	18,500	3.0										
0.8	25,000	7.1	25,000	5.5	19,500	4.3	17,000	3.1										
0.9	25,000	7.9	23,500	5.9	17,000	4.3	15,000	3.1										
1.0	25,000	8.5	22,000	5.9	15,500	4.3	13,500	3.1										
1.1	25,000	8.3	20,000	5.9	14,000	4.3	12,500	3.1										
1.2	25,000	8.3	18,500	5.9	13,500	4.3	11,500	3.1										
1.3	25,000	8.6	17,500	5.9	12,500	4.3	11,000	3.1										
1.4	25,000	9.2	16,000	5.9	11,500	4.3	10,000	3.1										
1.5	25,000	9.8	15,500	5.9	11,000	4.3	9,900	3.1										
1.6	25,000	10.1	15,000	5.9	10,500	4.3	9,400	3.1										
1.7	25,000	10.8	14,000	5.9	9,900	4.3	8,800	3.1										
1.8	25,000	11.4	13,500	6.3	9,400	4.3	8,500	3.1										
1.9	25,000	12.1	12,500	6.3	8,800	4.3	7,900	3.3										
2.0	25,000	12.5	12,000	6.3	8,700	4.3	7,900	3.5										
2.1	25,000	13.9	11,500	6.7	8,300	4.3	7,400	3.5										
2.2	25,000	14.4	11,000	6.7	8,200	4.3	7,200	3.5										
2.3	25,000	14.7	11,000	7.1	8,000	4.3	7,000	3.5										
2.4	25,000	16.3	10,500	7.1	7,900	4.3	6,900	3.5										
2.5	24,500	16.9	10,500	7.9	7,600	4.3	6,600	3.5										
2.6	23,500	18.5	9,800	7.9	7,400	4.9	6,300	3.5										
2.7	23,000	18.5	9,500	7.9	7,100	4.9	6,100	3.5										
2.8	22,000	18.5	9,100	8.3	6,900	4.9	5,800	3.7										
2.9	21,500	18.5	8,800	8.3	6,700	4.9	5,700	3.7										
3.0	21,000	21.3	8,900	9.1	6,800	5.1	5,700	3.9										
3.1	20,000	21.7	8,700	9.4	6,700	5.1	5,600	3.9										
3.2	19,500	22.0	8,400	9.4	6,500	5.7	5,400	4.1										
3.3	19,000	22.0	8,100	9.8	6,300	5.7	5,200	4.1										
3.4	18,000	22.0	7,900	9.8	6,100	5.7	5,100	4.1										
3.5	18,000	22.0	7,800	9.8	6,000	6.1	5,000	4.1										
3.6	17,500	22.8	7,600	10.6	5,900	6.1	4,900	4.3										
3.7	16,500	22.8	7,400	10.6	5,700	6.1	4,700	4.3										
3.8	16,000	23.2	7,300	11.0	5,700	6.1	4,600	4.3										
3.9	15,500	23.2	7,100	11.0	5,500	6.3	4,500	4.3										
4.0	15,500	23.6	7,000	11.0	5,500	6.3	4,500	4.5										
4.1	15,500	25.2	6,900	11.4	5,400	6.3	4,400	4.5										
4.2	15,000	25.2	6,800	11.4	5,300	6.3	4,400	4.5										
4.3	14,000	25.2	6,700	12.2	5,200	6.3	4,300	4.5										
4.4	14,000	26.4	6,600	12.6	5,100	6.7	4,200	4.9										
4.5	14,000	26.4	6,600	12.6	5,100	6.7	4,200	4.9										
4.6	13,500	27.6	6,500	13.0	4,900	6.7	4,100	4.9										
4.7	13,500	27.6	6,500	13.8	4,900	6.7	4,100	4.9										
4.8	13,500	28.0	6,400	13.8	4,800	6.7	4,100	4.9										
4.9	13,500	28.0	6,300	14.2	4,700	6.7	4,000	4.9										
5.0	12,500	28.3	6,200	14.6	4,600	6.7	3,900	5.1										
5.1	12,500	28.3	6,100	14.6	4,500	6.7	3,900	5.1										
5.2	12,000	28.3	6,000	14.6	4,400	6.7	3,800	5.1										
5.3	12,000	28.3	5,900	14.6	4,400	6.7	3,800	5.1										
5.4	11,500	28.3	5,800	14.6	4,300	6.7	3,600	5.1										
5.5	11,500	28.3	5,700	14.6	4,200	6.7	3,500	5.1										
5.6	11,500	28.3	5,600	14.6	4,100	6.7	3,500	5.1										

1. Use a rigid and precise machine and holder.
 2. When chattering occurs, reduce the speed and feed simultaneously.
 3. Use a suitable cutting fluid with high smoke retardant.
 *Maximum speed will vary by diameter.

CONTINUED ➔

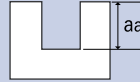




List 3720 - EXOCARB® WXL®: 2 Flute, Stub Length (Continued)

Slotting

Hardness	-		<32 HRC		33-41 HRC		42-50 HRC											
Work Material	Copper Copper Alloys		Mild Steels Carbon Steels		Hardened Steels, Pre-hardened Steels Stainless Steels													
Cutting Speed	52-682 SFM*		41-323 SFM*		41-241 SFM*		41-208 SFM*											
Depth of Cut			<table border="1"> <thead> <tr> <th>Dia</th> <th>aa</th> </tr> </thead> <tbody> <tr> <td>D<1</td> <td>0.1D</td> </tr> <tr> <td>1≤D<3</td> <td>0.3D</td> </tr> <tr> <td>3≤D</td> <td>0.5D</td> </tr> </tbody> </table>		Dia	aa	D<1	0.1D	1≤D<3	0.3D	3≤D	0.5D						
	Dia	aa																
D<1	0.1D																	
1≤D<3	0.3D																	
3≤D	0.5D																	
Mill Dia.	Speed RPM	Feed in/min	Speed RPM	Feed in/min	Speed RPM	Feed in/min	Speed RPM	Feed in/min										
5.7	11,000	28.3	5,500	14.6	4,000	6.7	3,400	5.1										
5.8	11,000	28.0	5,400	14.6	3,900	6.7	3,300	5.1										
5.9	10,500	28.0	5,300	14.6	3,800	6.7	3,300	5.1										
6.0	10,000	28.0	5,200	14.6	3,800	6.7	3,200	5.1										



1. Use a rigid and precise machine and holder.
 2. When chattering occurs, reduce the speed and feed simultaneously.
 3. Use a suitable cutting fluid with high smoke retardant.
- *Maximum speed will vary by diameter.

ABOUT OSG

DRILLING

THREADING

MILLING

HOLDERS

INDEX





List 3620 - EXOCARB® WXL®: Stub Length, 2 Flute

List 3621 - EXOCARB® WXL®: Regular Length, 2 Flute

Slotting

Hardness	-		<32 HRC		33-41 HRC		42-50 HRC							
Work Material	Copper Copper Alloy		Mild Steels Carbon Steels		Hardened Steels Pre-hardened Steels, Stainless Steels									
Cutting Speed	495 SFM		245 SFM		175 SFM		150 SFM							
Depth of Cut	<table border="1" style="display: inline-table; margin-right: 20px;"> <thead> <tr> <th>Dia</th> <th>aa</th> </tr> </thead> <tbody> <tr> <td>D<1/8</td> <td>0.3D</td> </tr> <tr> <td>1/8≤D</td> <td>0.5D</td> </tr> </tbody> </table>								Dia	aa	D<1/8	0.3D	1/8≤D	0.5D
Dia	aa													
D<1/8	0.3D													
1/8≤D	0.5D													
Mill Dia.	Speed RPM	Feed in/min	Speed RPM	Feed in/min	Speed RPM	Feed in/min	Speed RPM	Feed in/min						
1/16	25,000	10.2	14,700	5.8	10,500	4.4	8,900	3.0						
5/64	24,000	12.2	11,800	6.2	8,300	4.2	7,200	3.1						
3/32	20,500	13.8	9,800	6.7	7,000	3.9	6,000	3.0						
7/64	17,500	15.0	8,400	7.7	6,000	4.3	5,100	3.2						
1/8	15,000	16.5	7,300	8.0	5,200	4.5	4,600	3.4						
5/32	12,000	17.7	5,900	9.0	4,200	4.9	3,700	3.7						
3/16	10,500	20.9	4,900	10.2	3,700	5.1	3,100	3.7						
7/32	8,700	21.3	4,300	10.6	3,100	5.1	2,600	3.9						
1/4	7,500	20.9	3,700	10.6	2,700	5.1	2,300	3.9						
9/32	6,900	20.9	3,400	10.6	2,500	5.1	2,100	3.9						
5/16	5,900	20.5	3,000	10.2	2,200	4.9	1,900	3.9						
3/8	5,100	20.1	2,500	10.2	1,800	4.9	1,500	4.0						
7/16	4,400	19.7	2,100	9.4	1,600	4.9	1,300	4.4						
1/2	4,000	20.1	1,900	9.4	1,400	4.9	1,200	3.7						
5/8	3,000	15.7	1,500	7.9	1,100	4.5	900	3.5						
3/4	2,600	13.6	1,200	6.5	900	3.9	800	3.1						

1. Use a rigid and precise machine and holder.
2. When chattering occurs, reduce the speed and feed simultaneously.
3. Use a suitable cutting fluid with high smoke retardant.





List 3721 - EXOCARB® WXL®: 2 Flute, Stub Length

Slotting

Hardness	-		<32 HRC		33-41 HRC		42-50 HRC											
Work Material	Copper Copper Alloy		Mild Steels Carbon Steels		Hardened Steels, Pre-hardened Steels Stainless Steels													
Depth of Cut			<table border="1"> <tr> <th>Dia</th> <th>aa</th> </tr> <tr> <td>D<1</td> <td>0.1D</td> </tr> <tr> <td>1≤D<3</td> <td>0.3D</td> </tr> <tr> <td>3≤D</td> <td>0.5D</td> </tr> </table>		Dia	aa	D<1	0.1D	1≤D<3	0.3D	3≤D	0.5D						
	Dia	aa																
	D<1	0.1D																
1≤D<3	0.3D																	
3≤D	0.5D																	
Mill Dia.	Speed RPM	Feed in/min	Speed RPM	Feed in/min	Speed RPM	Feed in/min	Speed RPM	Feed in/min										
0.1	25,000	2.0	25,000	2.2	25,000	1.8	25,000	0.9										
0.2	25,000	2.8	25,000	2.8	25,000	2.3	25,000	1.1										
0.3	25,000	3.3	25,000	3.4	25,000	2.5	25,000	1.7										
0.4	25,000	3.7	25,000	3.7	25,000	2.8	25,000	2.1										
0.5	25,000	3.9	25,000	3.8	25,000	3.5	22,000	2.4										
0.6	25,000	4.5	25,000	4.4	19,500	3.5	17,000	2.4										
0.7	25,000	4.9	24,000	4.7	17,000	3.5	15,000	2.4										
0.8	25,000	5.7	21,500	4.7	15,500	3.5	13,500	2.6										
0.9	25,000	6.4	19,000	4.7	13,500	3.5	12,000	2.6										
1.0	25,000	7.3	17,500	4.7	12,500	3.5	11,000	2.6										
1.1	25,000	7.8	16,000	4.7	11,500	3.5	9,900	2.6										
1.2	25,000	8.3	15,000	4.7	10,500	3.5	9,300	2.6										
1.3	25,000	8.5	14,000	4.7	9,900	3.5	8,700	2.6										
1.4	25,000	9.3	13,000	4.7	9,200	3.5	8,100	2.6										
1.5	25,000	9.8	12,500	4.7	8,900	3.5	7,900	2.6										
1.6	25,000	10.2	12,000	4.7	8,500	3.5	7,500	2.6										
1.7	25,000	10.9	11,000	4.7	7,900	3.5	7,000	2.6										
1.8	25,000	11.2	10,500	5.1	7,500	3.5	6,800	2.7										
1.9	25,000	12.1	10,000	5.1	7,100	3.5	6,300	2.7										
2.0	24,000	12.2	9,700	5.1	7,000	3.5	6,300	2.8										
2.1	23,000	13.0	9,300	5.5	6,600	3.5	5,900	2.8										
2.2	22,500	13.0	9,000	5.5	6,500	3.5	5,700	2.8										
2.3	22,000	13.0	8,800	5.9	6,400	3.5	5,600	2.8										
2.4	20,500	13.8	8,600	5.9	6,300	3.5	5,500	2.8										
2.5	20,000	13.8	8,200	6.3	6,100	3.5	5,300	2.8										
2.6	19,000	15.0	7,900	6.3	5,900	3.9	5,000	2.8										
2.7	18,000	15.0	7,600	6.3	5,700	3.9	4,900	2.8										
2.8	17,500	15.0	7,300	6.7	5,500	3.9	4,700	3.0										
2.9	17,000	15.0	7,100	6.7	5,300	3.9	4,500	3.0										
3.0	16,000	15.7	6,900	6.7	5,300	3.9	4,400	3.0										
3.1	15,500	16.1	6,700	7.1	5,100	3.9	4,300	3.0										
3.2	15,000	16.5	6,500	7.1	5,000	4.3	4,200	3.1										
3.3	14,500	16.5	6,300	7.5	4,800	4.3	4,000	3.1										
3.4	14,000	16.5	6,100	7.5	4,600	4.3	3,900	3.1										
3.5	14,000	16.5	6,000	7.5	4,600	4.7	3,800	3.1										
3.6	13,500	16.9	5,900	7.9	4,500	4.7	3,700	3.3										
3.7	12,500	16.9	5,700	7.9	4,400	4.7	3,600	3.3										
3.8	12,500	17.3	5,600	8.3	4,400	4.7	3,600	3.3										
3.9	12,000	17.3	5,500	8.3	4,200	4.9	3,500	3.3										
4.0	12,000	17.7	5,400	8.3	4,200	4.9	3,500	3.5										
4.1	11,500	18.9	5,300	8.7	4,100	4.9	3,400	3.5										
4.2	11,500	18.9	5,300	8.7	4,100	4.9	3,300	3.5										
4.3	11,000	18.9	5,200	9.1	4,000	4.9	3,300	3.5										
4.4	11,000	19.7	5,100	9.4	3,900	5.1	3,200	3.7										
4.5	10,500	19.7	5,100	9.4	3,900	5.1	3,200	3.7										
4.6	10,500	20.5	5,000	9.8	3,800	5.1	3,200	3.7										
4.7	10,500	20.5	5,000	10.2	3,800	5.1	3,100	3.7										
4.8	10,500	20.9	4,900	10.2	3,700	5.1	3,100	3.7										
4.9	10,000	20.9	4,900	10.6	3,600	5.1	3,100	3.7										
5.0	9,500	21.3	4,800	10.6	3,500	5.1	3,000	3.9										
5.1	9,500	21.3	4,700	10.6	3,500	5.1	3,000	3.9										
5.2	9,300	21.3	4,600	10.6	3,400	5.1	2,900	3.9										
5.3	9,200	21.3	4,600	10.6	3,400	5.1	2,900	3.9										
5.4	9,000	21.3	4,500	10.6	3,300	5.1	2,800	3.9										
5.5	8,800	21.3	4,400	10.6	3,200	5.1	2,700	3.9										
5.6	8,700	21.3	4,300	10.6	3,100	5.1	2,600	3.9										
5.7	8,500	21.3	4,200	10.6	3,100	5.1	2,600	3.9										
5.8	8,400	20.9	4,200	10.6	3,000	5.1	2,600	3.9										
5.9	8,200	20.9	4,100	10.6	2,900	5.1	2,500	3.9										

1. Use a rigid and precise machine and holder.
2. When chattering occurs, reduce the speed and feed simultaneously.
3. Use a suitable cutting fluid with high smoke retardant.

ABOUT OSG

DRILLING

THREADING

MILLING

HOLDERS

INDEX





Slotting

Hardness	-		<32 HRC		33-41 HRC		42-50 HRC											
Work Material	Copper Copper Alloy		Mild Steels Carbon Steels		Hardened Steels, Pre-hardened Steels Stainless Steels													
Depth of Cut			<table border="1"> <thead> <tr> <th>Dia</th> <th>aa</th> </tr> </thead> <tbody> <tr> <td>D<1</td> <td>0.1D</td> </tr> <tr> <td>1≤D<3</td> <td>0.3D</td> </tr> <tr> <td>3≤D</td> <td>0.5D</td> </tr> </tbody> </table>		Dia	aa	D<1	0.1D	1≤D<3	0.3D	3≤D	0.5D						
	Dia	aa																
D<1	0.1D																	
1≤D<3	0.3D																	
3≤D	0.5D																	
Mill Dia.	Speed RPM	Feed in/min	Speed RPM	Feed in/min	Speed RPM	Feed in/min	Speed RPM	Feed in/min										
6.0	7,900	20.9	4,000	10.6	2,900	5.1	2,500	3.9										
6.5	7,500	20.9	3,700	10.6	2,700	5.1	2,300	3.9										
7.0	6,900	20.9	3,400	10.6	2,500	5.1	2,100	3.9										
7.5	6,400	20.9	3,200	10.6	2,300	5.1	2,000	3.9										
8.0	5,900	20.5	3,000	10.2	2,200	4.9	1,900	3.9										
8.5	5,600	20.5	2,800	10.2	2,000	4.9	1,700	3.9										
9.0	5,300	20.1	2,600	10.2	1,900	4.9	1,500	3.9										
9.5	5,100	20.1	2,500	10.2	1,800	4.9	1,400	3.7										
10.0	4,700	19.7	2,400	9.8	1,700	4.9	1,500	3.7										
11.0	4,400	19.7	2,200	9.8	1,600	4.9	1,100	3.7										
12.0	4,000	20.1	2,000	9.8	1,400	4.9	1,200	3.7										
16.0	3,000	15.7	1,500	7.9	1,100	4.5	800	3.1										
18.0	2,700	14.2	1,300	7.1	900	3.9	700	2.8										
20.0	2,400	11.8	1,200	5.9	800	3.5	600	2.4										

1. Use a rigid and precise machine and holder.
2. When chattering occurs, reduce the speed and feed simultaneously.
3. Use a suitable cutting fluid with high smoke retardant.





List 3722: 2 Flute, Regular Length

Slotting

Hardness	-		<32 HRC		33-41 HRC		42-50 HRC											
Work Material	Copper Copper Alloy		Mild Steels Carbon Steels		Hardened Steels, Pre-hardened Steels Stainless Steels													
Cutting Speed	52-522 SFM		33-251 SFM		33-186 SFM		33-159 SFM											
Depth of Cut			<table border="1"> <tr><th>Dia</th><th>aa</th></tr> <tr><td>D<1</td><td>0.1D</td></tr> <tr><td>1≤D<3</td><td>0.3D</td></tr> <tr><td>3≤D</td><td>0.5D</td></tr> </table>		Dia	aa	D<1	0.1D	1≤D<3	0.3D	3≤D	0.5D						
	Dia	aa																
D<1	0.1D																	
1≤D<3	0.3D																	
3≤D	0.5D																	
Mill Dia.	Speed RPM	Feed in/min	Speed RPM	Feed in/min	Speed RPM	Feed in/min	Speed RPM	Feed in/min										
0.1	25,000	2.0	25,000	2.2	25,000	1.8	25,000	0.9										
0.2	25,000	2.8	25,000	2.8	25,000	2.3	25,000	1.1										
0.3	25,000	3.3	25,000	3.4	25,000	2.5	25,000	1.7										
0.4	25,000	3.7	25,000	3.7	25,000	2.8	25,000	2.1										
0.5	25,000	3.9	25,000	3.8	25,000	3.5	22,000	2.4										
0.6	25,000	4.5	25,000	4.4	19,500	3.5	17,000	2.4										
0.7	25,000	4.9	24,000	4.7	17,000	3.5	15,000	2.4										
0.8	25,000	5.7	21,500	4.7	15,500	3.5	13,500	2.6										
0.9	25,000	6.4	19,000	4.7	13,500	3.5	12,000	2.6										
1.0	25,000	7.3	17,500	4.7	12,500	3.5	11,000	2.6										
1.1	25,000	7.8	16,000	4.7	11,500	3.5	9,900	2.6										
1.2	25,000	8.3	15,000	4.7	10,500	3.5	9,300	2.6										
1.3	25,000	8.5	14,000	4.7	9,900	3.5	8,700	2.6										
1.4	25,000	9.3	13,000	4.7	9,200	3.5	8,100	2.6										
1.5	25,000	9.8	12,500	4.7	8,900	3.5	7,900	2.6										
1.6	25,000	10.2	12,000	4.7	8,500	3.5	7,500	2.6										
1.7	25,000	10.9	11,000	4.7	7,900	3.5	7,000	2.6										
1.8	25,000	11.2	10,500	5.1	7,500	3.5	6,800	2.7										
1.9	25,000	12.1	10,000	5.1	7,100	3.5	6,300	2.7										
2.0	24,000	12.2	9,700	5.1	7,000	3.5	6,300	2.8										
2.1	23,000	13.0	9,300	5.5	6,600	3.5	5,900	2.8										
2.2	22,500	13.0	9,000	5.5	6,500	3.5	5,700	2.8										
2.3	22,000	13.0	8,800	5.9	6,400	3.5	5,600	2.8										
2.4	20,500	13.8	8,600	5.9	6,300	3.5	5,500	2.8										
2.5	20,000	13.8	8,200	6.3	6,100	3.5	5,300	2.8										
2.6	19,000	15.0	7,900	6.3	5,900	3.9	5,000	2.8										
2.7	18,000	15.0	7,600	6.3	5,700	3.9	4,900	2.8										
2.8	17,500	15.0	7,300	6.7	5,500	3.9	4,700	3.0										
2.9	17,000	15.0	7,100	6.7	5,300	3.9	4,500	3.0										
3.0	16,000	15.7	6,900	6.7	5,300	3.9	4,400	3.0										
3.1	15,500	16.1	6,700	7.1	5,100	3.9	4,300	3.0										
3.2	15,000	16.5	6,500	7.1	5,000	4.3	4,200	3.1										
3.3	14,500	16.5	6,300	7.5	4,800	4.3	4,000	3.1										
3.4	14,000	16.5	6,100	7.5	4,600	4.3	3,900	3.1										
3.5	14,000	16.5	6,000	7.5	4,600	4.7	3,800	3.1										
3.6	13,500	16.9	5,900	7.9	4,500	4.7	3,700	3.3										
3.7	12,500	16.9	5,700	7.9	4,400	4.7	3,600	3.3										
3.8	12,500	17.3	5,600	8.3	4,400	4.7	3,600	3.3										
3.9	12,000	17.3	5,500	8.3	4,200	4.9	3,500	3.3										
4.0	12,000	17.7	5,400	8.3	4,200	4.9	3,500	3.5										
4.1	11,500	18.9	5,300	8.7	4,100	4.9	3,400	3.5										
4.2	11,500	18.9	5,300	8.7	4,100	4.9	3,300	3.5										
4.3	11,000	18.9	5,200	9.1	4,000	4.9	3,300	3.5										
4.4	11,000	19.7	5,100	9.4	3,900	5.1	3,200	3.7										
4.5	10,500	19.7	5,100	9.4	3,900	5.1	3,200	3.7										
4.6	10,500	20.5	5,000	9.8	3,800	5.1	3,200	3.7										
4.7	10,500	20.5	5,000	10.2	3,800	5.1	3,100	3.7										
4.8	10,500	20.9	4,900	10.2	3,700	5.1	3,100	3.7										
4.9	10,000	20.9	4,900	10.6	3,600	5.1	3,100	3.7										
5.0	9,500	21.3	4,800	10.6	3,500	5.1	3,000	3.9										
5.1	9,500	21.3	4,700	10.6	3,500	5.1	3,000	3.9										
5.2	9,300	21.3	4,600	10.6	3,400	5.1	2,900	3.9										
5.3	9,200	21.3	4,600	10.6	3,400	5.1	2,900	3.9										
5.4	9,000	21.3	4,500	10.6	3,300	5.1	2,800	3.9										
5.5	8,800	21.3	4,400	10.6	3,200	5.1	2,700	3.9										
5.6	8,700	21.3	4,300	10.6	3,100	5.1	2,600	3.9										

1. Use a rigid and precise machine and holder.
2. Use a suitable cutting fluid with high smoke retardant.
3. When the length of tool extension from the machine is long, reduce the speed and feed.





Slotting

Hardness	-		<32 HRC		33-41 HRC		42-50 HRC											
Work Material	Copper Copper Alloy		Mild Steels Carbon Steels		Hardened Steels, Pre-hardened Steels Stainless Steels													
Cutting Speed	52-522 SFM		33-251 SFM		33-186 SFM		33-159 SFM											
Depth of Cut			<table border="1"> <thead> <tr> <th>Dia</th> <th>aa</th> </tr> </thead> <tbody> <tr> <td>D<1</td> <td>0.1D</td> </tr> <tr> <td>1≤D<3</td> <td>0.3D</td> </tr> <tr> <td>3≤D</td> <td>0.5D</td> </tr> </tbody> </table>		Dia	aa	D<1	0.1D	1≤D<3	0.3D	3≤D	0.5D						
Dia	aa																	
D<1	0.1D																	
1≤D<3	0.3D																	
3≤D	0.5D																	
Mill Dia.	Speed RPM	Feed in/min	Speed RPM	Feed in/min	Speed RPM	Feed in/min	Speed RPM	Feed in/min										
5.7	8,500	21.3	4,200	10.6	3,100	5.1	2,600	3.9										
5.8	8,400	20.9	4,200	10.6	3,000	5.1	2,600	3.9										
5.9	8,200	20.9	4,100	10.6	2,900	5.1	2,500	3.9										
6.0	7,900	20.9	4,000	10.6	2,900	5.1	2,500	3.9										
6.5	7,500	20.9	3,700	10.6	2,700	5.1	2,300	3.9										
7.0	6,900	20.9	3,400	10.6	2,500	5.1	2,100	3.9										
7.5	6,400	20.9	3,200	10.6	2,300	5.1	2,000	3.9										
8.0	5,900	20.5	3,000	10.2	2,200	4.9	1,900	3.9										
8.5	5,600	20.5	2,800	10.2	2,000	4.9	1,700	3.9										
9.0	5,300	20.1	2,600	10.2	1,900	4.9	1,500	3.9										
9.5	5,100	20.1	2,500	10.2	1,800	4.9	1,400	3.7										
10.0	4,700	19.7	2,400	9.8	1,700	4.9	1,500	3.7										
11.0	4,400	19.7	2,200	9.8	1,600	4.9	1,100	3.7										
12.0	4,000	20.1	2,000	9.8	1,400	4.9	1,200	3.7										
16.0	3,000	15.7	1,500	7.9	1,100	4.5	800	3.1										
18.0	2,700	14.2	1,300	7.1	900	3.9	700	2.8										
20.0	2,400	11.8	1,200	5.9	800	3.5	600	2.4										

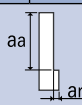
1. Use a rigid and precise machine and holder.
2. Use a suitable cutting fluid with high smoke retardant.
3. When the length of tool extension from the machine is long, reduce the speed and feed.





List 3723: 2 Flute, Long Length

Side Milling

Hardness	-		<32 HRC		33-41 HRC		42-50 HRC																											
Work Material	Copper Copper Alloy		Mild Steels Carbon Steels		Hardened Steels, Pre-hardened Steels Stainless Steels																													
Cutting Speed	66-116 SFM		46-76 SFM		39-76 SFM		57-67 SFM																											
Depth of Cut	<table border="1"> <tr><th>Dia</th><th>aa</th><th>ar</th></tr> <tr><td>D<1</td><td>4D</td><td>0.05D</td></tr> <tr><td>1≤D</td><td>4D</td><td>0.01D</td></tr> </table>		Dia	aa	ar	D<1	4D	0.05D	1≤D	4D	0.01D	<table border="1"> <tr><th>Dia</th><th>aa</th><th>ar</th></tr> <tr><td>D<0.3</td><td>4D</td><td>0.015D</td></tr> <tr><td>0.3≤D<1</td><td>4D</td><td>0.03D</td></tr> <tr><td>1≤D<3</td><td>4D</td><td>0.05D</td></tr> <tr><td>3≤D</td><td>4D</td><td>0.1D</td></tr> </table>		Dia	aa	ar	D<0.3	4D	0.015D	0.3≤D<1	4D	0.03D	1≤D<3	4D	0.05D	3≤D	4D	0.1D						
	Dia	aa	ar																															
D<1	4D	0.05D																																
1≤D	4D	0.01D																																
Dia	aa	ar																																
D<0.3	4D	0.015D																																
0.3≤D<1	4D	0.03D																																
1≤D<3	4D	0.05D																																
3≤D	4D	0.1D																																
Mill Dia.	Speed RPM	Feed in/min	Speed RPM	Feed in/min	Speed RPM	Feed in/min	Speed RPM	Feed in/min																										
0.2	25,000	2.8	25,000	1.3	25,000	1.5	-	-																										
0.3	25,000	3.4	19,730	1.4	18,600	1.3	-	-																										
0.4	22,070	3.8	14,800	1.6	13,950	1.3	-	-																										
0.5	17,660	4.2	11,840	1.6	11,160	1.4	-	-																										
0.6	14,720	4.3	9,860	1.6	9,300	1.5	-	-																										
0.7	12,610	3.7	8,460	1.6	7,970	1.8	-	-																										
0.8	11,040	4.3	7,400	1.6	6,970	1.8	-	-																										
0.9	9,810	3.9	6,580	1.6	6,200	1.8	-	-																										
1.0	8,830	4.3	5,920	1.8	5,580	1.6	-	-																										
1.1	8,030	4.7	5,380	1.8	5,070	1.6	-	-																										
1.2	7,360	4.4	4,930	1.8	4,650	1.6	-	-																										
1.3	6,790	4.3	4,550	1.8	4,290	1.6	-	-																										
1.4	6,310	4.3	4,230	1.8	3,990	1.6	-	-																										
1.5	5,890	4.3	3,950	1.8	3,720	1.6	-	-																										
1.6	5,520	4.1	3,700	1.8	3,490	1.6	-	-																										
1.7	5,190	4.0	3,480	1.7	3,280	1.5	-	-																										
1.8	4,910	4.0	3,290	1.8	3,100	1.6	-	-																										
1.9	4,650	4.0	3,120	1.7	2,940	1.5	-	-																										
2.0	4,410	4.0	2,960	1.7	2,790	1.6	-	-																										
2.1	4,200	4.1	2,820	1.7	2,660	1.5	-	-																										
2.2	4,010	4.5	2,690	2.0	2,540	1.5	-	-																										
2.3	3,840	4.4	2,570	1.9	2,430	1.5	-	-																										
2.4	3,680	4.3	2,470	2.1	2,320	1.5	-	-																										
2.5	3,530	4.7	2,370	2.1	2,230	1.4	-	-																										
2.6	3,400	4.8	2,280	2.1	2,150	1.4	-	-																										
2.7	3,270	5.2	2,190	2.1	2,070	1.6	-	-																										
2.8	3,150	5.2	2,110	2.1	1,990	1.6	-	-																										
2.9	3,040	5.1	2,040	2.3	1,920	1.6	-	-																										
3.0	2,940	5.1	1,970	2.2	1,860	1.7	2,010	3.1																										
3.1	2,850	5.6	1,910	2.3	1,800	1.8	1,940	3.2																										
3.2	2,760	5.8	1,850	2.4	1,740	1.7	1,880	3.3																										
3.3	2,680	5.8	1,790	2.4	1,690	1.9	1,820	3.4																										
3.4	2,600	5.8	1,740	2.7	1,640	2.0	1,770	3.3																										
3.5	2,520	5.7	1,690	2.6	1,590	1.9	1,720	3.4																										
3.6	2,450	5.7	1,640	2.5	1,550	2.0	1,670	3.5																										
3.7	2,390	5.9	1,600	2.6	1,510	2.1	1,630	3.6																										
3.8	2,320	6.2	1,560	2.5	1,470	2.0	1,580	3.5																										
3.9	2,260	6.3	1,520	2.8	1,430	2.1	1,540	3.4																										
4.0	2,210	6.2	1,480	2.7	1,390	2.2	1,500	3.8																										
4.1	2,150	6.4	1,440	2.7	1,360	2.2	1,470	3.7																										
4.2	2,100	6.8	1,410	2.8	1,330	2.1	1,430	3.6																										
4.3	2,050	6.7	1,380	2.9	1,300	2.2	1,400	3.5																										
4.4	2,010	7.1	1,350	2.8	1,270	2.2	1,370	3.7																										
4.5	1,960	7.4	1,320	2.9	1,240	2.1	1,340	3.8																										
4.6	1,920	7.2	1,290	2.9	1,210	2.1	1,310	3.8																										
4.7	1,880	7.0	1,260	3.0	1,190	2.0	1,280	3.7																										
4.8	1,840	6.9	1,230	2.9	1,160	2.0	1,250	3.6																										
4.9	1,800	7.4	1,210	3.1	1,140	2.1	1,230	3.5																										
5.0	1,770	7.3	1,180	3.2	1,120	2.0	1,200	3.6																										
5.1	1,730	7.5	1,160	3.1	1,090	2.0	1,180	3.9																										
5.2	1,700	7.4	1,140	3.0	1,070	2.0	1,160	3.8																										
5.3	1,670	7.7	1,120	3.2	1,050	2.1	1,140	3.7																										
5.4	1,640	7.5	1,100	3.2	1,030	2.0	1,110	3.7																										
5.5	1,610	7.4	1,080	3.1	1,010	2.0	1,090	3.9																										

1. Use a rigid and precise machine and holder.
2. Use a suitable cutting fluid with high smoke retardant.
3. When the length of tool extension from the machine is long, reduce the speed and feed.





Side Milling

Hardness	-		<32 HRC		33-41 HRC		42-50 HRC	
Work Material	Copper Copper Alloy		Mild Steels Carbon Steels		Hardened Steels, Pre-hardened Steels Stainless Steels			
Cutting Speed	66-116 SFM		46-76 SFM		39-76 SFM		57-67 SFM	
Depth of Cut	Dia		aa		ar			
	D < 1	1 ≤ D	4D	4D	0.015D	0.03D		
Mill Dia.	Speed RPM	Feed in/min	Speed RPM	Feed in/min	Speed RPM	Feed in/min	Speed RPM	Feed in/min
5.6	1,580	7.7	1,060	3.0	1,000	2.0	1,070	3.8
5.7	1,550	7.5	1,040	3.0	980	1.9	1,060	3.8
5.8	1,520	7.4	1,020	3.2	960	2.1	1,040	3.7
5.9	1,500	7.7	1,000	3.1	950	2.0	1,020	4.0
6.0	1,470	7.6	990	3.1	930	2.0	1,000	3.9
8.0	1,100	7.9	740	3.1	700	2.0	750	3.7
10.0	880	7.7	590	3.0	560	2.0	600	3.6
12.0	740	7.2	490	2.9	460	2.0	500	3.6

1. Use a rigid and precise machine and holder.
2. Use a suitable cutting fluid with high smoke retardant.
3. When the length of tool extension from the machine is long, reduce the speed and feed.

ABOUT OSG

DRILLING

THREADING

MILLING

HOLDERS

INDEX





List 3791 - EXOCARB® WXL®: 2 Flute, Stub Length

Slotting

Hardness		-			<32 HRC			33-41 HRC			42-50 HRC			
Work Material		Copper Copper Alloy			Mild Steels Carbon Steels			Hardened Steels Pre-hardened Steels Stainless Steels						
Cutting Speed		45-376 SFM*			41-309 SFM*			41-309 SFM*			40-258 SFM*			
Depth of Cut														
D (mm)	L2 (mm)	Speed (RPM)	Feed (in/min)	aa (in)	Speed (RPM)	Feed (in/min)	aa (in)	Speed (RPM)	Feed (in/min)	aa (in)	Speed (RPM)	Feed (in/min)	aa (in)	
0.2	0.5	25,000	13.7	0.0009	25,000	13.8	0.0007	25,000	13.8	0.0006	25,000	8.5	0.0005	
	1	25,000	10.6	0.0006	25,000	10.8	0.0005	25,000	10.8	0.0004	25,000	6.8	0.0004	
	1.5	25,000	8.6	0.0004	25,000	8.8	0.0003	25,000	8.8	0.0003	25,000	5.9	0.0002	
	2	24,000	8.7	0.0002	22,000	7.9	0.0002	22,000	7.9	0.0002	20,000	4.7	0.0001	
	2.5	22,000	7.5	0.0002	20,000	7.1	0.0002	20,000	6.7	0.0002	20,000	3.9	0.0001	
	3	22,000	7.1	0.0002	20,000	6.7	0.0001	20,000	6.3	0.0001	20,000	3.5	0.0001	
	3.5	22,000	5.9	0.0002	20,000	5.5	0.0001	20,000	5.1	0.0001	20,000	3.1	0.0001	
0.3	4	22,000	1.6	0.0001	20,000	1.6	0.0001	20,000	1.4	0.0001	20,000	1.2	0.0001	
	1	25,000	12.3	0.0013	25,000	12.3	0.0011	25,000	10.8	0.0009	25,000	10.2	0.0007	
	1.5	25,000	11.0	0.0011	25,000	11.1	0.0009	25,000	9.2	0.0008	25,000	8.5	0.0006	
	2	25,000	10.6	0.0009	25,000	10.5	0.0008	25,000	8.8	0.0007	25,000	7.9	0.0005	
	2.5	25,000	9.7	0.0007	25,000	9.8	0.0006	25,000	8.1	0.0005	25,000	7.5	0.0003	
	3	25,000	11.1	0.0004	22,000	9.8	0.0004	22,000	6.3	0.0003	20,000	5.9	0.0002	
	4	24,000	8.7	0.0003	20,000	7.5	0.0003	20,000	5.9	0.0002	20,000	5.1	0.0001	
0.4	5	24,000	7.5	0.0002	20,000	6.3	0.0002	20,000	5.5	0.0001	18,000	4.7	0.0001	
	6	24,000	3.9	0.0001	20,000	3.5	0.0001	20,000	3.1	0.0001	16,000	2.4	0.0001	
	9	19,000	1.2	0.0001	16,000	1.2	0.0001	16,000	1.2	0.0001	13,000	0.8	0.0001	
	1.5	25,000	13.3	0.0013	25,000	13.5	0.0011	25,000	11.7	0.0009	25,000	11.2	0.0007	
	2	25,000	12.3	0.0012	25,000	12.3	0.0010	25,000	10.8	0.0009	25,000	10.2	0.0007	
	3	25,000	10.6	0.0008	25,000	10.5	0.0007	25,000	8.8	0.0006	25,000	7.9	0.0004	
	4	25,000	11.1	0.0006	22,000	9.8	0.0005	22,000	7.9	0.0004	20,000	5.9	0.0003	
0.5	5	24,000	9.4	0.0003	20,000	7.9	0.0002	20,000	6.3	0.0002	20,000	5.1	0.0001	
	6	24,000	8.3	0.0002	20,000	7.1	0.0002	20,000	5.5	0.0002	20,000	4.7	0.0001	
	7	24,000	6.3	0.0002	20,000	5.5	0.0002	20,000	4.7	0.0001	20,000	4.3	0.0001	
	8	24,000	5.9	0.0001	20,000	5.1	0.0001	20,000	4.3	0.0001	20,000	3.9	0.0001	
	9	24,000	5.5	0.0001	20,000	4.7	0.0001	20,000	3.9	0.0001	20,000	3.1	0.0001	
	10	24,000	5.1	0.0001	20,000	4.3	0.0001	20,000	3.3	0.0001	18,000	2.8	0.0001	
	12	24,000	3.9	0.0001	20,000	3.5	0.0001	20,000	3.1	0.0001	16,000	2.4	0.0001	
0.6	1.5	25,000	16.9	0.0021	25,000	16.9	0.0018	25,000	12.9	0.0015	25,000	11.2	0.0012	
	2	25,000	15.3	0.0021	25,000	15.4	0.0018	25,000	12.3	0.0015	25,000	10.2	0.0012	
	3	25,000	14.8	0.0014	25,000	14.8	0.0012	25,000	11.8	0.0011	25,000	10.2	0.0009	
	4	25,000	14.1	0.0010	25,000	14.1	0.0008	25,000	11.2	0.0007	25,000	9.8	0.0006	
	5	25,000	13.2	0.0007	25,000	13.4	0.0006	25,000	11.8	0.0004	22,000	9.1	0.0003	
	6	25,000	15.6	0.0003	22,000	13.8	0.0002	22,000	8.7	0.0002	20,000	7.1	0.0002	
	7	24,000	15.0	0.0002	20,000	12.6	0.0002	20,000	7.9	0.0002	20,000	6.7	0.0001	
	8	24,000	12.6	0.0002	20,000	10.6	0.0002	20,000	7.1	0.0001	20,000	5.9	0.0001	
	9	24,000	11.8	0.0001	20,000	9.8	0.0001	18,000	6.3	0.0001	18,000	5.5	0.0001	
	10	24,000	9.4	0.0001	20,000	7.9	0.0001	18,000	5.9	0.0001	18,000	5.1	0.0001	
	12	24,000	7.5	0.0001	20,000	6.3	0.0001	18,000	4.7	0.0001	18,000	3.9	0.0001	
	15	21,500	3.9	0.0001	18,000	3.5	0.0001	16,000	3.1	0.0001	16,000	2.8	0.0001	
	0.6	2	25,000	18.4	0.0026	25,000	18.5	0.0021	25,000	12.3	0.0018	25,000	10.9	0.0014
		3	25,000	16.9	0.0024	25,000	16.9	0.0020	25,000	11.1	0.0016	25,000	10.2	0.0012
		4	25,000	15.9	0.0019	25,000	15.8	0.0016	25,000	10.5	0.0013	25,000	7.9	0.0010
5		25,000	14.1	0.0014	25,000	14.1	0.0012	25,000	8.7	0.0008	22,000	7.1	0.0008	
6		25,000	11.1	0.0009	22,000	9.8	0.0007	22,000	7.9	0.0006	20,000	5.9	0.0005	
7		25,000	11.1	0.0005	22,000	9.8	0.0004	22,000	7.9	0.0003	20,000	5.9	0.0003	
8		25,000	11.1	0.0003	22,000	9.8	0.0003	22,000	7.9	0.0002	20,000	5.9	0.0002	
10		24,000	9.4	0.0002	20,000	7.9	0.0002	18,000	5.9	0.0002	18,000	5.1	0.0001	
0.6		12	21,500	8.7	0.0001	18,000	7.5	0.0001	18,000	5.9	0.0001	18,000	4.7	0.0001
	15	21,500	5.9	0.0001	18,000	5.1	0.0001	16,000	4.3	0.0001	16,000	3.9	0.0001	
	18	18,000	3.5	0.0001	15,000	3.1	0.0001	14,000	2.8	0.0001	14,000	2.4	0.0001	
	0.7	2	25,000	18.4	0.0030	25,000	18.5	0.0025	25,000	15.4	0.0021	25,000	15.1	0.0017
4		25,000	15.9	0.0022	25,000	15.8	0.0018	25,000	10.5	0.0015	22,000	11.8	0.0012	
6		25,000	15.9	0.0014	25,000	15.8	0.0011	25,000	7.0	0.0010	22,000	7.9	0.0008	
8		25,000	11.1	0.0008	22,000	9.8	0.0007	22,000	7.9	0.0006	20,000	5.9	0.0004	
10	25,000	11.1	0.0004	22,000	9.8	0.0003	22,000	7.9	0.0003	20,000	5.9	0.0002		

1. Use a rigid and precise machine and holder.
 2. When chattering occurs, reduce the speed and feed simultaneously.
 3. Use a suitable cutting fluid with high smoke retardant.
- * Maximum speed will vary by diameter.





Slotting

Hardness		-			<32 HRC			33-41 HRC			42-50 HRC		
Work Material		Copper Copper Alloy			Mild Steels Carbon Steels			Hardened Steels Pre-hardened Steels Stainless Steels					
Cutting Speed		45-376 SFM*			41-309 SFM*			41-309 SFM*			40-258 SFM*		
Depth of Cut													
D (mm)	L2 (mm)	Speed (RPM)	Feed (in/min)	aa (in)	Speed (RPM)	Feed (in/min)	aa (in)	Speed (RPM)	Feed (in/min)	aa (in)	Speed (RPM)	Feed (in/min)	aa (in)
0.8	4	25,000	18.4	0.0025	25,000	18.5	0.0021	25,000	18.5	0.0017	25,000	15.7	0.0014
	6	25,000	17.1	0.0016	25,000	17.0	0.0013	25,000	15.1	0.0011	21,000	11.8	0.0009
	8	25,000	15.6	0.0011	22,000	13.8	0.0009	22,000	11.8	0.0008	18,000	9.8	0.0006
	10	25,000	15.6	0.0005	22,000	13.8	0.0004	22,000	11.8	0.0003	18,000	9.4	0.0002
	12	20,500	14.2	0.0003	17,000	11.8	0.0003	17,000	11.8	0.0002	15,000	7.9	0.0002
	14	20,500	12.6	0.0002	17,000	10.6	0.0001	17,000	9.8	0.0001	13,000	6.7	0.0001
	16	19,000	10.6	0.0001	16,000	9.1	0.0001	16,000	8.7	0.0001	12,000	5.9	0.0001
	20	17,000	7.9	0.0001	14,000	6.7	0.0001	14,000	6.3	0.0001	12,000	5.1	0.0001
24	14,500	3.9	0.0001	12,000	3.5	0.0001	12,000	3.1	0.0001	10,000	2.8	0.0001	
0.9	4	25,000	37.1	0.0028	25,000	36.9	0.0024	25,000	28.2	0.0024	23,000	25.6	0.0016
	6	25,000	32.8	0.0028	25,000	32.8	0.0023	25,000	27.4	0.0020	22,000	23.6	0.0016
	8	25,000	30.5	0.0018	25,000	30.3	0.0015	25,000	23.6	0.0013	19,000	15.7	0.0010
	10	24,000	28.3	0.0013	20,000	23.6	0.0011	20,000	19.7	0.0009	16,000	11.8	0.0007
	15	20,500	14.2	0.0004	17,000	11.8	0.0003	17,000	11.8	0.0002	16,000	11.8	0.0002
1.0	3	25,000	39.6	0.0043	25,000	39.4	0.0035	25,000	36.1	0.0031	22,000	31.5	0.0024
	4	25,000	38.3	0.0038	25,000	37.7	0.0031	25,000	36.1	0.0028	22,000	25.6	0.0020
	5	25,000	35.5	0.0038	25,000	36.1	0.0031	25,000	33.4	0.0028	20,000	23.6	0.0018
	6	25,000	36.3	0.0033	25,000	36.5	0.0028	25,000	34.1	0.0024	20,000	23.6	0.0016
	7	25,000	39.4	0.0024	25,000	39.4	0.0020	24,000	31.5	0.0020	20,000	19.7	0.0012
	8	25,000	34.4	0.0019	23,000	31.5	0.0016	22,000	27.6	0.0016	18,000	15.7	0.0012
	9	24,000	33.1	0.0014	20,000	27.6	0.0012	19,000	23.6	0.0012	18,000	15.7	0.0010
	10	23,000	28.3	0.0014	19,000	23.6	0.0012	18,000	19.7	0.0011	15,000	11.8	0.0008
	12	23,000	28.3	0.0009	19,000	23.6	0.0008	18,000	19.7	0.0007	15,000	11.8	0.0004
	14	18,000	18.9	0.0005	15,000	15.7	0.0004	15,000	15.7	0.0004	12,000	7.9	0.0003
	16	18,000	14.2	0.0004	15,000	11.8	0.0003	15,000	11.8	0.0003	12,000	7.9	0.0002
	18	15,500	10.6	0.0003	13,000	9.1	0.0002	13,000	8.7	0.0002	11,000	7.1	0.0002
	20	14,500	8.7	0.0002	12,000	7.5	0.0002	11,000	7.1	0.0002	10,000	5.1	0.0001
	22	13,000	7.5	0.0002	11,000	6.3	0.0001	10,000	5.9	0.0001	9,000	3.9	0.0001
25	11,000	3.9	0.0002	9,000	3.5	0.0001	9,000	3.3	0.0001	8,500	3.1	0.0001	
30	9,600	1.6	0.0001	8,000	1.6	0.0001	8,000	1.4	0.0001	8,000	1.2	0.0001	
1.2	4	25,000	44.1	0.0043	24,000	43.3	0.0035	23,000	39.4	0.0031	18,000	27.6	0.0024
	6	25,000	42.9	0.0038	23,000	39.4	0.0031	22,000	35.4	0.0028	17,000	23.6	0.0020
	8	24,000	33.1	0.0033	20,000	27.6	0.0028	19,000	27.6	0.0020	14,000	15.7	0.0016
	10	24,000	33.1	0.0024	20,000	27.6	0.0020	19,000	27.6	0.0016	14,000	15.7	0.0012
	12	20,500	28.3	0.0019	17,000	23.6	0.0016	16,000	19.7	0.0012	11,000	11.8	0.0008
	14	18,000	21.3	0.0007	15,000	17.7	0.0006	13,000	15.0	0.0005	11,000	9.8	0.0004
	16	14,500	14.2	0.0004	12,000	11.8	0.0003	11,000	9.8	0.0003	10,000	8.7	0.0002
20	12,000	9.4	0.0002	10,000	7.9	0.0002	10,000	7.5	0.0002	9,000	7.1	0.0002	
1.4	6	24,000	47.2	0.0061	20,000	39.4	0.0051	19,000	35.4	0.0043	15,000	23.6	0.0035
	8	21,500	37.8	0.0043	18,000	31.5	0.0035	17,000	27.6	0.0031	13,000	15.7	0.0024
	10	21,500	37.8	0.0028	18,000	31.5	0.0024	17,000	27.6	0.0020	13,000	15.7	0.0016
	12	21,500	37.8	0.0024	18,000	31.5	0.0020	17,000	27.6	0.0016	13,000	15.7	0.0012
	14	18,000	28.3	0.0019	15,000	23.6	0.0016	14,000	19.7	0.0014	11,000	11.8	0.0012
	16	18,000	28.3	0.0014	15,000	23.6	0.0012	14,000	19.7	0.0008	11,000	11.8	0.0008
	22	12,000	11.8	0.0002	10,000	9.8	0.0002	9,000	8.3	0.0002	8,000	7.1	0.0002

1. Use a rigid and precise machine and holder.
 2. When chattering occurs, reduce the speed and feed simultaneously.
 3. Use a suitable cutting fluid with high smoke retardant.
- * Maximum speed will vary by diameter.

ABOUT OSG

DRILLING

THREADING

MILLING

HOLDERS

INDEX

CONTINUED





List 3791 - EXOCARB® WXL®: 2 Flute, Stub Length (Continued)

Slotting

Hardness		-			<32 HRC			33-41 HRC			42-50 HRC		
Work Material		Copper Copper Alloy			Mild Steels Carbon Steels			Hardened Steels Pre-hardened Steels Stainless Steels					
Cutting Speed		45-376 SFM*			41-309 SFM*			41-309 SFM*			40-258 SFM*		
Depth of Cut													
D (mm)	L2 (mm)	Speed (RPM)	Feed (in/min)	aa (in)	Speed (RPM)	Feed (in/min)	aa (in)	Speed (RPM)	Feed (in/min)	aa (in)	Speed (RPM)	Feed (in/min)	aa (in)
1.5	4	21,500	47.2	0.0066	18,000	39.4	0.0055	18,000	35.4	0.0043	14,000	23.6	0.0035
	6	21,500	47.2	0.0066	18,000	39.4	0.0055	18,000	35.4	0.0043	14,000	23.6	0.0035
	8	19,000	37.8	0.0047	16,000	31.5	0.0039	15,000	27.6	0.0031	12,000	15.7	0.0028
	10	19,000	37.8	0.0038	16,000	31.5	0.0031	15,000	27.6	0.0028	12,000	15.7	0.0020
	12	19,000	37.8	0.0028	16,000	31.5	0.0024	15,000	27.6	0.0020	12,000	15.7	0.0016
	14	19,000	37.8	0.0024	16,000	31.5	0.0020	15,000	27.6	0.0018	12,000	15.7	0.0014
	16	17,000	28.3	0.0024	14,000	23.6	0.0020	13,000	19.7	0.0016	10,000	11.8	0.0012
	18	17,000	28.3	0.0014	14,000	23.6	0.0012	13,000	19.7	0.0008	10,000	11.8	0.0008
	20	14,500	19.7	0.0009	12,000	16.5	0.0008	11,000	15.0	0.0006	10,000	11.8	0.0004
	25	12,000	13.4	0.0004	10,000	11.4	0.0003	9,000	9.1	0.0003	8,000	8.3	0.0002
	30	9,000	7.9	0.0002	7,500	6.7	0.0002	7,400	5.9	0.0002	7,000	5.1	0.0001
	38	8,150	3.9	0.0002	6,800	3.5	0.0002	6,700	3.3	0.0001	6,000	3.0	0.0001
	40	7,200	3.5	0.0002	6,000	3.0	0.0001	5,900	2.8	0.0001	5,600	2.4	0.0001
45	6,600	2.0	0.0002	5,500	1.8	0.0001	5,400	1.6	0.0001	5,400	1.6	0.0000	
1.6	6	20,500	47.2	0.0071	17,000	39.4	0.0059	17,000	35.4	0.0051	13,000	23.6	0.0039
	8	18,000	37.8	0.0066	15,000	31.5	0.0055	15,000	27.6	0.0047	11,000	15.7	0.0039
	10	18,000	37.8	0.0052	15,000	31.5	0.0043	15,000	27.6	0.0035	11,000	15.7	0.0028
	12	18,000	37.8	0.0033	15,000	31.5	0.0028	15,000	27.6	0.0024	11,000	15.7	0.0020
	14	18,000	37.8	0.0028	15,000	31.5	0.0024	15,000	27.6	0.0020	11,000	15.7	0.0016
	16	15,500	28.3	0.0024	13,000	23.6	0.0020	13,000	19.7	0.0016	9,000	11.8	0.0014
	18	15,500	28.3	0.0019	13,000	23.6	0.0016	13,000	19.7	0.0012	9,000	11.8	0.0012
20	15,500	28.3	0.0009	13,000	23.6	0.0008	13,000	19.7	0.0008	9,000	11.8	0.0004	
1.8	6	19,000	51.2	0.0104	16,000	43.3	0.0087	15,000	39.4	0.0071	12,000	27.6	0.0055
	8	19,000	51.2	0.0099	16,000	43.3	0.0083	15,000	39.4	0.0067	12,000	27.6	0.0051
	10	17,000	37.8	0.0057	14,000	31.5	0.0047	14,000	27.6	0.0039	10,000	19.7	0.0031
	12	17,000	37.8	0.0047	14,000	31.5	0.0039	14,000	27.6	0.0031	10,000	19.7	0.0028
	14	17,000	37.8	0.0038	14,000	31.5	0.0031	14,000	27.6	0.0024	10,000	19.7	0.0020
	16	17,000	37.8	0.0033	14,000	31.5	0.0028	14,000	27.6	0.0020	10,000	19.7	0.0016
	18	14,500	28.3	0.0024	12,000	23.6	0.0020	12,000	19.7	0.0018	8,000	15.7	0.0014
	20	14,500	28.3	0.0019	12,000	23.6	0.0016	12,000	19.7	0.0016	8,000	15.7	0.0012
25	9,600	14.2	0.0004	8,000	11.8	0.0004	7,000	9.8	0.0003	6,000	7.9	0.0003	
2.0	6	18,000	51.2	0.0146	15,000	43.3	0.0122	14,000	39.4	0.0102	11,000	27.6	0.0083
	8	18,000	51.2	0.0123	15,000	43.3	0.0102	14,000	39.4	0.0087	11,000	27.6	0.0071
	10	15,500	37.8	0.0113	13,000	31.5	0.0094	12,000	27.6	0.0079	9,000	19.7	0.0063
	12	15,500	37.8	0.0061	13,000	31.5	0.0051	12,000	27.6	0.0043	9,000	19.7	0.0035
	14	15,500	37.8	0.0052	13,000	31.5	0.0043	12,000	27.6	0.0035	9,000	19.7	0.0028
	16	15,500	37.8	0.0038	13,000	31.5	0.0031	12,000	27.6	0.0028	9,000	19.7	0.0024
	18	15,500	37.8	0.0033	13,000	31.5	0.0028	12,000	27.6	0.0024	9,000	19.7	0.0020
	20	13,000	28.3	0.0024	11,000	23.6	0.0020	10,000	19.7	0.0020	7,000	15.7	0.0016
25	13,000	28.3	0.0014	11,000	23.6	0.0012	10,000	19.7	0.0008	7,000	15.7	0.0008	
2.0	30	13,000	28.3	0.0009	11,000	23.6	0.0008	10,000	19.7	0.0004	7,000	15.7	0.0004
	35	11,000	18.1	0.0004	9,000	15.4	0.0004	8,000	15.0	0.0003	6,000	10.6	0.0003
	40	7,800	9.4	0.0002	6,500	7.9	0.0002	6,000	7.1	0.0002	6,000	5.5	0.0001
	50	6,950	4.7	0.0001	5,800	3.9	0.0001	5,700	3.7	0.0001	5,000	3.1	0.0001
	60	6,000	2.4	0.0000	5,000	2.0	0.0000	5,000	1.8	0.0000	5,000	1.6	0.0000

1. Use a rigid and precise machine and holder.
2. When chattering occurs, reduce the speed and feed simultaneously.
3. Use a suitable cutting fluid with high smoke retardant.

* Maximum speed will vary by diameter.





Slotting

Hardness		-			<32 HRC			33-41 HRC			42-50 HRC		
Work Material		Copper Copper Alloy			Mild Steels Carbon Steels			Hardened Steels Pre-hardened Steels Stainless Steels					
Cutting Speed		45-376 SFM*			41-309 SFM*			41-309 SFM*			40-258 SFM*		
Depth of Cut													
D (mm)	L2 (mm)	Speed (RPM)	Feed (in/min)	aa (in)	Speed (RPM)	Feed (in/min)	aa (in)	Speed (RPM)	Feed (in/min)	aa (in)	Speed (RPM)	Feed (in/min)	aa (in)
2.5	8	14,500	51.2	0.0184	12,000	43.3	0.0154	11,000	39.4	0.0130	9,000	27.6	0.0102
	10	14,500	51.2	0.0156	12,000	43.3	0.0130	11,000	39.4	0.0110	9,000	27.6	0.0087
	12	14,500	51.2	0.0109	12,000	43.3	0.0091	11,000	39.4	0.0075	9,000	27.6	0.0059
	14	12,000	37.8	0.0080	10,000	31.5	0.0067	9,000	27.6	0.0055	7,000	19.7	0.0043
	16	12,000	37.8	0.0057	10,000	31.5	0.0047	9,000	27.6	0.0039	7,000	19.7	0.0031
	18	12,000	37.8	0.0052	10,000	31.5	0.0043	9,000	27.6	0.0035	7,000	19.7	0.0028
	20	12,000	37.8	0.0043	10,000	31.5	0.0035	9,000	27.6	0.0031	7,000	19.7	0.0024
	25	9,600	28.3	0.0038	8,000	23.6	0.0031	8,000	19.7	0.0024	6,000	15.7	0.0020
	30	9,600	28.3	0.0014	8,000	23.6	0.0012	8,000	19.7	0.0012	6,000	15.7	0.0008
	40	7,800	13.0	0.0003	6,500	11.0	0.0003	6,000	10.6	0.0002	6,000	9.4	0.0002
50	6,950	7.9	0.0001	5,800	6.7	0.0001	5,700	6.3	0.0001	5,000	5.1	0.0001	
3.0	8	12,000	51.2	0.0170	10,000	43.3	0.0142	10,000	39.4	0.0118	8,000	27.6	0.0094
	10	12,000	51.2	0.0137	10,000	43.3	0.0114	10,000	39.4	0.0094	8,000	27.6	0.0075
	12	12,000	51.2	0.0128	10,000	43.3	0.0106	10,000	39.4	0.0091	8,000	27.6	0.0071
	14	12,000	51.2	0.0118	10,000	43.3	0.0098	10,000	39.4	0.0083	8,000	27.6	0.0067
	16	12,000	37.8	0.0094	10,000	31.5	0.0079	9,000	27.6	0.0067	6,000	19.7	0.0051
	18	12,000	37.8	0.0066	10,000	31.5	0.0055	9,000	27.6	0.0047	6,000	19.7	0.0039
	20	12,000	37.8	0.0061	10,000	31.5	0.0051	9,000	27.6	0.0043	6,000	19.7	0.0031
	25	12,000	37.8	0.0052	10,000	31.5	0.0043	9,000	27.6	0.0035	6,000	19.7	0.0028
	30	9,600	28.3	0.0043	8,000	23.6	0.0035	7,000	19.7	0.0031	5,000	15.7	0.0024
	35	9,600	28.3	0.0033	8,000	23.6	0.0028	7,000	19.7	0.0024	5,000	15.7	0.0020
40	9,600	28.3	0.0019	8,000	23.6	0.0016	7,000	19.7	0.0012	5,000	15.7	0.0008	
50	6,950	12.6	0.0004	5,800	10.6	0.0004	5,700	9.4	0.0002	5,000	7.9	0.0002	
4.0	12	8,550	53.1	0.0180	7,000	43.3	0.0150	7,000	39.4	0.0126	6,000	27.6	0.0102
	16	8,550	53.1	0.0170	7,000	43.3	0.0142	7,000	39.4	0.0118	6,000	27.6	0.0094
	20	8,550	38.2	0.0161	7,000	31.5	0.0134	6,000	27.6	0.0110	5,000	19.7	0.0087
	25	8,550	38.2	0.0123	7,000	31.5	0.0102	6,000	27.6	0.0087	5,000	19.7	0.0071
	30	8,550	38.2	0.0090	7,000	31.5	0.0075	6,000	27.6	0.0063	5,000	19.7	0.0051
	35	8,550	38.2	0.0080	7,000	31.5	0.0067	6,000	27.6	0.0055	5,000	19.7	0.0043
	40	7,300	28.7	0.0066	6,000	23.6	0.0055	5,000	23.6	0.0047	4,000	15.7	0.0039
	45	7,300	28.7	0.0057	6,000	23.6	0.0047	5,000	23.6	0.0039	4,000	15.7	0.0031
50	7,300	28.7	0.0024	6,000	23.6	0.0020	5,000	23.6	0.0016	4,000	15.7	0.0012	
60	6,100	13.4	0.0009	5,000	11.0	0.0008	5,000	10.6	0.0008	4,000	9.8	0.0004	
5.0	16	7,300	53.1	0.0213	6,000	43.3	0.0177	5,000	35.4	0.0150	5,000	23.6	0.0118
	20	7,300	45.3	0.0203	6,000	37.4	0.0169	5,000	30.7	0.0142	5,000	23.6	0.0114
	25	6,100	38.2	0.0198	5,000	31.5	0.0165	5,000	27.6	0.0138	5,000	23.6	0.0110
	30	6,100	38.2	0.0180	5,000	31.5	0.0150	5,000	27.6	0.0118	5,000	23.6	0.0098
	35	6,100	38.2	0.0156	5,000	31.5	0.0130	5,000	27.6	0.0110	5,000	23.6	0.0087
	40	6,100	28.7	0.0134	5,000	23.6	0.0110	4,000	22.8	0.0079	4,000	19.7	0.0071
	50	4,900	24.0	0.0071	4,000	19.7	0.0059	3,000	15.7	0.0051	3,000	15.7	0.0039
60	4,900	16.5	0.0028	4,000	13.8	0.0024	3,000	13.0	0.0024	3,000	11.8	0.0016	

1. Use a rigid and precise machine and holder.
 2. When chattering occurs, reduce the speed and feed simultaneously.
 3. Use a suitable cutting fluid with high smoke retardant.
- * Maximum speed will vary by diameter.

ABOUT OSG

DRILLING

THREADING

MILLING

HOLDERS


INDEX






List 3604 - EXOCARB® WXL®: Regular Length, 4 Flute

Side Milling

Hardness	-		<32 HRC		33-41 HRC		42-50 HRC										
Work Material	Aluminum Copper Alloy		Cast Iron, Carbon Steel, Alloy Steels, Stainless, Die Steels		Hardened Steels Pre-hardened Steels, P20, H13, S7, A2												
Cutting Speed	974 SFM		250 SFM		172 SFM		153 SFM										
Depth of Cut	<table border="1"> <thead> <tr><th>Dia</th><th>aa</th><th>ar</th></tr> </thead> <tbody> <tr><td>D<7/64</td><td>1.5D</td><td>0.05D</td></tr> <tr><td>7/64≤D</td><td>1.5D</td><td>0.10D</td></tr> </tbody> </table>		Dia	aa	ar	D<7/64	1.5D	0.05D	7/64≤D	1.5D	0.10D			aa=1.0D ar=0.02D			
	Dia	aa	ar														
D<7/64	1.5D	0.05D															
7/64≤D	1.5D	0.10D															
Mill Dia.	Speed RPM	Feed in/min	Speed RPM	Feed in/min	Speed RPM	Feed in/min	Speed RPM	Feed in/min									
1/16	25,000	40.0	14,000	22.4	8,200	13.1	7,400	11.8									
5/64	25,000	50.0	12,000	24.0	7,000	14.0	6,350	12.7									
3/32	25,000	60.0	10,800	25.9	6,600	15.8	5,950	14.3									
7/64	25,000	70.0	8,900	24.9	5,750	16.1	5,150	14.4									
1/8	25,000	90.0	7,000	25.2	4,800	15.4	4,200	13.4									
5/32	25,000	130.0	6,050	31.5	4,250	20.4	3,700	16.3									
3/16	21,500	137.6	5,500	35.2	3,900	23.4	3,425	19.2									
7/32	17,500	140.0	4,100	32.8	2,950	20.1	2,650	18.0									
1/4	14,000	128.8	3,800	35.0	2,600	20.8	2,300	18.4									
9/32	12,500	130.0	3,400	35.4	2,400	23.0	2,100	18.5									
5/16	12,000	144.0	3,050	36.6	2,200	25.5	1,950	19.5									
3/8	10,100	141.4	2,750	38.5	1,975	22.9	1,750	19.6									
7/16	8,700	139.2	2,250	36.0	1,600	21.8	1,425	18.2									
1/2	7,400	133.2	1,900	34.2	1,350	18.9	1,200	15.8									
5/8	6,000	110.4	1,500	27.6	1,100	16.3	995	13.9									
3/4	5,000	94.0	1,275	24.0	950	16.3	850	13.9									
1	3,750	69.4	950	17.6	690	11.8	630	10.3									

1. Use a rigid and precise machine and holder.
2. When chattering occurs, reduce the speed and feed simultaneously.
3. Use a suitable cutting fluid with high smoke retardant.

High Speed Light Milling

Hardness	-		<32 HRC		33-41 HRC		42-50 HRC																			
Work Material	Aluminum Copper Alloy		Cast Iron, Carbon Steel, Alloy Steels, Stainless, Die Steels		Hardened Steels Pre-hardened Steels, P20, H13, S7, A2																					
Cutting Speed	1,627 SFM		1,231 SFM		803 SFM		482 SFM																			
Depth of Cut	<table border="1"> <thead> <tr><th>Dia</th><th>aa</th><th>ar</th></tr> </thead> <tbody> <tr><td>D<5/16</td><td>1.5D</td><td>0.01D</td></tr> <tr><td>5/16≤D</td><td>1.5D</td><td>0.02D</td></tr> </tbody> </table>		Dia	aa	ar	D<5/16	1.5D	0.01D	5/16≤D	1.5D	0.02D			<table border="1"> <thead> <tr><th>Dia</th><th>aa</th><th>ar</th></tr> </thead> <tbody> <tr><td>D<5/16</td><td>1.0D</td><td>0.01D</td></tr> <tr><td>5/16≤D</td><td>1.0D</td><td>0.02D</td></tr> </tbody> </table>				Dia	aa	ar	D<5/16	1.0D	0.01D	5/16≤D	1.0D	0.02D
	Dia	aa	ar																							
D<5/16	1.5D	0.01D																								
5/16≤D	1.5D	0.02D																								
Dia	aa	ar																								
D<5/16	1.0D	0.01D																								
5/16≤D	1.0D	0.02D																								
Mill Dia.	Speed RPM	Feed in/min	Speed RPM	Feed in/min	Speed RPM	Feed in/min	Speed RPM	Feed in/min																		
7/32	25,000	200.0	20,000	160.0	13,000	88.4	7,950	54.1																		
1/4	22,500	207.0	19,000	174.8	11,500	92.0	7,000	56.0																		
9/32	24,000	249.6	17,500	182.0	10,500	100.8	6,250	55.0																		
5/16	19,500	234.0	14,500	174.0	9,900	114.8	5,950	59.5																		
3/8	17,500	245.0	13,250	185.5	8,900	103.2	5,350	59.9																		
7/16	14,250	228.0	10,950	175.2	7,275	98.9	4,350	55.7																		
1/2	12,000	216.0	9,200	165.6	6,125	85.8	3,675	48.5																		
5/8	9,700	178.5	7,450	137.1	4,950	73.3	2,950	41.3																		
3/4	9,150	172.0	6,275	118.0	4,175	71.8	2,500	41.0																		
1	6,200	114.7	4,700	88.4	3,050	51.9	1,850	30.5																		

1. The indicated speeds and feeds are for high speed light milling for use with high speed/high precision machining centers.
2. Do not use flammable fluids because tools with considerable wear can cause sparks.
3. We recommend using air blow. When using cutting fluids, use a high quality fluid with high smoke retardant.





List 3704 - EXOCARB® WXL®: Regular Length, 4 Flute

Side Milling

Hardness	-		<32 HRC		33-41 HRC		42-50 HRC										
Work Material	Copper Copper Alloy		Mild Steels Carbon Steels		Hardened Steels Prehardened Steels Stainless Steels												
Cutting Speed	516-990 SFM		248-254 SFM		143-184 SFM		129-164 SFM										
Depth of Cut	<table border="1"> <thead> <tr> <th>Dia</th> <th>aa</th> <th>ar</th> </tr> </thead> <tbody> <tr> <td>D<3</td> <td>1.5D</td> <td>0.05D</td> </tr> <tr> <td>3≤D</td> <td>1.5D</td> <td>0.10D</td> </tr> </tbody> </table>				Dia	aa	ar	D<3	1.5D	0.05D	3≤D	1.5D	0.10D	aa = 1.0D ar = 0.02D			
Dia	aa	ar															
D<3	1.5D	0.05D															
3≤D	1.5D	0.10D															
Mill Dia.	Speed RPM	Feed in/min	Speed RPM	Feed in/min	Speed RPM	Feed in/min	Speed RPM	Feed in/min									
1.0	25,000	8.7	24,000	8.3	14,000	3.1	12,500	2.8									
1.5	25,000	19.2	16,000	12.2	9,250	4.5	8,400	4.1									
2.0	25,000	22.8	12,000	11.6	7,000	4.3	6,350	3.9									
2.5	25,000	49.2	9,600	18.9	6,200	5.5	5,550	4.9									
3.0	25,000	49.2	8,150	16.9	5,300	4.9	4,750	4.3									
4.0	24,000	66.9	6,050	17.7	4,250	5.3	3,700	4.5									
5.0	19,000	78.7	4,900	20.5	3,550	5.5	3,150	4.9									
6.0	16,000	78.7	4,100	20.5	2,950	5.7	2,650	5.1									
8.0	12,000	74.8	3,050	19.9	2,200	5.7	1,950	5.1									
10.0	9,500	74.8	2,450	19.9	1,750	5.7	1,550	5.1									
12.0	7,900	74.8	2,050	19.9	1,450	5.7	1,300	5.1									
14.0	6,800	74.8	1,750	19.5	1,250	5.7	1,100	4.9									
15.0	6,300	74.8	1,600	19.3	1,150	5.3	1,050	4.7									
16.0	5,900	70.9	1,500	18.9	1,100	5.1	995	4.5									
18.0	5,300	70.9	1,350	18.5	990	4.5	880	4.1									
20.0	4,800	68.4	1,200	17.5	890	4.1	795	3.7									
25.0	3,800	55.1	970	14.2	710	3.3	635	3.0									
30.0	3,200	44.7	815	11.8	590	2.8	530	2.4									

1. Use a rigid and precise machine and holder.
2. When chattering occurs, reduce the speed and feed simultaneously.
3. Use a suitable cutting fluid with high smoke retardant.

High Speed Milling

Hardness	-		<32 HRC		33-41 HRC		42-50 HRC										
Work Material	Copper Copper Alloy		Mild Steels Carbon Steels		Hardened Steels Pre-hardened Steels												
Cutting Speed	1597-1625 SFM		1197-1238 SFM		805-820 SFM		480-492 SFM										
Depth of Cut	<table border="1"> <thead> <tr> <th>Dia</th> <th>aa</th> <th>ar</th> </tr> </thead> <tbody> <tr> <td>D<3</td> <td>1.5D</td> <td>0.01D</td> </tr> <tr> <td>3≤D</td> <td>1.5D</td> <td>0.02D</td> </tr> </tbody> </table>				Dia	aa	ar	D<3	1.5D	0.01D	3≤D	1.5D	0.02D	aa = 1.0D ar = 0.02D			
Dia	aa	ar															
D<3	1.5D	0.01D															
3≤D	1.5D	0.02D															
Mill Dia.	Speed RPM	Feed in/min	Speed RPM	Feed in/min	Speed RPM	Feed in/min	Speed RPM	Feed in/min									
6	25,000	109.8	20,000	90.6	13,000	59.1	7,950	31.3									
8	19,500	118.1	14,500	90.6	9,900	57.1	5,950	31.3									
10	15,500	114.2	12,000	90.6	7,950	57.1	4,750	31.3									
12	13,000	118.1	9,900	90.6	6,600	57.1	3,950	31.1									
14	11,100	110.2	8,500	86.6	5,650	53.1	3,400	29.1									
15	10,500	110.2	7,950	84.6	5,250	53.1	3,150	28.7									
16	9,700	106.3	7,450	82.7	4,950	53.1	2,950	28.1									
18	8,600	106.3	6,600	82.7	4,400	51.2	2,650	27.8									
20	7,800	102.4	5,950	78.7	3,950	51.2	2,350	26.2									
25	6,200	78.7	4,750	63.0	3,150	41.3	1,900	22.0									
30	5,200	66.9	3,950	53.1	2,650	35.0	1,550	17.9									





List 3794: 4 Flute, Long Neck, Stub Length

Slotting

Hardness		-			<32 HRC			33-41 HRC			42-50 HRC		
Work Material		Copper Copper Alloy			Mild Steels Carbon Steels			Hardened Steels Pre-hardened Steels Stainless Steels					
Cutting Speed		173-374 SFM			144-309 SFM			130-309 SFM			101-248 SFM		
Depth of Cut													
D (mm)	L2 (mm)	Speed (RPM)	Feed (in/min)	aa (in)	Speed (RPM)	Feed (in/min)	aa (in)	Speed (RPM)	Feed (in/min)	aa (in)	Speed (RPM)	Feed (in/min)	aa (in)
1.0	4	25,000	62.8	0.0031	21,980	54.8	0.0028	21,300	46.1	0.0028	16,930	29.7	0.0020
	6	25,000	57.5	0.0031	21,980	51.3	0.0028	21,300	43.5	0.0024	16,930	30.0	0.0016
	8	25,000	51.9	0.0020	21,980	45.1	0.0016	21,300	40.0	0.0016	16,930	22.2	0.0012
	10	25,000	47.1	0.0016	21,980	42.8	0.0012	21,300	34.9	0.0011	16,930	20.0	0.0008
	12	25,000	47.1	0.0008	21,980	42.8	0.0008	21,300	34.9	0.0007	16,930	20.0	0.0004
1.2	16	25,000	26.3	0.0004	21,980	23.1	0.0003	21,300	25.2	0.0003	16,930	16.7	0.0002
	6	22,110	60.2	0.0039	18,310	50.2	0.0031	17,750	42.9	0.0028	14,110	29.4	0.0020
	8	22,110	52.6	0.0031	18,310	43.3	0.0028	17,750	38.6	0.0020	14,110	23.8	0.0016
	10	22,110	39.9	0.0024	18,310	33.9	0.0020	17,750	38.6	0.0016	14,110	23.8	0.0012
	12	22,110	46.7	0.0020	18,310	39.9	0.0016	17,750	32.8	0.0012	14,110	22.7	0.0008
1.4	16	22,110	36.0	0.0004	18,310	30.0	0.0003	17,750	23.5	0.0003	14,110	18.3	0.0002
	6	18,960	60.6	0.0055	15,700	49.4	0.0047	15,210	42.6	0.0043	12,090	28.6	0.0035
	8	18,960	50.3	0.0043	15,700	41.2	0.0035	15,210	37.0	0.0031	12,090	22.0	0.0024
	10	18,960	50.3	0.0028	15,700	41.2	0.0024	15,210	37.0	0.0020	12,090	22.0	0.0016
	12	18,960	50.3	0.0024	15,700	41.2	0.0020	15,210	37.0	0.0016	12,090	22.0	0.0012
	14	18,960	45.6	0.0020	15,700	38.7	0.0016	15,210	32.1	0.0014	12,090	19.5	0.0012
1.5	16	18,960	45.6	0.0016	15,700	38.7	0.0012	15,210	32.1	0.0008	12,090	19.5	0.0008
	22	18,960	31.7	0.0004	15,700	26.6	0.0002	15,210	20.6	0.0002	12,090	16.1	0.0002
	6	17,690	66.4	0.0055	14,650	54.5	0.0047	14,200	41.9	0.0043	11,290	28.6	0.0035
	8	17,690	53.2	0.0047	14,650	43.3	0.0039	14,200	39.1	0.0031	11,290	22.2	0.0028
	10	17,690	53.2	0.0039	14,650	43.3	0.0031	14,200	39.1	0.0028	11,290	22.2	0.0020
	12	17,690	53.2	0.0028	14,650	43.3	0.0024	14,200	39.1	0.0020	11,290	22.2	0.0016
	14	17,690	53.2	0.0024	14,650	43.3	0.0020	14,200	39.1	0.0018	11,290	22.2	0.0014
1.6	16	17,690	45.1	0.0024	14,650	38.7	0.0020	14,200	32.2	0.0016	11,290	20.0	0.0012
	18	17,690	45.1	0.0016	14,650	38.7	0.0012	14,200	32.2	0.0008	11,290	20.0	0.0008
	20	17,690	38.4	0.0008	14,650	32.2	0.0008	14,200	29.0	0.0006	11,290	20.0	0.0004
	6	16,590	65.3	0.0067	13,740	54.1	0.0055	13,310	41.6	0.0051	10,580	28.8	0.0039
	8	16,590	56.2	0.0063	13,740	46.9	0.0051	13,310	36.7	0.0047	10,580	22.7	0.0039
	10	16,590	52.6	0.0051	13,740	43.3	0.0043	13,310	36.7	0.0035	10,580	22.7	0.0028
	12	16,590	52.6	0.0031	13,740	43.3	0.0028	13,310	36.7	0.0024	10,580	22.7	0.0020
1.8	14	16,590	52.6	0.0028	13,740	43.3	0.0024	13,310	36.7	0.0020	10,580	22.7	0.0016
	16	16,590	46.3	0.0024	13,740	39.1	0.0020	13,310	30.2	0.0016	10,580	20.8	0.0014
	18	16,590	46.3	0.0020	13,740	39.1	0.0016	13,310	30.2	0.0012	10,580	20.8	0.0012
	20	16,590	46.3	0.0008	13,740	39.1	0.0008	13,310	30.2	0.0008	10,580	20.8	0.0004
	25	16,590	34.2	0.0004	13,740	27.9	0.0004	13,310	21.2	0.0004	10,580	15.0	0.0003
	6	14,740	68.7	0.0094	12,210	57.1	0.0079	11,830	46.6	0.0071	9,410	32.4	0.0055
	8	14,740	77.9	0.0091	12,210	57.1	0.0075	11,830	46.6	0.0067	9,410	32.4	0.0051
1.8	10	14,740	49.5	0.0055	12,210	41.2	0.0047	11,830	34.9	0.0039	9,410	27.8	0.0031
	12	14,740	49.5	0.0047	12,210	41.2	0.0039	11,830	34.9	0.0031	9,410	27.8	0.0028
	14	14,740	49.5	0.0039	12,210	41.2	0.0031	11,830	34.9	0.0024	9,410	27.8	0.0020
	16	14,740	49.5	0.0031	12,210	41.2	0.0028	11,830	34.9	0.0020	9,410	27.8	0.0016
	18	14,740	44.0	0.0024	12,210	37.7	0.0020	11,830	29.1	0.0018	9,410	27.8	0.0014
	20	14,740	44.0	0.0020	12,210	37.7	0.0016	11,830	29.1	0.0016	9,410	27.8	0.0012
	25	14,740	34.5	0.0004	12,210	28.8	0.0004	11,830	24.6	0.0003	9,410	18.5	0.0003

1. Use a rigid and precise machine and holder.
2. When chattering occurs, reduce the speed and feed simultaneously.
3. Use a suitable cutting fluid with high smoke retardant.
4. When length of the tool extension from the machine is long, reduce the speed and feed.





Slotting

Hardness		-			<32 HRC			33-41 HRC			42-50 HRC		
Work Material		Copper Copper Alloy			Mild Steels Carbon Steels			Hardened Steels Pre-hardened Steels Stainless Steels					
Cutting Speed		173-374 SFM			144-309 SFM			130-309 SFM			101-248 SFM		
Depth of Cut													
D (mm)	L2 (mm)	Speed (RPM)	Feed (in/min)	aa (in)	Speed (RPM)	Feed (in/min)	aa (in)	Speed (RPM)	Feed (in/min)	aa (in)	Speed (RPM)	Feed (in/min)	aa (in)
2.0	6	13,270	68.2	0.0134	10,990	54.8	0.0110	10,650	44.9	0.0102	8,470	31.8	0.0083
	8	13,270	68.2	0.0122	10,990	54.8	0.0102	10,650	44.9	0.0087	8,470	31.8	0.0071
	10	13,270	54.3	0.0114	10,990	43.3	0.0094	10,650	36.7	0.0079	8,470	27.8	0.0063
	12	13,270	50.6	0.0063	10,990	39.9	0.0051	10,650	36.7	0.0043	8,470	27.8	0.0035
	14	13,270	50.6	0.0051	10,990	39.9	0.0043	10,650	36.7	0.0035	8,470	27.8	0.0028
	16	13,270	50.6	0.0039	10,990	39.9	0.0031	10,650	36.7	0.0028	8,470	27.8	0.0024
	18	13,270	50.6	0.0031	10,990	39.9	0.0028	10,650	36.7	0.0024	8,470	27.8	0.0020
	20	13,270	46.2	0.0024	10,990	37.0	0.0020	10,650	31.4	0.0020	8,470	28.6	0.0016
	25	13,270	46.2	0.0016	10,990	37.0	0.0012	10,650	31.4	0.0008	8,470	28.6	0.0008
30	13,270	46.2	0.0008	10,990	37.0	0.0008	10,650	31.4	0.0004	8,470	28.6	0.0004	
2.5	8	10,610	67.7	0.0165	8,790	54.8	0.0138	8,520	45.7	0.0130	6,770	31.1	0.0102
	12	10,610	67.7	0.0110	8,790	54.8	0.0091	8,520	45.7	0.0075	6,770	31.1	0.0059
	16	10,610	52.2	0.0055	8,790	41.5	0.0047	8,520	39.1	0.0039	6,770	28.6	0.0031
	20	10,610	52.2	0.0043	8,790	41.5	0.0035	8,520	39.1	0.0031	6,770	28.6	0.0024
	25	10,610	50.1	0.0039	8,790	40.7	0.0031	8,520	31.4	0.0024	6,770	26.7	0.0020
3.0	8	8,850	68.2	0.0150	7,330	54.8	0.0126	7,100	41.9	0.0118	5,640	29.2	0.0094
	12	8,850	62.4	0.0126	7,330	50.5	0.0106	7,100	41.9	0.0091	5,640	29.2	0.0071
	16	8,850	43.5	0.0094	7,330	34.6	0.0079	7,100	32.6	0.0067	5,640	27.8	0.0051
	20	8,850	43.5	0.0063	7,330	34.6	0.0051	7,100	32.6	0.0043	5,640	27.8	0.0031
	25	8,850	43.5	0.0051	7,330	34.6	0.0043	7,100	32.6	0.0035	5,640	27.8	0.0028
	30	8,850	41.7	0.0043	7,330	33.9	0.0035	7,100	29.9	0.0031	5,640	26.7	0.0024

1. Use a rigid and precise machine and holder.
2. When chattering occurs, reduce the speed and feed simultaneously.
3. Use a suitable cutting fluid with high smoke retardant.
4. When length of the tool extension from the machine is long, reduce the speed and feed.

ABOUT OSG

DRILLING

THREADING

MILLING

HOLDERS

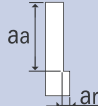
INDEX





List 3642 - EXOCARB® WXL-EML: 4 Flute, Square End, Long Length List 3742 - EXOCARB® WXL-EML: 4 Flute, Square End, Long Length

Side Milling

Hardness		Up to 20 HRC		20 to 30 HRC		30 to 38 HRC		38 to 45 HRC		45 to 55 HRC																				
Work Material		Mild Steel Carbon Steels Cast Iron		Alloy Steels Tool Steels		Hardened Steels Pre-hardened Steels		Hardened Steels Pre-hardened Steels		Hardened Steels																				
Cutting Speed		200 SFM		160 SFM		130 SFM		110 SFM		80 SFM																				
Depth of Cut		<table border="1"> <tr><td>Di.</td><td>aa</td><td>ar</td></tr> <tr><td>D≤20</td><td>2.5D</td><td>0.05D</td></tr> <tr><td>20<D</td><td>2.5D</td><td>0.1mm</td></tr> </table>			Di.	aa	ar	D≤20	2.5D	0.05D	20<D	2.5D	0.1mm				<table border="1"> <tr><td>Di.</td><td>aa</td><td>ar</td></tr> <tr><td>D≤8</td><td>1D</td><td>0.01D</td></tr> <tr><td>8<D</td><td>1D</td><td>0.5mm</td></tr> </table>			Di.	aa	ar	D≤8	1D	0.01D	8<D	1D	0.5mm	aa = 2.5D ar = 0.02D	
		Di.	aa	ar																										
D≤20	2.5D	0.05D																												
20<D	2.5D	0.1mm																												
Di.	aa	ar																												
D≤8	1D	0.01D																												
8<D	1D	0.5mm																												
Mill Dia.		Speed	Feed	Speed	Feed	Speed	Feed	Speed	Feed	Speed	Feed																			
Inch	mm	RPM	in/min	RPM	in/min	RPM	in/min	RPM	in/min	RPM	in/min																			
1/16	-	11,900	8.8	10,000	7.5	7,930	5.9	6,990	0.0	3,960	2.9																			
5/64	-	9,520	8.8	8,000	7.5	6,350	5.9	5,590	0.0	3,170	2.9																			
3/32	-	7,930	8.8	6,670	7.5	5,290	5.9	4,660	0.0	2,640	2.9																			
7/64	-	6,800	8.8	5,710	7.5	4,530	5.9	3,990	0.0	2,260	2.9																			
-	3.0	6,350	8.9	5,300	7.5	4,200	5.9	3,700	5.2	2,100	2.9																			
1/8	-	5,950	8.8	5,000	7.5	3,960	5.9	3,490	0.0	1,980	2.9																			
-	3.5	5,450	8.9	4,540	7.5	3,590	5.9	3,170	5.2	1,790	2.9																			
5/32	-	4,760	8.8	4,000	7.5	3,170	5.9	2,790	0.0	1,580	2.9																			
-	4.0	4,750	8.9	3,950	7.5	3,150	5.9	2,750	5.2	1,550	2.9																			
-	4.5	4,240	8.9	3,530	7.5	2,790	5.9	2,460	5.2	1,390	2.9																			
3/16	-	3,960	8.8	3,330	7.5	2,640	5.9	2,330	0.0	1,320	2.9																			
-	5.0	3,800	8.9	3,150	7.5	2,500	5.9	2,200	5.2	1,250	2.9																			
-	5.5	3,470	8.9	2,890	7.5	2,290	5.9	2,010	5.2	1,140	2.9																			
7/32	-	3,400	8.8	2,850	7.5	2,260	5.9	2,000	0.0	1,130	2.9																			
-	6.0	3,150	8.8	2,650	7.5	2,100	5.9	1,850	5.2	1,050	3.0																			
1/4	-	2,970	8.8	2,500	7.5	1,980	5.9	1,750	0.0	990	3.0																			
-	6.5	2,930	8.9	2,440	7.5	1,930	5.9	1,700	5.2	960	3.0																			
-	7.0	2,720	8.9	2,270	7.5	1,790	5.9	1,580	5.2	890	3.0																			
-	7.5	2,540	8.9	2,110	7.5	1,670	5.9	1,470	5.2	830	3.0																			
5/16	-	2,380	8.8	2,000	7.5	1,580	5.9	1,400	0.0	790	3.0																			
-	8.0	2,350	8.8	1,950	7.5	1,550	5.9	1,350	5.1	995	3.8																			
-	8.5	2,240	8.9	1,870	7.5	1,480	5.9	1,300	5.2	740	3.8																			
-	9.0	2,120	8.9	1,760	7.5	1,390	5.9	1,230	5.2	690	3.8																			
-	9.5	2,010	8.9	1,670	7.5	1,320	5.9	1,160	5.2	660	3.8																			
3/8	-	1,980	8.8	1,660	7.5	1,320	5.9	1,160	0.0	660	3.8																			
-	10.0	1,900	8.9	1,550	7.5	1,250	5.9	1,100	5.2	795	3.7																			
-	10.5	1,810	8.9	1,510	7.5	1,190	5.9	1,050	5.2	590	3.7																			
-	11.0	1,730	8.9	1,440	7.5	1,140	5.9	1,000	5.2	570	3.7																			
-	11.5	1,660	8.9	1,380	7.5	1,090	5.9	960	5.2	540	3.7																			
-	12.0	1,550	8.7	1,300	7.5	1,050	6.0	925	5.3	660	3.8																			
1/2	-	1,480	8.8	1,250	7.5	990	6.0	870	0.0	490	3.8																			
-	13.0	1,460	8.8	1,220	7.5	960	6.0	850	5.2	480	3.8																			
-	14.0	1,350	8.8	1,100	7.5	905	6.0	795	5.2	565	3.7																			
-	15.0	1,270	8.9	1,050	7.5	830	6.0	730	5.2	410	3.7																			
5/8	-	1,190	8.8	1,000	7.5	790	6.0	700	0.0	390	3.7																			
-	16.0	1,150	8.6	995	7.5	795	6.2	695	5.4	495	3.8																			
-	18.0	1,050	8.8	880	7.5	705	6.0	615	5.2	440	3.7																			
-	20.0	955	8.9	795	7.5	635	5.9	555	5.2	395	3.7																			
-	23.0	830	8.9	690	7.5	540	5.9	480	5.2	270	3.7																			
-	24.0	795	8.7	660	7.1	530	5.8	460	5.0	330	3.6																			
-	25.0	760	8.3	635	6.7	505	5.5	445	4.9	315	3.4																			
-	26.0	730	7.9	610	6.3	480	5.2	420	4.6	240	3.1																			

1. Use a rigid and precise machine and holder.
2. When chattering occurs, reduce the speed and feed simultaneously,
3. Use a suitable cutting fluid with high smoke retardant.

ABOUT OSG

DRILLING

THREADING

MILLING

HOLDERS

INDEX





List 9140: MAX-HARD, Regular Length, 6 Flute

List 9144: MAX-HARD, Regular Length, 6 Flute, Corner Radius

Side Milling

Hardness	-		<40 HRC		40-45 HRC		45-55 HRC		55-60 HRC		60-65 HRC		65-70 HRC				
Work Material	Carbon Steels Cast Iron Mild Steels		Hardened Steels Pre-hardened Steels Alloy Steels		Tool Steels Hardened Steels		Hardened Steels Alloy Steels		Hardened Steels								
Cutting Speed	460 SFM		460 SFM		410 SFM		330 SFM		250 SFM		230 SFM		165 SFM				
Depth of Cut	Dia		aa		ar				aa=1.5D ar=0.05D arMax=1.0mm		aa=1.5D ar=0.03D arMax=0.5mm		aa=1.0D ar=0.02D arMax=0.5mm				
	D=1		1.5D		0.02D				D=2		1.5D		0.05D		D>2		1.5D
Mill Dia.	Speed RPM	Feed in/min	Speed RPM	Feed in/min	Speed RPM	Feed in/min	Speed RPM	Feed in/min	Speed RPM	Feed in/min	Speed RPM	Feed in/min	Speed RPM	Feed in/min			
1	20,000	31.5	20,000	31.5	20,000	31.5	20,000	31.5	20,000	22.0	20,000	18.9	16,000	13.4			
2	20,000	63.0	20,000	63.0	20,000	63.0	16,000	49.2	12,000	26.4	11,000	21.1	7,950	13.4			
3	15,000	70.9	15,000	70.9	13,500	63.0	10,500	49.2	7,950	26.4	7,450	21.1	5,300	13.4			
4	11,000	70.9	11,000	70.9	9,950	63.0	7,950	49.2	5,950	26.4	5,550	21.1	4,000	13.4			
5	8,900	70.9	8,900	70.9	7,950	63.0	6,350	49.2	4,750	26.4	4,450	21.1	3,200	13.4			
6	7,450	104.3	7,450	104.3	6,650	94.5	5,300	74.8	4,000	39.4	3,700	31.5	2,650	19.9			
8	5,550	104.3	5,550	104.3	4,950	94.5	4,000	74.8	3,000	39.4	2,800	31.5	2,000	19.9			
10	4,450	104.3	4,450	104.3	4,000	94.5	3,200	74.8	2,400	39.4	2,250	31.5	1,600	19.9			
12	3,700	104.3	3,700	104.3	3,300	94.5	2,650	74.8	2,000	39.4	1,850	31.5	1,350	19.9			

1. Use a rigid and precise machine and holder.
2. We suggest using an air blow or MQL (Mist).
3. When using low speed machines, use the maximum speed and adjust feedrate.
4. During heavy load operations such as corner processing, reduce the speed and feed.
5. The run out of the end mill should be within 10 microns (0.0004")

High Speed Light Milling

Hardness	-		<40 HRC		40-45 HRC		45-55 HRC		55-60 HRC		60-65 HRC		65-70 HRC	
Work Material	Carbon Steels Cast Iron Mild Steels		Hardened Steels Pre-hardened Steels Alloy Steels		Tool Steels Hardened Steels		Hardened Steels Alloy Steels		Hardened Steels					
Cutting Speed	1030 SFM		985 SFM		985 SFM		820 SFM		525 SFM		490 SFM		330 SFM	
Depth of Cut	aa=1.0D ar=0.05D arMax=0.8mm		aa=1.0D ar=0.05D arMax=0.5mm		aa=1.0D ar=0.03D arMax=0.5mm		aa=1.0D ar=0.02D arMax=0.2mm		aa=1.0D ar=0.01D arMax=0.2mm					
	Mill Dia.	Speed RPM	Feed in/min	Speed RPM	Feed in/min	Speed RPM	Feed in/min	Speed RPM	Feed in/min	Speed RPM	Feed in/min	Speed RPM	Feed in/min	
1	25000	31.5	25000	31.5	25000	39.4	25000	39.4	25000	31.5	25000	28.0	25000	22.0
2	25000	66.9	25000	67.3	25000	78.7	25000	78.7	25000	63.7	24000	53.1	16000	31.5
3	25000	105.7	25000	106.1	25000	116.9	25000	118.9	17000	65.0	16000	53.1	10500	31.5
4	25000	162.1	24000	153.5	24000	149.6	20000	126.0	12500	65.0	12000	53.1	7950	31.5
5	20500	173.2	19000	161.4	19000	149.6	16000	126.0	10000	65.0	9550	53.1	6350	31.5
6	17000	240.2	16000	226.4	16000	226.4	13500	189.0	8500	96.5	7950	78.7	5300	47.2
8	12500	240.2	12000	226.4	12000	226.4	9950	189.0	6350	96.5	5950	78.7	4000	47.2
10	10000	240.2	9550	226.4	9550	226.4	7950	189.0	5100	96.5	4800	78.7	3200	47.2
12	8500	240.2	7950	226.4	7950	226.4	6650	189.0	4250	96.5	4000	78.7	2650	47.2

1. Use a rigid and precise machine and holder.
2. We suggest using an air blow or MQL (Mist).
3. When using low speed machines, use the maximum speed and adjust feedrate.
4. During heavy load operations such as corner processing, reduce the speed and feed.
5. The run out of the end mill should be within 10 microns (0.0004")



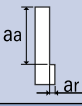
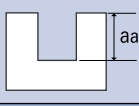


List 2100: 5 Flute, Square End

List 2106: 5 Flute, Corner Radius

List 2102: 5 Flute, Regular Length, Reduced Neck, Square End

List 2108: 5 Flute, Regular Length, Reduced Neck, Corner Radius

	Side Milling		Slotting	
Cutting Speed	200-265 SFM		100-165 SFM	
Depth of Cut	$a_a \leq 1.8D$ $a_r = 0.2D$ 		$a_a \leq 1D$ 	
Mill Dia.	Speed RPM	Feed in/min	Speed RPM	Feed in/min
1/2	1,800	31.9	1,030	10.2
5/8	1,435	25.5	825	8.2
3/4	1,200	25.7	700	8.3
1	900	19.7	515	6.0

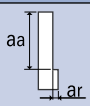
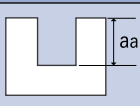
1. Use a rigid and precise machine and holder.
2. The above cutting conditions are to be used as general guidelines. Please adjust the speed, feed and cutting depth according to actual cutting conditions.
3. Water soluble coolant is highly recommended.





List 2104: 5 Flute, Regular Length, Reduced Neck, Square End

List 2110: 5 Flute, Regular Length, Reduced Neck, Corner Radius

	Side Milling		Slotting	
Cutting Speed	200-265 SFM		100-165 SFM	
Depth of Cut	$a_a \leq 1.8D$ $a_r = 0.2D$ 		$a_a \leq 1D$ 	
Mill Dia.	Speed RPM	Feed in/min	Speed RPM	Feed in/min
12	1,900	33.7	1,100	10.8
16	1,400	24.8	820	8.1
20	1,100	23.6	655	7.7
25	900	19.7	525	6.2

1. Use a rigid and precise machine and holder.
2. The above cutting conditions are to be used as general guidelines. Please adjust the speed, feed and cutting depth according to actual cutting conditions.
3. Water soluble coolant is highly recommended.

ABOUT OSG

DRILLING

THREADING

MILLING

HOLDERS

INDEX





List 2873: 3 Flute, Stub Length

Work Material	Aluminum Alloy						
Depth of Cut	<table border="1"> <tr> <td>a_a</td> <td>a_r</td> </tr> <tr> <td>0.4D</td> <td>1D</td> </tr> </table>		a_a	a_r	0.4D	1D	
a_a	a_r						
0.4D	1D						
Mill Dia.	Speed RPM	Feed in/min					
5/8	≤33000	≤790 IPM					
3/4	≤33000	≤1010 IPM					
1	≤33000	≤1280 IPM					

List 2973: 3 Flute, Stub Length

Work Material	Aluminum Alloy						
Depth of Cut	<table border="1"> <tr> <td>a_a</td> <td>a_r</td> </tr> <tr> <td>0.4D</td> <td>1D</td> </tr> </table>		a_a	a_r	0.4D	1D	
a_a	a_r						
0.4D	1D						
Mill Dia.	Speed RPM	Feed in/min					
20	≤33000	≤1010 IPM					
25	≤33000	≤1280 IPM					

List 2874: 3 Flute, Stub Length, Coolant-Through

Work Material	Aluminum Alloy						
Depth of Cut	<table border="1"> <tr> <td>a_a</td> <td>a_r</td> </tr> <tr> <td>0.4D</td> <td>1D</td> </tr> </table>		a_a	a_r	0.4D	1D	
a_a	a_r						
0.4D	1D						
Mill Dia.	Speed RPM	Feed in/min					
3/4	≤33000	≤1010 IPM					
1	≤33000	≤1280 IPM					





List 2974: 3 Flute, Stub Length, Coolant-Through

Work Material	Aluminum Alloy						
Depth of Cut	<table border="1"> <tr> <th>aa</th> <th>ar</th> </tr> <tr> <td>0.4D</td> <td>1D</td> </tr> </table>	aa	ar	0.4D	1D		
aa	ar						
0.4D	1D						
Mill Dia.	Speed RPM	Feed in/min					
20	≤33000	≤1010 IPM					
25	≤33000	≤1280 IPM					

List 2843: 3 Flute, Long Length

Work Material	Aluminum Alloy																	
Cutting Speed	3,280 SFM - 9,840 SFM																	
Depth of Cut	<table border="1"> <tr> <th>Dia</th> <th>aa</th> <th>ar</th> </tr> <tr> <td>1/2</td> <td>≤1.77</td> <td>≤0.006</td> </tr> <tr> <td>5/8</td> <td>≤1.77</td> <td>≤0.008</td> </tr> <tr> <td>3/4</td> <td>≤1.77</td> <td>≤0.012</td> </tr> <tr> <td>1</td> <td>≤1.77</td> <td>≤0.012</td> </tr> </table>	Dia	aa	ar	1/2	≤1.77	≤0.006	5/8	≤1.77	≤0.008	3/4	≤1.77	≤0.012	1	≤1.77	≤0.012		
Dia	aa	ar																
1/2	≤1.77	≤0.006																
5/8	≤1.77	≤0.008																
3/4	≤1.77	≤0.012																
1	≤1.77	≤0.012																
Mill Dia.	Speed RPM	Feed in/min																
1/2	≤14000	≤157 IPM																
5/8	≤14000	≤197 IPM																
3/4	≤14000	≤236 IPM																
1	≤14000	≤236 IPM																

List 2943: 3 Flute, Long Length

Work Material	Aluminum Alloy																	
Cutting Speed	3,280 SFM - 9,840 SFM																	
Depth of Cut	<table border="1"> <tr> <th>Dia</th> <th>aa</th> <th>ar</th> </tr> <tr> <td>12</td> <td>≤1.77</td> <td>≤0.006</td> </tr> <tr> <td>16</td> <td>≤1.77</td> <td>≤0.008</td> </tr> <tr> <td>20</td> <td>≤1.77</td> <td>≤0.012</td> </tr> <tr> <td>25</td> <td>≤1.77</td> <td>≤0.012</td> </tr> </table>	Dia	aa	ar	12	≤1.77	≤0.006	16	≤1.77	≤0.008	20	≤1.77	≤0.012	25	≤1.77	≤0.012		
Dia	aa	ar																
12	≤1.77	≤0.006																
16	≤1.77	≤0.008																
20	≤1.77	≤0.012																
25	≤1.77	≤0.012																
Mill Dia.	Speed RPM	Feed in/min																
12	≤14000	≤157 IPM																
16	≤14000	≤197 IPM																
20	≤14000	≤236 IPM																
25	≤14000	≤236 IPM																





List 2853: 3 Flute, Extra Long Length

Work Material	Aluminum Alloy					
Depth of Cut	<table border="1"> <tr> <td>aa</td> <td>ar</td> </tr> <tr> <td>≤ 3.74</td> <td>≤ 0.008</td> </tr> </table>	aa	ar	≤ 3.74	≤ 0.008	
aa	ar					
≤ 3.74	≤ 0.008					
Mill Dia.	Speed RPM	Feed in/min				
3/4	≤14000	≤236 IPM				

List 2953: 3 Flute, Extra Long Length

Work Material	Aluminum Alloy					
Depth of Cut	<table border="1"> <tr> <td>aa</td> <td>ar</td> </tr> <tr> <td>≤ 3.74</td> <td>≤ 0.008</td> </tr> </table>	aa	ar	≤ 3.74	≤ 0.008	
aa	ar					
≤ 3.74	≤ 0.008					
Mill Dia.	Speed RPM	Feed in/min				
20	≤14000	≤236 IPM				





List 2022: Regular Length - 2 Flute - Square & Corner Radius

List 2023: Regular Length - 2 Flute - Reduced Neck

List 2024: Long Length - 2 Flute - Reduced Neck

Slotting

Work Material	Aluminum Alloys A6061, A7075		Aluminum Alloy Casting Si<13%	
Cutting Speed	990 SFM		890 SFM	
Depth of Cut	<0.6D Depth of Cut			
Mill Dia.	Speed RPM	Feed in/min	Speed RPM	Feed in/min
1/8	25,000	100	25,000	100
3/16	20,300	160	18,300	145
1/4	15,200	170	13,700	150
3/8	10,100	160	9,100	145
7/16	8,700	175	7,800	160
1/2	7,600	190	6,800	170
5/8	6,100	170	5,500	150
3/4	5,100	160	4,600	145
1	3,800	150	3,400	135

1. Use a rigid and precise machine and holder.
2. Use a water soluble cutting fluid.
3. Please adjust the speed and feed when the cutting depth is large or when machines with low rigidity are used.

ABOUT OSG

DRILLING

THREADING

MILLING

HOLDERS

INDEX





List 2043: Regular Length - 3 Flute - Reduced Neck - Square & Corner Radius

List 2048: Regular Length - 3 Flute - Reduced Neck - Square & Corner Radius

Slotting


Work Material	Aluminum Alloys A6061, A7075		
Depth of Cut	<0.5D Depth of Cut		
Mill Dia.	Speed RPM	IPT	Feed in/min
1/8	25,000	0.0014	105.0
3/16	20,300	0.0028	170.5
1/4	15,200	0.0039	175.6
3/8	10,100	0.0056	169.7
7/16	8,700	0.0070	182.7
1/2	7,600	0.0088	199.5
5/8	6,100	0.0098	179.3
3/4	5,100	0.0112	171.4
1	3,800	0.0140	159.6





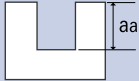
List 8120: Regular Length - 2 Flute

Side Milling

Work Material	Aluminum Alloys			Copper Alloys	
Cutting Speed	650 SFM			245 SFM	
Depth of Cut	$a_a=1.5D$ $a_r=0.1D$ 				
Mill Dia.	Speed RPM	Feed in/min	Speed RPM	Feed in/min	
1	25,000	6.8	23,500	8.7	
2	25,000	12.9	11,500	8.5	
3	21,000	27.6	7,950	9.8	
4	15,500	28.5	5,950	11.0	
5	12,500	29.9	4,750	11.6	
6	10,500	32.7	3,950	12.2	
8	7,950	35.0	2,950	13.8	
10	6,350	39.2	2,350	14.4	
12	5,300	41.3	1,950	15.4	
14	4,500	41.3	1,700	15.6	
16	3,950	41.3	1,450	15.4	
18	3,500	41.3	1,300	15.4	
20	3,150	41.3	1,150	15.2	

1. Use a rigid and precise machine and holder.
2. Use a water soluble cutting fluid.
3. Please adjust the speed and feed when the cutting depth is large or when machines with low rigidity are used.

Slotting

Work Material	Aluminum Alloys			Copper Alloys	
Cutting Speed	490 SFM			245 SFM	
Depth of Cut	$a_a=1D$ 				
Mill Dia.	Speed RPM	Feed in/min	Speed RPM	Feed in/min	
1	25,000	6.8	23,500	8.7	
2	23,500	12.2	11,500	8.5	
3	15,500	20.3	7,950	9.8	
4	11,500	21.3	5,950	11.0	
5	9,500	22.6	4,750	11.6	
6	7,950	24.8	3,950	12.2	
8	5,950	26.2	2,950	13.8	
10	4,750	29.3	2,350	14.4	
12	3,950	31.1	1,950	15.4	
14	3,400	31.3	1,700	15.6	
16	2,950	31.3	1,450	15.4	
18	2,650	31.3	1,300	15.4	
20	2,350	30.9	1,150	15.2	

1. Use a rigid and precise machine and holder.
2. Use a water soluble cutting fluid.
3. Please adjust the speed and feed when the cutting depth is large or when machines with low rigidity are used.





List 7020: Stub Length, 2 Flute

List 7120: Regular Length, 2 Flute

List 7010: Long Length, 2 Flute

List 7110: Ball End, Regular Length, 2 Flute

Standard

Work Material	Graphite	Green Ceramic Thermoset Plastic	Fiber Filler Plastics	Aluminum Alloys	Metal Matrix Composite (MMC, AlSiC)	Copper Alloys																			
Cutting Speed	160-300 SFM	80-140 SFM	130-800 SFM	160-800 SFM	100-750 SFM	328-649 SFM																			
Depth of Cut	<table border="1"> <thead> <tr> <th>Dia</th> <th>aa</th> <th>ar</th> </tr> </thead> <tbody> <tr> <td>D≤1/8</td> <td>0.02D</td> <td>0.05D</td> </tr> <tr> <td>D>1/8</td> <td>0.10D</td> <td>0.20D</td> </tr> </tbody> </table>			Dia	aa	ar	D≤1/8	0.02D	0.05D	D>1/8	0.10D	0.20D			<table border="1"> <thead> <tr> <th>Dia</th> <th>aa</th> <th>ar</th> </tr> </thead> <tbody> <tr> <td>D≤1/8</td> <td>0.5D</td> <td>0.05D</td> </tr> <tr> <td>D>1/8</td> <td>1D</td> <td>0.1D</td> </tr> </tbody> </table>		Dia	aa	ar	D≤1/8	0.5D	0.05D	D>1/8	1D	0.1D
	Dia	aa	ar																						
D≤1/8	0.02D	0.05D																							
D>1/8	0.10D	0.20D																							
Dia	aa	ar																							
D≤1/8	0.5D	0.05D																							
D>1/8	1D	0.1D																							
Mill Dia.	Speed RPM	Feed in/tooth	Speed RPM	Feed in/tooth	Speed RPM	Feed in/tooth	Speed RPM	Feed in/tooth	Speed RPM	Feed in/tooth	Speed RPM	Feed in/tooth													
1/32	25,000	0.0005-0.0010	13,450	0.0005-0.0010	25,000	0.0004-0.0008	25,000	0.0004-0.0008	25,000	0.0004-0.0008	25,000	0.0004-0.0008													
1/16	14,060	0.0010-0.0020	6,720	0.0010-0.0020	25,000	0.0010-0.0020	25,000	0.0010-0.0020	25,000	0.0010-0.0020	25,000	0.0010-0.0020													
3/32	9,370	0.0010-0.0020	4,480	0.0010-0.0020	19,560	0.0010-0.0020	19,560	0.0010-0.0020	17,320	0.0010-0.0020	19,890	0.0010-0.0020													
1/8	7,030	0.0010-0.0020	3,360	0.0010-0.0020	14,670	0.0010-0.0020	14,670	0.0010-0.0020	12,990	0.0010-0.0020	14,910	0.0010-0.0020													
3/16	4,690	0.0010-0.0020	2,240	0.0010-0.0020	9,780	0.0010-0.0020	9,780	0.0010-0.0020	8,660	0.0010-0.0020	9,940	0.0010-0.0020													
1/4	3,510	0.0020-0.0040	1,680	0.0020-0.0040	7,330	0.0015-0.0030	7,330	0.0015-0.0030	6,500	0.0015-0.0030	7,460	0.0015-0.0030													
5/16	2,810	0.0020-0.0040	1,350	0.0020-0.0040	5,870	0.0020-0.0040	5,870	0.0020-0.0040	5,200	0.0020-0.0040	5,960	0.0020-0.0040													
3/8	2,340	0.0030-0.0050	1,120	0.0030-0.0050	4,890	0.0030-0.0050	4,890	0.0030-0.0050	4,330	0.0030-0.0050	4,970	0.0030-0.0050													
1/2	1,760	0.0030-0.0050	840	0.0030-0.0050	3,670	0.0030-0.0050	3,670	0.0030-0.0050	3,250	0.0030-0.0050	3,730	0.0030-0.0050													

1. Please reduce speed and feed by 20% when L/D>3D.
2. Please reduce speed and feed by 30% when slotting > 0.5D.
3. Please reduce depth of cut if running at elevated speed and feed.





- List 7040:** Inch, Stub Length, 4 Flute
- List 7041:** Long Length, 4 Flute
- List 7042:** Stub Length, 4 Flute, Long Shank
- List 7072:** Inch, Stub Length, 4 Flute, Long Shank, Corner Radius
- List 7030:** Ball End, Regular Length, 4 Flute
- List 7031:** Ball End, Long Length, 4 Flute
- List 7032:** Inch, Ball End, Stub Length, 4 Flute, Long Shank
- List 7173:** Metric, Ball End, Stub Length, 4 Flute, Long Shank
- List 7132:** Metric, Stub Length, 4 Flute, Long Shank, Corner Radius
- List 7140:** Metric, Stub Length, 4 Flute

Standard

Work Material	Graphite		Green Ceramic Thermoset Plastic		Fiber Filler Plastics		Aluminum Alloys		Metal Matrix Composite (MMC, AISiC)		Copper Alloys																			
Cutting Speed	160-300 SFM		80-140 SFM		130-800 SFM		160-800 SFM		100-750 SFM		328-649 SFM																			
Depth of Cut	<table border="1"> <tr><th>Dia</th><th>aa</th><th>ar</th></tr> <tr><td>D≤1/8</td><td>0.02D</td><td>0.05D</td></tr> <tr><td>D>1/8</td><td>0.10D</td><td>0.20D</td></tr> </table>			Dia	aa	ar	D≤1/8	0.02D	0.05D	D>1/8	0.10D	0.20D				<table border="1"> <tr><th>Dia</th><th>aa</th><th>ar</th></tr> <tr><td>D≤1/8</td><td>0.5D</td><td>0.05D</td></tr> <tr><td>D>1/8</td><td>1D</td><td>0.1D</td></tr> </table>			Dia	aa	ar	D≤1/8	0.5D	0.05D	D>1/8	1D	0.1D			
	Dia	aa	ar																											
D≤1/8	0.02D	0.05D																												
D>1/8	0.10D	0.20D																												
Dia	aa	ar																												
D≤1/8	0.5D	0.05D																												
D>1/8	1D	0.1D																												
Mill Dia.	Speed RPM	Feed in/tooth	Speed RPM	Feed in/tooth	Speed RPM	Feed in/tooth	Speed RPM	Feed in/tooth	Speed RPM	Feed in/tooth	Speed RPM	Feed in/tooth																		
1/32	25,000	0.0005-0.0010	13,450	0.0005-0.0010	25,000	0.0004-0.0008	25,000	0.0004-0.0008	25,000	0.0004-0.0008	25,000	0.0004-0.0008																		
1/16	14,060	0.0010-0.0020	6,720	0.0010-0.0020	25,000	0.0010-0.0020	25,000	0.0010-0.0020	25,000	0.0010-0.0020	25,000	0.0010-0.0020																		
3/32	9,370	0.0010-0.0020	4,480	0.0010-0.0020	19,560	0.0010-0.0020	19,560	0.0010-0.0020	17,320	0.0010-0.0020	19,890	0.0010-0.0020																		
1/8	7,030	0.0010-0.0020	3,360	0.0010-0.0020	14,670	0.0010-0.0020	14,670	0.0010-0.0020	12,990	0.0010-0.0020	14,910	0.0010-0.0020																		
3/16	4,690	0.0010-0.0020	2,240	0.0010-0.0020	9,780	0.0010-0.0020	9,780	0.0010-0.0020	8,660	0.0010-0.0020	9,940	0.0010-0.0020																		
1/4	3,510	0.0020-0.0040	1,680	0.0020-0.0040	7,330	0.0015-0.0030	7,330	0.0015-0.0030	6,500	0.0015-0.0030	7,460	0.0015-0.0030																		
5/16	2,810	0.0020-0.0040	1,350	0.0020-0.0040	5,870	0.0020-0.0040	5,870	0.0020-0.0040	5,200	0.0020-0.0040	5,960	0.0020-0.0040																		
3/8	2,340	0.0030-0.0050	1,120	0.0030-0.0050	4,890	0.0030-0.0050	4,890	0.0030-0.0050	4,330	0.0030-0.0050	4,970	0.0030-0.0050																		
1/2	1,760	0.0030-0.0050	840	0.0030-0.0050	3,670	0.0030-0.0050	3,670	0.0030-0.0050	3,250	0.0030-0.0050	3,730	0.0030-0.0050																		

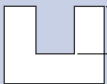

1. Please reduce speed and feed by 20% when L/D>3D.
2. Please reduce speed and feed by 30% when slotting > 0.5D.
3. Please reduce depth of cut if running at elevated speed and feed.





List 7440: DG-EML

Contouring

Work Material	Graphite			
	Slotting		Side Milling	
Cutting Speed	246 SFM		246 SFM	
Depth of Cut	 $Aa = 0.1D$		 $Aa = 1D$ $Ar = 0.1D$	
Mill Dia. Inch	Speed RPM	Feed in/min	Speed RPM	Feed in/min
1/32	25,000	100	25,000	142
3/64	20,000	66	20,000	95
1/16	15,000	50	15,000	71
3/32	10,000	33	10,000	47
1/8	7,520	25	7,520	35
3/16	5,010	16	5,010	24
1/4	3,860	12	3,860	18
3/8	2,500	8	2,500	12
1/2	1,880	6	1,880	9

Set the ramping angle to be approximately 3°.

1. Adjust the speed, the feed rate, and the depth of cut to suit your operating conditions, such as the milling shape, machine rigidity, tool holder rigidity, and work holding force.
2. If you are unable to reach the speed and feed rate indicated in the table above, lower the speed and feed rate using the same ratio.
3. If the workpiece gets chipped or if the operation requires a higher level of milling precision, lower the feed rate as necessary.
4. Depending on the shape, if the workpiece chatters, lower the speed and feed rate using the same ratio.
5. To mill graphite, use a dedicated milling machine. To prevent inhalation of dust, use a dust collector and a dust mask when working around graphite.
6. During milling, keep the runout at the tip of the end mill to be less than 0.0004 inches (0.01 mm).
7. If a cut involves the shaping of a corner during side milling, use the corner radius process of the program, or adjust the speed so that it will not cause chattering, and reduce the speed at the corner at the same time (approximately 40%).

ABOUT OSG

DRILLING

THREADING

MILLING

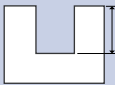

HOLDERS

INDEX



List 7441: DG-LN-EML

Contouring

Work Material	Graphite			
	Slotting		Side Milling	
Cutting Speed	123 SFM		123 SFM	
Depth of Cut	 $Aa = 0.1D$		 $Aa = 1D$ $Ar = 0.1D$	
Mill Dia. Inch	Speed RPM	Feed in/min	Speed RPM	Feed in/min
1/32	15,000	33	15,000	47
3/64	10,000	22	10,000	32
1/16	7,500	16	7,500	23
3/32	5,000	11	5,000	16
1/8	3,760	8	3,760	12
3/16	2,500	5	2,500	8
1/4	1,930	4	1,930	6

Set the ramping angle to be approximately 3°.

1. Adjust the speed, the feed rate, and the depth of cut to suit your operating conditions, such as the milling shape, machine rigidity, tool holder rigidity, and work holding force.
2. If you are unable to reach the speed and feed rate indicated in the table above, lower the speed and feed rate using the same ratio.
3. If the workpiece gets chipped or if the operation requires a higher level of milling precision, lower the feed rate as necessary.
4. Depending on the shape, if the workpiece chatters, lower the speed and feed rate using the same ratio.
5. To mill graphite, use a dedicated milling machine. To prevent inhalation of dust, use a dust collector and a dust mask when working around graphite.
6. During milling, keep the runout at the tip of the end mill to be less than 0.0004 inches (0.01 mm).
7. If a cut involves the shaping of a corner during side milling, use the corner radius process of the program, or adjust the speed so that it will not cause chattering, and reduce the speed at the corner at the same time (approximately 40%).



List VG441: 4 Flute

List VG434: 4 Flute - Corner Radius

List VG436: 4 Flute - Corner Chamfer

Side Milling

Hardness	<25 HRC		25-30 HRC		30-35 HRC		35-45 HRC		45-50 HRC		<40 HRC		<45 HRC	
Work Material	Mild Steels Carbon Steels Cast Iron		400 Stainless Steels Alloy Steels Tool Steels		300 Stainless Steels Hardened Steels Pre-hardened Steels		PH Stainless Steels Hardened Steels		Hardened Steels		Titanium Alloys		High Temp. Alloys Inconel Hastelloy	
Cutting Speed	400-500 SFM		300-400 SFM		200-350 SFM		200-250 SFM		175-225 SFM		150-250 SFM		100-135 SFM	
Depth of Cut	Aa=1.5D Ar=0.5D						Aa=1.5D Ar=0.5D		Aa=1.5D Ar=0.5D		Aa=1.5D Ar=0.5D		Aa=1.25D Ar=0.3D	
Mill Dia.	Speed RPM	Feed in/min	Speed RPM	Feed in/min	Speed RPM	Feed in/min	Speed RPM	Feed in/min	Speed RPM	Feed in/min	Speed RPM	Feed in/min	Speed RPM	Feed in/min
1/8	13,750	44.0	10,695	25.7	8,400	18.6	6,875	15.2	6,110	14.5	6,110	12.9	3,665	9.5
3/16	9,170	46.8	7,130	28.8	5,600	20.6	4,585	16.9	4,075	16.3	4,075	13.7	2,445	10.9
1/4	6,875	46.8	5,350	31.1	4,200	20.3	3,440	16.7	3,050	16.8	3,050	13.9	1,835	11.2
5/16	5,500	48.1	4,210	31.8	3,350	21.4	2,750	17.6	2,450	17.8	2,450	15.1	1,465	11.7
3/8	4,585	47.1	3,565	30.5	2,800	20.6	2,290	16.9	2,040	16.3	2,040	14.6	1,220	11.1
7/16	3,930	45.4	3,055	30.2	2,400	20.1	1,965	16.5	1,750	16.3	1,750	14.0	1,050	11.1
1/2	3,440	45.4	2,675	29.2	2,100	19.5	1,720	15.9	1,525	15.7	1,525	13.9	915	10.8
5/8	2,750	40.6	2,140	27.7	1,700	19.0	1,375	15.4	1,225	14.7	1,225	12.5	730	9.9
3/4	2,290	37.3	1,785	25.3	1,400	16.8	1,150	13.8	1,025	13.5	1,025	11.8	610	9.3
1	1,720	33.0	1,340	22.8	1,050	14.9	860	12.2	765	12.2	765	10.6	460	8.4

Slotting

Hardness	<25 HRC		25-30 HRC		30-35 HRC		35-45 HRC		45-50 HRC		< 40 HRC		< 45 HRC	
Work Material	Mild Steels Carbon Steels Cast Iron		400 Stainless Steels Alloy Steels Tool Steels		300 Stainless Steels Hardened Steels Pre-hardened Steels		PH Stainless Steels Hardened Steels		Hardened Steels		Titanium Alloys		High Temp. Alloys Inconel Hastelloy	
Cutting Speed	325-400 SFM		250-325 SFM		175-275 SFM		160-200 SFM		140-180 SFM		125-200 SFM		75-100 SFM	
Depth of Cut	Aa=1D						Aa=0.75D		Aa=0.75D		Aa=0.75D		Aa=0.25D	
Mill Dia.	Speed RPM	Feed in/min	Speed RPM	Feed in/min	Speed RPM	Feed in/min	Speed RPM	Feed in/min	Speed RPM	Feed in/min	Speed RPM	Feed in/min	Speed RPM	Feed in/min
1/8	11,240	35.8	8,860	21.3	6,900	15.4	5,500	10.7	4,890	11.6	5,050	10.6	2,750	7.3
3/16	7,495	38.5	5,910	23.9	4,600	17.5	3,670	11.5	3,260	12.8	3,350	11.5	1,835	8.1
1/4	5,620	37.9	4,430	25.5	3,450	17.2	2,750	12.2	2,445	14.0	2,550	11.8	1,375	8.1
5/16	4,500	39.4	3,545	26.8	2,750	18.3	2,200	12.9	1,955	14.2	2,000	11.8	1,100	9.0
3/8	3,750	38.2	2,955	25.5	2,300	17.5	1,835	12.2	1,630	12.8	1,700	11.6	915	8.3
7/16	3,210	37.1	2,530	24.7	1,950	16.7	1,575	11.8	1,395	12.8	1,450	11.8	785	8.3
1/2	2,810	37.2	2,215	24.2	1,700	16.1	1,375	11.5	1,225	12.8	1,300	12.1	690	8.1
5/8	2,250	33.1	1,775	22.5	1,400	15.9	1,100	11.0	975	11.6	1,000	10.0	550	7.6
3/4	1,875	31.1	1,480	20.9	1,150	14.4	920	10.0	815	10.5	850	9.4	460	6.9
1	1,405	26.7	1,110	18.7	875	12.6	685	8.6	610	9.8	650	9.0	345	6.5






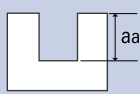
List VG446: 4 Flute - Reduced Neck

List VG464: 4 Flute - Extended Length

Side Milling

Hardness	<25 HRC		25-30 HRC		30-35 HRC		35-45 HRC		45-50 HRC		< 40 HRC		< 45 HRC	
Work Material	Mild Steels Carbon Steels Cast Iron		400 Stainless Steels Alloy Steels Tool Steels		300 Stainless Steels Hardened Steels Pre-hardened Steels		PH Stainless Steels Hardened Steels		Hardened Steels		Titanium Alloys		High Temp. Alloys Inconel Hastelloy	
Cutting Speed	400-500 SFM		300-400 SFM		200-350 SFM		200-250 SFM		175-225 SFM		150-250 SFM		100-135 SFM	
Depth of Cut	$Aa=1D$ $Ar=0.4D$ 						$Aa=0.75D$ $Ar=0.35D$		$Aa=0.75D$ $Ar=0.15D$		$Aa=0.75D$ $Ar=0.35D$		$Aa=0.75D$ $Ar=0.15D$	
Mill Dia.	Speed RPM	Feed in/min	Speed RPM	Feed in/min	Speed RPM	Feed in/min	Speed RPM	Feed in/min	Speed RPM	Feed in/min	Speed RPM	Feed in/min	Speed RPM	Feed in/min
1/4	6,875	46.8	5,350	31.1	4,200	20.3	3,440	16.7	3,050	16.8	3,050	13.9	1,835	11.2
3/8	4,585	47.1	3,565	30.5	2,800	20.6	2,290	16.9	2,040	16.3	2,040	14.6	1,220	11.1
1/2	3,440	45.4	2,675	29.2	2,100	19.5	1,720	15.9	1,525	15.7	1,525	13.9	915	10.8
5/8	2,750	40.6	2,140	27.7	1,700	19.0	1,375	15.4	1,225	14.7	1,225	12.5	730	9.9
3/4	2,290	37.3	1,785	25.3	1,400	16.8	1,150	13.8	1,025	13.5	1,025	11.8	610	9.3
1	1,720	33.0	1,340	22.8	1,050	14.9	860	12.2	765	12.2	765	10.6	460	8.4

Slotting

Hardness	<25 HRC		25-30 HRC		30-35 HRC		35-45 HRC		45-50 HRC		<40 HRC		<45 HRC	
Work Material	Mild Steels Carbon Steels Cast Iron		400 Stainless Steels Alloy Steels Tool Steels		300 Stainless Steels Hardened Steels Pre-hardened Steels		PH Stainless Steels Hardened Steels		Hardened Steels		Titanium Alloys		High Temp. Alloys Inconel Hastelloy	
Cutting Speed	325-400 SFM		250-325 SFM		175-275 SFM		160-200 SFM		140-180 SFM		125-200 SFM		75-100 SFM	
Depth of Cut	$Aa=0.6D$ 						$Aa=0.4D$		$Aa=0.25D$		$Aa=0.4D$		$Aa=0.15D$	
Mill Dia.	Speed RPM	Feed in/min	Speed RPM	Feed in/min	Speed RPM	Feed in/min	Speed RPM	Feed in/min	Speed RPM	Feed in/min	Speed RPM	Feed in/min	Speed RPM	Feed in/min
1/4	5,620	37.9	4,430	25.5	3,450	17.2	2,750	12.2	2,445	14.0	2,550	11.8	1,375	8.1
3/8	3,750	38.2	2,955	25.5	2,300	17.5	1,835	12.2	1,630	12.8	1,700	11.6	915	8.3
1/2	2,810	37.2	2,215	24.2	1,700	16.1	1,375	11.5	1,225	12.8	1,300	12.1	690	8.1
5/8	2,250	33.1	1,775	22.5	1,400	15.9	1,100	11.0	975	11.6	1,000	10.0	550	7.6
3/4	1,875	31.1	1,480	20.9	1,150	14.4	920	10.0	815	10.5	850	9.4	460	6.9
1	1,405	26.7	1,110	18.7	875	12.6	685	8.6	610	9.8	650	9.0	345	6.5





List VGM3-AL: 3 Flute

Side Milling

Work Material	Aluminum Alloy A6061, A7075		Aluminum Alloy Casting		Copper Alloy C1100	
Cutting	600 - 1,700 SFM		600 - 1,700 SFM		400 - 1,200 SFM	
Depth of Cut	Aa = 1.5xD Ar = 0.2xD				Aa = 1.5xD Ar = 0.1xD	
Mill Dia.	Speed RPM	Feed IPM	Speed RPM	Feed IPM	Speed RPM	Feed IPM
1/8	25,000	112.5	25,000	112.5	24,500	73.5
3/16	23,500	158.6	23,500	158.6	16,300	73.4
1/4	17,600	158.4	17,600	158.4	12,300	73.8
5/16	14,100	158.6	14,100	158.6	9,800	73.5
3/8	11,800	159.3	11,800	159.3	8,200	73.8
7/16	10,100	159.1	10,100	159.1	7,000	73.5
1/2	8,800	158.4	8,800	158.4	6,200	74.4
5/8	7,100	159.8	7,100	159.8	4,900	73.5
3/4	5,900	159.3	5,900	159.3	4,100	73.8
1	4,400	158.4	4,400	158.4	3,100	74.4

1. Use a rigid and precise machine and holder.
2. The indicated speeds and feeds are for milling with water-soluble coolant.
3. Please adjust the speed and feed when the cutting depth is large or when machines with low rigidity are used.
4. Reduce speed and feed as well as depth of cut when high precision is required.
5. Always use the appropriate cutting fluid recommended by the cutting fluid manufacturer in the machining of magnesium alloys.
6. Be cautious with the cutting chips as they are highly flammable and may pose a serious fire risk if not properly handled.

Slotting

Work Material	Aluminum Alloy A6061, A7075		Aluminum Alloy Casting		Copper Alloy C1100	
Cutting	400 - 1,300 SFM		400 - 1,300 SFM		240 - 800 SFM	
Depth of Cut	Aa = 1xD				Aa = 0.5xD	
Mill Dia.	Speed RPM	Feed IPM	Speed RPM	Feed IPM	Speed RPM	Feed IPM
1/8	25,000	93.8	25,000	93.8	15,900	47.7
3/16	17,300	97.3	17,300	97.3	10,600	47.7
1/4	13,000	97.5	13,000	97.5	8,000	48.0
5/16	10,400	97.5	10,400	97.5	6,400	48.0
3/8	8,700	97.9	8,700	97.9	5,300	47.7
7/16	7,500	98.4	7,500	98.4	4,600	48.3
1/2	6,500	97.5	6,500	97.5	4,000	48.0
5/8	5,200	97.5	5,200	97.5	3,200	48.0
3/4	4,400	99.0	4,400	99.0	2,700	48.6
1	3,300	99.0	3,300	99.0	2,000	48.0

1. Use a rigid and precise machine and holder.
2. The indicated speeds and feeds are for milling with water-soluble coolant.
3. Please adjust the speed and feed when the cutting depth is large or when machines with low rigidity are used.
4. Reduce speed and feed as well as depth of cut when high precision is required.
5. Always use the appropriate cutting fluid recommended by the cutting fluid manufacturer in the machining of magnesium alloys.
6. Be cautious with the cutting chips as they are highly flammable and may pose a serious fire risk if not properly handled.

Plunging

Work Material	Aluminum Alloy A6061, A7075		Aluminum Alloy Casting		Copper Alloy C1100	
Cutting	350 SFM		350 SFM		200 SFM	
Depth of Cut	Aa = 1xD				Aa = 0.5xD	
Mill Dia.	Speed RPM	Feed IPM	Speed RPM	Feed IPM	Speed RPM	Feed IPM
1/8	10,700	12.0	10,700	12.0	6,200	4.7
3/16	7,200	12.2	7,200	12.2	4,100	4.6
1/4	5,400	12.2	5,400	12.2	3,100	4.7
5/16	4,300	12.1	4,300	12.1	2,500	4.7
3/8	3,600	12.2	3,600	12.2	2,100	4.7
7/16	3,100	12.2	3,100	12.2	1,800	4.7
1/2	2,700	12.2	2,700	12.2	1,600	4.8
5/8	2,200	12.4	2,200	12.4	1,300	4.9
3/4	1,800	12.2	1,800	12.2	1,100	5.0
1	1,400	12.6	1,400	12.6	800	4.8

1. Use a rigid and precise machine and holder.
2. The indicated speeds and feeds are for milling with water-soluble coolant.
3. Please adjust the speed and feed when the cutting depth is large or when machines with low rigidity are used.
4. Reduce speed and feed as well as depth of cut when high precision is required.
5. Always use the appropriate cutting fluid recommended by the cutting fluid manufacturer in the machining of magnesium alloys.
6. Be cautious with the cutting chips as they are highly flammable and may pose a serious fire risk if not properly handled.

ABOUT OSG

DRILLING

THREADING

MILLING

HOLDERS

INDEX





List VGM5: 5 Flute

Side Milling

Hardness	-		Up to 30 HRC		-		-		-		-		-		35 HRC	
Work Material	Mild Steels Carbon Steels Cast Iron		Tool Steel Alloy Steel		Stainless Steel 304		Titanium Alloy Ti-6AL-4V		Inconel 718		Inconel 625		Cast Iron		Hardened Steel	
Cutting	350-650 SFM		350-650 SFM		200-350 SFM		200-350 SFM		100-200 SFM		150-250 SFM		350-750 SFM		200-350 SFM	
Depth of Cut	Aa = up to Max LOC, Ar = 0.3xD						Aa = up to Max LOC, Ar = 0.2xD		Aa = up to Max LOC, Ar = 0.1xD				Aa = up to Max LOC, Ar = 0.3xD		Aa = up to Max LOC, Ar = 0.15xD	
Mill Dia.	Speed RPM	Feed IPM	Speed RPM	Feed IPM	Speed RPM	Feed IPM	Speed RPM	Feed IPM	Speed RPM	Feed IPM	Speed RPM	Feed IPM	Speed RPM	Feed IPM	Speed RPM	Feed IPM
Inch																
1/8	16,794	84.0	16,794	84.0	7,634	38.2	7,634	38.2	4,580	22.9	6,107	30.5	16,794	84.0	7,634	38.2
5/32	13,435	86.1	13,435	86.1	6,107	39.1	6,107	39.1	3,664	18.3	4,885	24.4	13,435	86.1	6,107	39.1
3/16	11,196	88.2	11,196	88.2	5,089	40.1	5,089	40.1	3,053	22.9	4,071	30.5	11,196	88.2	5,089	40.1
7/32	9,597	90.3	9,597	90.3	4,362	41.0	4,362	41.0	2,617	19.6	3,490	26.2	9,597	90.3	4,362	41.0
1/4	8,397	92.4	8,397	92.4	3,817	42.0	3,817	42.0	2,290	22.9	3,053	30.5	8,397	92.4	3,817	42.0
9/32	7,464	94.5	7,464	94.5	3,393	42.9	3,393	42.9	2,036	20.4	2,714	27.1	7,464	94.5	3,393	42.9
5/16	6,718	96.6	6,718	96.6	3,053	43.9	3,053	43.9	1,832	18.3	2,443	24.4	6,718	96.6	3,053	43.9
3/8	5,598	98.0	5,598	98.0	2,545	44.5	2,545	44.5	1,527	19.1	2,036	25.4	5,598	98.0	2,545	44.5
1/2	4,198	88.2	4,198	88.2	1,908	40.1	1,908	40.1	1,145	14.3	1,527	19.1	4,198	88.2	1,908	40.1
5/8	3,359	70.5	3,359	70.5	1,527	32.1	1,527	32.1	916	11.5	1,221	15.3	3,359	70.5	1,527	32.1
3/4	2,799	61.6	2,799	61.6	1,272	28.0	1,272	28.0	763	9.5	1,018	12.7	2,799	61.6	1,272	28.0
1	2,099	46.2	2,099	46.2	954	21.0	954	21.0	573	8.6	763	11.5	2,099	46.2	954	21.0

- The above milling condition is a guideline for L/D ratio 1.25 and 1.5.
- Use a rigid and precise machine and holder.
- The rotational speed is calculated by the median of the recommended cutting speed.
Adjustments may be necessary depending on the rigidity of the workpiece, fixture, and machine.
- Please use a suitable fluid with high smoke retardant properties.
- During dry (no fluid) milling, please use air blow to remove chips from the milling area and to eliminate chip packing.
- Please use water-soluble coolant when machining stainless steel and titanium alloy.
- Reduce speed and feed as well as depth of cut when high precision is required.

Speed & Feed Reduction Chart by L/D Ratio

Hardness	-		Up to 30 HRC		-		-		-		-		-		35 HRC	
Work Material	Mild Steels Carbon Steels Cast Iron		Tool Steel Alloy Steel		Stainless Steel 304		Titanium Alloy Ti-6AL-4V		Inconel 718		Inconel 625		Cast Iron		Hardened Steel	
L/D Ratio	Speed RPM	Feed IPM	Speed RPM	Feed IPM	Speed RPM	Feed IPM	Speed RPM	Feed IPM	Speed RPM	Feed IPM	Speed RPM	Feed IPM	Speed RPM	Feed IPM	Speed RPM	Feed IPM
2	100%	100%	100%	100%	100%	100%	100%	100%	100%	100%	100%	100%	100%	100%	100%	100%
2.5	100%	100%	100%	100%	100%	100%	100%	100%	100%	100%	100%	100%	100%	100%	100%	100%
3	80%	80%	80%	80%	80%	80%	80%	80%	80%	80%	80%	80%	80%	80%	80%	80%
4	60%	60%	60%	60%	60%	60%	60%	60%	60%	60%	60%	60%	60%	60%	60%	60%
5	50%	50%	50%	50%	50%	50%	50%	50%	50%	50%	50%	50%	50%	50%	50%	50%
6	40%	40%	40%	40%	40%	40%	40%	40%	40%	40%	40%	40%	40%	40%	40%	40%

Aa & Ar Adjustment Chart by L/D Ratio

Hardness	-		Up to 30 HRC		-		-		-		-		-		35 HRC				
Work Material	Mild Steels Carbon Steels Cast Iron		Tool Steel Alloy Steel		Stainless Steel 304		Titanium Alloy Ti-6AL-4V		Inconel 718		Inconel 625		Cast Iron		Hardened Steel				
L/D Ratio	Aa	Ar	Aa	Ar	Aa	Ar	Aa	Ar	Aa	Ar	Aa	Ar	Aa	Ar	Aa	Ar			
2		0.2 x D		0.2 x D		0.2 x D		0.15 x D		0.08 x D		0.08 x D		0.2 x D		0.1 x D			
2.5		0.2 x D		0.2 x D		0.2 x D		0.15 x D		0.08 x D		0.08 x D		0.2 x D		0.1 x D			
3	Up to Max. LOC	0.15 x D	Up to Max. LOC	0.15 x D	Up to Max. LOC	0.15 x D	Up to Max. LOC	0.1 x D	Up to Max. LOC	0.05 x D	Up to Max. LOC	0.05 x D	Up to Max. LOC	0.15 x D	Up to Max. LOC	0.05 x D			
4		0.1 x D		0.1 x D		0.05 x D		0.03 x D		0.1 x D		0.03 x D							
5		0.1 x D		0.1 x D		0.05 x D		0.03 x D		0.1 x D		0.03 x D							
6		0.05 x D		0.05 x D		0.05 x D		0.03 x D		0.05 x D		0.02 x D		0.03 x D		0.03 x D	0.02 x D	0.05 x D	0.02 x D





HY-PRO® CARB VGM5-LN

High Performance Variable Geometry End Mills

List VGM5-LN: 5 Flute, Long Neck

Side Milling

Hardness	-		Up to 30 HRC		-		-		-		-		-		35 HRC	
Work Material	Mild Steels Carbon Steels Cast Iron		Tool Steel Alloy Steel		Stainless Steel 304		Titanium Alloy Ti-6AL-4V		Inconel 718		Inconel 625		Cast Iron		Hardened Steel	
Cutting	350-650 SFM		350-650 SFM		200-350 SFM		200-350 SFM		100-200 SFM		150-250 SFM		350-750 SFM		200-350 SFM	
Depth of Cut	Aa = up to Max LOC, Ar= 0.3xD						Aa = up to Max LOC, Ar= 0.2xD		Aa = up to Max LOC, Ar= 0.1xD				Aa = up to Max LOC, Ar= 0.3xD		Aa = up to Max LOC, Ar= 0.15xD	
Mill Dia. Inch	Speed RPM	Feed IPM	Speed RPM	Feed IPM	Speed RPM	Feed IPM	Speed RPM	Feed IPM	Speed RPM	Feed IPM	Speed RPM	Feed IPM	Speed RPM	Feed IPM	Speed RPM	Feed IPM
1/8	16,794	84.0	16,794	84.0	7,634	38.2	7,634	38.2	4,580	22.9	6,107	30.5	16,794	84.0	7,634	38.2
3/16	11,196	88.2	11,196	88.2	5,089	40.1	5,089	40.1	3,053	22.9	4,071	30.5	11,196	88.2	5,089	40.1
1/4	8,397	92.4	8,397	92.4	3,817	42.0	3,817	42.0	2,290	22.9	3,053	30.5	8,397	92.4	3,817	42.0
3/8	5,598	98.0	5,598	98.0	2,545	44.5	2,545	44.5	1,527	19.1	2,036	25.4	5,598	98.0	2,545	44.5
1/2	4,198	88.2	4,198	88.2	1,908	40.1	1,908	40.1	1,145	14.3	1,527	19.1	4,198	88.2	1,908	40.1
5/8	3,359	70.5	3,359	70.5	1,527	32.1	1,527	32.1	906	11.5	1,221	15.3	3,359	70.5	1,527	32.1
3/4	2,799	61.6	2,799	61.6	1,272	28.0	1,272	28.0	763	9.5	1,018	12.7	2,799	61.6	1,272	28.0
1	2,099	46.2	2,099	46.2	954	21.0	954	21.0	573	8.6	763	11.5	2,099	46.2	954	21.0

- The above milling condition is a guideline for L/D ratio 3.
- Use a rigid and precise machine and holder.
- The rotational speed is calculated by the median of the recommended cutting speed.
Adjustments may be necessary depending on the rigidity or the workpiece, fixture, and machine.
- Please use a suitable fluid with high smoke retardant properties.
- During dry (no fluid) milling, please use air blow to remove chips from the milling area and to eliminate chip packing.
- Please use water-soluble coolant when machining stainless steel and titanium alloy.
- Reduce speed and feed as well as depth of cut when high precision is required.

Speed & Feed Reduction Chart by L/D Ratio

Hardness	-		Up to 30 HRC		-		-		-		-		-		35 HRC	
Work Material	Mild Steels Carbon Steels Cast Iron		Tool Steel Alloy Steel		Stainless Steel 304		Titanium Alloy Ti-6AL-4V		Inconel 718		Inconel 625		Cast Iron		Hardened Steel	
L/D Ratio	Speed RPM	Feed IPM	Speed RPM	Feed IPM	Speed RPM	Feed IPM	Speed RPM	Feed IPM	Speed RPM	Feed IPM	Speed RPM	Feed IPM	Speed RPM	Feed IPM	Speed RPM	Feed IPM
4	75%	75%	75%	75%	75%	75%	75%	75%	75%	75%	75%	75%	75%	75%	75%	75%
5	60%	60%	60%	60%	60%	60%	60%	60%	60%	60%	60%	60%	60%	60%	60%	60%
6	50%	50%	50%	50%	50%	50%	50%	50%	50%	50%	50%	50%	50%	50%	50%	50%
7	45%	45%	45%	45%	45%	45%	45%	45%	45%	45%	45%	45%	45%	45%	45%	45%
8	40%	40%	40%	40%	40%	40%	40%	40%	40%	40%	40%	40%	40%	40%	40%	40%
9	35%	35%	35%	35%	35%	35%	35%	35%	35%	35%	35%	35%	35%	35%	35%	35%
10	30%	30%	30%	30%	30%	30%	30%	30%	30%	30%	30%	30%	30%	30%	30%	30%

Aa & Ar Adjustment Chart by L/D Ratio

Hardness	-		Up to 30 HRC		-		-		-		-		-		35 HRC	
Work Material	Mild Steels Carbon Steels Cast Iron		Tool Steel Alloy Steel		Stainless Steel 304		Titanium Alloy Ti-6AL-4V		Inconel 718		Inconel 625		Cast Iron		Hardened Steel	
L/D Ratio	Aa	Ar	Aa	Ar	Aa	Ar	Aa	Ar	Aa	Ar	Aa	Ar	Aa	Ar	Aa	Ar
4	1 x D		1 x D		1 x D		1 x D		1 x D		1 x D		1 x D		1 x D	
5	0.75 x D		0.75 x D		0.75 x D		0.75 x D		0.75 x D		0.75 x D		0.75 x D		0.75 x D	
6	0.6 x D		0.6 x D		0.6 x D		0.6 x D		0.6 x D		0.6 x D		0.6 x D		0.6 x D	
7	0.5 x D	0.3 x D	0.5 x D	0.3 x D	0.5 x D	0.3 x D	0.5 x D	0.2 x D	0.5 x D	0.1 x D	0.5 x D	0.1 x D	0.5 x D	0.3 x D	0.5 x D	0.15 x D
8	0.4 x D		0.4 x D		0.4 x D		0.4 x D		0.4 x D		0.4 x D		0.4 x D		0.4 x D	
9	0.2 x D		0.2 x D		0.2 x D		0.2 x D		0.2 x D		0.2 x D		0.2 x D		0.2 x D	
10	0.2 x D		0.2 x D		0.2 x D		0.2 x D		0.2 x D		0.2 x D		0.2 x D		0.2 x D	

ABOUT OSG

DRILLING

THREADING

MILLING

HOLDERS

INDEX





List VGM6: 6 Flute

Side Milling

Hardness	-		Up to 30 HRC		-		-		-		-		-		35 HRC	
Work Material	Mild Steels Carbon Steels Cast Iron		Tool Steel Alloy Steel		Stainless Steel 304		Titanium Alloy Ti-6AL-4V		Inconel 718		Inconel 625		Cast Iron		Hardened Steel	
Cutting	350-550 SFM		350-550 SFM		150-350 SFM		150-350 SFM		100-200 SFM		150-250 SFM		350-650SFM		150-350 SFM	
Depth of Cut	Aa = up to Max LOC, Ar= 0.2xD				Aa = up to Max LOC, Ar= 0.15xD				Aa = up to Max LOC, Ar= 0.08xD				Aa = up to Max LOC, Ar= 0.2xD		Aa = up to Max LOC, Ar= 0.1xD	
Mill Dia.	Speed	Feed	Speed	Feed	Speed	Feed	Speed	Feed	Speed	Feed	Speed	Feed	Speed	Feed	Speed	Feed
Inch	RPM	IPM	RPM	IPM	RPM	IPM	RPM	IPM	RPM	IPM	RPM	IPM	RPM	IPM	RPM	IPM
1/4	6,870	90.7	6,870	90.7	3,817	50.4	3,817	50.4	2,290	27.5	3,053	36.6	7,634	100.8	3,817	50.4
5/16	5,496	98.9	5,496	98.9	3,053	55.0	3,053	55.0	1,832	22.0	2,443	29.3	6,107	109.9	3,053	55.0
3/8	4,580	96.2	4,580	96.2	2,545	53.4	2,545	53.4	1,527	22.9	2,036	30.5	5,089	106.9	2,545	53.4
1/2	3,435	86.6	3,435	86.6	1,908	48.1	1,908	48.1	1,145	17.2	1,527	22.9	3,817	96.2	1,908	48.1
5/8	2,748	69.3	2,748	69.3	1,527	38.5	1,527	38.5	916	13.7	1,221	18.3	3,053	76.9	1,527	38.5
3/4	2,290	60.5	2,290	60.5	1,272	33.6	1,272	33.6	763	11.5	1,018	15.3	2,545	67.2	1,272	33.6
1	1,718	45.3	1,718	45.3	954	25.2	954	25.2	573	10.3	763	13.7	1,908	50.4	954	25.2

- The above milling condition is a guideline for L/D ratio 1.25 and 1.5.
- Use a rigid and precise machine and holder.
- The rotational speed is calculated by the median of the recommended cutting speed.
Adjustments may be necessary depending on the rigidity of the workpiece, fixture, and machine.
- Please use a suitable fluid with high smoke retardant properties.
- During dry (no fluid) milling, please use air blow to remove chips from the milling area and to eliminate chip packing.
- Please use water-soluble coolant when machining stainless steel and titanium alloy.
- Reduce speed and feed as well as depth of cut when high precision is required.

Speed & Feed Reduction Chart by L/D Ratio

Hardness	-		Up to 30 HRC		-		-		-		-		-		35 HRC	
Work Material	Mild Steels Carbon Steels Cast Iron		Tool Steel Alloy Steel		Stainless Steel 304		Titanium Alloy Ti-6AL-4V		Inconel 718		Inconel 625		Cast Iron		Hardened Steel	
L/D Ratio	Speed	Feed	Speed	Feed	Speed	Feed	Speed	Feed	Speed	Feed	Speed	Feed	Speed	Feed	Speed	Feed
	RPM	IPM	RPM	IPM	RPM	IPM	RPM	IPM	RPM	IPM	RPM	IPM	RPM	IPM	RPM	IPM
2	100%	100%	100%	100%	100%	100%	100%	100%	100%	100%	100%	100%	100%	100%	100%	100%
2.5	100%	100%	100%	100%	100%	100%	100%	100%	100%	100%	100%	100%	100%	100%	100%	100%
3	80%	80%	80%	80%	80%	80%	80%	80%	80%	80%	80%	80%	80%	80%	80%	80%
4	60%	60%	60%	60%	60%	60%	60%	60%	60%	60%	60%	60%	60%	60%	60%	60%
5	50%	50%	50%	50%	50%	50%	50%	50%	50%	50%	50%	50%	50%	50%	50%	50%
6	40%	40%	40%	40%	40%	40%	40%	40%	40%	40%	40%	40%	40%	40%	40%	40%

Aa & Ar Adjustment Chart by L/D Ratio

Hardness	-		Up to 30 HRC		-		-		-		-		-		35 HRC	
Work Material	Mild Steels Carbon Steels Cast Iron		Tool Steel Alloy Steel		Stainless Steel 304		Titanium Alloy Ti-6AL-4V		Inconel 718		Inconel 625		Cast Iron		Hardened Steel	
L/D Ratio	Aa	Ar	Aa	Ar	Aa	Ar	Aa	Ar	Aa	Ar	Aa	Ar	Aa	Ar	Aa	Ar
2		0.15 x D		0.15 x D		0.1 x D		0.1 x D		0.05 x D		0.05 x D		0.15 x D		0.08 x D
2.5		0.15 x D		0.15 x D		0.1 x D		0.1 x D		0.05 x D		0.05 x D		0.15 x D		0.08 x D
3	Up to Max. LOC	0.1 x D	Up to Max. LOC	0.1 x D	Up to Max. LOC	0.08 x D	Up to Max. LOC	0.08 x D	Up to Max. LOC	0.03 x D	Up to Max. LOC	0.03 x D	Up to Max. LOC	0.1 x D	Up to Max. LOC	0.05 x D
4		0.08 x D		0.08 x D		0.05 x D		0.05 x D		0.02 x D		0.02 x D		0.08 x D		0.03 x D
5		0.08 x D		0.08 x D		0.05 x D		0.05 x D		0.02 x D		0.02 x D		0.08 x D		0.03 x D
6		0.05 x D		0.05 x D		0.03 x D		0.03 x D		0.01 x D		0.01 x D		0.05 x D		0.02 x D





List VGM7: 7 Flute

Side Milling

Hardness	-		Up to 30 HRC		-		-		-		-		-		35 HRC	
Work Material	Mild Steels Carbon Steels Cast Iron		Tool Steel Alloy Steel		Stainless Steel 304		Titanium Alloy Ti-6AL-4V		Inconel 718		Inconel 625		Cast Iron		Hardened Steel	
Cutting	350-500 SFM		350-500 SFM		150-350 SFM		150-350 SFM		100-200 SFM		150-250 SFM		350-600SFM		150-350 SFM	
Depth of Cut	Aa = up to Max LOC, Ar= 0.15xD				Aa = up to Max LOC, Ar= 0.1xD				Aa = up to Max LOC, Ar= 0.05xD				Aa = up to Max LOC, Ar= 0.15xD		Aa = up to Max LOC, Ar= 0.08xD	
Mill Dia. Inch	Speed RPM	Feed IPM	Speed RPM	Feed IPM	Speed RPM	Feed IPM	Speed RPM	Feed IPM	Speed RPM	Feed IPM	Speed RPM	Feed IPM	Speed RPM	Feed IPM	Speed RPM	Feed IPM
1/4	6,870	105.8	6,870	105.8	3,817	58.8	3,817	58.8	2,290	37.4	3,053	42.7	7,634	117.6	3,817	58.8
5/16	5,496	115.4	5,496	115.4	3,053	64.1	3,053	64.1	1,832	29.9	2,443	34.2	6,107	128.2	3,053	64.1
3/8	4,580	112.2	4,580	112.2	2,545	62.3	2,545	62.3	1,527	31.2	2,036	35.6	5,089	124.7	2,545	62.3
1/2	3,435	101.0	3,435	101.0	1,908	56.1	1,908	56.1	1,145	23.4	1,527	26.7	3,817	112.2	1,908	56.1
5/8	2,748	80.8	2,748	80.8	1,527	44.9	1,527	44.9	916	18.7	1,221	21.4	3,053	89.8	1,527	44.9
3/4	2,290	70.5	2,290	70.5	1,272	39.2	1,272	39.2	763	15.6	1,018	17.8	2,545	78.4	1,272	39.2
1	1,718	52.9	1,718	52.9	954	29.4	954	29.4	573	14.0	763	16.0	1,908	58.8	954	29.4

1. The above milling condition is a guideline for L/D ratio 1.25 and 1.5.
2. Use a rigid and precise machine and holder.
3. The rotational speed is calculated by the median of the recommended cutting speed. Adjustments may be necessary depending on the rigidity or the workpiece, fixture, and machine.
4. Please use a suitable fluid with high smoke retardant properties.
5. During dry (no fluid) milling, please use air blow to remove chips from the milling area and to eliminate chip packing.
6. Please use water-soluble coolant when machining stainless steel and titanium alloy.
7. Reduce speed and feed as well as depth of cut when high precision is required.

Speed & Feed Reduction Chart by L/D Ratio

Hardness	-		Up to 30 HRC		-		-		-		-		-		35 HRC	
Work Material	Mild Steels Carbon Steels Cast Iron		Tool Steel Alloy Steel		Stainless Steel 304		Titanium Alloy Ti-6AL-4V		Inconel 718		Inconel 625		Cast Iron		Hardened Steel	
L/D Ratio	Speed RPM	Feed IPM	Speed RPM	Feed IPM	Speed RPM	Feed IPM	Speed RPM	Feed IPM	Speed RPM	Feed IPM	Speed RPM	Feed IPM	Speed RPM	Feed IPM	Speed RPM	Feed IPM
2	100%	100%	100%	100%	100%	100%	100%	100%	100%	100%	100%	100%	100%	100%	100%	100%
2.5	100%	100%	100%	100%	100%	100%	100%	100%	100%	100%	100%	100%	100%	100%	100%	100%
3	80%	80%	80%	80%	80%	80%	80%	80%	80%	80%	80%	80%	80%	80%	80%	80%
4	60%	60%	60%	60%	60%	60%	60%	60%	60%	60%	60%	60%	60%	60%	60%	60%
5	50%	50%	50%	50%	50%	50%	50%	50%	50%	50%	50%	50%	50%	50%	50%	50%
6	40%	40%	40%	40%	40%	40%	40%	40%	40%	40%	40%	40%	40%	40%	40%	40%

Aa & Ar Adjustment Chart by L/D Ratio

Hardness	-		Up to 30 HRC		-		-		-		-		-		35 HRC	
Work Material	Mild Steels Carbon Steels Cast Iron		Tool Steel Alloy Steel		Stainless Steel 304		Titanium Alloy Ti-6AL-4V		Inconel 718		Inconel 625		Cast Iron		Hardened Steel	
L/D Ratio	Aa	Ar	Aa	Ar	Aa	Ar	Aa	Ar	Aa	Ar	Aa	Ar	Aa	Ar	Aa	Ar
2		0.1 x D		0.1 x D		0.08 x D		0.08 x D		0.03 x D		0.03 x D		0.1 x D		0.05 x D
2.5		0.1 x D		0.1 x D		0.08 x D		0.08 x D		0.03 x D		0.03 x D		0.1 x D		0.05 x D
3	Up to Max. LOC	0.07x D	Up to Max. LOC	0.07x D	Up to Max. LOC	0.05x D	Up to Max. LOC	0.05x D	Up to Max. LOC	0.02 x D	Up to Max. LOC	0.02 x D	Up to Max. LOC	0.07x D	Up to Max. LOC	0.03x D
4		0.05x D		0.05x D		0.03x D		0.03x D		0.02 x D		0.02 x D		0.05x D		0.02x D
5		0.05x D		0.05x D		0.03x D		0.03x D		0.02 x D		0.02 x D		0.05x D		0.02x D
6		0.03 x D		0.03 x D		0.02x D		0.02x D		0.01x D		0.01x D		0.03 x D		0.01x D

ABOUT OSG

DRILLING

THREADING

MILLING

HOLDERS

INDEX



List HP421

Slotting (Fractional)

Hardness	-	<20 HRC	20-30 HRC	30-38 HRC	38-45 HRC	45-55 HRC	55-60 HRC																								
Work Material	Cast Iron	Mild Steels Carbon Steels	Alloy Steels Tool Steels Ti Alloys (Annealed)	Hardened Steels Pre-hardened Steels Ti Alloys (Solution Treated and Aged)	Hardened Steels Pre-hardened Steels Stainless Steels Inconel Ni Based Alloys	Hardened Steels	Hardened Steels																								
Cutting Speed	360 SFM	330 SFM	260 SFM	220 SFM	180 SFM	120 SFM	80 SFM																								
Depth of Cut	<table border="1" style="display: inline-table;"> <tr><th>Dia</th><th>aa</th></tr> <tr><td>D<1/16</td><td>0.1D</td></tr> <tr><td>1/16≤D≤1/8</td><td>0.3D</td></tr> <tr><td>1/8≤D</td><td>0.5D</td></tr> </table>					Dia	aa	D<1/16	0.1D	1/16≤D≤1/8	0.3D	1/8≤D	0.5D	<table border="1" style="display: inline-table;"> <tr><th>Dia</th><th>aa</th></tr> <tr><td>D<1/16</td><td>0.02D</td></tr> <tr><td>1/16≤D</td><td>0.05D</td></tr> </table>		Dia	aa	D<1/16	0.02D	1/16≤D	0.05D	<table border="1" style="display: inline-table;"> <tr><th>Dia</th><th>aa</th></tr> <tr><td>D<1/16</td><td>0.01D</td></tr> <tr><td>1/16≤D≤1/8</td><td>0.02D</td></tr> <tr><td>1/8≤D</td><td>0.05D</td></tr> </table>		Dia	aa	D<1/16	0.01D	1/16≤D≤1/8	0.02D	1/8≤D	0.05D
	Dia	aa																													
D<1/16	0.1D																														
1/16≤D≤1/8	0.3D																														
1/8≤D	0.5D																														
Dia	aa																														
D<1/16	0.02D																														
1/16≤D	0.05D																														
Dia	aa																														
D<1/16	0.01D																														
1/16≤D≤1/8	0.02D																														
1/8≤D	0.05D																														
Mill Dia.	Speed RPM	Feed in/min	Speed RPM	Feed in/min	Speed RPM	Feed in/min	Speed RPM	Feed in/min	Speed RPM	Feed in/min	Speed RPM	Feed in/min	Speed RPM	Feed in/min																	
1/16	21,990	7.9	20,150	7.2	15,880	7.2	13,440	5.1	10,990	3.5	7,330	2.0	4,890	1.3																	
3/32	14,660	9.6	13,440	8.8	10,590	7.3	8,960	5.1	7,330	3.7	4,890	2.3	3,260	1.3																	
1/8	10,990	12.4	10,080	11.5	7,940	8.0	6,720	5.4	5,500	4.0	3,660	2.5	2,440	1.5																	
5/32	8,790	13.6	8,060	12.4	6,350	9.2	5,370	6.1	4,230	4.2	2,930	2.6	1,870	1.4																	
3/16	7,190	15.4	6,540	14.0	5,325	10.5	4,455	6.0	3,785	4.5	2,360	2.6	1,590	1.4																	
1/4	5,600	16.0	5,090	14.5	4,125	11.1	3,375	6.0	2,870	4.7	1,775	2.6	1,205	1.2																	
5/16	4,395	15.3	4,000	13.9	3,270	11.1	2,660	5.9	2,295	4.7	1,390	2.4	960	1.2																	
3/8	3,695	14.7	3,360	13.3	2,735	11.0	2,225	5.9	1,910	4.5	1,200	2.4	800	1.2																	
7/16	3,160	14.5	2,870	13.2	2,345	10.9	1,895	5.9	1,630	4.4	1,035	2.3	690	1.0																	
1/2	2,760	14.5	2,510	13.2	2,030	10.6	1,655	5.6	1,415	4.4	900	2.1	600	0.9																	
5/8	2,195	12.6	1,995	12.3	1,625	9.5	1,330	4.7	1,150	4.0	720	1.7	470	0.7																	
3/4	1,760	11.1	1,605	10.0	1,305	7.6	1,095	3.8	935	3.2	580	1.4	410	0.6																	
1	1,360	8.5	1,240	7.7	1,020	6.0	840	3.0	720	2.6	440	0.9	300	0.5																	

For side milling, increase feeds 20% to 50%.

Slotting (Metric)

Hardness	-	<20 HRC	20-30 HRC	30-38 HRC	38-45 HRC	45-55 HRC	55-60 HRC																								
Work Material	Cast Iron	Mild Steels Carbon Steels	Alloy Steels Tool Steels Ti Alloys (Annealed)	Hardened Steels Pre-hardened Steels Ti Alloys (Solution Treated and Aged)	Hardened Steels Pre-hardened Steels Stainless Steels Inconel Ni Based Alloys	Hardened Steels	Hardened Steels																								
Cutting Speed	360 SFM	330 SFM	260 SFM	220 SFM	180 SFM	120 SFM	80 SFM																								
Depth of Cut	<table border="1" style="display: inline-table;"> <tr><th>Dia</th><th>aa</th></tr> <tr><td>D<1</td><td>0.1D</td></tr> <tr><td>1≤D≤3</td><td>0.3D</td></tr> <tr><td>3≤D</td><td>0.5D</td></tr> </table>					Dia	aa	D<1	0.1D	1≤D≤3	0.3D	3≤D	0.5D	<table border="1" style="display: inline-table;"> <tr><th>Dia</th><th>aa</th></tr> <tr><td>D<1</td><td>0.02D</td></tr> <tr><td>1≤D</td><td>0.05D</td></tr> </table>		Dia	aa	D<1	0.02D	1≤D	0.05D	<table border="1" style="display: inline-table;"> <tr><th>Dia</th><th>aa</th></tr> <tr><td>D<1</td><td>0.01D</td></tr> <tr><td>1≤D≤3</td><td>0.02D</td></tr> <tr><td>3≤D</td><td>0.05D</td></tr> </table>		Dia	aa	D<1	0.01D	1≤D≤3	0.02D	3≤D	0.05D
	Dia	aa																													
D<1	0.1D																														
1≤D≤3	0.3D																														
3≤D	0.5D																														
Dia	aa																														
D<1	0.02D																														
1≤D	0.05D																														
Dia	aa																														
D<1	0.01D																														
1≤D≤3	0.02D																														
3≤D	0.05D																														
Mill Dia.	Speed RPM	Feed in/min	Speed RPM	Feed in/min	Speed RPM	Feed in/min	Speed RPM	Feed in/min	Speed RPM	Feed in/min	Speed RPM	Feed in/min	Speed RPM	Feed in/min																	
1	25,000	6.5	25,000	6.6	25,000	8.4	21,330	6.0	17,450	4.1	11,634	2.0	7,756	1.5																	
2	17,424	8.4	15,840	7.6	12,096	7.0	10,660	5.3	9,144	4.0	5,688	2.3	3,960	1.4																	
3	11,750	12.5	10,656	11.4	8,400	7.8	7,110	5.2	5,817	3.9	3,960	2.6	2,585	1.5																	
4	8,730	13.6	8,000	12.6	6,300	9.4	5,330	6.1	4,363	4.4	2,908	2.6	1,939	1.5																	
5	6,980	16.4	6,400	15.0	5,040	10.9	4,270	6.1	3,490	4.5	2,327	2.7	1,551	1.4																	
6	5,820	16.0	5,330	14.6	4,200	10.8	3,560	6.2	2,908	4.5	1,939	2.8	1,293	1.2																	
8	4,360	15.3	4,000	14.1	3,150	10.8	2,670	5.9	2,181	4.5	1,454	2.5	969	1.2																	
10	3,490	14.5	3,200	13.3	2,520	10.7	2,130	6.0	1,745	4.3	1,163	2.4	776	1.2																	
12	2,910	14.5	2,670	13.3	2,100	10.6	1,780	6.0	1,454	4.3	969	2.2	646	1.0																	
14	2,490	14.4	2,290	13.2	1,800	10.2	1,520	5.2	1,246	4.4	831	2.0	554	0.9																	
16	2,180	12.5	2,000	12.4	1,580	9.2	1,330	4.7	1,091	3.8	727	1.7	485	0.7																	
18	1,940	12.2	1,780	11.2	1,400	8.3	1,190	4.2	969	3.4	646	1.4	431	0.7																	
20	1,750	10.9	1,600	10.0	1,260	7.3	1,070	3.7	873	3.0	582	1.4	388	0.6																	
22	1,590	9.9	1,460	9.1	1,150	6.8	970	3.3	793	2.8	529	1.2	353	0.5																	
25	1,400	8.7	1,280	7.9	1,010	6.0	850	3.1	698	2.5	465	1.0	310	0.5																	

For side milling, increase feeds 20% to 50%.





List HP441

Side Milling (Fractional)

Hardness	–		<20 HRC		<30 HRC		30-38 HRC		38-45 HRC		45-55 HRC		55-60 HRC											
Work Material	Cast Iron		Mild Steels Carbon Steels		Alloy Steels Tool Steels Ti Alloys (Annealed)		Hardened Steels Pre-hardened Steels Ti Alloys (Solution Treated and Aged)		Hardened Steels Pre-hardened Steels Stainless Steels Inconel Ni Based Alloys		Hardened Steels		Hardened Steels											
Cutting Speed	390 SFM		330 SFM		270 SFM		220 SFM		190 SFM		120 SFM		80 SFM											
Depth of Cut	<table border="1"> <thead> <tr> <th>Dia</th> <th>aa</th> <th>ar</th> </tr> </thead> <tbody> <tr> <td>D≤1/8</td> <td>1.5D</td> <td>0.05D</td> </tr> <tr> <td>1/8<D</td> <td>1.5D</td> <td>0.10D</td> </tr> </tbody> </table>											Dia	aa	ar	D≤1/8	1.5D	0.05D	1/8<D	1.5D	0.10D			$aa=1D$ $ar=0.02D$	
	Dia	aa	ar																					
D≤1/8	1.5D	0.05D																						
1/8<D	1.5D	0.10D																						
Mill Dia.	Speed RPM	Feed in/min	Speed RPM	Feed in/min	Speed RPM	Feed in/min	Speed RPM	Feed in/min	Speed RPM	Feed in/min	Speed RPM	Feed in/min	Speed RPM	Feed in/min										
1/16	23,820	17.6	20,155	13.9	15,670	11.2	13,435	5.8	11,605	4.9	7,330	2.8	5,400	1.6										
3/32	16,305	21.5	13,720	18.1	11,550	14.5	13,435	9.0	13,435	9.6	4,885	3.4	3,260	2.2										
1/8	12,060	28.4	10,205	24.0	8,245	16.0	10,075	8.3	10,075	9.6	3,665	3.3	2,445	2.3										
5/32	9,630	29.9	8,060	25.0	8,060	17.9	5,170	6.3	4,475	5.3	2,930	3.6	1,955	2.4										
3/16	8,075	33.7	6,740	28.3	6,720	22.0	4,455	6.5	3,935	5.7	2,360	3.5	1,565	2.0										
1/4	5,955	29.0	5,090	28.9	4,235	20.0	3,375	6.9	3,030	6.1	1,775	3.3	1,205	1.9										
5/16	4,820	33.6	4,000	27.8	3,330	19.8	2,660	6.9	2,360	6.1	1,390	3.2	960	1.7										
3/8	4,005	33.6	3,360	27.8	2,795	19.8	2,225	6.9	1,970	6.1	1,200	3.8	800	1.7										
7/16	3,440	33.6	2,870	27.8	2,405	19.8	1,895	6.9	1,690	6.1	1,035	3.4	690	1.5										
1/2	3,010	32.7	2,510	27.5	2,090	19.7	1,655	6.9	1,475	6.0	900	2.7	600	1.3										
5/8	2,355	31.4	1,995	26.1	1,630	19.6	1,325	6.1	1,200	5.4	720	2.3	470	0.9										
3/4	1,920	29.7	1,605	24.9	1,350	15.7	1,095	5.0	975	4.5	580	1.7	405	1.0										
1	1,485	23.3	1,240	19.5	1,050	14.0	840	3.9	750	3.5	440	1.4	300	0.7										

For High Speed see milling parameters, pg 1396-1397.

ABOUT OSG

DRILLING

THREADING

MILLING

HOLDERS

INDEX





List HP441 (Continued)

Side Milling (Metric)

Hardness	–	<20 HRC	20-30 HRC	30-38 HRC	38-45 HRC	45-55 HRC	55-60 HRC												
Work Material	Cast Iron	Mild Steels Carbon Steels	Alloy Steels Tool Steels Ti Alloys (Annealed)	Hardened Steels Pre-hardened Steels Ti Alloys (Solution Treated and Aged)	Hardened Steels Pre-hardened Steels Stainless Steels Inconel Ni Based Alloys	Hardened Steels	Hardened Steels												
Cutting Speed	390 SFM	330 SFM	270 SFM	220 SFM	190 SFM	120 SFM	80 SFM												
Depth of Cut	<table border="1"> <thead> <tr> <th>Dia</th> <th>a_a</th> <th>a_r</th> </tr> </thead> <tbody> <tr> <td>D≤3</td> <td>1.5D</td> <td>0.05D</td> </tr> <tr> <td>3<D</td> <td>1.5D</td> <td>0.10D</td> </tr> </tbody> </table>						Dia	a _a	a _r	D≤3	1.5D	0.05D	3<D	1.5D	0.10D			$a_a=1D$ $a_r=0.02D$	
	Dia	a _a	a _r																
D≤3	1.5D	0.05D																	
3<D	1.5D	0.10D																	
Mill Dia.	Speed RPM	Feed in/min	Speed RPM	Feed in/min	Speed RPM	Feed in/min	Speed RPM	Feed in/min	Speed RPM	Feed in/min	Speed RPM	Feed in/min	Speed RPM	Feed in/min					
1	25,000	13.6	25,000	13.7	25,000	14.4	21,330	7.6	18,420	6.6	11,635	3.9	7,755	2.4					
2	18,905	17.6	15,995	14.9	13,090	12.8	10,188	6.1	9,240	5.6	5,772	3.4	4,050	2.3					
3	12,605	29.7	10,665	25.1	8,725	17.0	7,110	5.9	6,140	5.8	3,816	3.5	2,585	2.4					
4	9,450	29.4	8,000	24.8	6,545	14.5	5,330	6.5	4,605	5.5	2,910	3.6	1,940	2.3					
5	7,560	34.7	6,400	30.2	5,235	20.2	4,265	6.8	3,685	5.9	2,325	3.7	1,550	2.1					
6	6,300	30.8	5,330	30.2	4,365	20.6	3,555	7.2	3,070	6.2	1,940	3.6	1,295	2.0					
8	4,725	32.9	4,000	27.8	3,270	19.4	2,665	6.9	2,300	6.0	1,455	3.4	970	1.7					
10	3,780	34.5	3,200	28.8	2,620	20.2	2,135	7.2	1,840	6.2	1,165	4.1	775	1.7					
12	3,150	34.3	2,665	29.3	2,180	20.5	1,775	7.4	1,535	6.2	970	2.9	645	1.4					
14	2,700	31.2	2,285	27.2	1,870	19.7	1,525	7.0	1,315	5.9	830	2.4	555	1.2					
16	2,365	31.5	2,000	26.1	1,635	19.6	1,335	6.2	1,150	5.2	725	2.3	485	1.0					
18	2,100	31.0	1,775	26.1	1,455	19.3	1,185	5.4	1,025	4.8	645	2.0	430	1.0					
20	1,890	29.3	1,600	24.8	1,310	15.3	1,065	4.9	920	4.3	580	1.7	390	0.9					
22	1,720	27.1	1,455	23.0	1,190	16.0	970	4.4	835	3.9	530	1.5	355	0.8					
25	1,510	23.7	1,280	20.2	1,045	13.9	855	3.9	735	3.4	465	1.5	310	0.7					

For High Speed see milling parameters, pg 1396-1397.

ABOUT OSG

DRILLING

THREADING

MILLING

HOLDERS

INDEX

CONTINUED





List HP421, HP441 (Continued)

High Speed Light Milling (Fractional)

Hardness	<20 HRC	20-30 HRC		30-38 HRC		38-45 HRC		45-55 HRC																						
Work Material	Mild Steels Carbon Steels	Alloy Steels Tool Steels Ti Alloys (Annealed)		Hardened Steels Pre-hardened Steels Ti Alloys (Solution Treated and Aged)		Hardened Steels Pre-hardened Steels Stainless Steels Inconel Ni Based Alloys		Hardened Steels																						
Cutting Speed	1,310 SFM	1,150 SFM		820 SFM		490 SFM		260 SFM																						
Depth of Cut	<table border="1"> <thead> <tr><th>Dia</th><th>aa</th><th>ar</th></tr> </thead> <tbody> <tr><td>D<5/16</td><td>1.5D</td><td>0.01D</td></tr> <tr><td>5/16≤D<5/8</td><td>1.5D</td><td>0.02D</td></tr> <tr><td>5/8≤D</td><td>1.5D</td><td>0.05D</td></tr> </tbody> </table>			Dia	aa	ar	D<5/16	1.5D	0.01D	5/16≤D<5/8	1.5D	0.02D	5/8≤D	1.5D	0.05D				<table border="1"> <thead> <tr><th>Dia</th><th>aa</th><th>ar</th></tr> </thead> <tbody> <tr><td>D≤5/16</td><td>1D</td><td>0.01D</td></tr> <tr><td>5/16<D</td><td>1D</td><td>0.02D</td></tr> </tbody> </table>			Dia	aa	ar	D≤5/16	1D	0.01D	5/16<D	1D	0.02D
	Dia	aa	ar																											
D<5/16	1.5D	0.01D																												
5/16≤D<5/8	1.5D	0.02D																												
5/8≤D	1.5D	0.05D																												
Dia	aa	ar																												
D≤5/16	1D	0.01D																												
5/16<D	1D	0.02D																												
Mill Dia.	Speed RPM	Feed in/min	Speed RPM	Feed in/min	Speed RPM	Feed in/min	Speed RPM	Feed in/min	Speed RPM	Feed in/min																				
1/16	25,000	14.7	25,000	18.8	25,000	18.4	25,000	16.6	15,900	11.9																				
3/32	25,000	27.1	25,000	31.2	25,000	32.6	20,800	24.4	11,050	14.2																				
1/8	25,000	49.3	25,000	49.6	25,000	49	15,200	26	8,050	14.6																				
5/32	25,000	64.7	25,000	64.4	20,100	52.8	12,000	26.8	6,400	16.1																				
3/16	25,000	104.5	23,550	81.1	16,850	54.3	10,100	28.7	5,350	17.3																				
1/4	20,000	96.5	17,600	84.3	12,450	58.7	7,600	31.1	4,000	16.5																				
5/16	15,650	96.5	13,650	82.7	9,950	57.1	6,000	31.1	3,150	16.5																				
3/8	13,200	97.6	11,550	82.7	8,400	57.1	5,000	31.1	2,650	16.5																				
7/16	11,350	97.2	10,000	82.7	7,150	57.1	4,300	31.1	2,250	16.1																				
1/2	9,950	94.9	8,750	81.1	6,250	55.5	3,750	30.3	1,950	15.7																				
5/8	8,000	88.6	7,000	76.8	4,950	53.1	2,950	28	1,550	14.6																				
3/4	6,650	85.4	5,800	73.6	4,150	51.2	2,450	26.8	1,300	14.2																				
1	4,950	65.7	4,400	58.3	3,100	40.6	1,850	21.7	950	10.6																				

Reduce feeds 50% for Series HP421 High Speed Light Milling.

ABOUT OSG

DRILLING

THREADING

MILLING

HOLDERS

INDEX





List HP421, HP441 (Continued)

High Speed Light Milling (Metric)

Hardness	<20 HRC		20-30 HRC		30-38 HRC		38-45 HRC		45-55 HRC																								
Work Material	Mild Steels Carbon Steels		Alloy Steels Tool Steels Ti Alloys (Annealed)		Hardened Steels Pre-hardened Steels Ti Alloys (Solution Treated and Aged)		Hardened Steels Pre-hardened Steels Stainless Steels Inconel Ni Based Alloys		Hardened Steels																								
Cutting Speed	1,310 SFM		1,150 SFM		820 SFM		490 SFM		260 SFM																								
Depth of Cut	<table border="1"> <thead> <tr> <th>Dia</th> <th>aa</th> <th>ar</th> </tr> </thead> <tbody> <tr> <td>D<8</td> <td>1.5D</td> <td>0.01D</td> </tr> <tr> <td>8≤D<16</td> <td>1.5D</td> <td>0.02D</td> </tr> <tr> <td>16≤D</td> <td>1.5D</td> <td>0.05D</td> </tr> </tbody> </table>					Dia	aa	ar	D<8	1.5D	0.01D	8≤D<16	1.5D	0.02D	16≤D	1.5D	0.05D			<table border="1"> <thead> <tr> <th>Dia</th> <th>aa</th> <th>ar</th> </tr> </thead> <tbody> <tr> <td>D≤8</td> <td>1D</td> <td>0.01D</td> </tr> <tr> <td>8<D</td> <td>1D</td> <td>0.02D</td> </tr> </tbody> </table>					Dia	aa	ar	D≤8	1D	0.01D	8<D	1D	0.02D
	Dia	aa	ar																														
D<8	1.5D	0.01D																															
8≤D<16	1.5D	0.02D																															
16≤D	1.5D	0.05D																															
Dia	aa	ar																															
D≤8	1D	0.01D																															
8<D	1D	0.02D																															
Mill Dia.	Speed RPM	Feed in/min	Speed RPM	Feed in/min	Speed RPM	Feed in/min	Speed RPM	Feed in/min	Speed RPM	Feed in/min																							
1	25,000	10.9	25,000	12.4	25,000	12.4	25,000	11.2	25,000	12.8																							
2	25,000	19.2	25,000	24.7	25,000	27.2	23,850	23.6	12,700	14.2																							
3	25,000	46.8	25,000	47.2	25,000	46.4	15,900	26.0	8,450	14.2																							
4	25,000	65.6	25,000	65.4	19,900	53.1	11,900	27.2	6,350	16.5																							
5	25,000	119.8	22,250	83.9	15,900	55.1	9,550	29.5	5,050	17.7																							
6	21,000	96.5	18,500	84.6	13,000	59.1	7,950	31.3	4,200	16.5																							
8	15,500	96.5	13,500	82.7	9,900	57.1	5,950	31.3	3,150	16.7																							
10	12,500	98.4	11,000	82.7	7,950	57.1	4,750	31.5	2,500	16.5																							
12	10,500	96.5	9,250	82.7	6,600	57.1	3,950	31.1	2,100	16.1																							
14	9,050	92.5	7,950	78.7	5,650	53.1	3,400	29.1	1,800	15.4																							
16	7,950	88.6	6,950	76.8	4,950	53.1	2,950	28.1	1,550	14.8																							
18	7,050	88.6	6,150	74.8	4,400	51.2	2,650	27.8	1,400	14.8																							
20	6,350	82.7	5,550	72.8	3,950	51.2	2,350	26.2	1,250	14.0																							
22	5,750	76.8	5,050	66.9	3,600	47.2	2,150	25.0	1,150	12.8																							
24	5,300	70.9	4,600	61.0	3,300	43.3	1,950	22.6	1,050	11.6																							
25	5,050	66.9	4,450	59.1	3,150	41.3	1,900	22.0	1,000	11.0																							

Reduce feeds 50% for Series HP421 High Speed Light Milling.

ABOUT OSG

DRILLING

THREADING

MILLING

HOLDERS

INDEX





List HP460

Side Milling

Hardness	-		UP TO 30 HRC		-		-		35-45 HRC		45-55 HRC					
Work Material	Medium Carbon Steels Mild Steels		Pre-hardened Steels Stainless Steels Die & Alloy Steels		Cast Iron		Titanium		Pre-hardened Steels Stainless Steels Die & Alloy Steels		Hardened Steels					
Cutting Speed (SFM)	180		120		180		80		78		60					
Depth of Cut	<table border="1"> <tr> <td>aa</td> <td>ar</td> </tr> <tr> <td>1.5D</td> <td>0.1D</td> </tr> </table>												aa	ar	1.5D	0.1D
aa	ar															
1.5D	0.1D															
Mill Dia. (Inch)	Speed (RPM)	Feed (in/min)	Speed (RPM)	Feed (in/min)	Speed (RPM)	Feed (in/min)	Speed (RPM)	Feed (in/min)	Speed (RPM)	Feed (in/min)	Speed (RPM)	Feed (in/min)				
1/4	2,880	12.7	1,920	8.0	2,880	12.7	1,222	3.8	1,191	3.4	960	1.4				
5/16	2,160	12.7	1,440	8.0	2,160	12.7	978	3.8	960	3.6	720	1.4				
3/8	1,832	17.6	1,221	8.6	1,832	17.6	815	5.3	768	3.6	611	1.5				
1/2	1,440	17.0	960	8.5	1,440	17.0	611	5.1	595	3.4	480	1.4				
5/8	1,080	18.8	720	8.5	1,080	18.8	489	5.6	480	3.6	360	1.4				
3/4	916	20.5	611	10.1	916	20.5	407	6.2	384	3.6	305	1.5				
1	696	16.6	456	8.5	696	16.6	306	5.0	300	3.6	228	1.4				

Side Milling

Hardness	-		UP TO 30 HRC		-		-		35-45 HRC		45-55 HRC					
Work Material	Medium Carbon Steels Mild Steels		Pre-hardened Steels Stainless Steels Die & Alloy Steels		Cast Iron		Titanium		Pre-hardened Steels Stainless Steels Die & Alloy Steels		Hardened Steels					
Cutting Speed (SFM)	180		120		180		80		78		60					
Depth of Cut	<table border="1"> <tr> <td>aa</td> <td>ar</td> </tr> <tr> <td>1.5D</td> <td>0.1D</td> </tr> </table>												aa	ar	1.5D	0.1D
aa	ar															
1.5D	0.1D															
Mill Dia. (mm)	Speed (RPM)	Feed (in/min)	Speed (RPM)	Feed (in/min)	Speed (RPM)	Feed (in/min)	Speed (RPM)	Feed (in/min)	Speed (RPM)	Feed (in/min)	Speed (RPM)	Feed (in/min)				
3	5,760	6.1	3,840	4.0	5,760	6.1	2,587.4	1.8	2,640	1.8	1,920	0.7				
4	4,320	8.5	2,880	5.7	4,320	8.5	1,940.6	2.6	1,920	2.4	1,440	0.9				
5	3,480	10.4	2,400	7.3	3,480	10.4	1,552.4	3.1	1,560	3.9	1,200	1.2				
6	2,880	12.8	1,920	8.0	2,880	12.8	1,293.7	3.8	1,272	3.5	960	1.4				
8	2,160	12.8	1,440	8.0	2,160	12.8	970.3	3.8	960	3.5	720	1.4				
10	1,680	16.1	1,140	8.0	1,680	16.1	776.2	4.8	768	3.5	576	1.4				
12	1,440	17.0	960	8.5	1,440	17.0	646.9	5.1	636	3.5	480	1.4				
16	1,080	18.9	720	8.5	1,080	18.9	485.1	5.7	480	3.5	360	1.4				
20	864	19.4	576	9.4	864	19.4	388.1	5.8	384	3.5	288	1.4				
25	696	16.5	456	8.5	696	16.5	310.5	5.0	300	3.5	228	1.4				

ABOUT OSG

DRILLING

THREADING


MILLING

HOLDERS


INDEX



Slotting

Hardness	Up to 20 HRC		20-35 HRC		-		-		35-45 HRC		45-55 HRC									
Work Material	Medium Carbon Steels Mild Steels		Pre-hardened Steels Stainless Steels Die & Alloy Steels		Cast Iron		Titanium		Pre-hardened Steels Stainless Steels Die & Alloy Steels		Hardened Steels									
Cutting Speed (SFM)	150		102		150		70		66		52									
Depth of Cut 	<table border="1" style="display: inline-table;"> <tr><th>Dia</th><th>aa</th></tr> <tr><td>D < 1/2</td><td>1.0D</td></tr> <tr><td>D ≥ 1/2</td><td>0.5D</td></tr> </table>				Dia	aa	D < 1/2	1.0D	D ≥ 1/2	0.5D	<table border="1" style="display: inline-table;"> <tr><th>aa</th></tr> <tr><td>0.5D</td></tr> </table>								aa	0.5D
	Dia	aa																		
D < 1/2	1.0D																			
D ≥ 1/2	0.5D																			
aa																				
0.5D																				
Mill Dia. (Inch)	Speed (RPM)	Feed (in/min)	Speed (RPM)	Feed (in/min)	Speed (RPM)	Feed (in/min)	Speed (RPM)	Feed (in/min)	Speed (RPM)	Feed (in/min)	Speed (RPM)	Feed (in/min)								
1/4	2,290	8.9	1,632	5.6	2,290	8.9	1070	2.7	1,008	2.2	816	1.0								
5/16	1,836	9.5	1,224	5.6	1,836	9.5	856	2.9	816	2.4	612	1.0								
3/8	1,527	11.7	1,038	6.0	1,527	11.7	713	3.5	648	2.4	529	1.1								
1/2	1,145	11.0	816	6.1	1,145	11.0	535	3.3	504	2.2	408	1.0								
5/8	912	12.7	612	6.1	912	12.7	428	3.8	408	2.4	312	1.0								
3/4	744	13.2	492	6.6	744	13.2	357	4.0	324	2.4	265	1.1								
1	600	11.3	384	6.1	600	11.3	267	3.4	252	2.4	192	1.0								

Slotting

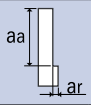
Hardness	Up to 20 HRC		20-35 HRC		-		-		35-45 HRC		45-55 HRC									
Work Material	Medium Carbon Steels Mild Steels		Pre-hardened Steels Stainless Steels Die & Alloy Steels		Cast Iron		Titanium		Pre-hardened Steels Stainless Steels Die & Alloy Steels		Hardened Steels									
Cutting Speed (SFM)	150		102		150		70		66		52									
Depth of Cut 	<table border="1" style="display: inline-table;"> <tr><th>Dia</th><th>aa</th></tr> <tr><td>D < 12</td><td>1.0D</td></tr> <tr><td>D ≥ 12</td><td>0.5D</td></tr> </table>				Dia	aa	D < 12	1.0D	D ≥ 12	0.5D	<table border="1" style="display: inline-table;"> <tr><th>aa</th></tr> <tr><td>0.5D</td></tr> </table>								aa	0.5D
	Dia	aa																		
D < 12	1.0D																			
D ≥ 12	0.5D																			
aa																				
0.5D																				
Mill Dia. (Inch)	Speed (RPM)	Feed (in/min)	Speed (RPM)	Feed (in/min)	Speed (RPM)	Feed (in/min)	Speed (RPM)	Feed (in/min)	Speed (RPM)	Feed (in/min)	Speed (RPM)	Feed (in/min)								
3	4,920	4.7	3,296	2.6	4,920	4.7	2,264	1.4	2,133	1.1	1,680	0.5								
4	3,720	6.1	2,472	3.4	3,720	6.1	1,698	1.8	1,680	1.7	1,320	0.6								
5	3,000	8.0	1,978	4.3	3,000	8.0	1,358	2.4	1,320	2.0	1,008	0.7								
6	2,448	9.4	1,632	5.7	2,448	9.4	1,132	2.8	1,080	2.4	816	0.9								
8	1,836	9.4	1,224	5.7	1,836	9.4	849	2.8	816	2.4	612	0.9								
10	1,428	10.9	972	5.7	1,428	10.9	679	3.3	648	2.4	492	0.9								
12	1,224	11.8	816	6.1	1,224	11.8	566	3.5	540	2.4	408	0.9								
16	912	12.8	612	6.1	912	12.8	424	3.8	408	2.4	312	0.9								
20	744	13.2	492	6.6	744	13.2	340	4.0	324	2.4	240	0.9								
25	600	11.3	384	6.1	600	11.3	272	3.4	252	2.4	192	0.9								



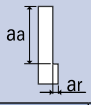


List HP400

Side Milling (Fractional)

Hardness	-		<20 HRC		20-30 HRC		30-38 HRC		38-45 HRC	
Work Material	Cast Iron		Medium Steels Mild Steels		Alloy Steels Tool Steels Ti Alloys (Annealed)		Hardened Steels Pre-hardened Steels		Stainless Steels Hardened Steels	
Cutting Speed	320-460 SFM		262-393 SFM		230-328 SFM		164-262 SFM		115-213 SFM	
Depth of Cut	$a_a=1.5D$ $a_r=0.4D$ 					$a_a=1.5D$ $a_r=0.3D$				
Mill Dia.	Speed RPM	Feed in/min	Speed RPM	Feed in/min	Speed RPM	Feed in/min	Speed RPM	Feed in/min	Speed RPM	Feed in/min
1/4	6,350	29.9	5,300	25.2	4,500	14.2	3,450	11.0	2,650	8.3
5/16	4,750	29.9	4,000	25.2	3,400	16.1	2,600	12.2	2,000	9.4
3/8	3,800	29.9	3,200	25.2	2,700	16.9	2,050	13.0	1,600	10.2
1/2	3,200	30.3	2,650	25.2	2,250	17.7	1,700	13.4	1,350	10.6
5/8	2,400	30.3	2,000	25.2	1,700	18.9	1,300	14.2	1,000	11.0
3/4	1,900	29.9	1,600	24.0	1,350	18.5	1,050	13.8	800	10.2
1	1,500	29.9	1,150	24.0	1,000	18.5	800	13.8	600	10.2

Side Milling (Metric)

Hardness	-		<20 HRC		20-30 HRC		30-38 HRC		38-45 HRC	
Work Material	Cast Iron		Medium Steels Mild Steels		Alloy Steels Tool Steels Ti Alloys (Annealed)		Hardened Steels Pre-hardened Steels		Stainless Steels Hardened Steels	
Cutting Speed	320-460 SFM		262-393 SFM		230-328 SFM		164-262 SFM		115-213 SFM	
Depth of Cut	$a_a=1.5D$ $a_r=0.4D$ 					$a_a=1.5D$ $a_r=0.3D$				
Mill Dia.	Speed RPM	Feed in/min	Speed RPM	Feed in/min	Speed RPM	Feed in/min	Speed RPM	Feed in/min	Speed RPM	Feed in/min
3	12,610	25.3	10,590	21.3	9,020	10.7	6,890	8.1	5,300	6.3
4	9,460	25.3	7,940	21.3	6,770	10.7	5,170	8.1	3,980	6.3
5	7,570	28.3	6,360	23.8	5,410	13.3	4,130	10.2	3,180	7.8
6	6,310	28.3	5,300	23.8	4,510	13.3	3,440	10.2	2,650	7.8
8	4,730	29.8	3,970	25.0	3,380	16.0	2,580	12.2	1,990	9.4
10	3,780	29.8	3,180	25.0	2,710	17.9	2,070	13.9	1,590	10.6
12	3,150	29.8	2,650	25.0	2,260	17.1	1,720	13.0	1,330	10.6
16	2,370	29.8	1,990	25.0	1,690	19.2	1,290	14.2	990	10.6
20	1,890	29.8	1,590	25.0	1,350	19.2	1,030	14.2	800	10.6
25	1,510	29.8	1,270	25.0	1,080	19.2	830	14.2	640	10.6

ABOUT OSG

DRILLING

THREADING

MILLING

HOLDERS

INDEX





Slotting (Fractional)

Hardness	-		<20 HRC		20-30 HRC		30-38 HRC		38-45 HRC	
Work Material	Cast Iron		Medium Steels Mild Steels		Alloy Steels Tool Steels Ti Alloys (Annealed)		Hardened Steels Pre-hardened Steels		Stainless Steels Hardened Steels	
Cutting Speed	262-393 SFM		230-328 SFM		180-279 SFM		130-230 SFM		95-195 SFM	
Depth of Cut	$da=0.75D$					$da=0.5D$				
Mill Dia.	Speed RPM	Feed in/min	Speed RPM	Feed in/min	Speed RPM	Feed in/min	Speed RPM	Feed in/min	Speed RPM	Feed in/min
1/4	5,300	25.2	4,500	21.3	3,700	11.8	2,900	9.1	2,400	7.5
5/16	4,000	25.2	3,400	21.3	2,800	13.4	2,200	10.2	1,800	8.7
3/8	3,200	25.2	2,700	21.3	2,250	14.2	1,750	11	1,450	9.1
1/2	2,650	25.2	2,250	21.3	1,850	14.6	1,450	11.4	1,200	9.4
5/8	2,000	25.2	1,700	21.3	1,400	15.4	1,100	12.2	900	9.8
3/4	1,600	25.2	1,350	20.1	1,100	15.4	900	11.8	700	9.1
1	1,150	25.2	950	20.1	800	15.4	700	11.8	500	9.1

Slotting (Metric)


Hardness	-		<20 HRC		20-30 HRC		30-38 HRC		38-45 HRC	
Work Material	Cast Iron		Medium Steels Mild Steels		Alloy Steels Tool Steels Ti Alloys (Annealed)		Hardened Steels Pre-hardened Steels		Stainless Steels Hardened Steels	
Cutting Speed	335 SFM		230 SFM		295 SFM		217 SFM		177 SFM	
Depth of Cut	$da=0.75D$					$da=0.5D$				
Mill Dia.	Speed RPM	Feed in/min	Speed RPM	Feed in/min	Speed RPM	Feed in/min	Speed RPM	Feed in/min	Speed RPM	Feed in/min
6	5,400	25.5	3,700	17.5	4,800	15.3	3,480	10.9	2,880	9.0
8	4,100	25.5	2,800	17.5	3,600	17.2	2,640	12.3	2,160	10.4
10	3,300	25.5	2,200	17.5	2,900	18.3	2,100	13.2	1,740	10.9
12	2,700	25.5	1,900	17.5	2,400	18.9	1,740	13.7	1,440	11.3
16	2,000	25.5	1,400	17.5	1,800	20.0	1,320	14.6	1,080	11.8
20	1,600	25.5	1,100	16.4	1,450	20.0	1,080	14.2	840	10.9
25	1,300	25.5	900	23.5	1,150	18.1	840	13.0	680	9.8





Standard 2 Flute and 3 Flute Carbide

Side Milling (Fractional)

Hardness	-		-		<20 HRC		20-30 HRC		30-40 HRC		40-50 HRC	
Work Material	Aluminum		Cast Iron		Mild Carbon Steels Mild Steels		Pre-hardened Steels Die & Alloy Steels		Pre-hardened Steels Die & Alloy Steels		Hardened Steels	
Cutting Speed	330-400 SFM		100-150 SFM		100-150 SFM		80-115 SFM		80-100 SFM		50 SFM	
Depth of Cut	$a_a=1.5D$ $a_r=0.1D$ 											
Mill Dia.	Speed RPM	Feed in/min	Speed RPM	Feed in/min	Speed RPM	Feed in/min	Speed RPM	Feed in/min	Speed RPM	Feed in/min	Speed RPM	Feed in/min
0.015	25,000	3.9	25,000	3.1	25,000	1.7	24,810	1.2	2,290	0.1	12,725	0.2
0.02	25,000	7.1	23,855	5.2	23,855	2.6	18,605	1.6	17,175	0.8	9,540	0.4
0.03	25,000	11.1	15,905	4.9	15,905	2.7	12,405	1.7	11,450	0.8	6,360	0.4
3/64	25,000	14.0	10,180	5.0	10,180	3.1	7,940	2.4	7,330	1.3	4,070	0.5
1/16	22,290	18.6	7,635	5.5	7,635	3.4	5,955	2.7	5,495	1.4	3,055	0.6
5/64	17,830	19.7	6,105	8.4	6,105	3.7	4,765	2.9	4,395	1.5	2,445	1.0
1/8	11,145	15.8	3,815	9.5	3,815	5.0	2,975	3.9	2,750	1.6	1,525	1.0
5/32	8,915	17.5	3,055	10.2	3,055	5.9	2,380	4.2	2,200	1.7	1,220	1.0
3/16	7,430	18.5	2,545	10.7	2,545	7.2	1,985	4.6	1,830	1.7	1,020	1.1
1/4	5,575	16.5	1,910	9.6	1,910	6.4	1,490	4.3	1,375	1.5	765	1.0
5/16	4,460	18.5	1,525	10.0	1,525	6.7	1,190	4.4	1,100	1.7	610	1.0
3/8	3,715	19.5	1,270	11.2	1,270	8.1	990	4.6	915	1.7	510	1.1
1/2	2,785	19.5	955	10.0	955	7.2	745	4.3	685	1.5	380	1.0
5/8	2,230	20.8	765	12.6	765	8.3	595	4.9	550	1.7	305	1.0
3/4	1,860	21.5	635	13.2	635	8.8	495	5.5	460	1.7	255	1.1
1	1,395	18.3	475	12.6	475	8.3	370	4.8	345	1.3	190	0.8

1. Increase speeds & feeds 5-10% for Series 412 and 422.
2. Reduce speeds & feeds 20-30% for Series 462.
3. Reduce speeds & feeds 40-50% for Series 482.
4. Increase speeds & feeds 20-30% for 402 TiN.
5. Column for Hardened Steels (40-50 HRC) is for Series 402 TiN and 403 TiN only.
6. Increase speeds & feeds 20-30% for Series 403 and 445.
7. Increase speeds & feeds 20-40% for Series 403 TiN.

ABOUT OSG

DRILLING

THREADING

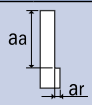
MILLING

HOLDERS

INDEX



Side Milling (Metric)

Hardness	-		-		<20 HRC		20-30 HRC		30-40 HRC		40-50 HRC	
Work Material	Aluminum		Cast Iron		Mild Carbon Steels Mild Steels		Pre-hardened Steels Die & Alloy Steels		Pre-hardened Steels Die & Alloy Steels		Hardened Steels	
Cutting Speed	330-400 SFM		100-150 SFM		100-150 SFM		80-115 SFM		80-100 SFM		50 SFM	
Depth of Cut	$a_a=1.5D$ $a_r=0.1D$ 											
Mill Dia.	Speed RPM	Feed in/min	Speed RPM	Feed in/min	Speed RPM	Feed in/min	Speed RPM	Feed in/min	Speed RPM	Feed in/min	Speed RPM	Feed in/min
0.3	25,000	3.9	25,000	3.1	25,000	1.6	25,000	1.2	25,000	0.6	16,160	0.3
0.5	25,000	7.1	24,235	5.3	24,235	2.6	18,905	1.6	17,450	0.8	9,695	0.4
0.8	25,000	11.1	15,145	4.7	15,145	2.6	11,815	1.6	10,905	0.8	6,060	0.4
1.0	25,000	14.1	12,120	6.0	12,120	3.7	9,450	2.8	8,725	1.5	4,845	0.6
1.5	23,590	19.7	8,080	5.9	8,080	3.6	6,300	2.8	5,815	1.5	3,230	0.6
2.0	17,695	19.6	6,060	8.4	6,060	3.7	4,725	2.8	4,365	1.5	2,425	0.6
3.0	11,795	16.7	4,040	10.0	4,040	5.3	3,150	4.2	2,910	1.6	1,615	1.0
4.0	8,845	17.4	3,030	10.1	3,030	5.9	2,365	4.2	2,180	1.6	1,210	1.0
5.0	7,075	17.6	2,425	10.2	2,425	6.8	1,890	4.4	1,745	1.6	970	1.0
6.0	5,900	17.5	2,020	10.1	2,020	6.7	1,575	4.6	1,455	1.6	810	1.0
8.0	4,425	18.3	1,515	9.9	1,515	6.6	1,180	4.4	1,090	1.6	605	1.0
10.0	3,540	18.6	1,210	10.7	1,210	7.7	945	4.4	875	1.6	485	1.0
12.0	2,950	20.6	1,010	10.6	1,010	7.6	790	4.6	725	1.6	405	1.0
16.0	2,210	20.6	755	12.4	755	8.3	590	4.9	545	1.6	305	1.0
20.0	1,770	20.5	605	12.6	605	8.4	475	5.3	435	1.6	240	1.0
25.0	1,415	18.6	485	12.8	485	8.5	380	4.9	350	1.3	195	0.8

1. Increase speeds & feeds 5-10% for Series 412 and 422.
2. Reduce speeds & feeds 20-30% for Series 462.
3. Reduce speeds & feeds 40-50% for Series 482.
4. Increase speeds & feeds 20-30% for 402 TiN.
5. Column for Hardened Steels (40-50 HRC) is for Series 402 TiN and 403 TiN only.
6. Increase speeds & feeds 20-30% for Series 403 and 445.
7. Increase speeds & feeds 20-40% for Series 403 TiN.

ABOUT OSG

DRILLING

THREADING

MILLING

HOLDERS

INDEX

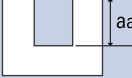
CONTINUED 





Standard 2 Flute and 3 Flute Carbide: (continued)

Slotting (Fractional)

Hardness	-		-		<20 HRC		20-30 HRC		30-40 HRC		40-50 HRC									
Work Material	Aluminum		Cast Iron		Mild Carbon Steels Mild Steels		Pre-hardened Steels Die & Alloy Steels		Pre-hardened Steels Die & Alloy Steels		Hardened Steels									
Cutting Speed	330 SFM		100-150 SFM		100-130 SFM		65-100 SFM		65-82 SFM		43 SFM									
Depth of Cut	<table border="1" style="display: inline-table; vertical-align: middle;"> <thead> <tr> <th>Dia</th> <th>aa</th> </tr> </thead> <tbody> <tr> <td>D<1/32</td> <td>0.25D</td> </tr> <tr> <td>1/32<D<5/64</td> <td>0.50D</td> </tr> <tr> <td>5/64<D</td> <td>1.00D</td> </tr> </tbody> </table> 												Dia	aa	D<1/32	0.25D	1/32<D<5/64	0.50D	5/64<D	1.00D
													Dia	aa						
													D<1/32	0.25D						
													1/32<D<5/64	0.50D						
5/64<D	1.00D																			
Mill Dia.	Speed RPM	Feed in/min	Speed RPM	Feed in/min	Speed RPM	Feed in/min	Speed RPM	Feed in/min	Speed RPM	Feed in/min	Speed RPM	Feed in/min								
0.015	25,000	1.8	25,000	3.1	25,000	1.2	20,990	0.7	18,700	0.4	10,940	0.2								
0.020	25,000	3.2	23,855	5.2	21,945	1.8	15,745	1.0	14,025	0.7	8,205	0.3								
0.030	25,000	4.9	15,905	4.9	14,630	2.6	10,495	1.3	9,350	0.7	5,470	0.3								
3/64	25,000	6.3	10,180	4.0	9,365	2.2	6,720	1.1	5,985	0.5	3,500	0.2								
1/16	20,155	7.5	7,635	4.4	7,025	2.9	5,040	1.1	4,490	0.7	2,625	0.3								
5/64	16,120	11.9	6,105	5.1	5,620	3.5	4,030	1.9	3,590	1.1	2,100	0.5								
1/8	10,075	10.6	3,815	5.1	3,510	3.2	2,520	2.4	2,245	1.0	1,315	0.5								
5/32	8,060	11.9	3,055	5.4	2,810	3.5	2,015	2.6	1,795	1.1	1,050	0.5								
3/16	6,720	12.6	2,545	5.7	2,340	3.7	1,680	2.6	1,495	1.1	875	0.6								
1/4	5,040	11.2	1,910	6.4	1,755	3.2	1,260	2.4	1,120	1.0	655	0.5								
5/16	4,030	11.9	1,525	7.9	1,405	3.4	1,010	2.6	890	1.1	525	0.5								
3/8	3,360	12.6	1,270	8.4	1,170	3.7	840	2.6	750	1.1	440	0.6								
1/2	2,520	11.2	955	7.5	880	3.2	630	2.4	560	1.0	330	0.5								
5/8	2,015	11.9	765	7.9	700	3.4	505	2.6	450	1.4	265	0.4								
3/4	1,680	12.4	635	8.3	585	3.6	420	2.8	375	1.4	220	0.4								
1	1,260	11.9	475	7.9	440	3.4	315	2.6	280	1.3	165	0.3								

1. Increase speeds & feeds 5-10% for Series 412 and 422.
2. Reduce speeds & feeds 20-30% for Series 462.
3. Reduce speeds & feeds 40-50% for Series 482.
4. Increase speeds & feeds 20-30% for 402 TiN.
5. Column for Hardened Steels (40-50 HRC) is for Series 402 TiN and 403 TiN only.
6. Increase speeds & feeds 20-30% for Series 403 and 445.
7. Increase speeds & feeds 20-40% for Series 403 TiN.

ABOUT OSG

DRILLING

THREADING

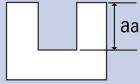
MILLING

HOLDERS

INDEX



Slotting (Metric)

Hardness	-		-		<20 HRC		20-30 HRC		30-40 HRC		40-50 HRC									
Work Material	Aluminum		Cast Iron		Mild Carbon Steels Mild Steels		Pre-hardened Steels Die & Alloy Steels		Pre-hardened Steels Die & Alloy Steels		Hardened Steels									
Cutting Speed	330 SFM		100-150 SFM		100-130 SFM		65-100 SFM		65-82 SFM		43 SFM									
Depth of Cut	<table border="1" style="display: inline-table; vertical-align: middle;"> <thead> <tr> <th>Dia</th> <th>aa</th> </tr> </thead> <tbody> <tr> <td>D<0.8</td> <td>0.25D</td> </tr> <tr> <td>0.8<D<2</td> <td>0.50D</td> </tr> <tr> <td>2<D</td> <td>1.00D</td> </tr> </tbody> </table> 												Dia	aa	D<0.8	0.25D	0.8<D<2	0.50D	2<D	1.00D
													Dia	aa						
													D<0.8	0.25D						
													0.8<D<2	0.50D						
2<D	1.00D																			
Mill Dia.	Speed RPM	Feed in/min	Speed RPM	Feed in/min	Speed RPM	Feed in/min	Speed RPM	Feed in/min	Speed RPM	Feed in/min	Speed RPM	Feed in/min								
0.3	25,000	1.8	25,000	3.1	25,000	1.1	25,000	0.8	23,750	0.6	13,895	0.2								
0.5	25,000	3.2	24,235	5.3	22,300	1.8	15,995	1.0	14,250	0.7	8,335	0.3								
0.8	25,000	4.9	15,150	4.7	13,935	2.5	10,000	1.2	8,905	0.7	5,210	0.3								
1.0	25,000	6.2	12,120	4.8	11,150	2.6	8,000	1.3	7,125	0.6	4,170	0.3								
1.5	21,330	7.9	8,080	4.7	7,435	3.1	5,330	1.1	4,750	0.7	2,780	0.4								
2.0	15,995	11.8	6,060	5.0	5,575	3.5	4,000	1.9	3,565	1.1	2,085	0.5								
3.0	10,665	11.2	4,040	5.4	3,715	3.4	2,665	2.6	2,375	1.1	1,390	0.5								
4.0	8,000	11.8	3,030	5.4	2,785	3.5	2,000	2.6	1,780	1.1	1,040	0.5								
5.0	6,400	12.0	2,425	5.5	2,230	3.5	1,600	2.5	1,425	1.1	835	0.6								
6.0	5,330	11.9	2,020	6.7	1,860	3.5	1,335	2.6	1,190	1.1	695	0.5								
8.0	4,000	11.8	1,515	7.8	1,395	3.4	1,000	2.6	890	1.1	520	0.5								
10.0	3,200	12.0	1,210	8.0	1,115	3.5	800	2.5	715	1.1	415	0.5								
12.0	2,665	11.9	1,010	8.0	930	3.5	665	2.6	595	1.0	345	0.5								
16.0	2,000	11.8	755	7.8	695	3.4	500	2.6	445	1.3	260	0.4								
20.0	1,600	11.8	605	7.9	555	3.5	400	2.7	355	1.3	210	0.3								
25.0	1,280	12.1	485	8.0	445	3.5	320	2.7	285	1.3	165	0.3								

1. Increase speeds & feeds 5-10% for Series 412 and 422.
2. Reduce speeds & feeds 20-30% for Series 462.
3. Reduce speeds & feeds 40-50% for Series 482.
4. Increase speeds & feeds 20-30% for 402 TiN.
5. Column for Hardened Steels (40-50 HRC) is for Series 402 TiN and 403 TiN only.
6. Increase speeds & feeds 20-30% for Series 403 and 445.
7. Increase speeds & feeds 20-40% for Series 403 TiN.

ABOUT OSG

DRILLING

THREADING

MILLING

HOLDERS

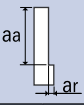
INDEX





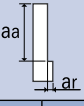
Standard 4 Flute and Multiple Flute Carbide

Side Milling (Fractional)

Hardness	<20 HRC		20-30 HRC		-		-		30-40 HRC		40-50 HRC	
Work Material	Mild Carbon Steels Mild Steels		Pre-hardened Steels Die & Alloy Steels		Cast Iron		Aluminum		Pre-hardened Steels Die & Alloy Steels		Hardened Steels	
Cutting Speed	100-150 SFM		80-115 SFM		100-150 SFM		330-400 SFM		80-100 SFM		50 SFM	
Depth of Cut	$a_a=1.5D$ $a_r=0.1D$ 											
Mill Dia.	Speed RPM	Feed in/min	Speed RPM	Feed in/min	Speed RPM	Feed in/min	Speed RPM	Feed in/min	Speed RPM	Feed in/min	Speed RPM	Feed in/min
0.030	15,905	3.7	12,405	2.5	15,905	6.9	25,000	15.5	11,450	1.1	6,360	0.6
3/64	10,180	4.3	7,940	3.3	10,180	7.0	25,000	19.7	7,330	1.8	4,070	0.7
1/16	7,635	4.8	5,955	3.7	7,635	7.7	22,290	26.1	5,495	2.0	3,055	0.8
5/64	6,105	5.2	4,765	3.9	6,105	11.9	17,830	27.6	4,395	2.2	2,445	0.8
1/8	3,815	7.0	2,975	5.6	3,815	13.3	11,145	22.1	2,750	2.2	1,525	1.3
5/32	3,055	8.3	2,380	6.0	3,055	14.2	8,915	24.6	2,200	2.3	1,220	1.4
3/16	2,545	10.0	1,985	6.3	2,545	15.0	7,430	26.0	1,830	2.4	1,020	1.5
1/4	1,910	8.9	1,490	5.9	1,910	13.4	5,575	23.2	1,375	2.1	765	1.3
5/16	1,525	9.3	1,190	6.0	1,525	14.0	4,460	25.9	1,100	2.3	610	1.4
3/8	1,270	11.1	990	6.3	1,270	15.7	3,715	27.3	915	2.4	510	1.5
1/2	955	9.9	745	5.9	955	14.0	2,785	27.1	685	2.1	380	1.3
5/8	765	11.7	595	7.0	765	17.6	2,230	29.0	550	2.3	305	1.4
3/4	635	12.3	495	7.8	635	18.5	1,860	30.1	460	2.4	255	1.5
1	475	11.7	375	7.0	475	17.6	1,395	25.7	345	1.8	190	1.1

1. Reduce speeds & feeds 20-30% for Series 464.
2. Reduce speeds & feeds 40-50% for Series 484.
3. Slotting is not recommended for Series 484.
4. Increase speeds & feeds 20-30 % for Series 404 TiN.
5. Column for Hardened Steels (40-50 HRC), is for Series 404 TiN only.

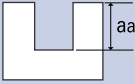
Side Milling (Metric)

Hardness	<20 HRC		20-30 HRC		-		-		30-40 HRC		40-50 HRC	
Work Material	Mild Carbon Steels Mild Steels		Pre-hardened Steels Die & Alloy Steels		Cast Iron		Aluminum		Pre-hardened Steels Die & Alloy Steels		Hardened Steels	
Cutting Speed	100-150 SFM		80-115 SFM		100-150 SFM		330-400 SFM		80-100 SFM		50 SFM	
Depth of Cut	$a_a=1.5D$ $a_r=0.1D$ 											
Mill Dia.	Speed RPM	Feed in/min	Speed RPM	Feed in/min	Speed RPM	Feed in/min	Speed RPM	Feed in/min	Speed RPM	Feed in/min	Speed RPM	Feed in/min
0.8	15,150	3.6	11,815	2.3	15,150	6.5	25,000	15.5	10,905	1.1	6,060	0.6
1.0	12,120	5.2	9,450	4.0	12,120	8.4	25,000	19.7	8,725	2.1	4,845	0.8
1.5	8,080	5.1	6,300	4.0	8,080	8.2	23,590	27.6	5,815	2.1	3,230	0.8
2.0	6,060	5.2	4,725	4.0	6,060	11.8	17,695	27.4	4,365	2.1	2,425	0.8
3.0	4,040	7.4	3,150	5.9	4,040	14.1	11,795	23.4	2,910	2.3	1,615	1.4
4.0	3,030	8.2	2,365	6.0	3,030	14.1	8,845	24.4	2,180	2.3	1,210	1.4
5.0	2,425	9.5	1,890	6.0	2,425	14.3	7,075	24.7	1,745	2.3	970	1.4
6.0	2,020	9.4	1,575	6.2	2,020	14.2	5,900	24.5	1,455	2.3	810	1.4
8.0	1,515	9.3	1,180	6.0	1,515	13.9	4,425	25.7	1,090	2.3	605	1.4
10.0	1,210	10.5	945	6.0	1,210	15.0	3,540	26.0	875	2.3	485	1.4
12.0	1,010	10.4	790	6.2	1,010	14.8	2,950	28.8	725	2.2	405	1.4
16.0	755	11.6	590	6.9	755	17.3	2,210	28.8	545	2.3	305	1.4
20.0	605	11.7	475	7.4	605	17.6	1,770	28.6	435	2.3	240	1.4
25.0	485	11.9	380	7.0	485	17.9	1,415	26.0	350	1.8	195	1.1

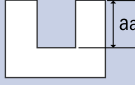
1. Reduce speeds & feeds 20-30% for Series 464.
2. Reduce speeds & feeds 40-50% for Series 484.
3. Slotting is not recommended for Series 484.
4. Increase speeds & feeds 20-30 % for Series 404 TiN.
5. Column for Hardened Steels (40-50 HRC), is for Series 404 TiN only.



Slotting (Fractional)

Hardness	<20 HRC		20-30 HRC		-		-		30-40 HRC		40-50 HRC									
Work Material	Mild Carbon Steels Mild Steels		Pre-hardened Steels Die & Alloy Steels		Cast Iron		Aluminum		Pre-hardened Steels Die & Alloy Steels		Hardened Steels									
Cutting Speed	100-130 SFM		65-100 SFM		100-150 SFM		330 SFM		65-82 SFM		43 SFM									
Depth of Cut	<table border="1" style="display: inline-table; margin-right: 20px;"> <thead> <tr> <th>Dia</th> <th>aa</th> </tr> </thead> <tbody> <tr> <td>D<1/32</td> <td>0.2D</td> </tr> <tr> <td>1/32<D<5/64</td> <td>0.3D</td> </tr> <tr> <td>5/64<D</td> <td>0.5D</td> </tr> </tbody> </table> 												Dia	aa	D<1/32	0.2D	1/32<D<5/64	0.3D	5/64<D	0.5D
													Dia	aa						
													D<1/32	0.2D						
													1/32<D<5/64	0.3D						
5/64<D	0.5D																			
Mill Dia.	Speed RPM	Feed in/min	Speed RPM	Feed in/min	Speed RPM	Feed in/min	Speed RPM	Feed in/min	Speed RPM	Feed in/min	Speed RPM	Feed in/min								
0.030	14,630	3.7	10,495	1.8	15,905	6.9	25,000	6.9	9,350	0.9	5,470	0.4								
3/64	9,365	3.1	6,720	1.5	10,180	5.7	25,000	8.7	5,985	0.7	3,500	0.3								
1/16	7,025	4.0	5,040	1.6	7,635	6.3	20,155	10.5	4,490	1.0	2,625	0.5								
5/64	5,620	4.9	4,030	2.7	6,105	7.1	16,120	16.6	3,590	1.5	2,100	0.8								
1/8	3,510	4.5	2,520	3.4	3,815	7.1	10,075	14.8	2,245	1.5	1,315	0.7								
5/32	2,810	4.9	2,015	3.6	3,055	7.7	8,060	16.6	1,795	1.5	1,050	0.8								
3/16	2,340	5.1	1,680	3.6	2,545	8.1	6,720	17.6	1,495	1.6	875	0.8								
1/4	1,755	4.6	1,260	3.4	1,910	8.9	5,040	15.7	1,120	1.5	655	0.7								
5/16	1,405	4.8	1,010	3.6	1,525	11.0	4,030	16.6	900	1.5	525	0.8								
3/8	1,170	5.1	840	3.6	1,270	11.8	3,360	17.6	750	1.6	440	0.8								
1/2	880	4.6	630	3.3	955	10.5	2,520	15.7	560	1.4	330	0.7								
5/8	700	4.8	505	3.7	765	11.1	2,015	16.6	450	1.8	265	0.6								
3/4	585	5.1	420	3.9	635	11.6	1,680	17.3	375	1.9	220	0.6								
1	440	4.8	315	3.7	475	11.0	1,260	16.6	280	1.8	165	0.3								

Slotting (Metric)

Hardness	<20 HRC		20-30 HRC		-		-		30-40 HRC		40-50 HRC									
Work Material	Mild Carbon Steels Mild Steels		Pre-hardened Steels Die & Alloy Steels		Cast Iron		Aluminum		Pre-hardened Steels Die & Alloy Steels		Hardened Steels									
Cutting Speed	100-130 SFM		65-100 SFM		100-150 SFM		330 SFM		65-82 SFM		43 SFM									
Depth of Cut	<table border="1" style="display: inline-table; margin-right: 20px;"> <thead> <tr> <th>Dia</th> <th>aa</th> </tr> </thead> <tbody> <tr> <td>D<0.8</td> <td>0.2D</td> </tr> <tr> <td>0.8<D<2</td> <td>0.3D</td> </tr> <tr> <td>2<D</td> <td>0.5D</td> </tr> </tbody> </table> 												Dia	aa	D<0.8	0.2D	0.8<D<2	0.3D	2<D	0.5D
													Dia	aa						
													D<0.8	0.2D						
													0.8<D<2	0.3D						
2<D	0.5D																			
Mill Dia.	Speed RPM	Feed in/min	Speed RPM	Feed in/min	Speed RPM	Feed in/min	Speed RPM	Feed in/min	Speed RPM	Feed in/min	Speed RPM	Feed in/min								
0.8	13,935	3.4	10,000	1.7	15,150	6.5	25,000	6.9	8,905	0.9	5,210	0.3								
1.0	11,150	3.7	8,000	1.8	12,120	6.8	25,000	8.7	7,125	0.8	4,170	0.3								
1.5	7,435	4.3	5,330	1.6	8,080	6.7	21,330	11.1	4,750	1.0	2,780	0.5								
2.0	5,575	4.9	4,000	2.7	6,060	7.1	15,995	16.5	3,565	1.5	2,085	0.8								
3.0	3,715	4.8	2,665	3.6	4,040	7.5	10,665	15.7	2,375	1.5	1,390	0.8								
4.0	2,785	4.9	2,000	3.6	3,030	7.6	8,000	16.5	1,780	1.5	1,040	0.8								
5.0	2,230	4.9	1,600	3.5	2,425	7.7	6,400	16.8	1,425	1.5	835	0.8								
6.0	1,860	4.8	1,335	3.6	2,020	9.4	5,330	16.6	1,190	1.5	695	0.8								
8.0	1,395	4.8	1,000	3.6	1,515	10.9	4,000	16.5	890	1.5	520	0.8								
10.0	1,115	4.9	800	3.5	1,210	11.2	3,200	16.8	715	1.5	415	0.7								
12.0	930	4.8	665	3.5	1,010	11.1	2,665	16.6	595	1.4	345	0.7								
16.0	695	4.8	500	3.7	755	10.9	2,000	16.5	445	1.8	260	0.6								
20.0	555	4.9	400	3.8	605	11.1	1,600	16.5	355	1.7	210	0.5								
25.0	445	4.9	320	3.8	485	11.3	1,280	16.9	285	1.8	165	0.4								



Standard 2 Flute HSS-Co

Slotting

Hardness	<145 Brinell			<20 HRC			20-30 HRC		
Work Material	Mild Steels Brass Bronze			Medium Tensile Steels Mild Steel Forgings Cast Iron Hard Brass and Bronze Copper			High Tensile Steels Unalloyed Titanium Heat Resistant Ferritic Low Alloys		
Cutting Speed	80-150 SFM			80-110 SFM			50-65 SFM		
Depth of Cut	$a_a=0.5D$								
Mill Dia.	Speed RPM	IPT	Feed in/min	Speed RPM	IPT	Feed in/min	Speed RPM	IPT	Feed in/min
1/64	25,000	0.00002	1.0	23,225	0.00002	0.9	14,000	0.00001	0.3
1/32	14,060	0.00007	2.0	11,610	0.00006	1.4	7,100	0.00005	0.7
3/64	9,370	0.00014	2.6	7,740	0.00012	1.9	4,500	0.00010	0.9
1/16	7,030	0.00020	2.8	5,800	0.00018	2.1	3,550	0.00014	1.0
5/64	5,625	0.00028	3.1	4,645	0.00025	2.3	2,800	0.00020	1.1
3/32	4,685	0.00040	3.7	3,870	0.00035	2.7	2,240	0.00028	1.3
7/64	4,015	0.00047	3.8	3,320	0.00042	2.8	2,000	0.00033	1.3
1/8	3,515	0.00056	3.9	2,900	0.00050	2.9	1,800	0.00040	1.4
9/64	3,125	0.00067	4.2	2,580	0.00060	3.1	1,600	0.00047	1.5
5/32	2,810	0.00080	4.5	2,320	0.00071	3.3	1,400	0.00056	1.6
11/64	2,555	0.00095	4.9	2,110	0.00085	3.6	1,250	0.00067	1.7
3/16	2,340	0.00110	5.2	1,935	0.00100	3.9	1,120	0.00080	1.8
1/4	1,760	0.00160	5.6	1,450	0.00140	4.1	900	0.00112	2.0
5/16	1,400	0.00224	6.3	1,160	0.00200	4.6	710	0.00160	2.3
3/8	1,170	0.00265	6.2	970	0.00236	4.6	630	0.00190	2.4
7/16	1,000	0.00335	6.7	830	0.00300	5.0	500	0.00250	2.5
1/2	880	0.00375	6.6	725	0.00315	4.6	450	0.00265	2.4
9/16	780	0.00400	6.2	645	0.00355	4.6	400	0.00300	2.4
5/8	700	0.00425	6.0	580	0.00375	4.4	355	0.00335	2.4
11/16	640	0.00475	6.1	530	0.00400	4.2	315	0.00355	2.2
3/4	585	0.00475	5.6	485	0.00400	3.9	315	0.00355	2.2
13/16	540	0.00500	5.4	445	0.00400	3.6	280	0.00400	2.2
7/8	500	0.00530	5.3	415	0.00400	3.3	250	0.00400	2.0
15/16	470	0.00560	5.2	390	0.00400	3.1	224	0.00400	1.8
1	440	0.00560	4.9	360	0.00400	2.9	224	0.00400	1.8
1-1/8	390	0.00560	4.4	320	0.00400	2.6	200	0.00400	1.6
1-1/4	350	0.00600	4.2	290	0.00400	2.3	180	0.00400	1.4
1-3/8	320	0.00600	3.8	265	0.00400	2.1	160	0.00400	1.3
1-1/2	295	0.00630	3.7	240	0.00400	1.9	140	0.00400	1.1
1-5/8	270	0.00630	3.4	225	0.00400	1.8	140	0.00400	1.1
1-3/4	250	0.00630	3.2	210	0.00400	1.7	125	0.00400	1.0
1-7/8	235	0.00630	3.0	195	0.00400	1.5	112	0.00400	0.9
2	220	0.00630	2.8	180	0.00400	1.5	112	0.00400	0.9

- 1) Speeds and Feeds for Lists 520, 522, 540, 541, 542, 543, 548, 620 and 641
- 2) Reduce Speeds and Feeds 5-10% for Lists 525, 527, 547
- 3) Reduce Speeds and Feeds 10-20% for Lists 545 and 557
- 4) Increase Speeds and Feeds 5-15% for Lists 530 and 535 (Aluminum only)
- 5) Increase Speeds and Feeds 10-20% for List 529
- 6) Speeds can be increased up to 20% for 520TiN, 522TiN, 540TiN, and 542TiN
- 7) Speeds can be increased up to 15% for Lists 541TiN/TiCN and 548 TiCN

ABOUT OSG

DRILLING

THREADING

MILLING

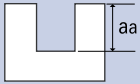
HOLDERS

INDEX





Slotting

Hardness	30-40 HRC			40-50 HRC			-		
Work Material	High Tensile Steels Tool Steels Medium Strength Stainless Steels and Titanium Alloys			Heat Resistant High Strength Stainless Steels and Titanium Alloys			Aluminum Alloy Aluminum Plastics Woods		
Cutting Speed	80-150 SFM			16-32 SFM			150-165 SFM		
Depth of Cut	$a_a=0.5D$ 								
Mill Dia.	Speed RPM	IPT	Feed in/min	Speed RPM	IPT	Feed in/min	Speed RPM	IPT	Feed in/min
1/64	25,000	0.00002	0.8	6,300	0.00001	0.1	25,000	0.00003	1.5
1/32	14,060	0.00004	1.2	3,150	0.00003	0.2	19,250	0.00008	2.9
3/64	9,370	0.00009	1.6	2,000	0.00006	0.2	12,835	0.00014	3.6
1/16	7,030	0.00012	1.7	1,600	0.00008	0.3	9,625	0.00020	3.9
5/64	5,625	0.00017	1.9	1,250	0.00011	0.3	7,700	0.00028	4.3
3/32	4,685	0.00024	2.2	1,000	0.00016	0.3	6,420	0.00038	4.8
7/64	4,015	0.00028	2.2	900	0.00020	0.4	5,500	0.00043	4.7
1/8	3,515	0.00034	2.4	800	0.00024	0.4	4,815	0.00050	4.8
9/64	3,125	0.00040	2.5	710	0.00028	0.4	4,280	0.00060	5.1
5/32	2,810	0.00048	2.7	630	0.00034	0.4	3,850	0.00071	5.5
11/64	2,555	0.00056	2.9	560	0.00040	0.4	3,500	0.00080	5.6
3/16	2,345	0.00067	3.1	500	0.00048	0.5	3,210	0.00095	6.1
1/4	1,760	0.00095	3.3	400	0.00071	0.6	2,400	0.00132	6.4
5/16	1,400	0.00132	3.7	315	0.00100	0.6	1,925	0.00190	7.3
3/8	1,170	0.00160	3.7	280	0.00118	0.7	1,600	0.00212	6.8
7/16	1,000	0.00212	4.3	224	0.00140	0.6	1,375	0.00265	7.3
1/2	880	0.00236	4.1	200	0.00180	0.7	1,200	0.00300	7.2
9/16	780	0.00280	4.4	180	0.00200	0.7	1,070	0.00315	6.7
5/8	700	0.00315	4.4	160	0.00224	0.7	965	0.00335	6.4
11/16	640	0.00355	4.5	140	0.00250	0.7	875	0.00375	6.6
3/4	585	0.00355	4.2	140	0.00250	0.7	800	0.00375	6.0
13/16	540	0.00400	4.3	125	0.00280	0.7	740	0.00400	5.9
7/8	500	0.00400	4.0	112	0.00315	0.7	690	0.00425	5.8
15/16	470	0.00400	3.7	100	0.00355	0.7	640	0.00450	5.8
1	440	0.00400	3.5	100	0.00355	0.7	600	0.00450	5.4
1-1/8	390	0.00400	3.1	90	0.00400	0.7	535	0.00475	5.1
1-1/4	350	0.00400	2.8	80	0.00400	0.6	480	0.00475	4.6
1-3/8	320	0.00400	2.6	71	0.00400	0.6	440	0.00500	4.4
1-1/2	295	0.00400	2.3	63	0.00400	0.5	400	0.00500	4.0
1-5/8	270	0.00400	2.2	63	0.00400	0.5	370	0.00500	3.7
1-3/4	250	0.00400	2.0	56	0.00400	0.4	345	0.00500	3.4
1-7/8	235	0.00400	1.9	50	0.00400	0.4	320	0.00500	3.2
2	220	0.00400	1.8	50	0.00400	0.4	300	0.00500	3.0


1) Based on regular 2FL cutting depth (1/2D) 4FL depth (1/4D) .
 2) In case of deeper operation, slow down feed by 20-50%.





Standard 4 Flute and 6 Flute HSS-Co

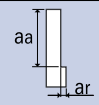
Side Milling

Hardness	<145 Brinell			<20 HRC			20-30 HRC		
Work Material	Mild Steels Brass Bronze			Medium Tensile Steels Mild Steel Forgings Cast Iron Hard Brass and Bronze Copper			High Tensile Steels Unalloyed Titanium Heat Resistant Ferritic Low Alloys		
Cutting Speed	80-150 SFM			80-110 SFM			16-32 SFM		
Depth of Cut	$a_a = 1.5D$ $a_r = 0.1D$ 								
Mill Dia.	Speed RPM	IPT	Feed in/min	Speed RPM	IPT	Feed in/min	Speed RPM	IPT	Feed in/min
1/16	7,030	0.00020	5.6	5,800	0.00018	4.2	1,465	0.00014	0.8
5/64	5,625	0.00028	6.3	4,645	0.00025	4.6	1,175	0.00020	0.9
3/32	4,685	0.00040	7.5	3,870	0.00036	5.5	980	0.00028	1.1
7/64	4,015	0.00048	7.6	3,320	0.00043	5.6	840	0.00034	1.1
1/8	3,515	0.00056	7.9	2,900	0.00050	5.8	735	0.00040	1.2
9/64	3,125	0.00067	8.4	2,580	0.00060	6.2	650	0.00048	1.2
5/32	2,810	0.00080	9.0	2,320	0.00071	6.6	585	0.00056	1.3
11/64	2,555	0.00095	9.7	2,110	0.00085	7.2	530	0.00067	1.4
3/16	2,340	0.00110	10.3	1,935	0.00100	7.7	490	0.00080	1.6
1/4	1,760	0.00160	11.2	1,450	0.00140	8.1	365	0.00112	1.6
5/16	1,400	0.00224	12.6	1,160	0.00200	9.3	295	0.00160	1.9
3/8	1,170	0.00265	12.4	970	0.00236	9.1	245	0.00190	1.9
7/16	1,000	0.00335	13.5	830	0.00300	10.0	210	0.00250	2.1
1/2	880	0.00375	13.2	725	0.00315	9.1	185	0.00265	1.9
9/16	780	0.00400	12.5	645	0.00355	9.2	160	0.00300	2.0
5/8	700	0.00425	11.9	580	0.00375	8.7	145	0.00335	2.0
11/16	640	0.00475	12.1	530	0.00375	7.9	135	0.00355	1.9
3/4	585	0.00475	11.1	485	0.00375	7.3	120	0.00355	1.7
13/16	540	0.00500	10.8	445	0.00375	6.7	110	0.00400	1.8
7/8	500	0.00530	10.6	415	0.00375	6.2	105	0.00400	1.7
15/16	470	0.00560	10.5	390	0.00375	5.8	100	0.00400	1.6
1	440	0.00560	9.8	365	0.00375	5.4	90	0.00400	1.5
1-1/8	390	0.00560	8.7	320	0.00375	4.8	80	0.00400	1.3
1-1/4	350	0.00600	8.4	290	0.00375	4.4	75	0.00400	1.2
1-3/8	320	0.00600	7.7	265	0.00375	4.0	65	0.00400	1.1
1-1/2	295	0.00630	7.4	240	0.00375	3.6	60	0.00400	1.0
1-3/4	250	0.00630	9.5	210	0.00375	4.7	50	0.00400	1.3
2	220	0.00630	8.3	180	0.00375	4.1	45	0.00400	1.1

- 1) Speeds and Feeds for Lists 540, 541, 542, 543, 547, 548, 575, and 641
- 2) Reduce Speeds and Feeds 15-20% for Lists 557
- 3) Reduce Speeds and Feeds 10-15% for Lists 545, 546, 558 and 646
- 4) Increase Speeds and Feeds 5-15% for Lists 549

Standard 4 Flute and 6 Flute HSS-Co: (Continued)

Side Milling

Hardness	30-40 HRC			40-50 HRC			-		
Work Material	High Tensile Steels Tool Steels Medium Strength Stainless Steels and Titanium Alloys			Heat Resistant High Strength Stainless Steels and Titanium Alloys			Aluminum Alloyed Aluminum Plastics Woods		
Cutting Speed	30-50 SFM			16-32 SFM			150-390 SFM		
Depth of Cut	$a_a = 1.5D$ $a_r = 0.1D$ 								
Mill Dia.	Speed RPM	IPT	Feed in/min	Speed RPM	IPT	Feed in/min	Speed RPM	IPT	Feed in/min
1/16	2,500	0.00012	1.2	1,600	0.00008	0.5	16,500	0.00020	13.2
5/64	2,000	0.00017	1.4	1,250	0.00011	0.6	13,200	0.00028	14.8
3/32	1,600	0.00024	1.5	1,000	0.00016	0.6	11,000	0.00038	16.5
7/64	1,400	0.00028	1.6	900	0.00020	0.7	9,430	0.00043	16.0
1/8	1,250	0.00034	1.7	800	0.00024	0.8	8,250	0.00050	16.5
9/64	1,120	0.00040	1.8	710	0.00028	0.8	7,335	0.00060	17.6
5/32	1,000	0.00048	1.9	630	0.00034	0.8	6,600	0.00071	18.7
11/64	900	0.00056	2.0	560	0.00040	0.9	6,000	0.00080	19.2
3/16	800	0.00067	2.1	500	0.00048	1.0	5,500	0.00095	20.9
1/4	630	0.00095	2.4	400	0.00071	1.1	4,125	0.00132	21.8
5/16	500	0.00132	2.6	315	0.00100	1.3	3,300	0.00190	25.1
3/8	450	0.00160	2.9	280	0.00118	1.3	2,750	0.00212	23.3
7/16	355	0.00212	3.0	224	0.00140	1.3	2,360	0.00265	25.0
1/2	315	0.00236	3.0	200	0.00180	1.4	2,060	0.00300	24.8
9/16	280	0.00280	3.1	180	0.00200	1.4	1,835	0.00315	23.1
5/8	250	0.00315	3.2	160	0.00224	1.4	1,650	0.00335	22.1
11/16	224	0.00355	3.2	140	0.00250	1.4	1,500	0.00375	22.5
3/4	224	0.00355	3.2	140	0.00250	1.4	1,375	0.00375	20.6
13/16	200	0.00400	3.2	125	0.00280	1.4	1,270	0.00400	20.3
7/8	180	0.00400	2.9	112	0.00315	1.4	1,180	0.00425	20.0
15/16	160	0.00400	2.6	100	0.00355	1.4	1,100	0.00450	19.8
1	160	0.00400	2.6	100	0.00355	1.4	1,030	0.00450	18.6
1-1/8	140	0.00400	2.2	90	0.00400	1.4	915	0.00475	17.4
1-1/4	125	0.00400	2.0	80	0.00400	1.3	825	0.00475	15.7
1-3/8	112	0.00400	1.8	71	0.00400	1.1	750	0.00500	15.0
1-1/2	100	0.00400	1.6	63	0.00400	1.0	690	0.00500	13.8
1-3/4	90	0.00400	2.2	56	0.00400	1.3	590	0.00500	17.7
2	80	0.00400	1.9	50	0.00400	1.2	515	0.00500	15.5


1) Based on regular 4FL end mills. cutting depth (1.5D) x cutting width (0.1D)

2) For finish cut, increase RPM 30-50%.




List 660: Super High-Helix - Regular Length - Multiple Flute

Semi-Roughing Cut

Hardness	<20 HRC		20-30 HRC		30-40 HRC		40-50 HRC	
Work Material	1045 1055 Cast Steel Cast Iron		15-5 PH 4140, 4340, 304, 316, 410, 420, 430 A1		6AL-4V 17-4 PH H13 (HRC38) P20, D2 Beryllium Copper		H13 (HRC45) Inconel 718 Hastelloy Waspaloy	
Cutting Speed	80-100 SFM		50-65 SFM		35-45 SFM		20-30 SFM	
Depth of Cut	$a_a = 1.5D$ $a_r = 0.3D$ 							
Mill Dia.	Speed RPM	Feed in/min	Speed RPM	Feed in/min	Speed RPM	Feed in/min	Speed RPM	Feed in/min
1/4	1,400	3.0	900	1.9	600	1.2	400	0.7
5/16	1,100	2.8	700	1.8	500	1.3	300	0.7
3/8	900	3.2	600	2.1	400	1.4	250	0.7
7/16	780	3.3	500	2.1	355	1.5	224	0.8
1/2	710	3.8	450	2.4	315	1.7	200	0.8
5/8	560	3.8	350	2.3	250	1.7	160	0.9
3/4	450	3.8	300	2.6	200	1.7	140	0.8
7/8	400	4.0	250	2.5	180	1.8	110	0.8
1	315	3.5	200	2.2	160	1.8	100	0.8

Finish Cut

Hardness	<20 HRC		20-30 HRC		30-40 HRC		40-50 HRC	
Work Material	1045 1055 Cast Steel Cast Iron		15-5 PH 4140, 4340, 304, 316, 410, 420, 430 A1		6AL-4V 17-4 PH H13 (HRC38) P20, D2 Beryllium Copper		H13 (HRC45) Inconel 718 Hastelloy Waspaloy	
Cutting Speed	80-100 SFM		50-65 SFM		35-45 SFM		20-30 SFM	
Depth of Cut	$a_a = 1.5D$ $a_r = 0.1D$ 							
Mill Dia.	Speed RPM	Feed in/min	Speed RPM	Feed in/min	Speed RPM	Feed in/min	Speed RPM	Feed in/min
1/4	1,400	5.9	900	3.1	600	2.0	400	1.1
5/16	1,100	6.6	700	3.3	500	2.4	315	1.2
3/8	900	6.3	600	3.5	400	2.3	250	1.2
7/16	780	7.0	500	3.7	355	2.7	224	1.4
1/2	710	6.7	450	3.6	315	2.5	200	1.4
5/8	560	6.3	350	3.5	250	2.5	160	1.5
3/4	450	5.1	300	3.2	200	2.1	140	1.5
7/8	400	6.0	250	3.7	180	2.7	110	1.6
1	350	5.3	200	3.0	160	2.4	100	1.4



List 690: Regular Length - Multiple Flute - Center Hole

Side Milling

Hardness	<20 HRC		20-30 HRC		30-40 HRC		40-45 HRC		<50 HRC										
Work Material	Mild Steels (up to 70x103 lb/in.2)		Medium Tensile Steels (70x103 to 115x103 lb/in.2) Mild Steel Forgings Cast Iron		High Tensile Steels (115x103 to 142x103 lb/in.2) Heat Resistant Ferritic Low Alloys		High Tensile Steels (142x103 to 200x103 lb/in.2) Tool Steels Medium Strength Stainless Steel		High Strength Stainless Steels										
Cutting Speed	130-148 SFM		115-131 SFM		79-83 SFM		55-66 SFM		45-47 SFM										
Depth of Cut	<table border="1"> <thead> <tr> <th>Dia</th> <th>aa</th> <th>ar</th> </tr> </thead> <tbody> <tr> <td>1/2 ≤ D < 1-1/8</td> <td>1.5D</td> <td>0.5D</td> </tr> <tr> <td>1-1/4 ≤ D ≤ 2</td> <td>1D</td> <td>0.5D</td> </tr> </tbody> </table>										Dia	aa	ar	1/2 ≤ D < 1-1/8	1.5D	0.5D	1-1/4 ≤ D ≤ 2	1D	0.5D
											Dia	aa	ar						
1/2 ≤ D < 1-1/8	1.5D	0.5D																	
1-1/4 ≤ D ≤ 2	1D	0.5D																	
Mill Dia.	Speed RPM	Feed in/min	Speed RPM	Feed in/min	Speed RPM	Feed in/min	Speed RPM	Feed in/min	Speed RPM	Feed in/min									
1/4	2,230	6.0	1,770	4.5	1,250	3.0	940	2.3	700	1.5									
5/16	1,700	7.9	1,600	6.3	1,000	3.5	800	2.8	560	1.5									
3/8	1,470	10.3	1,180	7.0	835	4.0	660	3.3	470	1.9									
1/2	1,100	9.3	900	6.4	630	4.1	425	3.1	355	1.9									
5/8	850	12.5	715	8.4	500	6.3	400	4.0	280	2.4									
3/4	725	14.8	590	8.4	420	6.0	325	4.3	235	2.4									
7/8	630	14.0	500	8.4	350	6.0	280	4.5	200	2.4									
1	560	14.0	450	7.9	310	6.0	250	4.5	175	2.3									
1-1/8	490	12.1	400	7.0	270	6.0	220	4.3	160	2.4									
1-1/4	450	11.8	355	7.0	250	5.5	200	4.0	140	2.3									
1-1/2	370	10.1	300	6.6	210	4.5	165	3.3	115	1.9									
1-3/4	315	8.8	250	6.0	180	4.0	140	2.8	100	1.5									
2	275	7.8	220	5.0	155	3.5	120	2.3	90	1.4									

ABOUT OSG

DRILLING

THREADING

MILLING

HOLDERS

INDEX






List 573: Regular Length, 2 Flute

List 574: Regular Length, Multiple Flute

Slotting


Hardness	-		<145 Brinell		<20 HRC		20-30 HRC		30-40 HRC	
Work Material	Aluminum Alloyed Aluminum Plastics Woods		Mild Steels Brass Bronze		Medium Tensile Steels Mild Steel Forgings Cast Iron Hard Brass and Bronze Copper		High Tensile Steels Unalloyed Titanium Heat Resistant Ferritic Low Alloys		High Tensile Steels Tool Steels Medium Strength Stainless Steels and Titanium Alloys	
Cutting Speed	250-350 SFM		80-100 SFM		50-65 SFM		35-45 SFM		20-30 SFM	
Depth of Cut	2 Flute: $a_a=0.5D$ 4 Flute: $a_a=0.25D$ 									
Mill Dia.	Speed RPM	Feed in/min	Speed RPM	Feed in/min	Speed RPM	Feed in/min	Speed RPM	Feed in/min	Speed RPM	Feed in/min
1/8	9,170	9.2	2,750	3.1	1,760	4.2	1,220	1.0	765	0.6
5/32	7,335	10.4	2,200	3.5	1,400	4.8	980	1.1	610	0.6
3/16	6,110	11.6	1,830	4.0	1,170	5.5	815	1.3	510	0.7
1/4	4,585	12.1	1,375	4.4	880	5.9	610	1.4	380	0.8
5/16	3,670	14.0	1,100	4.9	700	6.7	490	1.5	300	0.8
3/8	3,055	12.9	915	4.8	585	6.5	410	1.5	255	0.8
7/16	2,620	13.9	785	5.3	500	7.1	350	1.7	220	0.9
1/2	2,290	13.8	690	5.2	440	6.7	305	1.6	190	0.9
9/16	2,040	12.8	610	4.9	390	6.6	270	1.6	170	1.0
5/8	1,835	12.3	550	4.6	350	6.2	245	1.6	150	1.0
11/16	1,670	12.5	500	4.8	320	5.7	220	1.6	140	1.0
3/4	1,530	11.5	460	4.4	295	5.2	200	1.5	130	0.9
13/16	1,410	11.2	425	4.2	270	4.8	190	1.5	120	1.0
7/8	1,310	11.1	395	4.1	250	4.4	175	1.4	110	0.9
15/16	1,220	11.0	365	4.1	235	4.2	165	1.3	100	0.8
1	1,150	10.3	345	3.9	220	4.0	155	1.2	95	0.7

1) Based on regular 4FL end mills cutting depth (1.5D) x cutting width (0.1D).
 2) For 2FL end mill, decrease feed 50%.
 3) For finish, increase RPM 1.3 to 1.5 times.



List 574: Regular Length, Multiple Flute (Continued)

Side Milling

Hardness	-		<145 Brinell		<20 HRC		20-30 HRC		30-40 HRC	
Work Material	Aluminum Alloyed Aluminum Plastics Woods		Mild Steels Brass Bronze		Medium Tensile Steels Mild Steel Forgings Cast Iron Hard Brass and Bronze Copper		High Tensile Steels Unalloyed Titanium Heat Resistant Ferritic Low Alloys		High Tensile Steels Tool Steels Medium Strength Stainless Steels and Titanium Alloys	
Cutting Speed	325-590 SFM		130-165 SFM		105-125 SFM		65-80 SFM		30-50 SFM	
Depth of Cut	$a_a=1.5D$ $a_r=0.1D$ 									
Mill Dia.	Speed RPM	Feed in/min	Speed RPM	Feed in/min	Speed RPM	Feed in/min	Speed RPM	Feed in/min	Speed RPM	Feed in/min
1/8	13,980	28.0	4,500	10.1	3,550	7.1	2,240	3.6	1,250	1.6
5/32	11,185	31.8	3,550	11.4	2,800	8.0	1,800	4.0	1,000	1.9
3/16	9,320	35.4	2,800	12.4	2,240	9.0	1,400	4.5	800	2.1
1/4	6,990	36.9	2,240	14.4	1,800	10.1	1,120	5.0	630	2.4
5/16	5,590	42.5	1,800	16.1	1,400	11.3	900	5.8	500	2.6
3/8	4,660	39.5	1,600	17.0	1,250	11.8	800	6.1	450	2.9
7/16	3,995	42.4	1,250	16.8	1,000	12.0	630	6.3	355	3.0
1/2	3,495	41.9	1,120	16.8	900	11.4	560	5.9	315	3.0
9/16	3,100	39.2	1,000	16.0	800	11.4	500	6.0	280	3.1
5/8	2,795	37.5	900	15.3	710	10.6	450	6.0	250	3.1
11/16	2,540	38.1	800	15.3	630	9.5	400	5.6	224	3.1
3/4	2,330	35.0	800	15.3	630	9.5	400	5.6	224	3.1
13/16	2,150	34.4	710	14.3	560	8.4	355	5.6	200	3.3
7/8	2,000	34.0	630	13.4	500	7.5	315	5.0	180	2.9
15/16	1,865	33.6	560	12.5	450	6.8	280	4.5	160	2.5
1	1,750	31.5	560	12.5	450	6.8	280	4.5	160	2.5

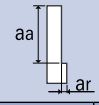
- 1) Based on regular 4FL end mills cutting depth (1.5D) x cutting width (0.1D).
- 2) For 2FL end mill, decrease feed 50%.
- 3) For finish, increase RPM 1.3 to 1.5 times.



List 580: Single End, Regular Length, 2 Flute

List 582: Double End, Regular Length, 2 Flute


Side Milling

Hardness	<145 Brinell		<20 HRC		20-30 HRC		30-40 HRC		40-50 HRC		-	
Work Material	Mild Steels Hard Brass Bronze Cast Iron		Med. Carbon Steels Med. Strength Titanium Alloys Med. Strength Stainless Steels		High Carbon Steel Titanium Alloys High Strength Stainless Steels		Heat Resistant High Alloys Austenitic Alloys Nickel Base Alloys		Heat Resistant High Alloys High Strength Stainless Steels Titanium Alloys		Aluminum Aluminum Alloys	
Cutting Speed	125-145 SFM		95-110 SFM		50-65 SFM		30-50 SFM		16-32 SFM		160-390 SFM	
Depth of Cut	$a_a = 1.5D$ $a_r = 0.1D$ 											
Mill Dia.	Speed RPM	Feed in/min	Speed RPM	Feed in/min	Speed RPM	Feed in/min	Speed RPM	Feed in/min	Speed RPM	Feed in/min	Speed RPM	Feed in/min
3	4,365	4.1	3,315	3.0	1,860	1.3	1,400	0.8	800	0.4	8,895	7.8
4	3,275	5.1	2,485	3.5	1,395	1.6	1,000	1.0	630	0.4	6,670	9.5
5	2,620	5.8	1,990	3.9	1,115	1.8	800	1.0	500	0.5	5,335	10.5
6	2,185	5.8	1,660	3.8	930	1.8	710	1.1	400	0.6	4,450	9.8
8	1,640	7.3	1,245	4.8	700	2.2	500	1.1	315	0.6	3,335	12.7
10	1,310	8.3	995	5.4	560	2.5	400	1.3	280	0.6	2,670	13.3
12	1,090	8.2	830	5.1	465	2.5	315	1.5	200	0.8	2,220	13.2
14	935	7.4	710	4.9	400	2.4	280	1.6	180	0.8	1,900	11.8
16	820	6.9	620	4.6	350	2.4	250	1.6	160	0.8	1,670	11.3
18	730	6.7	550	4.4	310	2.2	225	1.6	140	0.8	1,480	11.2
20	655	6.5	500	3.9	280	2.2	200	1.6	140	0.8	1,335	10.3
22	595	6.3	450	3.5	255	2.0	180	1.4	112	0.8	1,210	10.2
24	545	6.0	415	3.3	235	1.9	160	1.3	100	0.8	1,110	9.8
25	525	5.8	400	3.2	225	1.8	160	1.3	100	0.6	1,070	9.4
26	500	5.5	385	3.1	215	1.7	160	1.3	90	0.6	1,025	9.0
28	465	5.1	355	2.8	200	1.6	140	1.1	80	0.6	950	8.8
30	435	4.8	330	2.6	185	1.5	140	1.1	70	0.6	890	8.3
32	410	4.8	310	2.5	175	1.4	125	1.0	63	0.5	835	7.8
35	375	4.3	285	2.3	160	1.3	110	0.9	63	0.5	760	7.5
36	365	4.2	275	2.2	155	1.3	110	0.8	63	0.5	740	7.2
40	330	4.1	250	2.0	140	1.1	100	0.8	56	0.4	670	6.6
45	290	3.6	220	1.8	125	1.0	90	0.7	50	0.4	595	5.9
50	260	3.2	200	1.6	110	0.9	80	0.7	50	0.4	535	5.3

In case of deeper operation, slow down feed by 20-50%

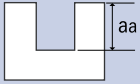
List 531: Single End - Regular Length - 3 Flute
List 532: Double End - Regular Length - 3 Flute
List 536: Single End - Long Length - 3 Flute

Side Milling

Hardness	<145 Brinell		<20 HRC		20-30 HRC		30-40 HRC		-	
Work Material	Mild Steels Hard Brass Bronze Cast Iron		Med. Carbon Steels Hard Brass and Bronze Mild Steel Forgings		High Carbon Steel Unalloyed Titanium Ferritic Low Alloys		High Alloys Titanium Alloys High Strength Stainless Steels		Aluminum Aluminum Alloys	
Cutting Speed	155 SFM		115 SFM		70 SFM		40 SFM		395 SFM	
Depth of Cut	$a_a = 1.5D$ $a_r = 0.2D$ 									
Mill Dia.	Speed RPM	Feed in/min	Speed RPM	Feed in/min	Speed RPM	Feed in/min	Speed RPM	Feed in/min	Speed RPM	Feed in/min
1/8	4,700	5.7	3,516	4.1	2,140	2.0	1,223	0.9	12,076	13.4
3/16	3,200	9.1	2,344	6.0	1,427	3.1	815	1.4	8,051	20.1
1/4	2,350	8.3	1,758	5.4	1,070	2.7	611	1.2	6,038	16.9
5/16	1,896	11.0	1,406	7.0	856	3.6	489	1.8	4,831	25.2
3/8	1,580	12.9	1,172	8.3	713	3.9	408	2.0	4,025	25.2
1/2	1,185	11.6	879	6.9	535	3.7	306	1.9	3,019	21.4
5/8	948	10.4	703	6.9	428	3.7	245	2.1	2,415	21.4
3/4	790	10.4	586	6.0	357	3.6	204	2.1	2,013	19.8
1	592	8.4	439	4.6	268	2.9	153	1.6	1,510	17.9
1-1/4	474	6.6	352	3.7	214	2.2	122	1.3	1,208	15.1
1-1/2	395	6.1	293	3.1	178	1.9	102	1.1	1,006	13.2

When using List Number 536, reduce speeds and feeds by 10%.

Slotting


Hardness	<145 Brinell		<20 HRC		20-30 HRC		30-40 HRC		-	
Work Material	Mild Steels Brass Bronze Cast Iron		Med. Carbon Steels Hard Brass and Bronze Mild Steel Forgings		High Carbon Steel Unalloyed Titanium Ferritic Low Alloys		High Alloys Titanium Alloys High Strength Stainless Steels		Aluminum Aluminum Alloys	
Cutting Speed	115-150 SFM		90-110 SFM		50-65 SFM		15-35 SFM		325-375 SFM	
Depth of Cut	$a_a = 1/3D$ 									
Mill Dia.	Speed RPM	Feed in/min	Speed RPM	Feed in/min	Speed RPM	Feed in/min	Speed RPM	Feed in/min	Speed RPM	Feed in/min
1/8	4,050	4.9	3,055	3.6	1,760	1.7	765	0.5	10,700	11.8
3/16	2,700	7.7	2,040	5.3	1,170	2.5	500	0.9	7,130	17.8
1/4	2,025	7.1	1,530	4.7	880	2.2	385	0.8	5,350	15.0
5/16	1,620	9.4	1,220	6.1	700	3.0	300	1.1	4,280	22.4
3/8	1,350	11.0	1,020	7.2	585	3.2	255	1.3	3,565	22.3
1/2	1,010	9.9	765	6.0	440	3.0	190	1.2	2,675	18.9
5/8	810	8.9	610	6.0	350	3.1	150	1.3	2,140	18.9
3/4	675	8.9	510	5.3	295	2.9	130	1.3	1,780	17.5
1	500	7.2	385	4.0	220	2.4	95	1.0	1,340	15.8
1-1/4	400	5.7	300	3.2	175	1.8	75	0.8	1,070	13.4
1-1/2	340	5.2	255	2.7	145	1.6	65	0.7	890	11.7

When using List Number 536, reduce speeds and feeds by 10%.



List 581: Regular Length - Multiple Flute - Center Hole

Side Milling

Hardness	<145 Brinell		<20 HRC		20-30 HRC		30-40 HRC		40-50 HRC		-	
Work Material	Mild Steels Hard Brass Bronze Cast Iron		Med. Carbon Steels Med. Strength Titanium Alloys Med. Strength Stainless Steels		High Carbon Steel Titanium Alloys High Strength Stainless Steels		Heat Resistant High Alloys Austenitic Alloys Nickel Base Alloys		Heat Resistant High Alloys High Strength Stainless Steels Titanium Alloys		Aluminum Aluminum Alloys	
Cutting Speed	130-165 SFM		105-125 SFM		65-85 SFM		30-50 SFM		16-32 SFM		450-590 SFM	
Depth of Cut	$a_a = 1.5D$ $a_r = 0.1D$ 											
Mill Dia.	Speed RPM	Feed in/min	Speed RPM	Feed in/min	Speed RPM	Feed in/min	Speed RPM	Feed in/min	Speed RPM	Feed in/min	Speed RPM	Feed in/min
3	4,770	8.8	4,000	7.5	2,425	3.4	1,295	1.5	800	0.8	16,820	29.4
4	3,580	11.3	2,800	8.8	1,820	4.0	970	1.8	630	0.9	12,615	35.7
5	2,860	12.6	2,240	9.8	1,455	4.5	775	2.1	500	1.0	10,090	39.8
6	2,385	12.6	2,000	10.4	1,210	4.5	650	2.0	400	1.1	8,410	36.8
8	1,790	15.7	1,400	12.4	910	5.6	485	2.6	315	1.3	6,300	46.6
10	1,430	17.8	1,120	14.0	730	6.5	390	2.8	280	1.4	5,045	49.6
12	1,190	17.9	900	13.2	600	6.4	325	3.0	200	1.5	4,200	48.9
14	1,020	16.1	800	12.4	520	6.2	280	3.1	180	1.5	3,600	44.8
16	895	14.8	710	11.8	455	6.0	240	3.0	160	1.4	3,150	41.7
18	795	14.7	630	11.0	400	5.6	215	3.0	140	1.4	2,800	41.7
20	715	14.1	560	9.8	365	5.7	195	3.0	140	1.4	2,520	39.8
22	650	13.6	500	8.8	330	5.1	175	2.7	112	1.4	2,295	38.4
24	600	13.1	450	7.9	300	4.6	160	2.5	100	1.4	2,100	36.8
25	575	12.6	450	7.9	290	4.5	155	2.4	100	1.4	2,020	35.3
26	550	12.1	450	7.9	280	4.3	150	2.3	90	1.5	1,940	34.0
28	510	11.4	400	7.1	260	4.1	140	2.2	80	1.3	180	33.2
30	480	10.6	400	7.1	240	3.8	130	2.0	71	1.1	1,680	31.0
32	450	9.6	355	6.3	230	3.6	120	1.9	71	1.1	1,575	29.7
35	410	9.4	315	5.5	210	3.2	110	1.8	63	1.0	1,440	28.6
36	400	9.2	315	5.5	200	3.1	105	1.7	63	1.0	1,400	27.8
40	360	8.9	280	4.9	180	2.9	100	1.6	56	1.4	1,260	24.8
45	320	9.3	250	5.5	160	3.1	85	1.7	56	1.4	1,120	27.8
50	285	8.4	224	4.9	145	2.9	80	1.6	50	1.3	1,010	24.7

ABOUT OSG

DRILLING

THREADING

MILLING

HOLDERS

INDEX

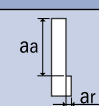




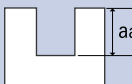
List 420: Stub Length - Multiple Flute - Fine Pitch

List 450: Multiple Flute - Fine Pitch - Center Hole

Side Milling

Hardness	<20 HRC		20-30 HRC		30-40 HRC		40-50 HRC	
Work Material	Medium Tensile Steels Mild Steels		High Tensile Steels Unalloyed Titanium Heat Resistant Ferritic Low Alloys		High Tensile Steels Tool Steels Medium Strength Stainless Steels and Titanium Alloys		Heat Resistant High Alloys High Strength and Titanium Alloys Stainless Steels	
Cutting Speed	90-110 SFM		60-75 SFM		45-60 SFM		30-45 SFM	
Depth of Cut	$a_a = 1.5D$ $a_r = 0.5D$ 							
Mill Dia.	Speed RPM	Feed in/min	Speed RPM	Feed in/min	Speed RPM	Feed in/min	Speed RPM	Feed in/min
1/4	1,500	4.0	1,000	2.6	800	1.9	530	1.1
5/16	1,180	4.5	800	3.3	630	2.3	425	1.3
3/8	1,000	4.8	670	3.3	530	2.5	355	1.4
1/2	750	5.8	500	3.9	400	2.9	265	1.6
5/8	600	6.6	400	4.4	315	3.3	224	2.0
3/4	500	7.5	325	4.8	265	3.5	180	2.0
7/8	425	7.9	280	5.3	224	3.5	150	1.9
1	375	7.4	250	4.9	200	3.5	132	1.9
1-1/8	335	7.0	224	4.6	180	3.5	118	1.8
1-1/4	300	6.4	200	4.3	160	3.1	106	1.8
1-1/2	250	5.9	160	3.6	132	2.8	90	1.6
1-3/4	312	5.0	140	3.3	112	2.4	75	1.4
2	190	4.5	125	2.9	100	2.3	67	1.4

Slotting


Hardness	<20 HRC		20-30 HRC		30-40 HRC		40-50 HRC	
Work Material	Medium Tensile Steels Mild Steels		High Tensile Steels Unalloyed Titanium Heat Resistant Ferritic Low Alloys		High Tensile Steels Tool Steels Medium Strength Stainless Steels and Titanium Alloys		Heat Resistant High Alloys High Strength and Titanium Alloys Stainless Steels	
Cutting Speed	90-110 SFM		60-75 SFM		45-60 SFM		30-45 SFM	
Depth of Cut	$a_a = 0.8D$ 							
Mill Dia.	Speed RPM	Feed in/min	Speed RPM	Feed in/min	Speed RPM	Feed in/min	Speed RPM	Feed in/min
1/4	1,500	4.1	1,000	2.5	800	1.5	530	0.9
3/8	1,000	4.6	670	3.0	530	1.9	355	1.0
1/2	750	5.0	500	3.0	400	2.0	265	1.3
5/8	600	5.1	400	3.8	315	2.3	224	1.4
3/4	500	6.1	325	4.0	265	2.9	180	1.5
7/8	425	6.1	280	4.0	224	2.9	150	1.6
1	375	5.8	250	3.9	200	2.8	132	1.6
1-1/4	300	5.4	200	3.6	160	2.5	106	1.5
1-1/2	200	5.0	160	3.3	132	2.4	90	1.4



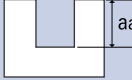


List 455: Multiple Flute - Fine Pitch - Center Hole

Side Milling

Hardness	<145 Brinell		<20 HRC		20-30 HRC		30-40 HRC		<45 HRC							
Work Material	Cast Iron Mild Steel Forgings Brass		Medium Carbon Steels Mild Steel Forgings		High Tensile Steels 4140, 4340 304 Stainless Steels Ti-Alloy		D2 H13 17-4PH		Heat Resistant Alloys Inconel 718 Heat Treated Materials							
Cutting Speed	150 SFM		120 SFM		90 SFM		65 SFM		50 SFM							
Depth of Cut	<table border="1"> <thead> <tr> <th>Dia</th> <th>aa</th> <th>ar</th> </tr> </thead> <tbody> <tr> <td>1/4 ≤ D ≤ 2</td> <td>1.5D</td> <td>0.5D</td> </tr> </tbody> </table> 										Dia	aa	ar	1/4 ≤ D ≤ 2	1.5D	0.5D
Dia	aa	ar														
1/4 ≤ D ≤ 2	1.5D	0.5D														
Mill Dia.	Speed RPM	Feed in/min	Speed RPM	Feed in/min	Speed RPM	Feed in/min	Speed RPM	Feed in/min	Speed RPM	Feed in/min						
1/4	2,300	4.6	1,800	3.4	1,400	2.6	1,000	1.7	750	1.5						
5/16	1,800	5.7	1,500	4.7	1,100	3.4	800	2.5	600	1.6						
3/8	1,500	6.6	1,200	5.4	900	4.0	650	2.8	500	1.7						
1/2	1,150	6.3	950	5.1	700	3.6	500	2.6	400	1.5						
5/8	900	7.9	750	5.9	550	4.3	400	3.1	300	1.7						
3/4	750	8.7	600	6.6	450	5.0	350	3.9	250	1.9						
7/8	650	8.4	525	6.5	400	4.9	300	3.5	210	1.8						
1	575	8.4	450	5.6	350	4.3	250	3.1	190	1.7						
1-1/8	500	8.3	400	6.0	300	4.4	220	3.2	160	1.7						
1-1/4	450	8.3	375	7.1	250	4.6	200	3.5	150	1.9						
1-1/2	375	7.1	300	5.5	200	3.7	160	2.5	120	1.5						
2	285	7.2	230	5.6	170	4.2	125	2.6	95	1.6						

Slotting

Hardness	<145 Brinell		<20 HRC		20-30 HRC		30-40 HRC		<45 HRC					
Work Material	Cast Iron Mild Steel Forgings Brass		Medium Carbon Steels Mild Steel Forgings		High Tensile Steels 4140, 4340 304 Stainless Steels Ti-Alloy		D2 H13 17-4PH		Heat Resistant Alloys Inconel 718 Heat Treated Materials					
Cutting Speed	150 SFM		120 SFM		90 SFM		65 SFM		50 SFM					
Depth of Cut	<table border="1"> <thead> <tr> <th>Dia</th> <th>aa</th> </tr> </thead> <tbody> <tr> <td>1/4 ≤ D ≤ 2</td> <td>0.8D</td> </tr> </tbody> </table> 										Dia	aa	1/4 ≤ D ≤ 2	0.8D
Dia	aa													
1/4 ≤ D ≤ 2	0.8D													
Mill Dia.	Speed RPM	Feed in/min	Speed RPM	Feed in/min	Speed RPM	Feed in/min	Speed RPM	Feed in/min	Speed RPM	Feed in/min				
1/4	2,300	6.1	1,800	4.6	1,400	3.3	1,000	2.4	750	1.6				
5/16	1,800	8.4	1,500	5.9	1,100	3.9	800	2.8	600	1.7				
3/8	1,500	10.5	1,200	5.9	900	4.4	650	3.2	500	1.8				
1/2	1,150	9.6	950	5.5	700	4.1	500	2.9	400	1.7				
5/8	900	12.5	750	7.5	550	4.8	400	3.1	300	2.4				
3/4	750	13.9	600	7.2	450	4.4	350	3.6	250	2.7				
7/8	650	12.8	525	6.9	400	4.7	300	3.5	210	2.5				
1	575	12.0	450	6.6	350	4.4	250	3.3	190	2.1				
1-1/4	450	12.5	375	8.7	250	4.6	200	3.6	150	2.4				
1-1/2	400	10.7	300	7.8	225	4.2	160	3.1	120	1.9				
2	300	8.2	250	7.0	180	3.2	100	1.6	90	1.4				

ABOUT OSG

DRILLING

THREADING

MILLING


HOLDERS

INDEX

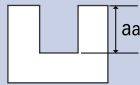
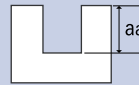


List 460: Multiple Flute - Fine Pitch (Continued)

Side Milling

Hardness	-		<20 HRC		20-30 HRC		30-40 HRC		40-50 HRC	
Work Material	Aluminum		Medium Carbon Steels Mild Steels		Pre-hardened Steels Stainless Steels Die & Alloy Steels		Pre-hardened Steels Stainless Steels Die & Alloy Steels		Hardened Steels	
Cutting Speed	390-460 SFM		130-164 SFM		100 SFM		66 SFM		50 SFM	
Depth of Cut	$a_a = 1.5D$ $a_r = 0.1D$ 									
Mill Dia.	Speed RPM	Feed in/min	Speed RPM	Feed in/min	Speed RPM	Feed in/min	Speed RPM	Feed in/min	Speed RPM	Feed in/min
1/4	6,900	21.7	2,400	10.6	1,600	6.7	1,060	3.0	800	1.2
5/16	5,200	21.7	1,800	10.6	1,200	6.7	800	3.0	600	1.2
3/8	4,200	23.6	1,400	13.4	950	6.7	640	3.0	480	1.2
1/2	3,500	23.6	1,200	14.2	800	7.1	530	3.0	400	1.2
5/8	2,600	23.6	900	15.7	600	7.1	400	3.0	300	1.2
3/4	2,100	23.6	720	16.1	480	7.9	320	3.0	240	1.2
1	1,700	23.6	580	13.8	380	7.1	250	3.0	190	1.2

Slotting


Hardness	<20 HRC		20-30 HRC		30-40 HRC		40-50 HRC							
Work Material	Medium Carbon Steels Mild Steels		Pre-hardened Steels Stainless Steels Die & Alloy Steels		Pre-hardened Steels Stainless Steels Die & Alloy Steels		Hardened Steels							
Cutting Speed	110-140 SFM		85 SFM		56 SFM		43 SFM							
Depth of Cut	<table border="1"> <tr> <th>Dia</th> <th>a_a</th> </tr> <tr> <td>D ≤ 1/2</td> <td>1.0D</td> </tr> <tr> <td>1/2 < D</td> <td>0.5D</td> </tr> </table> 				Dia	a _a	D ≤ 1/2	1.0D	1/2 < D	0.5D	$a_a = 0.5D$ 			
Dia	a _a													
D ≤ 1/2	1.0D													
1/2 < D	0.5D													
Mill Dia.	Speed RPM	Feed in/min	Speed RPM	Feed in/min	Speed RPM	Feed in/min	Speed RPM	Feed in/min						
1/4	2,040	7.9	1,360	4.7	900	2.0	680	0.8						
5/16	1,530	7.9	1,020	4.7	680	2.0	510	0.8						
3/8	1,190	9.1	810	4.7	540	2.0	410	0.8						
1/2	1,020	9.8	680	5.1	450	2.0	340	0.8						
5/8	760	10.6	510	5.1	340	2.0	260	0.8						
3/4	620	11.0	410	5.5	270	2.0	200	0.8						
1	500	9.4	320	5.1	210	2.0	160	0.8						



List 410: Stub Length - 3 Flute - Regular Pitch

List 490: Multiple Flute - Regular Pitch - General Purpose - Center Hole


Side Milling

Hardness	<20 HRC		20-30 HRC		30-40 HRC		40-50 HRC		-										
Work Material	Medium Tensile Steels (up to 115x103 Lb/in ²) Mild Steel Forgings Cast Iron Brass and Bronze Copper		High Tensile Steels (115x103~145x103 Lb/in ²) Unalloyed Titanium Heat Resistant Ferritic Low Alloys		High Tensile Steels (145x103~200x103 Lb/in ²) Tool Steels Medium Strength Stainless Steels Titanium Alloys		Heat Resistant High Alloys High Strength Stainless Steels Titanium Alloys		Aluminum Alloyed Aluminum Plastics Woods										
Cutting Speed	80-100 SFM		60-75 SFM		40-55 SFM		26-40 SFM		195-330 SFM										
Depth of Cut	<table border="1"> <thead> <tr> <th>Dia</th> <th>aa</th> <th>ar</th> </tr> </thead> <tbody> <tr> <td>1/2 ≤ D ≤ 1-1/8</td> <td>1.5D</td> <td>0.5D</td> </tr> <tr> <td>1-1/4 ≤ D ≤ 2</td> <td>1D</td> <td>0.5D</td> </tr> </tbody> </table> 										Dia	aa	ar	1/2 ≤ D ≤ 1-1/8	1.5D	0.5D	1-1/4 ≤ D ≤ 2	1D	0.5D
Dia	aa	ar																	
1/2 ≤ D ≤ 1-1/8	1.5D	0.5D																	
1-1/4 ≤ D ≤ 2	1D	0.5D																	
Mill Dia.	Speed RPM	Feed in/min	Speed RPM	Feed in/min	Speed RPM	Feed in/min	Speed RPM	Feed in/min	Speed RPM	Feed in/min									
1/4	1,320	2.6	1,000	1.6	750	1.0	500	0.6	4,000	11.1									
5/16	1,060	3.0	800	1.9	600	1.1	400	0.8	3,150	12.4									
3/8	950	3.1	710	2.0	530	1.0	355	0.8	2,800	13.0									
1/2	670	3.8	500	2.4	375	1.5	250	0.9	2,000	15.8									
5/8	600	4.8	400	2.6	300	1.6	200	1.0	1,600	17.6									
3/4	475	4.5	355	2.8	265	1.8	180	1.0	1,400	18.5									
7/8	375	4.5	280	2.8	212	1.8	140	1.0	1,120	18.8									
1	335	4.1	250	2.6	190	1.6	125	1.0	1,000	17.8									
1-1/8	300	4.0	224	2.5	170	1.6	112	0.9	900	16.9									
1-1/4	265	4.6	200	3.0	150	1.9	100	1.0	800	19.9									
1-1/2	212	4.1	160	2.6	118	1.6	80	1.0	630	17.6									
1-3/4	190	4.0	140	2.5	106	1.5	71	1.0	560	16.5									
2	170	3.5	125	2.3	95	1.4	63	0.9	500	14.8									

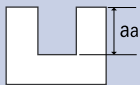


List 430E: For Aluminum - 3 Flute

Side Milling

Work Material	Aluminum Aluminum Alloys							
Cutting Speed	195-330 SFM							
Depth of Cut	<table border="1"> <thead> <tr> <th>Dia</th> <th>aa</th> <th>ar</th> </tr> </thead> <tbody> <tr> <td>$3/8 \leq D \leq 2$</td> <td>1.5D</td> <td>0.15D</td> </tr> </tbody> </table> 		Dia	aa	ar	$3/8 \leq D \leq 2$	1.5D	0.15D
Dia	aa	ar						
$3/8 \leq D \leq 2$	1.5D	0.15D						
Mill Dia.	Speed RPM	Feed in/min						
3/8	2,700	11.4						
1/2	2,000	12.0						
5/8	1,600	10.7						
3/4	1,350	10.1						
7/8	1,200	10.2						
1	1000	9.0						
1-1/4	800	7.6						
1-1/2	670	6.7						
2	500	5.0						

Slotting

Work Material	Aluminum Aluminum Alloys					
Cutting Speed	195-330 SFM					
Depth of Cut	<table border="1"> <thead> <tr> <th>Dia</th> <th>aa</th> </tr> </thead> <tbody> <tr> <td>$3/8 \leq D \leq 2$</td> <td>$1/3D$</td> </tr> </tbody> </table> 		Dia	aa	$3/8 \leq D \leq 2$	$1/3D$
Dia	aa					
$3/8 \leq D \leq 2$	$1/3D$					
Mill Dia.	Speed RPM	Feed in/min				
3/8	2,700	22.9				
1/2	2,000	24.0				
5/8	1,600	21.5				
3/4	1,350	20.3				
7/8	1,200	20.4				
1	1,000	18.0				
1-1/4	800	15.2				
1-1/2	670	13.4				
2	500	15.0				

ABOUT OSG

DRILLING

THREADING

MILLING

HOLDERS

INDEX



List 470: Regular Length - Multiple Flute - Center Hole

Side Milling

Hardness	<20 HRC		20-30 HRC		30-40 HRC		40-50 HRC		-										
Work Material	Medium Tensile Steels (up to 115 x 103 Lb/in ²) Mild Steel Forgings Cast Iron Brass and Bronze Copper		High Tensile Steels (115 x 103~145 x 103 Lb/in ²) Unalloyed Titanium Heat Resistant Ferritic Low Alloys		High Tensile Steels (145 x 103 ~200 x 103 Lb/in ²) Tool Steels Medium Strength Stainless Steels and Titanium Alloys		Heat Resistant High Alloys High Strength Stainless Steels and Titanium Alloys		Aluminum Alloyed Aluminum Plastics Woods										
Cutting Speed	80-100 SFM		60-75 SFM		40-55 SFM		26-40 SFM		195-330 SFM										
Depth of Cut	<table border="1"> <thead> <tr> <th>Dia</th> <th>aa</th> <th>ar</th> </tr> </thead> <tbody> <tr> <td>1/2 ≤ D ≤ 1-1/8</td> <td>1.5D</td> <td>0.3D</td> </tr> <tr> <td>1-1/4 ≤ D ≤ 2</td> <td>1D</td> <td>0.3D</td> </tr> </tbody> </table>										Dia	aa	ar	1/2 ≤ D ≤ 1-1/8	1.5D	0.3D	1-1/4 ≤ D ≤ 2	1D	0.3D
Dia	aa	ar																	
1/2 ≤ D ≤ 1-1/8	1.5D	0.3D																	
1-1/4 ≤ D ≤ 2	1D	0.3D																	
Mill Dia.	Speed RPM	Feed in/min	Speed RPM	Feed in/min	Speed RPM	Feed in/min	Speed RPM	Feed in/min	Speed RPM	Feed in/min									
1/4	1,320	2.1	1,000	1.3	750	0.9	500	0.5	4,000	8.9									
5/16	1,060	2.4	800	1.5	600	1.0	400	0.5	3,150	9.9									
3/8	950	2.3	710	1.5	530	1.0	355	0.6	2,800	10.5									
1/2	670	3.0	500	1.9	375	1.1	250	0.8	2,000	12.4									
5/8	600	3.4	400	2.1	300	1.4	200	0.8	1,600	14.0									
3/4	475	3.5	355	2.3	265	1.4	180	0.9	1,400	14.8									
7/8	375	3.5	280	2.3	212	1.4	140	0.9	1,120	14.8									
1	335	3.4	250	2.1	190	1.4	125	0.8	1,000	14.0									
1-1/8	300	3.1	224	2.0	170	1.3	112	0.8	900	13.3									
1-1/4	265	3.8	200	2.4	150	1.5	100	1.0	800	15.8									
1-1/2	212	3.4	160	2.1	118	1.4	80	0.9	630	14.0									
1-3/4	190	3.1	140	2.0	106	1.3	71	0.8	560	13.3									
2	170	2.9	125	1.8	95	1.1	63	0.8	500	11.8									

ABOUT OSG

DRILLING

THREADING

MILLING

HOLDERS

INDEX






List 8210 - A Brand AE-CR-VMS : 4 Flute, Multiple Lengths, Corner Radius

List 8215 - A Brand AE-CR-VMS : 4 Flute, Regular Length, Corner Radius

Side Milling

Hardness	-		Up to 30 HRC		-		-		-		-		30-45 HRC					
Work Material	Mild Steels Carbon Steels Cast Iron		Tool Steels Alloy Steels		Stainless Steels		Precipitation Stainless		Titanium Alloy		Ni-Based Alloys Inconel 718		Prehardened Steels Hardened Steels					
Cutting Speed (SFM)	330-490		330-490		200-330		230-300		200-260		80-130		260-395					
Depth of Cut 	<table border="1"> <tr> <th>aa</th> <th>ar</th> </tr> <tr> <td>1.5D</td> <td>0.2D</td> </tr> </table>														aa	ar	1.5D	0.2D
															aa	ar		
1.5D	0.2D																	
Mill Dia.		Speed (RPM)	Feed (in/min)	Speed (RPM)	Feed (in/min)	Speed (RPM)	Feed (in/min)	Speed (RPM)	Feed (in/min)	Speed (RPM)	Feed (in/min)	Speed (RPM)	Feed (in/min)	Speed (RPM)	Feed (in/min)			
Inch	mm																	
-	3	13,896	55.6	12,765	35.7	8,079	16.2	9760	20.1	8490	18.9	4240	8.7	10,664	25.6			
-	4	10,422	62.5	9,573	38.3	6,059	19.4	7320	21.7	6370	20.9	3180	9.4	7,998	25.6			
3/16	-	8,753	52.5	8,041	32.2	5,089	16.3	6016	22.0	5347	21.2	2674	9.7	6,718	21.5			
-	5	8,337	66.7	7,659	39.8	4,847	17.5	5860	22.0	5090	21.3	2550	9.8	6,398	28.2			
-	6	6,948	77.8	6,382	56.2	4,201	21.8	4880	22.8	4240	21.7	2120	9.8	5,332	38.4			
1/4	-	6,565	73.5	6,031	53.1	3,969	20.6	4512	21.9	4010	20.8	2005	9.7	5,038	36.3			
5/16	-	5,252	58.8	4,824	42.5	3,176	16.5	3609	17.9	3208	17.1	1604	9.1	4,031	29.0			
-	8	5,211	66.7	4,787	57.4	3,151	21.4	3200	17.7	2790	16.9	1590	9.1	3,999	36.8			
3/8	-	4,377	56.0	4,020	48.2	2,646	18.0	3008	17.1	2674	16.3	1337	8.8	3,359	30.9			
-	10	4,169	61.7	3,829	52.1	2,521	20.2	2560	16.9	2230	16.1	1270	8.7	3,199	32.0			
7/16	-	3,751	55.5	3,446	46.9	2,268	18.1	2578	16.7	2292	15.9	1146	8.4	2,879	28.8			
-	12	3,474	51.4	3,191	48.5	2,101	18.5	2140	16.5	1860	15.7	1060	8.3	2,666	26.7			
1/2	-	3,282	48.6	3,015	45.8	1,985	17.5	2256	16.5	2005	15.7	1003	8.3	2,519	25.2			
5/8	-	2,626	38.9	2,412	36.7	1,588	14.0	1805	16.2	1604	15.7	802	8.3	2,015	20.2			
3/4	-	2,188	32.4	2,010	30.6	1,323	11.6	1504	15.5	1337	15.1	668	8.0	1,679	16.8			
1	-	1,641	24.3	1,508	22.9	992	8.7	1128	20.1	1003	19.3	501	7.5	1,260	12.6			

1. The above milling condition is a guideline for overhang length 3D.
2. Use a rigid and precise machine and holder.
3. Please use a suitable fluid with high smoke retardant properties.
4. During dry (no fluid) milling, please use air blow to remove chips from the milling area and to eliminate chip packing.
5. Please use water-soluble coolant when machining stainless steel./6. Reduce speed and feed as well as depth of cut when high precision is required.
7. Adjust the speed and feed accordingly when the overhang length is longer than specified (refer to Parameter Reduction Chart on next page).





List 8210 - A Brand AE-CR-VMS : 4 Flute, Multiple Lengths, Corner Radius (Continued)

List 8215 - A Brand AE-CR-VMS : 4 Flute, Regular Length, Corner Radius (Continued)

Slotting

Hardness	-		Up to 30 HRC		-		-		-		-		30-45 HRC																							
Work Material	Mild Steels Carbon Steels Cast Iron		Tool Steels Alloy Steels		Stainless Steels		Precipitation Stainless		Titanium Alloy		Ni-Based Alloys Inconel 718		Prehardened Steels Hardened Steels																							
Cutting Speed (SFM)	260-395		230-360		165-260		200-260		165-230		65-100		160-260																							
Depth of Cut	<table border="1"> <tr><td>aa</td></tr> <tr><td>1.0D</td></tr> </table>		aa	1.0D	<table border="1"> <tr><td>Dia</td><td>aa</td></tr> <tr><td>D≤6</td><td>0.5D</td></tr> <tr><td>D>6</td><td>1.0D</td></tr> </table>		Dia	aa	D≤6	0.5D	D>6	1.0D	<table border="1"> <tr><td>aa</td></tr> <tr><td>0.25D</td></tr> </table>		aa	0.25D	<table border="1"> <tr><td>aa</td></tr> <tr><td>1.0D</td></tr> </table>		aa	1.0D	<table border="1"> <tr><td>aa</td></tr> <tr><td>1.0D</td></tr> </table>		aa	1.0D	<table border="1"> <tr><td>aa</td></tr> <tr><td>1.0D</td></tr> </table>		aa	1.0D	<table border="1"> <tr><td>aa</td></tr> <tr><td>1.0D</td></tr> </table>		aa	1.0D	<table border="1"> <tr><td>aa</td></tr> <tr><td>1.0D</td></tr> </table>		aa	1.0D
aa																																				
1.0D																																				
Dia	aa																																			
D≤6	0.5D																																			
D>6	1.0D																																			
aa																																				
0.25D																																				
aa																																				
1.0D																																				
aa																																				
1.0D																																				
aa																																				
1.0D																																				
aa																																				
1.0D																																				
aa																																				
1.0D																																				
Mill Dia.	Speed	Feed	Speed	Feed	Speed	Feed	Speed	Feed	Speed	Feed	Speed	Feed	Speed	Feed																						
	(RPM)	(in/min)	(RPM)	(in/min)	(RPM)	(in/min)	(RPM)	(in/min)	(RPM)	(in/min)	(RPM)	(in/min)	(RPM)	(in/min)																						
Inch	mm																																			
-	3	10,664	29.9	9,695	23.3	7,433	14.9	8540	16.9	7430	16.1	3180	6.3	8,402	16.8																					
-	4	7,998	32.0	7,271	23.3	5,574	15.6	6410	18.1	5570	17.3	2390	6.7	6,302	15.1																					
3/16	-	6,718	26.9	6,107	19.5	4,682	13.1	5347	19.0	4679	18.2	2005	7.0	5,293	12.7																					
-	5	6,398	33.3	5,817	27.9	4,460	17.8	5120	19.3	4460	18.5	1910	7.1	5,041	18.1																					
-	6	5,332	40.5	4,847	27.1	3,716	14.9	4270	18.9	3710	18.1	1590	7.1	4,201	23.5																					
1/4	-	5,038	38.3	4,580	25.6	3,511	14.0	4010	18.7	3509	17.9	1504	7.2	3,969	22.2																					
5/16	-	4,031	30.6	3,664	20.5	2,809	11.2	3208	17.8	2807	17.0	1203	7.8	3,176	17.8																					
-	8	3,999	33.6	3,635	27.6	2,787	13.4	2750	17.7	2390	16.9	1190	7.9	3,151	22.7																					
3/8	-	3,359	28.2	3,053	23.2	2,341	11.2	2674	16.8	2339	16.0	1003	7.3	2,646	19.1																					
-	10	3,199	32.0	2,908	25.6	2,230	12.5	2200	16.5	1910	15.7	950	7.1	2,521	20.2																					
7/16	-	2,879	28.8	2,617	23.0	2,007	11.2	2292	16.5	2005	15.7	859	7.1	2,268	18.1																					
-	12	2,666	29.9	2,424	25.2	1,858	11.9	1830	16.5	1590	15.7	800	7.1	2,101	19.3																					
1/2	-	2,519	28.2	2,290	23.8	1,756	11.2	2005	15.4	1755	14.7	752	6.6	1,985	18.3																					
5/8	-	2,015	22.6	1,832	19.1	1,405	9.0	1604	10.4	1404	10.0	602	4.4	1,588	14.6																					
3/4	-	1,679	18.8	1,527	15.9	1,170	7.5	1337	10.5	1170	10.1	501	4.6	1,323	12.2																					
1	-	1,260	14.1	1,145	11.9	878	5.6	1003	9.8	877	9.4	376	3.5	992	9.1																					

1. The above milling condition is a guideline for overhang length 3D.
2. Use a rigid and precise machine and holder.
3. Please use a suitable fluid with high smoke retardant properties.
4. During dry (no fluid) milling, please use air blow to remove chips from the milling area and to eliminate chip packing.
5. Please use water-soluble coolant when machining stainless steel.
6. Reduce speed and feed as well as depth of cut when high precision is required.
7. Adjust the speed and feed accordingly when the overhang length is longer than specified (refer to Parameter Reduction Chart below).

Parameter Reduction Chart by Length to Diameter Ratio


Hardness	-		Up to 30 HRC		30-45 HRC		-		-		-		-	
Work Material	Mild Steels Carbon Steels Cast Iron		Tool Steels Alloy Steels		Prehardened Steels Hardened Steels		Stainless Steels		Precipitation Stainless		Titanium Alloy		Ni-Based Alloy	
L/D	Speed	Feed	Speed	Feed	Speed	Feed	Speed	Feed	Speed	Feed	Speed	Feed	Speed	Feed
	(RPM)	(in/min)	(RPM)	(in/min)	(RPM)	(in/min)	(RPM)	(in/min)	(RPM)	(in/min)	(RPM)	(in/min)	(RPM)	(in/min)
Slotting	4	80%		70%		70%		60%		60%		50%		50%
	5	70%		60%		60%		50%		50%		50%		50%
Side Milling	4	90%		90%		80%		70%		70%		60%		60%
	5	80%		80%		70%		70%		70%		60%		60%





List 8220 - A Brand AE-LN-CR-VMS: 4 Flute, Long Neck, Corner Radius

Side Milling

Hardness	-	Up to 30 HRC	-	-	-	-	30-45 HRC							
Work Material	Mild Steels Carbon Steels Cast Iron	Tool Steels Alloy Steels	Stainless Steels	Precipitation Stainless	Titanium Alloy	Ni-Based Alloys Inconel 718	Prehardened Steels Hardened Steels							
Cutting Speed (SFM)	260-395	230-360	130-260	150-195	130-170	50-80	130-260							
Depth of Cut	 <table border="1"> <thead> <tr> <th>aa</th> <th>ar</th> </tr> </thead> <tbody> <tr> <td>1.5D</td> <td>0.02D</td> </tr> </tbody> </table>							aa	ar	1.5D	0.02D			
aa	ar													
1.5D	0.02D													
Mill Dia. (Inch)	Speed (RPM)	Feed (in/min)	Speed (RPM)	Feed (in/min)	Speed (RPM)	Feed (in/min)	Speed (RPM)	Feed (in/min)	Speed (RPM)	Feed (in/min)	Speed (RPM)	Feed (in/min)	Speed (RPM)	Feed (in/min)
1/4	5,191	62.3	4,809	46.2	2,748	16.5	2674	17.5	2598	16.6	1222	6.8	3,511	28.1
5/16	4,153	49.8	3,847	36.9	2,198	13.2	2139	14.3	2078	13.7	978	6.4	2,809	22.5
3/8	3,461	47.1	3,206	41.0	1,832	13.9	1783	13.7	1732	13.0	815	6.2	2,341	24.3
7/16	2,966	46.3	2,748	39.6	1,570	14.4	1528	13.4	1484	12.7	699	5.9	2,007	22.5
1/2	2,595	40.5	2,405	37.5	1,374	13.7	1337	13.2	1299	12.6	611	5.8	1,756	19.7
5/8	2,076	32.4	1,924	30.0	1,099	11.0	1070	13.0	1039	12.6	489	5.8	1,405	15.7
3/4	1,730	27.0	1,603	25.0	916	9.2	891	12.4	866	12.1	407	5.6	1,170	13.1
1	1,298	20.2	1,202	18.8	687	6.9	669	16.1	649	15.4	306	5.3	878	10.5

1. Use a rigid and precise machine and holder.
2. The rotational speed is calculated by the median of the recommended cutting speed.
3. Adjustments may be necessary depending on the rigidity or the workpiece, fixture, and machine.
4. Please use a suitable fluid with high smoke retardant properties.
5. During dry (no fluid) milling, please use air blow to remove chips from the milling area and to eliminate chip packing.
6. Please use water-soluble coolant when machining stainless steel.
7. Reduce speed and feed as well as depth of cut when high precision is required.

ABOUT OSG

DRILLING

THREADING

MILLING

HOLDERS

INDEX





A Brand AE-CPR4-H

Advanced Performance Four-Fluted Long Neck Corner Radius End Mill for Hardened Steels

List 8592: 4-Flute (Continued)

Standard Milling

Hardness			Up to 45 HRC					45-55 HRC					55-65 HRC				
Work Material			Tool Steels Hardened Steels Alloy Steels					Hardened Steels									
Depth of Cut																	
Mill Dia.	R	Neck Length	Speed (RPM)	Feed (IPM)	IPT	Aa	Ar	Speed (RPM)	Feed (IPM)	IPT	Aa	Ar	Speed (RPM)	Feed (IPM)	IPT	Aa	Ar
2	0.2	25	8,600	49.7	0.00145	0.00020	0.00567	8,600	44.1	0.00129	0.00016	0.00473	7,650	34.6	0.00114	0.00008	0.00378
2	0.3	8	13,000	114.2	0.00220	0.00284	0.02835	13,000	102.4	0.00197	0.00237	0.02363	11,500	78.7	0.00172	0.00142	0.01890
2	0.3	10	12,000	102.4	0.00214	0.00229	0.02410	12,000	90.6	0.00189	0.00189	0.02008	11,000	71.7	0.00163	0.00115	0.01607
2	0.3	12	11,500	90.6	0.00197	0.00142	0.01985	11,500	82.7	0.00180	0.00119	0.01654	10,000	63.8	0.00160	0.00071	0.01323
2	0.3	16	10,000	70.9	0.00178	0.00087	0.01701	10,000	63.0	0.00158	0.00071	0.01418	8,900	49.6	0.00140	0.00044	0.01134
2	0.3	20	9,300	57.5	0.00155	0.00056	0.00851	9,300	51.2	0.00138	0.00048	0.00709	8,250	40.2	0.00122	0.00028	0.00567
2	0.5	8	13,000	114.2	0.00220	0.00355	0.02835	13,000	102.4	0.00197	0.00296	0.02363	11,500	78.7	0.00172	0.00178	0.01890
2	0.5	10	12,000	102.4	0.00214	0.00284	0.02410	12,000	90.6	0.00189	0.00237	0.02008	11,000	71.7	0.00163	0.00142	0.01607
2	0.5	12	11,500	90.6	0.00197	0.00174	0.01985	11,500	82.7	0.00180	0.00146	0.01654	10,000	63.8	0.00160	0.00087	0.01323
2	0.5	16	10,000	70.9	0.00178	0.00103	0.01701	10,000	63.0	0.00158	0.00087	0.01418	8,900	49.6	0.00140	0.00052	0.01134
2	0.5	20	9,300	57.5	0.00155	0.00071	0.00851	9,300	51.2	0.00138	0.00060	0.00709	8,250	40.2	0.00122	0.00036	0.00567
2	0.5	25	8,600	49.7	0.00145	0.00044	0.00567	8,600	44.1	0.00129	0.00036	0.00473	7,650	34.6	0.00114	0.00020	0.00378
2.5	0.2	10	11,500	126.0	0.00275	0.00189	0.03544	10,500	94.5	0.00225	0.00158	0.02953	9,150	78.7	0.00215	0.00095	0.02363
2.5	0.2	20	8,900	78.8	0.00222	0.00095	0.02126	8,000	58.3	0.00183	0.00079	0.01772	7,150	49.6	0.00174	0.00048	0.01418
2.5	0.5	10	11,500	126.0	0.00275	0.00355	0.03544	10,500	94.5	0.00225	0.00296	0.02953	9,150	78.7	0.00215	0.00178	0.02363
2.5	0.5	20	8,900	78.8	0.00222	0.00174	0.02126	8,000	58.3	0.00183	0.00146	0.01772	7,150	49.6	0.00174	0.00087	0.01418
3	0.2	8	9,550	118.2	0.00310	0.00189	0.04252	8,600	90.6	0.00264	0.00158	0.03544	7,650	65.4	0.00214	0.00095	0.02835
3	0.2	12	9,550	118.2	0.00310	0.00189	0.04252	8,600	90.6	0.00264	0.00158	0.03544	7,650	65.4	0.00214	0.00095	0.02835
3	0.2	16	8,500	94.5	0.00278	0.00134	0.03402	7,650	71.7	0.00235	0.00111	0.02835	6,800	52.0	0.00191	0.00067	0.02268
3	0.2	20	7,400	78.0	0.00264	0.00087	0.02890	6,700	59.1	0.00221	0.00071	0.02410	5,950	43.3	0.00182	0.00044	0.01930
3	0.2	25	7,100	65.4	0.00231	0.00056	0.02552	6,400	50.4	0.00197	0.00048	0.02126	5,700	36.2	0.00160	0.00028	0.01701
3	0.2	30	6,900	59.9	0.00217	0.00040	0.01276	6,200	45.7	0.00185	0.00032	0.01063	5,500	33.1	0.00151	0.00020	0.00851
3	0.2	35	6,350	52.0	0.00205	0.00028	0.00851	5,700	39.4	0.00173	0.00024	0.00709	5,100	29.1	0.00143	0.00016	0.00567
3	0.3	12	9,550	118.2	0.00310	0.00284	0.04252	8,600	90.6	0.00264	0.00237	0.03544	7,650	65.4	0.00214	0.00142	0.02835
3	0.3	16	8,500	94.5	0.00278	0.00197	0.03402	7,650	71.7	0.00235	0.00166	0.02835	6,800	52.0	0.00191	0.00099	0.02268
3	0.3	20	7,400	78.0	0.00264	0.00126	0.02890	6,700	59.1	0.00221	0.00107	0.02410	5,950	43.3	0.00182	0.00063	0.01930
3	0.3	25	7,100	65.4	0.00231	0.00087	0.02552	6,400	50.4	0.00197	0.00071	0.02126	5,700	36.2	0.00160	0.00044	0.01701
3	0.3	30	6,900	59.9	0.00217	0.00056	0.01276	6,200	45.7	0.00185	0.00048	0.01063	5,500	33.1	0.00151	0.00028	0.00851
3	0.3	35	6,350	52.0	0.00205	0.00044	0.00851	5,700	39.4	0.00173	0.00036	0.00709	5,100	29.1	0.00143	0.00020	0.00567
3	0.5	12	9,550	118.2	0.00310	0.00355	0.04252	8,600	90.6	0.00264	0.00296	0.03544	7,650	65.4	0.00214	0.00178	0.02835
3	0.5	16	8,500	94.5	0.00278	0.00245	0.03402	7,650	71.7	0.00235	0.00205	0.02835	6,800	52.0	0.00191	0.00123	0.02268
3	0.5	20	7,400	78.0	0.00264	0.00158	0.02890	6,700	59.1	0.00221	0.00130	0.02410	5,950	43.3	0.00182	0.00079	0.01930
3	0.5	25	7,100	65.4	0.00231	0.00103	0.02552	6,400	50.4	0.00197	0.00087	0.02126	5,700	36.2	0.00160	0.00052	0.01701
3	0.5	30	6,900	59.9	0.00217	0.00071	0.01276	6,200	45.7	0.00185	0.00060	0.01063	5,500	33.1	0.00151	0.00036	0.00851
3	0.5	35	6,350	52.0	0.00205	0.00052	0.00851	5,700	39.4	0.00173	0.00044	0.00709	5,100	29.1	0.00143	0.00028	0.00567
4	0.2	16	7,150	161.5	0.00565	0.00189	0.05670	6,450	122.1	0.00474	0.00158	0.04725	5,000	76.4	0.00382	0.00095	0.03780
4	0.2	20	6,750	153.6	0.00569	0.00150	0.04819	6,100	114.2	0.00469	0.00126	0.04016	4,750	71.7	0.00378	0.00075	0.03213
4	0.2	25	5,950	133.9	0.00563	0.00095	0.03855	5,350	102.4	0.00479	0.00079	0.03213	4,150	63.0	0.00380	0.00048	0.02571
4	0.2	30	5,550	126.0	0.00568	0.00067	0.03516	5,000	94.5	0.00473	0.00056	0.02930	3,900	59.1	0.00379	0.00032	0.02343
4	0.2	40	5,150	118.2	0.00574	0.00040	0.01701	4,650	86.7	0.00466	0.00032	0.01418	3,600	55.1	0.00383	0.00020	0.01134
4	0.3	16	7,150	161.5	0.00565	0.00284	0.05670	6,450	122.1	0.00474	0.00237	0.04725	5,000	76.4	0.00382	0.00142	0.03780
4	0.3	20	6,750	153.6	0.00569	0.00229	0.04819	6,100	114.2	0.00469	0.00189	0.04016	4,750	71.7	0.00378	0.00115	0.03213
4	0.3	25	5,950	133.9	0.00563	0.00142	0.03855	5,350	102.4	0.00479	0.00119	0.03213	4,150	63.0	0.00380	0.00071	0.02571
4	0.3	30	5,550	126.0	0.00568	0.00099	0.03516	5,000	94.5	0.00473	0.00083	0.02930	3,900	59.1	0.00379	0.00052	0.02343
4	0.3	40	5,150	118.2	0.00574	0.00056	0.01701	4,650	86.7	0.00466	0.00048	0.01418	3,600	55.1	0.00383	0.00028	0.01134
4	0.5	16	7,150	161.5	0.00565	0.00355	0.05670	6,450	122.1	0.00474	0.00296	0.04725	5,000	76.4	0.00382	0.00178	0.03780
4	0.5	20	6,750	153.6	0.00569	0.00284	0.04819	6,100	114.2	0.00469	0.00237	0.04016	4,750	71.7	0.00378	0.00142	0.03213
4	0.5	25	5,950	133.9	0.00563	0.00174	0.03855	5,350	102.4	0.00479	0.00146	0.03213	4,150	63.0	0.00380	0.00087	0.02571
4	0.5	30	5,550	126.0	0.00568	0.00123	0.03516	5,000	94.5	0.00473	0.00103	0.02930	3,900	59.1	0.00379	0.00063	0.02343
4	0.5	40	5,150	118.2	0.00574	0.00071	0.01701	4,650	86.7	0.00466	0.00060	0.01418	3,600	55.1	0.00383	0.00036	0.01134
4	0.5	50	4,550	102.4	0.00563	0.00044	0.01020	4,100	77.2	0.00471	0.00036	0.00851	3,150	48.0	0.00382	0.00020	0.00682
4	1	16	7,150	161.5	0.00565	0.00567	0.05670	6,450	122.1	0.00474	0.00473	0.04725	5,000	76.4	0.00382	0.00284	0.03780
4	1	20	6,750	153.6	0.00569	0.00473	0.04819	6,100	114.2	0.00469	0.00394	0.04016	4,750	71.7	0.00378	0.00237	0.03213
4	1	25	5,950	133.9	0.00563	0.00284	0.03855	5,350	102.4	0.00479	0.00237	0.03213	4,150	63.0	0.00380	0.00142	0.02571
4	1	30	5,550	126.0	0.00568	0.00189	0.03516	5,000	94.5	0.00473	0.00158	0.02930	3,900	59.1	0.00379	0.00095	0.02343
4	1	40	5,150	118.2	0.00574	0.00115	0.01701	4,650	86.7	0.00466	0.00095	0.01418	3,600	55.1	0.00383	0.00056	0.01134

1. Use a rigid and precise machine and holder.
2. When machining carbon steels or hardened steels, using MQL (Minimum Quantity Lubrication / mist coolant) is recommended.
3. The above condition shows an approximate standard for contouring operation (side milling) with a low machining load. If abnormal cutting sounds, vibration or chattering occur depending on the machining shape, cutting amount, rigidity of the machine or work holding condition, etc., please adjust the speed, feed and the depth of cut.
4. Adjust the speed, feed rate, and depth of cut if chattering, vibration or abnormal grinding sounds occur.
5. Helical or ramp milling is recommended during the approach of a Z cut.
6. When using a tool with a diameter of $\phi 0.5$ or less, or L/D (aspect ratio) is greater than 10, high loads can cause tool breakage. Therefore, adjust the cutting conditions based on the machining situation.
7. When RPM are insufficient, please reduce the RPM and feed rates at same ratio as listed above.

ABOUT OSG

DRILLING
THREADING

MILLING

HOLDERS
INDEX



List 9592 - EXOPRO® PHX : Pencil-Neck, Deep Feed, Corner Radius

Side Milling

Hardness			<41 HRC					42-55 HRC					49-55 HRC		
Work Material			Hardened and Pre-hardened Steels												
Cutting Speed			110-395 SFM					110-250 SFM					110-410 SFM		
D (mm)	r (mm)	L2 (mm)	Speed (RPM)	Feed (in/min)		DOC (in)		Speed (RPM)	Feed (in/min)		DOC (in)		Speed (RPM)	Feed (in/min)	DOC (in)
				Slotting	Contouring	Aa	Ar		Slotting	Contouring	Aa	Ar			
0.8		2	18,000	28.3	36.6	0.0008	0.0079	18,000	28.3	36.6	0.0008	0.0079	18,000	45.3	0.0006
		4	18,000	28.3	36.6	0.0008	0.0079	18,000	28.3	36.6	0.0008	0.0079	18,000	45.3	0.0006
		6	18,000	28.3	36.6	0.0008	0.0079	18,000	28.3	36.6	0.0008	0.0079	18,000	45.3	0.0006
		8	15,000	21.3	26.8	0.0006	0.0079	15,000	21.3	24.8	0.0005	0.0079	16,000	27.6	0.0005
1.0	0.1	4	18,000	32.7	43.3	0.0012	0.0091	18,000	32.7	34.6	0.0012	0.0091	18,000	56.7	0.0006
		6	18,000	32.7	43.3	0.0009	0.0091	18,000	32.7	34.6	0.0009	0.0091	18,000	56.7	0.0006
		8	15,000	29.5	39.4	0.0005	0.0091	15,000	29.5	31.5	0.0005	0.0091	15,000	47.2	0.0006
		10	12,000	11.8	19.7	0.0003	0.0079	12,000	11.8	15.7	0.0003	0.0079	12,000	37.8	0.0006
		12	10,500	8.7	14.2	0.0002	0.0071	10,500	8.7	11.3	0.0002	0.0071	10,500	33.1	0.0006
		4	18,000	32.7	43.3	0.0012	0.0091	18,000	32.7	34.6	0.0012	0.0091	18,000	56.7	0.0007
	0.2	6	18,000	32.7	43.3	0.0009	0.0091	18,000	32.7	34.6	0.0009	0.0091	18,000	56.7	0.0007
		8	15,000	29.5	39.4	0.0005	0.0091	15,000	29.5	31.5	0.0005	0.0091	15,000	47.2	0.0007
		10	12,000	11.8	19.7	0.0003	0.0079	12,000	11.8	15.7	0.0003	0.0079	12,000	37.8	0.0007
		12	10,500	8.7	14.2	0.0002	0.0071	10,500	8.7	11.4	0.0002	0.0071	10,500	33.1	0.0007
		4	18,000	32.7	49.6	0.0012	0.0091	18,000	32.7	39.4	0.0012	0.0091	18,000	56.7	0.0009
		6	18,000	32.7	44.1	0.0009	0.0091	18,000	32.7	35.0	0.0009	0.0091	18,000	56.7	0.0009
1.5	0.1	4	18,000	48.4	65.0	0.0012	0.0134	16,000	42.5	51.2	0.0012	0.0134	18,000	63.8	0.0006
		8	18,000	48.4	65.0	0.0010	0.0134	16,000	42.5	51.2	0.0010	0.0134	18,000	63.8	0.0006
		12	10,000	18.9	31.5	0.0005	0.0118	10,000	17.7	29.5	0.0005	0.0118	10,000	35.4	0.0006
	0.2	4	18,000	48.4	65.0	0.0012	0.0134	16,000	42.5	51.2	0.0012	0.0134	18,000	63.8	0.0007
		6	18,000	48.4	65.0	0.0011	0.0134	16,000	42.5	51.2	0.0011	0.0134	18,000	63.8	0.0007
		8	18,000	48.4	65.0	0.0010	0.0134	16,000	42.5	51.2	0.0010	0.0134	18,000	63.8	0.0007
2.0	0.1	8	18,000	69.3	87.0	0.0012	0.0181	12,000	39.4	51.2	0.0012	0.0181	18,000	63.8	0.0006
		10	15,000	63.8	85.0	0.0012	0.0181	12,000	39.4	47.2	0.0012	0.0181	15,000	53.1	0.0006
		12	13,000	52.0	69.3	0.0009	0.0181	12,000	37.4	45.3	0.0009	0.0181	13,000	46.1	0.0006
		16	7,600	29.5	39.4	0.0005	0.0181	7,600	23.6	30.7	0.0005	0.0181	7,000	24.8	0.0006
	0.3	8	18,000	63.8	87.0	0.0020	0.0181	12,000	39.4	51.2	0.0020	0.0181	18,000	63.8	0.0009
		12	13,000	52.0	69.3	0.0016	0.0181	12,000	37.4	45.3	0.0016	0.0181	13,000	46.1	0.0009
	0.5	6	18,000	69.3	87.0	0.0031	0.0177	12,000	33.5	51.2	0.0031	0.0177	18,000	63.8	0.0010
		8	18,000	69.3	87.0	0.0030	0.0177	12,000	33.5	51.2	0.0030	0.0177	18,000	63.8	0.0010
		10	15,000	63.8	85.0	0.0028	0.0177	12,000	31.5	47.2	0.0028	0.0177	15,000	53.1	0.0010
		12	13,000	52.0	69.3	0.0024	0.0177	12,000	27.6	45.3	0.0024	0.0177	13,000	46.1	0.0010
3.0	0.3	12	12,700	55.1	91.3	0.0018	0.0276	8,000	33.1	47.2	0.0018	0.0276	13,000	46.1	0.0009

1. Adjust the speed, feed, and plunge depth in accordance with operating conditions, including the machining shape, machine rigidity, holder rigidity, and work holding force.
2. If the speed and feed rates cannot increase due to equipment performance, operate by reducing the speed and feed rates at the same ratio.
3. High cutting speeds and feed rates can cause cutter wear or reduce machining precision. Therefore, operate by reducing the feed rate as needed.
4. Depending on the shape to be machined, if the end mill chatters during machining, it can bite into the shape. Therefore, operate by reducing the speed and feed rates at the same ratio.
5. For precise, detailed machining, use a dedicated machine that operates quietly.
6. Operate by keeping the runout at the tip of the end mill below 5 microns (.0002").
7. To perform finish machining with a high level of efficiency, keep the speed and feed rates below 2 times.
8. To finish a flat surface, operate at a speed range with a minimal amount of equipment vibration, making sure than the feed rate does not cause the equipment to wobble.
9. To finish machine a curved surface using the corner radius tool, operate by changing the machining pitch.
10. Set the inclined cut angle approximately between 0.3° and 0.5°.





List 9575 - EXOPRO[®] PHX: Deep Feed, Corner Radius

List 9576 - EXOPRO[®] PHX: Long Neck, Deep Feed, Corner Radius

List 9580 - EXOPRO[®] PHX: Pencil Neck, Deep Feed, Corner Radius

Side Milling

Hardness				<40 HRC				40-55 HRC				55-60 HRC							
Work Material				Mild Steels and Carbon Steels								Hardened Steels and Prehardened Steels							
				High Feed Roughing				Semi-Finishing				Finishing							
Cutting Speed				60-410 SFM				60-250 SFM				60-410 SFM							
D (mm)	r (mm)	L1	Rec'd Cutting Angle	Speed (RPM)	Feed (in/min)	Depth of Cut (in)		Speed (RPM)	Feed (in/min)	Depth of Cut (in)		Speed (RPM)	Feed (in/min)	Depth of Cut (in)		Stock to Remove (in)			
						Aa	Ar			Aa	Ar			Aa	Ar				
1.0	R0.3	10	0.3°	16,000	35.4	0.0012	0.0055	16,000	35.4	0.0012	0.0055	16,000	35.4	0.0016	0.0055	0.0020			
		15	0.3°	8,000	17.7	0.0012	0.0055	8,000	17.7	0.0012	0.0055	8,000	17.7	0.0016	0.0055	0.0020			
		20	0.3°	6,000	13.8	0.0008	0.0055	6,000	13.8	0.0008	0.0055	6,000	13.8	0.0016	0.0055	0.0012			
		25	0.3°	6,000	11.8	0.0004	0.0051	6,000	11.8	0.0004	0.0051	6,000	11.8	0.0016	0.0055	0.0012			
		30	0.3°	6,000	9.8	0.0004	0.0047	6,000	9.8	0.0004	0.0047	6,000	9.8	0.0016	0.0055	0.0012			
1.5	R0.3	10	0.3°	16,000	55.1	0.0020	0.0118	16,000	47.2	0.0020	0.0118	16,000	55.1	0.0016	0.0138	0.0028			
		15	0.3°	8,000	31.5	0.0020	0.0118	8,000	23.6	0.0020	0.0118	8,000	31.5	0.0016	0.0138	0.0020			
		20	0.3°	5,500	21.7	0.0016	0.0118	5,500	19.7	0.0016	0.0118	5,500	21.7	0.0016	0.0138	0.0020			
		25	0.3°	5,000	19.7	0.0016	0.0118	5,000	17.7	0.0016	0.0118	5,000	19.7	0.0016	0.0138	0.0012			
		30	0.3°	4,500	17.7	0.0016	0.0118	4,500	15.7	0.0016	0.0118	4,500	17.7	0.0016	0.0138	0.0012			
2.0	R0.5	10	0.3°	12,000	57.1	0.0059	0.0157	12,000	43.3	0.0059	0.0157	12,000	43.3	0.0024	0.0157	0.0028			
		15	0.3°	7,800	35.4	0.0047	0.0157	7,800	27.6	0.0039	0.0157	7,800	27.6	0.0024	0.0157	0.0028			
		20	0.3°	6,200	29.5	0.0039	0.0118	6,200	23.6	0.0028	0.0118	6,200	23.6	0.0024	0.0157	0.0020			
		25	0.3°	4,700	21.7	0.0028	0.0118	4,700	19.7	0.0024	0.0118	4,700	19.7	0.0024	0.0157	0.0020			
		30	0.3°	3,500	15.7	0.0028	0.0118	3,500	15.7	0.0020	0.0118	3,500	15.7	0.0024	0.0157	0.0020			
		35	0.3°	3,500	15.7	0.0028	0.0079	3,500	15.7	0.0016	0.0079	3,500	15.7	0.0024	0.0157	0.0012			
		40	0.3°	3,500	11.8	0.0028	0.0079	3,500	11.8	0.0016	0.0079	3,500	11.8	0.0024	0.0157	0.0012			
		45	0.3°	3,500	7.9	0.0028	0.0079	3,500	7.9	0.0012	0.0079	3,500	7.9	0.0024	0.0157	0.0012			
		50	0.3°	3,500	5.9	0.0024	0.0039	3,500	5.9	0.0012	0.0039	3,500	7.9	0.0024	0.0157	0.0012			
3.0	R0.8	10	0.3°	11,000	65.0	0.0051	0.0236	8,000	47.2	0.0051	0.0236	11,000	82.7	0.0039	0.0197	0.0039			
		15	0.3°	10,000	59.1	0.0051	0.0236	8,000	47.2	0.0051	0.0236	10,000	74.8	0.0039	0.0197	0.0028			
		20	0.3°	7,500	43.3	0.0005	0.0197	7,200	39.4	0.0005	0.0197	7,500	55.1	0.0039	0.0197	0.0028			
		25	0.3°	4,800	27.6	0.0047	0.0157	4,600	25.6	0.0047	0.0157	4,800	35.4	0.0039	0.0197	0.0020			
		30	0.3°	3,800	21.7	0.0039	0.0157	3,400	19.7	0.0039	0.0157	3,800	29.5	0.0039	0.0197	0.0012			
		40	0.3°	2,600	17.7	0.0031	0.0118	2,600	15.7	0.0031	0.0118	2,600	21.7	0.0039	0.0197	0.0012			
		50	0.3°	2,200	13.8	0.0024	0.0118	2,200	11.8	0.0024	0.0118	2,200	17.7	0.0039	0.0197	0.0012			
4.0	R1	10	0.5°	9,500	82.7	0.0079	0.0354	6,000	49.2	0.0079	0.0354	9,500	88.6	0.0047	0.0315	0.0039			
		15	0.5°	9,000	78.7	0.0079	0.0315	6,000	49.2	0.0079	0.0315	9,000	84.6	0.0047	0.0315	0.0039			
		20	0.5°	8,200	66.9	0.0079	0.0276	6,000	49.2	0.0055	0.0276	8,200	78.7	0.0047	0.0276	0.0039			
		25	0.5°	5,500	55.1	0.0059	0.0276	5,500	45.3	0.0043	0.0276	5,500	53.1	0.0047	0.0276	0.0028			
		30	0.5°	4,500	45.3	0.0059	0.0276	4,500	35.4	0.0035	0.0276	4,500	43.3	0.0047	0.0276	0.0028			
		35	0.5°	3,600	43.3	0.0047	0.0236	3,600	29.5	0.0035	0.0236	3,600	35.4	0.0047	0.0276	0.0020			
		40	0.5°	3,000	35.4	0.0047	0.0236	3,000	25.6	0.0035	0.0236	3,000	31.5	0.0047	0.0276	0.0020			
		45	0.5°	2,700	33.5	0.0039	0.0197	2,700	23.6	0.0031	0.0197	2,700	29.5	0.0047	0.0276	0.0012			
		50	0.5°	2,500	31.5	0.0039	0.0197	2,500	21.7	0.0031	0.0197	2,500	23.6	0.0047	0.0276	0.0012			
5.0	R1	10	0.5°	7,700	98.4	0.0079	0.0472	4,800	141.7	0.0079	0.0472	7,700	70.9	0.0047	0.0472	0.0039			
		15	0.5°	7,700	94.5	0.0079	0.0472	4,800	133.9	0.0063	0.0472	6,100	57.1	0.0047	0.0472	0.0039			
		20	0.5°	7,700	94.5	0.0079	0.0472	4,800	133.9	0.0063	0.0472	6,100	57.1	0.0047	0.0472	0.0039			
		25	0.5°	5,100	86.6	0.0067	0.0394	4,800	118.1	0.0051	0.0394	5,100	47.2	0.0047	0.0472	0.0028			
		30	0.5°	5,100	86.6	0.0067	0.0394	4,800	118.1	0.0051	0.0394	5,100	47.2	0.0047	0.0472	0.0028			
		35	0.5°	4,400	66.9	0.0059	0.0394	4,400	94.5	0.0035	0.0394	4,400	39.4	0.0047	0.0472	0.0020			
6.0	R1.5	24	0.5°	6,500	255.9	0.0138	0.0512	4,000	66.9	0.0094	0.0512	6,500	74.8	0.0059	0.0472	0.0039			
		30	0.5°	5,100	200.8	0.0094	0.0472	4,000	66.9	0.0091	0.0472	5,100	59.1	0.0059	0.0472	0.0039			
		36	0.5°	4,200	165.4	0.0079	0.0394	4,000	66.9	0.0075	0.0394	4,200	49.2	0.0059	0.0472	0.0028			
		42	0.5°	3,700	145.7	0.0059	0.0394	3,700	55.1	0.0055	0.0394	3,700	43.3	0.0059	0.0472	0.0028			
		48	0.5°	2,600	102.4	0.0051	0.0354	2,600	35.4	0.0055	0.0354	2,600	31.5	0.0059	0.0472	0.0020			
		54	0.5°	2,100	82.7	0.0039	0.0354	2,100	31.5	0.0039	0.0354	2,100	25.6	0.0059	0.0472	0.0020			
		66	0.5°	1,900	74.8	0.0031	0.0354	1,900	27.6	0.0031	0.0354	1,900	21.7	0.0059	0.0472	0.0012			
		80	0.5°	1,700	66.9	0.0020	0.0354	1,700	23.6	0.0020	0.0354	1,700	17.7	0.0059	0.0472	0.0012			





Side Milling

Hardness				<40 HRC				40-55 HRC				55-60 HRC				
Work Material				Mild Steels and Carbon Steels				Hardened Steels and Prehardened Steels								
				High Feed Roughing				Semi-Finishing				Finishing				
Cutting Speed				60-410 SFM				60-250 SFM				60-410 SFM				
D (mm)	r (mm)	L1	Rec'd Cutting Angle	Speed (RPM)	Feed (in/min)	aa		Speed (RPM)	Feed (in/min)	aa		Speed (RPM)	Feed (in/min)	aa		Stock to Remove (in)
						Depth of Cut (in)				Depth of Cut (in)				Depth of Cut (in)		
						Aa	Ar			Aa	Ar			Aa	Ar	
8.0	R2	30	0.5°	4,800	78.7	0.0197	0.0669	3,000	49.2	0.0118	0.0630	4,800	70.9	0.0071	0.0630	0.0039
		40	0.5°	3,800	74.8	0.0157	0.0630	3,000	49.2	0.0118	0.0630	3,800	55.1	0.0071	0.0630	0.0039
		48	0.5°	3,200	66.9	0.0106	0.0551	3,000	49.2	0.0102	0.0551	2,300	45.3	0.0071	0.0630	0.0028
		56	0.5°	2,700	51.2	0.0079	0.0551	2,700	43.3	0.0079	0.0551	2,700	39.4	0.0071	0.0630	0.0028
		64	0.5°	1,900	34.6	0.0079	0.0512	1,900	31.5	0.0079	0.0512	1,900	27.6	0.0071	0.0630	0.0020
		80	0.5°	1,500	27.6	0.0059	0.0512	1,500	27.6	0.0059	0.0512	1,500	21.7	0.0071	0.0630	0.0012
		100	0.5°	1,200	25.6	0.0059	0.0512	1,200	25.6	0.0059	0.0512	1,200	19.7	0.0071	0.0630	0.0012
		120	0.5°	1,000	21.7	0.0039	0.0512	1,000	21.7	0.0039	0.0512	1,000	17.7	0.0071	0.0630	0.0012
10.0	R2	35	0.5°	3,800	82.7	0.0197	0.0984	2,400	94.5	0.0118	0.0630	3,800	149.6	0.0079	0.0945	0.0039
		50	0.5°	3,100	76.8	0.0157	0.0945	2,400	94.5	0.0118	0.0630	3,100	122.0	0.0079	0.0945	0.0039
		60	0.5°	2,500	68.9	0.0106	0.0787	2,400	94.5	0.0106	0.0630	2,500	98.4	0.0079	0.0945	0.0039
		70	0.5°	2,200	53.1	0.0079	0.0787	2,200	86.6	0.0079	0.0630	2,200	86.6	0.0079	0.0945	0.0028
		80	0.5°	1,500	35.4	0.0075	0.0787	1,500	59.1	0.0075	0.0630	1,500	59.1	0.0079	0.0945	0.0028
		100	0.5°	1,200	28.3	0.0063	0.0787	1,200	47.2	0.0063	0.0630	1,200	47.2	0.0079	0.0945	0.0020
		120	0.5°	1,050	25.6	0.0051	0.0787	1,000	39.4	0.0051	0.0630	1,050	41.3	0.0079	0.0945	0.0020
		140	0.5°	850	21.7	0.0039	0.0591	800	31.5	0.0039	0.0551	850	33.5	0.0079	0.0945	0.0012
12.0	R2	45	0.5°	3,200	86.6	0.0236	0.1339	2,000	78.7	0.0118	0.0630	3,200	126.0	0.0094	0.1260	0.0059
		60	0.5°	2,500	82.7	0.0197	0.1260	2,000	78.7	0.0118	0.0630	2,500	98.4	0.0094	0.1260	0.0059
		70	0.5°	2,100	74.8	0.0157	0.1102	2,000	78.7	0.0110	0.0630	2,100	82.7	0.0094	0.1260	0.0039
		85	0.5°	1,800	59.1	0.0118	0.1063	1,500	59.1	0.0087	0.0630	1,800	70.9	0.0094	0.1260	0.0039
		100	0.5°	1,300	39.4	0.0079	0.1024	1,200	47.2	0.0079	0.0630	1,300	51.2	0.0094	0.1260	0.0039
		120	0.5°	1,000	27.6	0.0059	0.0984	1,000	39.4	0.0059	0.0630	1,000	39.4	0.0094	0.1260	0.0020
		140	0.5°	900	23.6	0.0059	0.0787	900	35.4	0.0039	0.0630	900	35.4	0.0094	0.1260	0.0020
		160	0.5°	700	19.7	0.0039	0.0787	700	27.6	0.0039	0.0630	700	27.6	0.0094	0.1260	0.0020
16.0	R3	55	0.5°	2,400	78.7	0.0197	0.1654	1,500	59.1	0.0118	0.0630	2,400	94.5	0.0118	0.1575	0.0079
		80	0.5°	1,900	74.8	0.0185	0.1575	1,500	59.1	0.0118	0.0630	1,900	74.8	0.0118	0.1575	0.0059
		90	0.5°	1,600	66.9	0.0157	0.1339	1,500	59.1	0.0118	0.0630	1,600	63.0	0.0118	0.1575	0.0039
		105	0.5°	1,400	51.2	0.0114	0.1299	1,400	55.1	0.0110	0.0630	1,400	55.1	0.0118	0.1575	0.0028
		120	0.5°	1,000	33.5	0.0079	0.1260	1,000	39.4	0.0079	0.0630	1,000	39.4	0.0118	0.1575	0.0020
20.0	R3	70	0.5°	1,900	78.7	0.0197	0.2165	1,200	47.2	0.0118	0.0630	1,900	74.8	0.0165	0.2165	0.0079
		90	0.5°	1,500	74.8	0.0185	0.2087	1,200	47.2	0.0118	0.0630	1,500	59.1	0.0165	0.2165	0.0059
		110	0.5°	1,300	66.9	0.0165	0.1654	1,200	47.2	0.0118	0.0630	1,300	51.2	0.0165	0.2165	0.0039
		130	0.5°	1,100	51.2	0.0122	0.1496	1,100	43.3	0.0118	0.0630	1,100	43.3	0.0165	0.2165	0.0028
		150	0.5°	760	29.9	0.0098	0.1339	760	29.9	0.0091	0.0630	760	29.9	0.0165	0.2165	0.0020


1. The above mentioned conditions according to projection lengths are intended as general guidelines for reference only. Adjustments should be made based on actual milling conditions.
2. Highly rigid machines and tool holders should be used.
3. Tool vibrations should be kept at a minimum level for maximum accuracy.
4. In the case of linear machining, do not use the Ar value, instead refer to the Aa value.
5. Under general machining conditiona, air-blow cutting method is recommended.
6. More stable high-feed machining in the corners can be attained by setting an R insertion or deceleration on the CAM or machine side.
7. When cutting load fluctuates (in the corners, etc.) or when high-precision is required, be sure to control the rotational speed.
8. When cutting at greater than the recommended cutting angle, reduce the feed.
9. When the depth of cut is less than the specified amount as listed above, the feed rate can be increased up to 150%.
10. When the depth of cut is greater than the specified amount as listed above, the feed rate can be reduced by no more than 60% to ensure stable milling.





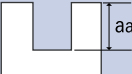
List 2055 - EXOPRO® UVX-Ni : 5 Flute - Corner Radius

Side Milling

Hardness		
Work Material	High Temp. Alloys Inconel Hastelloy	
Cutting Speed	125-150 SFM	
Depth of Cut	$a_a \leq 0.5D$ $a_r \leq 0.3D$ 	
Mill Dia.	Speed RPM	Feed in/min
1/4	2,100	11.0
5/16	1,600	10.0
3/8	1,400	10.0
1/2	1,100	9.5
5/8	800	9.0
3/4	650	8.0
1	500	7.0

1. Use a rigid and precise machine and holder.
2. When chattering occurs, reduce the speed.
3. Use a suitable cutting fluid with high smoke retardant.

Slotting

Hardness		
Work Material	High Temp. Alloys Inconel Hastelloy	
Cutting Speed	75-100 SFM	
Depth of Cut	$a_a \leq 0.5D$ 	
Mill Dia.	Speed RPM	Feed in/min
1/4	1,300	7.0
5/16	1,000	6.5
3/8	900	6.0
1/2	700	5.5
5/8	500	5.0
3/4	400	4.5
1	300	4.0

1. Use a rigid and precise machine and holder.
2. When chattering occurs, reduce the speed.
3. Use a suitable cutting fluid with high smoke retardant.





List 3770: 2 Flute, Corner Radius, Regular Length

Slotting

Hardness	<20 HRC		20-30 HRC		30-38 HRC		38-45 HRC		45-55 HRC		55-60 HRC																											
Work Material	Mild Steel Carbon Steels		Alloy Steels Tool Steels		Hardened Steels Pre-hardened Steels		Hardened Steels Pre-hardened Steels		Hardened Steels		Hardened Steels																											
Cutting Speed	275 SFM		220 SFM		180 SFM		150 SFM		100 SFM		65 SFM																											
Depth of Cut	<table border="1"> <thead> <tr> <th>Dia</th> <th>aa</th> </tr> </thead> <tbody> <tr> <td>D<1</td> <td>0.1D</td> </tr> <tr> <td>1≤D<3</td> <td>0.3D</td> </tr> <tr> <td>3<D</td> <td>0.5D</td> </tr> </tbody> </table>				Dia	aa	D<1	0.1D	1≤D<3	0.3D	3<D	0.5D					<table border="1"> <thead> <tr> <th>Dia</th> <th>aa</th> </tr> </thead> <tbody> <tr> <td>D<1</td> <td>0.2D</td> </tr> <tr> <td>1≤D</td> <td>0.5D</td> </tr> </tbody> </table>				Dia	aa	D<1	0.2D	1≤D	0.5D	<table border="1"> <thead> <tr> <th>Dia</th> <th>aa</th> </tr> </thead> <tbody> <tr> <td>D<1</td> <td>0.1D</td> </tr> <tr> <td>1≤D<3</td> <td>0.2D</td> </tr> <tr> <td>3<D</td> <td>0.5D</td> </tr> </tbody> </table>				Dia	aa	D<1	0.1D	1≤D<3	0.2D	3<D	0.5D
	Dia	aa																																				
D<1	0.1D																																					
1≤D<3	0.3D																																					
3<D	0.5D																																					
Dia	aa																																					
D<1	0.2D																																					
1≤D	0.5D																																					
Dia	aa																																					
D<1	0.1D																																					
1≤D<3	0.2D																																					
3<D	0.5D																																					
Mill Dia.	Speed RPM	Feed in/min	Speed RPM	Feed in/min	Speed RPM	Feed in/min	Speed RPM	Feed in/min	Speed RPM	Feed in/min	Speed RPM	Feed in/min																										
0.2	25,000	2.7	25,000	2.7	25,000	2.3	25,000	1.1	25,000	1.0	25,000	1.0																										
0.3	25,000	3.5	25,000	3.5	25,000	2.4	25,000	1.7	32,340	1.3	21,020	1.3																										
0.4	25,000	3.8	25,000	3.8	25,000	2.7	25,000	2.2	24,260	1.7	15,770	1.3																										
0.5	25,000	3.8	25,000	4.1	25,000	3.5	25,000	2.7	19,410	1.7	12,610	1.3																										
0.6	25,000	3.4	25,000	5.0	25,000	4.2	24,260	3.1	16,170	1.7	10,510	1.2																										
0.8	25,000	5.0	25,000	6.6	21,830	4.9	18,190	3.5	12,130	1.7	7,880	1.2																										
1.0	25,000	6.5	21,350	7.2	17,470	4.9	14,550	3.4	9,700	1.7	6,310	1.2																										
1.5	17,790	6.5	14,230	6.6	11,640	4.6	9,700	3.2	6,470	2.0	4,200	1.2																										
2.0	13,340	6.4	10,670	6.2	8,730	4.4	7,280	3.2	4,850	2.0	3,150	1.1																										
3.0	8,890	9.5	7,120	6.6	5,820	4.3	4,850	3.3	3,230	2.1	2,100	1.3																										
4.0	6,670	10.4	5,340	8.0	4,370	5.0	3,640	3.6	2,430	2.2	1,580	1.2																										
5.0	5,340	12.5	4,270	9.2	3,490	5.0	2,910	3.7	1,940	2.2	1,260	1.2																										
6.0	4,450	12.2	3,560	9.2	2,910	5.0	2,430	3.8	1,620	2.3	1,050	1.0																										
8.0	3,340	11.7	2,670	9.2	2,180	4.9	1,820	3.7	1,210	2.1	790	1.0																										
10.0	2,670	11.1	2,130	9.0	1,750	4.9	1,460	3.6	970	2.0	630	1.0																										
12.0	2,220	11.1	1,780	9.0	1,460	4.9	1,210	3.6	810	1.8	530	0.8																										


1. Use a rigid and precise machine and holder.
2. When chattering occurs, reduce the speed and feed simultaneously.
3. Use a suitable cutting fluid with high smoke retardant.






List 3670 - EXOCARB® WXL®: 4 Flute, Regular Length, Corner Radius

Side Milling

Hardness	<20 HRC		20-30 HRC		30-38 HRC		38-45 HRC		45-55 HRC		55-60 HRC	
Work Material	Mild Steels Carbon Steels Cast Iron		Alloy Steels Tool Steels		Hardened Steels Pre-hardened Steels		Stainless Steels Pre-hardened Steels		Hardened Steels		Hardened Steels	
Cutting Speed	396 SFM		294 SFM		258 SFM		192 SFM		156 SFM		96 SFM	
Depth of Cut	$a_a=1.2D$ $a_r=0.2D$ 						$a_a=1D$ $a_r=0.1D$		$a_a=1D$ $a_r=0.05D$			
	Mill Dia.	Speed RPM	Feed in/min	Speed RPM	Feed in/min	Speed RPM	Feed in/min	Speed RPM	Feed in/min	Speed RPM	Feed in/min	Speed RPM
1/16	24,000	38.4	18,000	28.8	15,600	25.0	12,000	19.2	9,600	11.5	6,000	4.8
5/64	19,200	38.4	14,400	28.8	12,480	25.0	9,600	19.2	7,680	12.3	4,800	5.8
3/32	16,080	38.6	12,000	28.8	10,380	24.9	7,980	19.2	6,420	12.8	4,020	4.8
7/64	13,740	38.5	10,320	28.9	8,940	25.0	6,900	19.3	5,520	13.2	3,480	5.6
1/8	12,000	43.2	9,000	28.8	7,800	25.0	6,000	19.2	4,800	13.4	3,000	6.0
5/32	9,600	46.1	7,200	31.7	6,240	27.5	4,800	21.1	3,840	15.4	2,400	7.7
3/16	8,040	51.5	6,000	36.0	5,220	31.3	4,020	22.5	3,180	17.8	1,980	9.5
7/32	6,900	55.2	5,160	37.2	4,440	30.2	3,420	23.3	2,760	16.6	1,740	9.0
1/4	6,000	55.2	4,500	39.6	3,900	31.2	3,000	24.0	2,400	16.3	1,500	9.0
5/16	4,800	57.6	3,600	38.9	3,120	32.4	2,400	24.0	1,920	16.9	1,200	9.6
3/8	4,020	56.3	3,000	38.4	2,640	30.6	1,980	22.2	1,620	16.2	1,020	9.4
7/16	3,480	55.7	2,580	38.2	2,280	31.0	1,740	22.3	1,380	16.0	840	8.4
1/2	3,000	54.0	2,280	35.6	1,980	27.7	1,500	19.2	1,200	13.9	750	8.1
5/8	2,400	43.2	1,800	28.1	1,600	22.4	1,200	15.4	980	11.4	600	6.5
3/4	2,000	36.0	1,500	23.4	1,300	18.2	1,000	12.8	800	9.3	500	5.4
1	1,500	27.0	1,100	17.2	1,000	14.0	750	9.6	600	7.0	380	4.1

1. Use a rigid and precise machine and holder.
2. When chattering occurs, reduce the speed and feed simultaneously.
3. Use a suitable cutting fluid with high smoke retardant.

High Speed Light Milling

Hardness	<20 HRC		20-30 HRC		30-38 HRC		38-45 HRC		45-55 HRC																						
Work Material	Carbon Steels 1045, 1055		Alloy Steels 4140, 4340		Hardened Steels Pre-hardened Steels D2, H13, 17-4PH		Tool Steels, Hardened Steels Pre-hardened Steels, D2, H13		Hardened Steels Heat Resistant Steels																						
Cutting Speed	1,560 SFM		1,380 SFM		960 SFM		600 SFM		310 SFM																						
Depth of Cut	a_a 						<table border="1"> <thead> <tr><th>Dia</th><th>a_a</th><th>a_r</th></tr> </thead> <tbody> <tr><td>$D < 1/8$</td><td>1.5D</td><td>0.01D</td></tr> <tr><td>$1/8 \leq D$</td><td>1.5D</td><td>0.02D</td></tr> <tr><td>$5/8 < D$</td><td>1.5D</td><td>0.05D</td></tr> </tbody> </table>		Dia	a_a	a_r	$D < 1/8$	1.5D	0.01D	$1/8 \leq D$	1.5D	0.02D	$5/8 < D$	1.5D	0.05D	<table border="1"> <thead> <tr><th>Dia</th><th>a_a</th><th>a_r</th></tr> </thead> <tbody> <tr><td>$D \leq 5/16$</td><td>1.0D</td><td>0.01D</td></tr> <tr><td>$5/16 < D$</td><td>1.0D</td><td>0.02D</td></tr> </tbody> </table>		Dia	a_a	a_r	$D \leq 5/16$	1.0D	0.01D	$5/16 < D$	1.0D	0.02D
	Dia	a_a	a_r																												
$D < 1/8$	1.5D	0.01D																													
$1/8 \leq D$	1.5D	0.02D																													
$5/8 < D$	1.5D	0.05D																													
Dia	a_a	a_r																													
$D \leq 5/16$	1.0D	0.01D																													
$5/16 < D$	1.0D	0.02D																													
Mill Dia.	Speed RPM	Feed in/min	Speed RPM	Feed in/min	Speed RPM	Feed in/min	Speed RPM	Feed in/min	Speed RPM	Feed in/min																					
1/4	24,000	220.8	21,000	184.8	14,760	118.1	9,000	72.0	4,800	32.6																					
9/32	20,400	212.2	18,000	172.8	13,200	121.4	7,920	69.7	4,200	33.6																					
5/16	18,840	226.1	16,320	176.3	12,000	124.8	7,200	72.0	3,840	33.8																					
3/8	15,600	218.4	13,800	176.6	9,960	115.5	6,000	67.2	3,120	31.2																					
7/16	13,200	211.2	12,000	177.6	8,640	117.5	5,160	66.0	2,760	32.0																					
1/2	11,880	213.8	10,440	162.9	7,440	104.2	4,440	56.8	2,400	27.8																					
5/8	9,500	171.0	8,400	131.1	5,900	82.6	3,670	47.0	1,900	22.1																					
3/4	7,950	143.1	7,000	109.2	4,950	69.3	3,050	39.0	1,580	18.3																					
1	5,960	107.3	5,270	82.3	3,700	51.8	2,300	29.5	1,180	13.7																					


1. The indicated speeds and feeds are for high speed light milling for use with high speed/high precision machining centers.
2. Do not use flammable fluids because tools with considerable wear can cause sparks.
3. We recommend using air blow. When using cutting fluids, use a high quality fluid with high smoke retardant.






List 3771: 4 Flute, Corner Radius, Regular Length

Side Milling

Hardness	<20 HRC		20-30 HRC		30-38 HRC		38-45 HRC		45-55 HRC		55-60 HRC	
Work Material	Mild Steel Carbon Steels Cast Iron		Alloy Steels Tool Steels		Hardened Steels Pre-hardened Steels		Hardened Steels Pre-hardened Steels		Hardened Steels		Hardened Steels	
Cutting Speed	396 SFM		294 SFM		258 SFM		192 SFM		156 SFM		96 SFM	
Depth of Cut	$a_a=1.2D$ $a_r=0.2D$ 						$a_a=1D$ $a_r=0.1D$		$a_a=1D$ $a_r=0.05D$			
Mill Dia.	Speed RPM	Feed in/min	Speed RPM	Feed in/min	Speed RPM	Feed in/min	Speed RPM	Feed in/min	Speed RPM	Feed in/min	Speed RPM	Feed in/min
3	12,810	40.6	9,510	28.4	8,340	24.9	6,210	18.5	5,050	13.0	3,100	5.5
4	9,680	46.5	7,190	31.6	6,310	27.8	4,690	20.7	3,810	15.3	2,350	7.5
5	7,680	49.2	5,710	34.2	5,010	30.0	3,730	20.9	3,030	17.0	1,860	8.9
6	6,400	54.8	4,750	37.8	4,170	30.7	3,100	22.9	2,520	16.1	1,550	8.6
8	4,800	57.6	3,570	38.5	3,130	32.5	2,330	23.3	1,890	16.7	1,160	9.3
10	3,840	53.8	2,850	36.5	2,500	29.0	1,860	20.9	1,510	15.1	930	8.6
12	3,200	54.2	2,380	36.1	2,090	28.8	1,550	19.9	1,260	14.6	780	8.1

1. Use a rigid and precise machine and holder.
2. When chattering occurs, reduce the speed and feed simultaneously.
3. Use a suitable cutting fluid with high smoke retardant.

High Speed Light Milling

Hardness	<20 HRC		20-30 HRC		30-38 HRC		38-45 HRC		45-55 HRC																	
Work Material	Carbon Steels 1045, 1055		Alloy Steels 4140, 4340		Hardened Steels Pre-hardened Steels D2, H13, 17-4PH		Tool Steels, Hardened Steels Pre-hardened Steels, D2, H13		Hardened Steels Heat Resistant Steels																	
Cutting Speed	1,560 SFM		1,380 SFM		960 SFM		600 SFM		130 SFM																	
Depth of Cut	<table border="1"> <thead> <tr> <th>Dia</th> <th>a_a</th> <th>a_r</th> </tr> </thead> <tbody> <tr> <td>$D < 3$</td> <td>1.5D</td> <td>0.01D</td> </tr> <tr> <td>$3 \leq D$</td> <td>1.5D</td> <td>0.02D</td> </tr> </tbody> </table> 						Dia	a_a	a_r	$D < 3$	1.5D	0.01D	$3 \leq D$	1.5D	0.02D	<table border="1"> <thead> <tr> <th>Dia</th> <th>a_a</th> <th>a_r</th> </tr> </thead> <tbody> <tr> <td>$D < 8$</td> <td>1.0D</td> <td>0.01D</td> </tr> <tr> <td>$8 \leq D$</td> <td>1.0D</td> <td>0.02D</td> </tr> </tbody> </table>		Dia	a_a	a_r	$D < 8$	1.0D	0.01D	$8 \leq D$	1.0D	0.02D
Dia	a_a	a_r																								
$D < 3$	1.5D	0.01D																								
$3 \leq D$	1.5D	0.02D																								
Dia	a_a	a_r																								
$D < 8$	1.0D	0.01D																								
$8 \leq D$	1.0D	0.02D																								
Mill Dia.	Speed RPM	Feed in/min	Speed RPM	Feed in/min	Speed RPM	Feed in/min	Speed RPM	Feed in/min	Speed RPM	Feed in/min																
3	25,000.0	230.0	25,000	220.0	25,000	200.0	19,410	155.2	4,200	28.6																
4	25,000.0	260.0	25,000	240.0	23,470	215.9	14,670	129.1	3,180	25.4																
5	25,000.0	300.0	25,000	270.0	18,630	193.7	11,640	116.4	2,520	22.2																
6	25,000.0	322.6	22,320	261.5	15,520	169.9	9,700	102.3	2,100	19.6																
8	18,920.0	264.9	16,740	214.2	11,640	135.1	7,280	81.5	1,580	15.8																
10	15,140.0	242.2	13,390	198.2	9,310	126.7	5,820	74.5	1,260	14.6																
12	12,610.0	213.8	11,160	169.3	7,760	107.0	4,850	62.1	1,050	12.2																



1. Use a rigid and precise machine and holder.
2. When chattering occurs, reduce the speed and feed simultaneously.
3. Use a suitable cutting fluid with high smoke retardant.





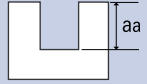
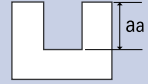
List 4445: 4 Flute, Corner Radius, High Helix, Regular Length

Side Milling

Hardness	<25 HRC		25-35 HRC		38-45 HRC		40-50 HRC		45-55 HRC		20-45 HRC	
Work Material	Mild Steels Carbon Steels Cast Iron		Alloy Steels Tool Steels		Hardened Steels 304 Stainless		Hardened Steels Pre-hardened Steels		Titanium Alloy Ti-6Al-4V		Heat Resistant Alloys Inconel	
Cutting Speed	220-328 SFM		130-220 SFM		115-210 SFM		98-150 SFM		65-195 SFM		65-130 SFM	
Depth of Cut	$a_a=1.5D$ $a_r=0.1D$ 						$a_a=1.5D$ $a_r=0.05D$ 					
Mill Dia.	Speed RPM	Feed in/min	Speed RPM	Feed in/min	Speed RPM	Feed in/min	Speed RPM	Feed in/min	Speed RPM	Feed in/min	Speed RPM	Feed in/min
1/8	8,375	26.3	5,350	14.5	4,950	11.0	3,800	12.1	3,970	11.1	2,965	5.3
3/16	5,580	37.9	3,565	18.0	3,300	12.1	2,525	13.5	2,650	12.5	1,975	5.8
1/4	4,200	31.0	2,675	16.3	2,475	11.7	1,900	11.2	1,990	11.7	1,480	5.8
5/16	3,350	36.6	2,140	22.9	2,000	15.7	1,500	11.8	1,600	12.6	1,185	7.7
3/8	2,800	39.4	1,750	23.6	1,650	22.3	1,260	16.2	1,320	12.9	990	8.1
1/2	2,100	29.3	1,335	18.7	1,240	16.9	950	12.0	1,000	12.5	740	5.8

1. Use a rigid and precise machine and holder.
2. When chattering occurs, reduce the speed and feed simultaneously.
3. Use a suitable cutting fluid with high smoke retardant.

Slotting

Hardness	<25 HRC		25-35 HRC		38-45 HRC		40-50 HRC		45-55 HRC		20-45 HRC	
Work Material	Mild Steels Carbon Steels Cast Iron		Alloy Steels Tool Steels		Hardened Steels 304 Stainless		Hardened Steels Pre-hardened Steels		Titanium Alloy Ti-6Al-4V		Heat Resistant Alloys Inconel	
Cutting Speed	130-260 SFM		65-165 SFM		65-165 SFM		50-115 SFM		65-115 SFM		50-80 SFM	
Depth of Cut	$a_a=0.5D$ 						$a_a=0.2D$ 					
Mill Dia.	Speed RPM	Feed in/min	Speed RPM	Feed in/min	Speed RPM	Feed in/min	Speed RPM	Feed in/min	Speed RPM	Feed in/min	Speed RPM	Feed in/min
1/8	5,960	11.7	3,970	7.8	3,970	6.7	2,500	4.1	2,750	4.3	2,000	2.9
3/16	3,970	12.3	2,650	8.8	2,650	7.1	1,650	4.7	1,800	4.7	1,300	3.1
1/4	2,980	10.9	1,990	7.8	1,990	6.1	1,250	4.9	1,375	5.0	1,000	2.6
5/16	2,400	13.8	1,600	9.8	1,600	6.7	1,000	5.9	1,100	6.7	800	3.1
3/8	2,000	14.5	1,320	10.3	1,320	7.0	835	6.5	900	6.8	640	3.1
1/2	1,500	11.8	1,000	6.7	1,000	7.0	625	5.9	690	5.6	500	2.8

1. Use a rigid and precise machine and holder.
2. When chattering occurs, reduce the speed and feed simultaneously.
3. Use a suitable cutting fluid with high smoke retardant.





List 4592: Corner Radius, Stub Length, 2 Flute, Long Neck, Rib Processing

Standard Milling


Hardness									<45 HRC	45-55 HRC	55-65 HRC			
Work Material									Hardened Steels Pre-hardened Steels (SDK61, H13, NAK80, P21)	Hardened Steels Pre-hardened Steels (SDK61, H13, STAVAX, 420F)	Hardened Steels			
Depth of Cut									%s of DOC's suggested on the left					
	aa (in)								aa=120% ar=120%	aa=100% ar=100%	aa=60% ar=80%			
	Dia.	L1	R0.05	R0.1	R0.2	R0.3	R0.5	R1	ar (in)	Speed RPM	Feed in/min	Speed RPM	Feed in/min	Speed RPM
0.4	1	0.00028	—	—	—	—	—	0.0047	25,000	14.0	25,000	14.0	19,800	11.1
	1.5	0.00028	—	—	—	—	—	0.0047	25,000	14.0	25,000	14.0	19,800	11.1
	2	0.00020	0.00031	—	—	—	—	0.0040	25,000	10.0	25,000	10.0	19,800	7.9
	3	0.00008	0.00012	—	—	—	—	0.0030	25,000	4.0	23,100	3.7	18,700	3.0
	4	0.00004	0.00008	—	—	—	—	0.0014	22,000	1.8	22,000	1.8	18,700	1.5
0.5	1	0.00028	0.00039	—	—	—	—	0.0059	25,000	14.0	25,000	14.0	18,700	10.5
	2	0.00028	0.00039	—	—	—	—	0.0059	25,000	14.0	25,000	14.0	18,700	10.5
	3	0.00012	0.00020	—	—	—	—	0.0041	25,000	6.0	24,200	5.8	17,600	4.2
	4	0.00008	0.00012	—	—	—	—	0.0004	25,000	4.0	23,100	3.7	17,050	2.7
	5	0.00004	0.00008	—	—	—	—	0.0018	24,200	1.9	22,550	1.8	16,500	1.3
	6	0.00004	0.00004	—	—	—	—	0.0012	22,000	1.8	22,000	1.8	16,500	1.3
0.6	2	—	0.00047	—	—	—	—	0.0071	25,000	23.5	25,000	23.5	17,600	16.5
	4	—	0.00020	—	—	—	—	0.0048	25,000	10.0	22,000	8.8	16,500	6.6
	6	—	0.00008	—	—	—	—	0.0021	22,000	3.5	20,900	3.3	15,400	2.5
0.8	4	—	0.00063	0.0013	—	—	—	0.0094	25,000	65.0	22,000	57.2	15,400	40.0
	6	—	0.00028	0.0006	—	—	—	0.0094	23,100	27.7	19,800	23.8	14,850	17.8
	8	—	—	0.0003	—	—	—	0.0085	19,800	11.9	18,700	11.2	14,300	8.6
1.0	4	0.00039	0.00079	0.0016	0.0020	—	—	0.0118	24,200	77.4	22,000	70.4	13,200	42.2
	6	0.00020	0.00039	0.0008	0.0010	—	—	0.0083	22,000	35.2	18,700	29.9	13,200	21.1
	8	0.00012	0.00024	0.0005	0.0006	—	—	0.0071	17,600	17.6	16,500	16.5	12,650	12.7
	10	0.00008	0.00016	0.0003	0.0004	—	—	0.0035	16,500	9.9	15,400	9.2	12,100	7.3
	12	0.00004	0.00012	0.0002	0.0003	—	—	0.0024	16,500	6.6	14,300	5.7	12,100	4.8
	16	—	—	0.0002	—	—	—	0.0012	13,200	5.3	13,200	5.3	11,550	4.6
	20	—	—	0.0001	—	—	—	0.0009	11,000	2.2	11,000	2.2	11,000	2.2
1.2	6	—	—	0.0013	0.0016	—	—	0.0142	18,700	48.6	15,400	40.0	11,000	28.6
	8	—	—	0.0007	0.0009	—	—	0.0099	15,400	21.6	13,200	18.5	11,000	15.4
	10	—	—	0.0004	0.0006	—	—	0.0085	15,400	12.3	13,200	10.6	9,900	7.9
1.5	6	—	—	0.0016	0.0024	—	—	0.0177	15,400	49.3	13,200	42.2	8,800	28.2
	8	—	—	0.0010	0.0015	—	—	0.0150	13,200	26.4	11,000	22.0	7,700	15.4
	10	—	—	0.0007	0.0011	—	—	0.0115	13,200	18.5	11,000	15.4	7,700	10.8
	12	—	—	0.0005	0.0007	—	—	0.0106	13,200	13.2	11,000	11.0	7,150	7.2
	16	—	—	0.0003	0.0004	—	—	0.0044	11,000	6.6	9,900	5.9	6,600	4.0
2.0	8	—	0.00079	0.0016	0.0024	0.0030	—	0.0236	12,100	38.7	9,900	31.7	6,600	21.1
	10	—	0.00063	0.0013	0.0019	0.0024	—	0.0201	9,900	25.7	7,700	20.0	6,600	17.2
	12	—	0.00039	0.0008	0.0012	0.0015	—	0.0165	9,900	15.8	7,700	12.3	6,600	10.6
	16	—	0.00024	0.0005	0.0007	0.0009	—	0.0142	9,900	9.9	7,700	7.7	6,050	6.1
	20	—	0.00016	0.0003	0.0005	0.0006	—	0.0071	7,700	4.6	7,150	4.3	5,500	3.3
2.5	25	—	0.00008	0.0002	0.0003	0.0004	—	0.0047	7,700	3.1	6,600	2.6	4,950	2.0
	10	—	—	0.0016	—	0.0030	—	0.0295	9,900	31.7	8,800	28.2	5,500	17.6
	20	—	—	0.0008	—	0.0015	—	0.0177	7,700	12.3	6,600	10.6	4,950	7.9
3.0	30	—	—	0.0002	—	0.0004	—	0.0059	6,600	2.6	5,500	2.2	4,400	1.8
	8	—	—	0.0016	—	—	—	0.0354	8,800	28.2	7,700	24.6	5,500	17.6
	12	—	—	0.0016	0.0024	0.0030	—	0.0354	8,800	28.2	7,700	24.6	5,500	17.6
	16	—	—	0.0011	0.0017	0.0020	—	0.0283	6,600	14.5	6,600	14.5	5,500	12.1
	20	—	—	0.0007	0.0011	0.0013	—	0.0241	6,600	9.2	6,600	9.2	5,500	7.7
	25	—	—	0.0005	0.0007	0.0009	—	0.0213	6,600	6.6	6,600	6.6	4,950	5.0
	30	—	—	0.0003	0.0005	0.0006	—	0.0106	5,500	3.3	5,500	3.3	4,400	2.6
4.0	35	—	—	0.0002	0.0004	0.0004	—	0.0071	5,500	2.2	4,950	2.0	4,400	1.8
	16	—	—	0.0016	0.0024	0.0030	0.0047	0.0472	6,600	21.1	4,950	15.8	4,400	14.1
	20	—	—	0.0013	0.0019	0.0024	0.0079	0.0402	5,500	14.3	4,400	11.4	4,400	11.4
	25	—	—	0.0008	0.0012	0.0015	0.0024	0.0321	5,500	8.8	4,400	7.0	4,400	7.0
	30	—	—	0.0006	0.0008	0.0010	0.0016	0.0293	5,500	6.6	4,400	5.3	4,400	5.3
	40	—	—	0.0003	0.0005	0.0006	0.0009	0.0142	4,400	2.6	4,400	2.6	4,400	2.6
50	—	—	0.0002	0.0003	0.0004	0.0006	0.0085	4,400	1.8	4,400	1.8	3,850	1.5	






List 4471: Stub Length, 4 Flute, Corner Radius

Standard Milling

Hardness	<40 HRC		40-45 HRC		45-55 HRC		55-60 HRC		60-65 HRC									
Work Material	Mild Steels Carbon Steels Cast Iron		Tool Steels Hardened Steels Pre-hardened Steels		Hardened Steels													
Depth of Cut	<table border="1"> <tr><th>Dia</th><th>aa</th><th>ar</th></tr> <tr><td>D≤1/16</td><td>1.5D</td><td>0.05D</td></tr> <tr><td>D>1/16</td><td>1.5D</td><td>0.10D</td></tr> </table>		Dia	aa	ar	D≤1/16	1.5D	0.05D	D>1/16	1.5D	0.10D		$aa=1.5D$ $ar=0.05D$ $ar \text{ Max}=\text{less than } 0.04''$		$aa=1.5D$ $ar=0.03D$ $ar \text{ Max}=\text{less than } 0.02''$		$aa=1.0D$ $ar=0.02D$ $ar \text{ Max}=\text{less than } 0.02''$	
	Dia	aa	ar															
D≤1/16	1.5D	0.05D																
D>1/16	1.5D	0.10D																
Mill Dia.	Speed RPM	Feed in/min	Speed RPM	Feed in/min	Speed RPM	Feed in/min	Speed RPM	Feed in/min	Speed RPM	Feed in/min								
1/16	25,000	70.0	25,000	70.0	20,170	56.5	15,158	36.4	14,180	22.7								
3/32	18,743	75.0	16,828	67.3	13,446	53.8	10,105	30.3	9,453	22.7								
1/8	14,058	73.1	12,621	65.6	10,085	52.4	7,579	27.3	7,090	25.5								
3/16	9,372	60.0	8,414	53.9	6,723	43.0	5,053	22.2	4,727	20.8								
1/4	7,029	101.2	6,311	90.9	5,042	72.6	3,789	37.9	3,545	31.2								
3/8	4,686	105.0	4,207	94.2	3,362	75.3	2,526	39.4	2,363	31.2								
1/2	3,514	99.8	3,155	89.6	2,521	71.6	1,895	38.7	1,772	31.2								

- The indicated speeds and feeds are for high speed light milling for use with high speed/high precision machining centers.
- Do not use flammable fluids because tools with considerable wear can cause sparks.
- We recommend using air blow. When using cutting fluids, use a high quality fluid with high smoke retardant.

High Speed Light Milling

Hardness	<40 HRC		40-45 HRC		45-55 HRC		55-60 HRC		60-65 HRC	
Work Material	Mild Steels Carbon Steels Cast Iron		Tool Steels Hardened Steels Pre-hardened Steels		Hardened Steels					
Depth of Cut	$aa=1.0D$ $ar=0.05D$ $ar \text{ Max} = \text{less than } 0.02''$			$aa=1.0D$ $ar=0.03D$ $ar \text{ Max} = \text{less than } 0.02''$		$aa=1.0D$ $ar=0.02D$ $ar \text{ Max} = \text{less than } 0.008''$		$aa=1.0D$ $ar=0.01D$ $ar \text{ Max} = \text{less than } 0.008''$		
	Mill Dia.	Speed RPM		Feed in/min	Speed RPM	Feed in/min	Speed RPM	Feed in/min	Speed RPM	Feed in/min
1/16	25,000	70.0	25,000	70.0	25,000	70.0	25,000	50.0	25,000	50.0
3/32	25,000	100.0	25,000	100.0	25,000	100.0	21,433	68.6	20,170	56.5
1/8	25,000	130.0	25,000	130.0	25,000	130.0	16,075	70.7	15,127	54.5
3/16	20,068	128.4	20,068	128.4	16,706	106.9	10,716	72.9	10,085	52.4
1/4	15,051	216.7	15,051	216.7	12,530	180.4	8,037	93.2	7,564	78.7
3/8	10,034	224.8	10,034	224.8	8,353	187.1	5,358	96.4	5,042	78.7
1/2	7,525	213.7	7,525	213.7	6,265	177.9	4,019	93.2	3,782	75.6

- The indicated speeds and feeds are for high speed light milling for use with high speed/high precision machining centers.
- Do not use flammable fluids because tools with considerable wear can cause sparks.
- We recommend using air blow. When using cutting fluids, use a high quality fluid with high smoke retardant.





List 4571: Stub Length, 4 Flute, Corner Radius

Standard Milling

Hardness	<40 HRC			40-45 HRC		45-55 HRC		55-60 HRC		60-65 HRC										
Work Material	Mild Steels Carbon Steels Cast Iron			Tool Steels Hardened Steels Pre-hardened Steels		Hardened Steels														
Depth of Cut	<table border="1"> <tr> <th>Dia</th> <th>aa</th> <th>ar</th> </tr> <tr> <td>D=2</td> <td>1.5D</td> <td>0.05D</td> </tr> <tr> <td>2<D</td> <td>1.5D</td> <td>0.10D</td> </tr> </table>			Dia	aa	ar	D=2	1.5D	0.05D	2<D	1.5D	0.10D			$aa=1.5D$ $ar=0.05D$ arMax=less than 0.04"		$aa=1.5D$ $ar=0.03D$ arMax=less than 0.02"		$aa=1.0D$ $ar=0.02D$ arMax=less than 0.02"	
	Dia	aa	ar																	
D=2	1.5D	0.05D																		
2<D	1.5D	0.10D																		
Mill Dia.	Speed RPM	Feed in/min	Speed RPM	Feed in/min	Speed RPM	Feed in/min	Speed RPM	Feed in/min	Speed RPM	Feed in/min										
2	22,316	71.4	20,036	64.1	16,010	51.2	12,031	24.1	11,255	22.5										
3	14,878	71.4	13,358	64.1	10,673	51.2	8,021	25.7	7,503	21.0										
4	11,158	71.4	10,018	64.1	8,005	51.2	6,016	26.5	5,628	20.3										
5	8,927	85.7	8,015	76.9	6,404	61.5	4,813	25.0	4,502	21.6										
6	7,439	104.1	6,679	93.5	5,337	74.7	4,010	38.5	3,752	31.5										
8	5,579	104.9	5,009	94.2	4,002	75.2	3,008	39.7	2,814	31.5										
10	4,463	103.5	4,007	93.0	3,202	74.3	2,406	39.5	2,251	31.5										
12	3,719	104.1	3,339	93.5	2,668	74.7	2,005	39.3	1,876	32.3										

- The indicated speeds and feeds are for high speed light milling for use with high speed/high precision machining centers.
- Do not use flammable fluids because tools with considerable wear can cause sparks.
- We recommend using air blow. When using cutting fluids, use a high quality fluid with high smoke retardant.

High Speed Light Milling

Hardness	<40 HRC			40-45 HRC		45-55 HRC		55-60 HRC		60-65 HRC	
Work Material	Mild Steels Carbon Steels Cast Iron			Tool Steels Hardened Steels Pre-hardened Steels		Hardened Steels					
Depth of Cut	$aa=1.0D$ $ar=0.05D$ arMax=less than 0.02"					$aa=1.0D$ $ar=0.03D$ arMax=less than 0.02"		$aa=1.0D$ $ar=0.02D$ arMax=less than 0.008"		$aa=1.0D$ $ar=0.01D$ arMax=less than 0.008"	
	Mill Dia.	Speed RPM	Feed in/min	Speed RPM	Feed in/min	Speed RPM	Feed in/min	Speed RPM	Feed in/min	Speed RPM	Feed in/min
2	25,000	80.0	25,000	80.0	25,000	80.0	25,000	60.0	24,014	48.0	
3	25,000	120.0	25,000	120.0	25,000	120.0	17,012	68.0	16,010	51.2	
4	23,893	152.9	23,893	152.9	19,891	127.3	12,759	66.3	12,007	52.8	
5	19,115	183.5	19,115	183.5	15,913	152.8	10,207	65.3	9,606	53.8	
6	15,929	223.0	15,929	223.0	13,260	185.6	8,506	95.3	8,005	80.0	
8	11,947	224.6	11,947	224.6	9,945	187.0	6,380	97.0	6,004	79.2	
10	9,557	221.7	9,557	221.7	7,956	184.6	5,104	95.9	4,803	76.8	
12	7,964	223.0	7,964	223.0	6,630	185.6	4,253	97.0	4,002	78.4	

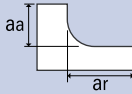
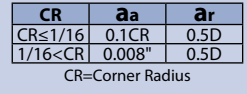
- The indicated speeds and feeds are for high speed light milling for use with high speed/high precision machining centers.
- Do not use flammable fluids because tools with considerable wear can cause sparks.
- We recommend using air blow. When using cutting fluids, use a high quality fluid with high smoke retardant.





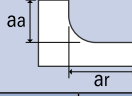
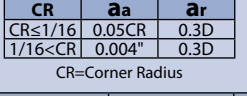
List 4470: Stub Length, Corner Radius, High Feed

Standard Milling

Hardness	<40 HRC			40 to 45 HRC		45-55 HRC		55-60 HRC		60-65 HRC		
Work Material	Mild Steels Carbon Steels Cast Iron			Tool Steels Hardened Steels Pre-hardened Steels		Hardened Steels						
Depth of Cut	CR	aa	ar		CR	aa	ar		CR	aa	ar	
	CR≤1/16 1/16<CR	0.2CR 0.02"	0.5D 0.5D		CR=Corner Radius	CR≤1/16 1/16<CR	0.2CR 0.016"		0.5D 0.5D	CR=Corner Radius	CR≤1/16 1/16<CR	0.1CR 0.008"
Mill Dia.	Speed RPM	Feed in/min	Speed RPM	Feed in/min	Speed RPM	Feed in/min	Speed RPM	Feed in/min	Speed RPM	Feed in/min	Speed RPM	Feed in/min
1/8	12,224	252	8,404	158	6,112	103	3,667	41	3,056	34		
3/16	8,149	252	5,603	158	4,075	103	2,445	41	2,037	34		
1/4	6,112	336	4,202	210	3,056	138	1,834	55	1,528	46		
5/16	4,890	336	3,362	210	2,445	138	1,467	55	1,222	46		
3/8	4,075	336	2,801	210	2,037	138	1,222	55	1,019	46		
1/2	3,056	336	2,101	210	1,528	138	917	55	764	46		

1. Use a rigid and precise machine and holder.
2. When chattering occurs, reduce the speed and feed simultaneously.
3. Use a suitable cutting fluid with high smoke retardant.

High Feed Milling

Hardness	<40 HRC			40-45 HRC		45-55 HRC		55-60 HRC		60-65 HRC		
Work Material	Mild Steels Carbon Steels Cast Iron			Tool Steels Hardened Steels Pre-hardened Steels		Hardened Steels						
Depth of Cut	aa=0.1CR ar=0.3D				CR	aa	ar		CR	aa	ar	
	CR=Corner Radius				CR≤1/16 1/16<CR	0.1CR 0.008"	0.3D 0.3D		CR=Corner Radius	CR≤1/16 1/16<CR	0.05CR 0.004"	0.3D 0.3D
Mill Dia.	Speed RPM	Feed in/min	Speed RPM	Feed in/min	Speed RPM	Feed in/min	Speed RPM	Feed in/min	Speed RPM	Feed in/min	Speed RPM	Feed in/min
1/8	23,990	495	18,030	338	16,808	284	11,918	134	9,168	103		
3/16	15,993	495	12,020	338	11,205	284	7,946	134	6,112	103		
1/4	11,995	660	9,015	451	8,404	378	5,959	179	4,584	138		
5/16	9,596	660	7,212	451	6,723	378	4,767	179	3,667	138		
3/8	7,997	660	6,010	451	5,603	378	3,973	179	3,056	138		
1/2	5,997	660	4,508	451	4,202	378	2,980	179	2,292	138		

1. The indicated speeds and feeds are for high speed light milling for use with high speed/high precision machining centers.
2. Do not use flammable fluids because tools with considerable wear can cause sparks.
3. We recommend using air blow. When using cutting fluids, use a high quality fluid with high smoke retardant.





List 4570: Stub Length, Corner Radius, High Feed

Standard Milling

Hardness	<40 HRC		40-45 HRC		45-55 HRC		55-60 HRC		60-65 HRC																													
Work Material	Mild Steels Carbon Steels Cast Iron		Tool Steels Hardened Steels Pre-hardened Steels		Hardened Steels																																	
Depth of Cut	<table border="1"> <tr><th>CR</th><th>aa</th><th>ar</th></tr> <tr><td>CR≤2</td><td>0.2CR</td><td>0.5D</td></tr> <tr><td>2<CR</td><td>0.02"</td><td>0.5D</td></tr> </table>		CR	aa	ar	CR≤2	0.2CR	0.5D	2<CR	0.02"	0.5D		<table border="1"> <tr><th>CR</th><th>aa</th><th>ar</th></tr> <tr><td>CR≤2</td><td>0.2CR</td><td>0.5D</td></tr> <tr><td>2<CR</td><td>0.016"</td><td>0.5D</td></tr> </table>		CR	aa	ar	CR≤2	0.2CR	0.5D	2<CR	0.016"	0.5D	<table border="1"> <tr><th>CR</th><th>aa</th><th>ar</th></tr> <tr><td>CR≤2</td><td>0.1CR</td><td>0.5D</td></tr> <tr><td>2<CR</td><td>0.008"</td><td>0.5D</td></tr> </table>						CR	aa	ar	CR≤2	0.1CR	0.5D	2<CR	0.008"	0.5D
	CR	aa	ar																																			
CR≤2	0.2CR	0.5D																																				
2<CR	0.02"	0.5D																																				
CR	aa	ar																																				
CR≤2	0.2CR	0.5D																																				
2<CR	0.016"	0.5D																																				
CR	aa	ar																																				
CR≤2	0.1CR	0.5D																																				
2<CR	0.008"	0.5D																																				
Mill Dia.	Speed RPM	Feed in/min	Speed RPM	Feed in/min	Speed RPM	Feed in/min	Speed RPM	Feed in/min	Speed RPM	Feed in/min																												
2	19,406	252	13,341	158	9,703	103	5,822	41	4,851	34																												
3	12,937	336	8,894	210	6,469	138	3,881	55	3,234	46																												
4	9,703	336	6,671	210	4,851	138	2,911	55	2,426	46																												
5	7,762	336	5,337	210	3,881	138	2,329	55	1,941	46																												
6	6,469	336	4,447	210	3,234	138	1,941	55	1,617	46																												
7	5,544	336	3,812	210	2,772	138	1,663	55	1,386	46																												
8	4,851	336	3,335	210	2,426	138	1,455	55	1,213	46																												
9	4,312	336	2,965	210	2,156	138	1,294	55	1,078	46																												
10	3,881	336	2,668	210	1,941	138	1,164	55	970	46																												
11	3,528	336	2,426	210	1,764	138	1,058	55	882	46																												
12	3,234	336	2,224	210	1,617	138	970	55	809	46																												
13	2,985	336	2,053	210	1,493	138	896	55	746	46																												

1. Use a rigid and precise machine and holder.
2. When chattering occurs, reduce the speed and feed simultaneously.
3. Use a suitable cutting fluid with high smoke retardant.

High Feed Milling

Hardness	<40 HRC		40-45 HRC		45-55 HRC		55-60 HRC		60-65 HRC																				
Work Material	Mild Steels Carbon Steels Cast Iron		Tool Steels Hardened Steels Pre-hardened Steels		Hardened Steels																								
Depth of Cut	$aa=0.1CR$ $ar=0.3D$ CR=Corner Radius			<table border="1"> <tr><th>CR</th><th>aa</th><th>ar</th></tr> <tr><td>CR≤2</td><td>0.1CR</td><td>0.3D</td></tr> <tr><td>2<CR</td><td>0.008"</td><td>0.3D</td></tr> </table>		CR	aa	ar	CR≤2	0.1CR	0.3D	2<CR	0.008"	0.3D	<table border="1"> <tr><th>CR</th><th>aa</th><th>ar</th></tr> <tr><td>CR≤2</td><td>0.05CR</td><td>0.3D</td></tr> <tr><td>2<CR</td><td>0.004"</td><td>0.3D</td></tr> </table>						CR	aa	ar	CR≤2	0.05CR	0.3D	2<CR	0.004"	0.3D
	CR	aa		ar																									
CR≤2	0.1CR	0.3D																											
2<CR	0.008"	0.3D																											
CR	aa	ar																											
CR≤2	0.05CR	0.3D																											
2<CR	0.004"	0.3D																											
Mill Dia.	Speed RPM	Feed in/min	Speed RPM	Feed in/min	Speed RPM	Feed in/min	Speed RPM	Feed in/min	Speed RPM	Feed in/min																			
2	25,000	325	25,000	295	25,000	266	18,920	134	14,554	103																			
3	25,000	650	19,082	451	17,788	378	12,614	179	9,703	138																			
4	19,042	660	14,312	451	13,341	378	9,460	179	7,277	138																			
5	15,233	660	11,449	451	10,673	378	7,568	179	5,822	138																			
6	12,694	660	9,541	451	8,894	378	6,307	179	4,851	138																			
7	10,881	660	8,178	451	7,624	378	5,406	179	4,158	138																			
8	9,521	660	7,156	451	6,671	378	4,730	179	3,639	138																			
9	8,463	660	6,361	451	5,929	378	4,205	179	3,234	138																			
10	7,617	660	5,725	451	5,337	378	3,784	179	2,911	138																			
11	6,924	660	5,204	451	4,851	378	3,440	179	2,646	138																			
12	6,347	660	4,771	451	4,447	378	3,153	179	2,426	138																			
13	5,859	660	4,404	451	4,105	378	2,911	179	2,239	138																			

1. The indicated speeds and feeds are for high speed light milling for use with high speed/high precision machining centers.
2. Do not use flammable fluids because tools with considerable wear can cause sparks.
3. We recommend using air blow. When using cutting fluids, use a high quality fluid with high smoke retardant.





List 4472: Regular Length, Corner Radius, High Feed

Standard Milling

Hardness	-	<40 HRC		40-45 HRC		45-55 HRC		55-60 HRC		60-65 HRC																													
Work Material	Cast Iron	Mild Steels Carbon Steels		Tool Steels Stainless Steel Hardened Steels Prehardened Steels		Hardened Steels																																	
Depth of Cut	<table border="1"> <tr><th>CR</th><th>aa</th><th>ar</th></tr> <tr><td>CR≤1/16</td><td>0.2CR</td><td>0.5D</td></tr> <tr><td>1/16<CR</td><td>0.02"</td><td>0.5D</td></tr> </table>		CR	aa	ar	CR≤1/16	0.2CR	0.5D	1/16<CR	0.02"	0.5D			<table border="1"> <tr><th>CR</th><th>aa</th><th>ar</th></tr> <tr><td>CR≤1/16</td><td>0.1CR</td><td>0.5D</td></tr> <tr><td>1/16<CR</td><td>0.008"</td><td>0.5D</td></tr> </table>		CR	aa	ar	CR≤1/16	0.1CR	0.5D	1/16<CR	0.008"	0.5D	<table border="1"> <tr><th>CR</th><th>aa</th><th>ar</th></tr> <tr><td>CR≤1/16</td><td>0.2CR</td><td>0.5D</td></tr> <tr><td>1/16<CR</td><td>0.016"</td><td>0.5D</td></tr> </table>						CR	aa	ar	CR≤1/16	0.2CR	0.5D	1/16<CR	0.016"	0.5D
	CR	aa	ar																																				
CR≤1/16	0.2CR	0.5D																																					
1/16<CR	0.02"	0.5D																																					
CR	aa	ar																																					
CR≤1/16	0.1CR	0.5D																																					
1/16<CR	0.008"	0.5D																																					
CR	aa	ar																																					
CR≤1/16	0.2CR	0.5D																																					
1/16<CR	0.016"	0.5D																																					
Mill Dia.	Speed RPM	Feed in/min	Speed RPM	Feed in/min	Speed RPM	Feed in/min	Speed RPM	Feed in/min	Speed RPM	Feed in/min	Speed RPM	Feed in/min																											
1/8	10,080	255	7,950	175	7,030	150	5,040	100	3,060	40	2,690	28																											
3/16	6,720	265	5,300	190	4,690	165	3,360	110	2,040	42	1,790	30																											
1/4	5,040	275	3,970	200	3,510	175	2,520	115	1,530	45	1,340	32																											
5/16	4,030	275	3,180	200	2,810	175	2,020	115	1,220	45	1,080	32																											
3/8	3,360	275	2,650	200	2,340	175	1,680	115	1,020	45	900	32																											
1/2	2,520	275	1,990	200	1,760	175	1,260	115	760	45	670	32																											

1. Use a rigid and precise machine and holder.
2. These milling conditions are based on milling with circular interpolation at corners; for milling without circular interpolation (such as right angle cornering), reduce the speed to 50-70% and the cutting depth to 50-80% of the above conditions.
3. We recommend using air blow or MQL (mist).
4. Please adjust the speed, feed and cutting depth according to actual cutting conditions.
5. When entering into the part, reduce the feed to 30-60% of the above conditions, with a ramping angle < 2°.
6. These milling conditions are for a tool overhang less than 4xD; for longer overhangs, reduce the speed, feed and cutting depth to prevent chattering.

High Feed Milling

Hardness	-	<40 HRC		40-45 HRC		45-55 HRC		55-60 HRC		60-65 HRC																													
Work Material	Cast Iron	Mild Steels Carbon Steels		Tool Steels Stainless Steel Hardened Steels Prehardened Steels		Hardened Steels																																	
Depth of Cut	<table border="1"> <tr><th>CR</th><th>aa</th><th>ar</th></tr> <tr><td>CR≤1/16</td><td>0.1CR</td><td>0.3D</td></tr> <tr><td>1/16<CR</td><td>0.008"</td><td>0.3D</td></tr> </table>		CR	aa	ar	CR≤1/16	0.1CR	0.3D	1/16<CR	0.008"	0.3D			<table border="1"> <tr><th>CR</th><th>aa</th><th>ar</th></tr> <tr><td>CR≤1/16</td><td>0.1CR</td><td>0.3D</td></tr> <tr><td>1/16<CR</td><td>0.008"</td><td>0.3D</td></tr> </table>		CR	aa	ar	CR≤1/16	0.1CR	0.3D	1/16<CR	0.008"	0.3D	<table border="1"> <tr><th>CR</th><th>aa</th><th>ar</th></tr> <tr><td>CR≤1/16</td><td>0.05CR</td><td>0.3D</td></tr> <tr><td>1/16<CR</td><td>0.004"</td><td>0.3D</td></tr> </table>						CR	aa	ar	CR≤1/16	0.05CR	0.3D	1/16<CR	0.004"	0.3D
	CR	aa	ar																																				
CR≤1/16	0.1CR	0.3D																																					
1/16<CR	0.008"	0.3D																																					
CR	aa	ar																																					
CR≤1/16	0.1CR	0.3D																																					
1/16<CR	0.008"	0.3D																																					
CR	aa	ar																																					
CR≤1/16	0.05CR	0.3D																																					
1/16<CR	0.004"	0.3D																																					
Mill Dia.	Speed RPM	Feed in/min	Speed RPM	Feed in/min	Speed RPM	Feed in/min	Speed RPM	Feed in/min	Speed RPM	Feed in/min	Speed RPM	Feed in/min																											
1/8	19,860	490	19,860	470	14,970	330	14,970	305	10,080	125	9,780	90																											
3/16	13,240	500	13,240	470	9,980	355	13,240	325	6,720	140	6,520	100																											
1/4	9,930	545	9,930	500	7,490	375	9,930	340	5,040	150	4,890	150																											
5/16	7,950	545	7,950	500	5,990	375	7,950	340	4,030	150	3,910	150																											
3/8	6,620	545	6,620	500	4,990	375	6,620	340	3,360	150	3,260	150																											
1/2	4,970	545	4,970	500	3,740	375	4,970	340	2,520	150	2,440	150																											

1. Use a rigid and precise machine and holder.
2. These milling conditions are based on milling with circular interpolation at corners; for milling without circular interpolation (such as right angle cornering), reduce the speed to 50-70% and the cutting depth to 50-80% of the above conditions.
3. We recommend using air blow or MQL (mist).
4. Please adjust the speed, feed and cutting depth according to actual cutting conditions.
5. When entering into the part, reduce the feed to 30-60% of the above conditions, with a ramping angle < 2°.
6. These milling conditions are for a tool overhang less than 4xD; for longer overhangs, reduce the speed, feed and cutting depth to prevent chattering.





List 4572: Regular Length, Corner Radius, High Feed

Standard Milling

Hardness	-		<40 HRC		40-45 HRC		45-55 HRC		55-60 HRC		60-65 HRC																										
Work Material	Cast Iron		Mild Steels Carbon Steels		Tool Steels Stainless Steel Hardened Steels Prehardened Steels		Hardened Steels																														
Depth of Cut	<table border="1"> <tr><th>CR</th><th>aa</th><th>ar</th></tr> <tr><td>CR ≤ 2</td><td>0.2CR</td><td>0.5D</td></tr> <tr><td>2 < CR</td><td>0.02"</td><td>0.5D</td></tr> </table>			CR	aa	ar	CR ≤ 2	0.2CR	0.5D	2 < CR	0.02"	0.5D		<table border="1"> <tr><th>CR</th><th>aa</th><th>ar</th></tr> <tr><td>CR ≤ 2</td><td>0.1CR</td><td>0.5D</td></tr> <tr><td>2 < CR</td><td>0.008"</td><td>0.5D</td></tr> </table>			CR	aa	ar	CR ≤ 2	0.1CR	0.5D	2 < CR	0.008"	0.5D	<table border="1"> <tr><th>CR</th><th>aa</th><th>ar</th></tr> <tr><td>CR ≤ 2</td><td>0.2CR</td><td>0.5D</td></tr> <tr><td>2 < CR</td><td>0.016"</td><td>0.5D</td></tr> </table>			CR	aa	ar	CR ≤ 2	0.2CR	0.5D	2 < CR	0.016"	0.5D
	CR	aa	ar																																		
CR ≤ 2	0.2CR	0.5D																																			
2 < CR	0.02"	0.5D																																			
CR	aa	ar																																			
CR ≤ 2	0.1CR	0.5D																																			
2 < CR	0.008"	0.5D																																			
CR	aa	ar																																			
CR ≤ 2	0.2CR	0.5D																																			
2 < CR	0.016"	0.5D																																			
Mill Dia.	Speed RPM	Feed in/min	Speed RPM	Feed in/min	Speed RPM	Feed in/min	Speed RPM	Feed in/min	Speed RPM	Feed in/min	Speed RPM	Feed in/min																									
2	16,000	207	12,500	150	11,000	132	7,950	85	4,750	34	4,270	24																									
3	10,500	246	8,500	177	7,450	154	5,300	102	3,200	39	2,850	28																									
4	7,950	260	6,350	189	5,550	165	4,000	108	2,400	41	2,150	30																									
6	5,300	276	4,250	201	3,700	175	2,650	112	1,600	45	1,400	32																									
8	4,000	276	3,200	201	2,800	175	2,000	112	1,200	45	1,050	32																									
10	3,200	276	2,550	201	2,250	175	1,600	112	955	45	860	32																									
12	2,650	276	2,100	201	1,850	175	1,350	112	795	45	715	32																									

1. Use a rigid and precise machine and holder.
2. These milling conditions are based on milling with circular interpolation at corners; for milling without circular interpolation (such as right angle cornering), reduce the speed to 50-70% and the cutting depth to 50-80% of the above conditions.
3. We recommend using air blow or MQL (mist).
4. Please adjust the speed, feed and cutting depth according to actual cutting conditions.
5. When entering into the part, reduce the feed to 30-60% of the above conditions, with a ramping angle < 2°.
6. These milling conditions are for a tool overhang less than 4xD; for longer overhangs, reduce the speed, feed and cutting depth to prevent chattering.

High Feed Milling

Hardness	-		<40 HRC		40-45 HRC		45-55 HRC		55-60 HRC		60-65 HRC																										
Work Material	Cast Iron		Mild Steels Carbon Steels		Tool Steels Stainless Steel Hardened Steels Prehardened Steels		Hardened Steels																														
Depth of Cut	<table border="1"> <tr><th>CR</th><th>aa</th><th>ar</th></tr> <tr><td>CR ≤ 2</td><td>0.1CR</td><td>0.3D</td></tr> <tr><td>2 < CR</td><td>0.008"</td><td>0.3D</td></tr> </table>			CR	aa	ar	CR ≤ 2	0.1CR	0.3D	2 < CR	0.008"	0.3D		<table border="1"> <tr><th>CR</th><th>aa</th><th>ar</th></tr> <tr><td>CR ≤ 2</td><td>0.1CR</td><td>0.3D</td></tr> <tr><td>2 < CR</td><td>0.008"</td><td>0.3D</td></tr> </table>			CR	aa	ar	CR ≤ 2	0.1CR	0.3D	2 < CR	0.008"	0.3D	<table border="1"> <tr><th>CR</th><th>aa</th><th>ar</th></tr> <tr><td>CR ≤ 2</td><td>0.05CR</td><td>0.3D</td></tr> <tr><td>2 < CR</td><td>0.004"</td><td>0.3D</td></tr> </table>			CR	aa	ar	CR ≤ 2	0.05CR	0.3D	2 < CR	0.004"	0.3D
	CR	aa	ar																																		
CR ≤ 2	0.1CR	0.3D																																			
2 < CR	0.008"	0.3D																																			
CR	aa	ar																																			
CR ≤ 2	0.1CR	0.3D																																			
2 < CR	0.008"	0.3D																																			
CR	aa	ar																																			
CR ≤ 2	0.05CR	0.3D																																			
2 < CR	0.004"	0.3D																																			
Mill Dia.	Speed RPM	Feed in/min	Speed RPM	Feed in/min	Speed RPM	Feed in/min	Speed RPM	Feed in/min	Speed RPM	Feed in/min	Speed RPM	Feed in/min																									
2	25,000	324	25,000	294	24,000	281	24,000	254	16,000	112	14,400	81																									
3	21,000	492	21,000	472	16,000	331	16,000	309	10,500	130	9,450	93																									
4	16,000	512	16,000	472	12,000	354	12,000	323	7,950	140	7,150	100																									
6	10,600	551	10,600	500	7,950	376	7,950	339	5,300	150	5,300	150																									
8	7,950	551	7,950	500	5,950	376	5,950	339	4,000	150	4,000	150																									
10	6,350	551	6,350	500	4,750	376	4,750	339	3,200	150	3,200	150																									
12	5,300	551	5,300	500	4,000	376	4,000	339	2,650	150	2,650	150																									

1. Use a rigid and precise machine and holder.
2. These milling conditions are based on milling with circular interpolation at corners; for milling without circular interpolation (such as right angle cornering), reduce the speed to 50-70% and the cutting depth to 50-80% of the above conditions.
3. We recommend using air blow or MQL (mist).
4. Please adjust the speed, feed and cutting depth according to actual cutting conditions.
5. When entering into the part, reduce the feed to 30-60% of the above conditions, with a ramping angle < 2°.
6. These milling conditions are for a tool overhang less than 4xD; for longer overhangs, reduce the speed, feed and cutting depth to prevent chattering.





List 4770 & 4670: Multi-Flute, Stub Length, Corner Radius

Hardness		-	-	-	-	-	45 HRC	65 HRC	70 HRC										
Work Material		Stainless Steel	Colbalt-Chromium Alloys (Stellite)	Titanium Alloy	Ni-Based Alloy (Inconel 718)	Hardened Steel													
Cutting Speed		195-260 SFM	165-230 SFM	135-190 SFM	70-130 SFM	165-230 SFM	135-190 SFM	70-130 SFM											
Depth of Cut						<table border="1"> <tr> <th>Dia</th> <th>aa</th> <th>ar</th> </tr> <tr> <td>R≤6</td> <td>Max: 0.2 x CR</td> <td rowspan="2">0.5D</td> </tr> <tr> <td>R>6</td> <td>Max: 0.5 x D</td> </tr> </table>			Dia	aa	ar	R≤6	Max: 0.2 x CR	0.5D	R>6	Max: 0.5 x D			
Dia	aa	ar																	
R≤6	Max: 0.2 x CR	0.5D																	
R>6	Max: 0.5 x D																		
Diameter	Radius	Speed RPM	Feed in/min	Speed RPM	Feed in/min	Speed RPM	Feed in/min	Speed RPM	Feed in/min	Speed RPM	Feed in/min	Speed RPM	Feed in/min	Speed RPM	Feed in/min				
-	6	1	4240	60.2	3700	52.4	3200	45.3	1910	27.2	3700	52.4	3200	45.3	1910	27.2			
-	-	1.5	3700	44.1	3200	37.8	2700	31.5	1600	18.9	3200	37.8	2700	31.5	1600	18.9			
-	-	1/32	3972	56.4	3514	49.8	3025	42.8	1820	25.9	3514	49.8	3025	42.8	1820	25.9			
1/4	-	1/16	3514	41.9	3025	35.7	2536	29.6	1497	17.7	3025	35.7	2536	29.6	1466	17.3			
-	-	3/64	3178	56.3	2811	49.7	2420	42.9	1442	25.4	2811	49.7	2420	42.9	1442	25.4			
5/16	-	3/32	2811	33.2	2420	28.5	2029	23.9	1197	14.2	2420	28.5	2029	23.9	1173	13.9			
-	-	1	3180	56.3	2780	49.2	2400	42.5	1430	25.2	2780	49.2	2400	42.5	1430	25.2			
-	-	2	2800	33.1	2400	28.3	2000	23.6	1200	14.2	2400	28.3	2000	23.6	1200	14.2			
3/8	-	3/64	2648	67.6	2358	60.2	2030	51.8	1201	30.7	2342	59.8	2016	51.5	1201	30.7			
-	-	3/32	2342	40.3	2030	34.8	1690	28.4	998	16.9	2016	34.6	1690	28.4	977	16.6			
-	-	1	2540	72.0	2220	63	1900	53.9	1150	32.7	2220	63	1900	53.9	1150	32.7			
-	-	2	2200	42.1	1900	36.2	1600	29.9	960	18.1	1900	36.2	1600	29.9	960	18.1			
-	-	1	2120	100.0	1850	87.4	1600	75.6	960	45.3	1850	87.4	1600	75.6	960	45.3			
-	-	2	1900	58.7	1600	50	1300	41.7	800	25.2	1600	50	1300	41.7	800	25.2			
1/2	-	1/16	1986	93.7	1757	83.0	1512	71.4	901	42.5	1757	83.0	1521	71.9	901	42.5			
-	-	1/8	1757	54.3	1512	47.3	1268	40.7	748	23.6	1521	47.5	1268	40.7	733	23.1			
-	-	1	1590	110.2	1380	95.7	1200	83.1	720	50	1380	95.7	1200	83.1	720	50			
-	-	3	1400	65.7	1200	56.3	1000	46.9	600	28.3	1200	56.3	1000	46.9	600	28.3			
-	-	1	1270	111.8	1110	98	1000	88.2	570	50.4	1110	98	1000	88.2	570	50.4			
-	-	3	1100	70.1	1000	60.2	800	50	480	29.9	1000	60.2	800	50	480	29.9			

1. This tool is recommended for the roughing of additive manufacturing and mold overlay surfaces.
2. Please use machines and holders that are rigid and highly accurate.
3. The values listed above are for reference. Please set the cutting condition in accordance with the actual machining environment.
4. Please reduce the feed rate when the depth of cut is greater than specified.
5. Please adjust the speed, feed and depth of cut accordingly when the overhang length is longer than specified.
6. Please use a suitable fluid with high smoke retardant properties.
7. During dry (no fluid) milling, please use air blow to remove disposable chips from the milling area and to eliminate chip packing.
8. Please use water-soluble coolant when machining stainless steel, cobalt-chromium based alloy, titanium alloy, and Ni-based alloy.
9. Tool runout should be kept to a minimum for maximum accuracy.
10. When the cutting load fluctuates in areas such as the corners, please reduce the rotational speed.

ABOUT OSG

DRILLING

THREADING

MILLING

HOLDERS

INDEX





List 4970: High Feed Radius Type

Facing

Hardness	-	-	-	-	45 HRC	65 HRC	70 HRC							
Work Material	Stainless Steel	Colbalt-Chromium Alloys (Stellite)	Titanium Alloy	Ni-Based Alloy (Inconel 718)	Hardened Steel									
SFM	330-395	295-360	230-295	100-165	295-360	230-295	165-230							
Depth of Cut	<table border="1"> <tr> <th>aa</th> <th>ar</th> </tr> <tr> <td>Max: 0.04D</td> <td>Max: 0.5D</td> </tr> </table>							aa	ar	Max: 0.04D	Max: 0.5D			
aa	ar													
Max: 0.04D	Max: 0.5D													
Mill Dia. X Effective Corner Radius (DxRt)	Speed RPM	Feed in/min	Speed RPM	Feed in/min	Speed RPM	Feed in/min	Speed RPM	Feed in/min	Speed RPM	Feed in/min	Speed RPM	Feed in/min	Speed RPM	Feed in/min
4XR0.5	8760	248.4	7960	225.6	6370	180.7	3180	29.9	7960	225.6	6370	180.7	4780	67.7
5XR0.6	7010	248.4	6370	225.6	5100	180.7	2550	30.3	6370	225.6	5100	180.7	3820	67.7
6XR0.8	5840	248.4	5310	225.6	4250	180.7	2120	29.9	5310	225.6	4250	180.7	3180	67.7
8XR1	4380	248.4	3980	225.6	3180	180.3	1590	29.9	3980	225.6	3180	180.3	2390	67.7
10XR1.2	3500	248	3180	225.2	2550	180.7	1270	29.9	3180	225.2	2550	180.7	1910	67.7
12XR1.5	2920	248.4	2650	225.2	2120	180.3	1060	29.9	2650	225.2	2120	180.3	1590	67.7

Side Milling

Hardness	-	-	-	-	45 HRC	65 HRC	70 HRC							
Work Material	Stainless Steel	Colbalt-Chromium Alloys (Stellite)	Titanium Alloy	Ni-Based Alloy (Inconel 718)	Hardened Steel									
SFM	330-395	265-330	165-230	100-165	265-330	195-230	100-165							
Depth of Cut	aa Max: 1.5D ar Max: 0.05D		aa Max: 1.5D ar Max: 0.02D		aa Max: 1.5D ar Max: 0.05D		aa Max: 1.0D ar Max: 0.02D							
Mill Dia. X Effective Corner Radius (DxRt)	Speed RPM	Feed in/min	Speed RPM	Feed in/min	Speed RPM	Feed in/min	Speed RPM	Feed in/min	Speed RPM	Feed in/min	Speed RPM	Feed in/min	Speed RPM	Feed in/min
4XR0.5	7960	52.8	7170	47.2	4780	22.4	2390	9.1	7960	47.2	6370	22.4	4780	9.1
5XR0.6	6370	52.8	5730	47.2	3820	22.4	1910	9.1	6370	47.2	5100	22.4	3820	9.1
6XR0.8	5310	52.8	4780	47.2	3180	22.4	1590	9.1	5310	47.2	4250	22.4	3180	9.1
8XR1	3980	75.2	3580	67.7	2390	31.5	1190	9.1	3980	67.7	3180	31.5	2390	15
10XR1.2	3180	75.2	2870	67.7	1910	31.5	960	9.1	3180	67.7	2550	31.5	1910	15
12XR1.5	2650	75.2	2390	67.7	1590	31.5	800	9.1	2650	67.7	2120	31.5	1590	15

Parameter Reduction Chart by Length to Diameter Ratio

Overhang Length	Cutting Speed	ap	fz
L/D ≤ 4	100%	100%	100%
4 < L/D ≤ 5	90%	75%	80%
5 < L/D ≤ 6	80%	50%	60%

CONTINUED



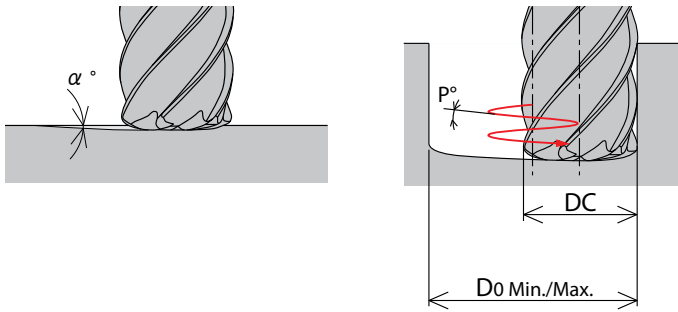


AM-HFC

Ramping Angles & Flute Shape Definitions

AM-HFC Maximum Ramping Angle (α) & Maximum Helical Angle (P)

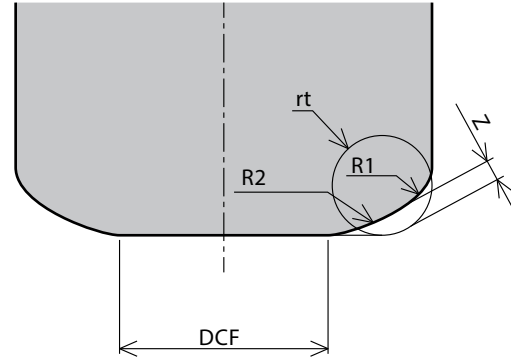
DCxrt	Ramping Angle	Helical Milling (mm)		Helical Angle
	α	D0 Min.	D0 Max.	P°
4 × R0.5	3°	6	7	1.5°
5 × R0.6		7.5	9	
6 × R0.8		9	11	
8 × R1		12	15	
10 × R1.2		15	19	
12 × R1.5		18	23	



Edge shape definitions for the purpose of creating a program.

DC	rt	Remainder
		Z
4	R0.5	0.11
5	R0.6	0.15
6	R0.8	0.17
8	R1	0.22
10	R1.2	0.31
12	R1.5	0.36

During machining, please program the milling paths according to the recommended simulated R (rt) respective to the individual end mill diameter.





List 9181: 2 Flute, Corner Radius, CBN, Stub Length

Standard Milling

Hardness			<50 HRC	50-60 HRC	60-68 HRC			
Work Material	Standard Depth of Cut		Hardened Steels					
Cutting Speed			258-598 SFM		258-495 SFM		196-397 SFM	
Depth of Cut (mm)			aa=1D	ar=1D	aa=0.8D	ar=0.8D	aa=0.5D	ar=0.5D
Mill Dia.	aa	ar	Speed RPM	Feed in/min	Speed RPM	Feed in/min	Speed RPM	Feed in/min
0.5	0.02	0.2	25,000	19.7	25,000	19.7	25,000	19.7
1.0	0.02	0.2	25,000	29.5	25,000	29.7	25,000	29.4
1.5	0.03	0.4	25,000	39.6	24,280	38.8	19,100	29.5
2.0	0.04	0.4	21,110	34.4	18,410	30.2	14,480	21.0
3.0	0.05	0.6	13,900	22.1	12,130	22.0	9,540	15.0

1. Use a rigid and precise machine and holder.
2. We suggest using air blow or MQL (mist).
3. When using low speed machines, use the maximum speed and adjust feed rate.
4. During heavy load operations such as corner processing, reduce the speed and feed.
5. The run out of the end mill should be within 10 microns (.0004") after chucking.

ABOUT OSG

DRILLING

THREADING

MILLING

HOLDERS

INDEX





List 9182: 2 Flute, Corner Radius, Long Neck, CBN, Stub Length

Standard Milling

Hardness			<50 HRC		50-60 HRC		60-68 HRC	
Work Material	Standard Depth of Cut		Hardened Steels					
Cutting Speed			155-361 SFM		155-309 SFM		119-240 SFM	
Depth of Cut (mm)			aa=1D	ar=1D	aa=0.5D	ar=0.5D	aa=0.4D	ar=0.4D
Mill Dia.	aa	ar	Speed RPM	Feed in/min	Speed RPM	Feed in/min	Speed RPM	Feed in/min
0.5	0.02	0.1	25,000	19.5	25,000	19.7	25,000	20.1
1.0	0.02	0.1	25,000	29.5	22,310	25.5	17,460	20.7
1.5	0.03	0.2	16,830	26.8	14,890	24.1	11,650	17.7
2.0	0.03	0.2	12,760	20.6	11,290	18.4	8,840	12.7
3.0	0.05	0.3	8,400	13.2	7,430	11.6	5,820	9.0


1. Use a rigid and precise machine and holder.
2. We suggest using air blow or MQL (mist).
3. When using low speed machines, use the maximum speed and adjust feed rate.
4. During heavy load operations such as corner processing, reduce the speed and feed.
5. The run out of the end mill should be within 10 microns (.0004") after chucking.






- List 3815 & 3915:** 4 Flute, Low Helix, Corner Chamfer
- List 3820 & 3920:** 4 Flute, High Helix, Corner Chamfer
- List 3825:** Long Neck, 4 Flute, Low Helix, Corner Chamfer
- List 3830:** Long Neck, 4 Flute, High Helix, Corner Chamfer

Side Milling

Hardness		-		-		<30 HRC		<45 HRC		-		-	
Work Material		Cast Iron		Mild Steels Carbon Steels		Alloy Steels Tool Steels		Hardened Steel Pre-hardened Steel		Stainless Steel 304		Titanium Alloy Ti-6AL-4V	
Depth of Cut		$a_a \leq 1.5D$ $a_r \leq 0.3D$ 											
Mill Dia.		Speed RPM	Feed in/min	Speed RPM	Feed in/min	Speed RPM	Feed in/min	Speed RPM	Feed in/min	Speed RPM	Feed in/min	Speed RPM	Feed in/min
-	6	4,770	24.0	6,370	27.9	4,770	15.7	4,240	12.9	3,710	11.4	2,650	7.0
1/4	-	4,510	26.8	6,020	34.6	4,510	18.1	4,005	15.2	3,500	13.9	2,510	8.2
5/16	-	3,610	36.1	4,825	38.4	3,610	21.4	3,210	18.6	2,810	15.1	2,010	9.3
-	8	3,580	37.0	4,770	42.9	3,580	24.0	3,180	20.1	2,790	17.7	1,990	10.6
3/8	-	3,005	37.3	4,015	43.1	3,005	24.3	2,670	20.1	2,340	17.7	1,670	10.6
-	10	2,860	37.4	3,820	43.3	2,860	24.4	2,550	20.1	2,230	17.7	1,590	10.6
-	12	2,390	33.8	3,180	38.9	2,390	22.0	2,120	18.1	1,860	16.1	1,330	9.8
1/2	-	2,250	33.5	3,010	38.6	2,250	21.8	2,005	18.0	1,750	15.9	1,260	9.7
-	14	2,045	33.2	2,730	38.3	2,045	21.6	1,820	17.9	1,560	15.7	1,140	9.6
5/8	-	1,800	32.8	2,410	38.0	1,800	21.4	1,610	17.8	1,400	15.5	1,010	9.5
-	16	1,790	32.2	2,390	37.7	1,790	21.2	1,590	17.7	1,390	15.3	990	9.4
-	18	1,590	31.4	2,130	36.9	1,590	21.0	1,420	17.3	1,240	14.9	890	9.1
3/4	-	1,500	30.9	2,010	36.1	1,500	19.8	1,340	16.9	1,170	14.5	840	8.8
-	20	1,430	30.3	1,910	35.0	1,430	19.6	1,280	16.5	1,110	14.1	800	8.6
-	25	1,145	25.6	1,530	28.8	1,145	16.8	1,020	15.3	890	13.3	640	7.7
1	-	1,127	25.2	1,505	28.2	1,127	16.3	1,000	15.0	875	12.8	630	7.4

1. Use a rigid and precise machine and holder.
2. Please adjust the speed and feed when cutting depth is large or when machines with low rigidity are used.
3. Please use a suitable fluid with high smoke retardant properties.
4. During Dry (no fluid) milling, please use air blow to remove disposable chips from the milling area and to eliminate chip packing.

Slotting

Hardness		-		-		<30 HRC		<45 HRC		-		-	
Work Material		Cast Iron		Mild Steels Carbon Steels		Alloy Steels Tool Steels		Hardened Steel Pre-hardened Steel		Stainless Steel 304		Titanium Alloy Ti-6AL-4V	
Depth of Cut		$a_a \leq 1D$ $a_r \text{ Max} = 0.472$ 											
Mill Dia.		Speed RPM	Feed in/min	Speed RPM	Feed in/min	Speed RPM	Feed in/min	Speed RPM	Feed in/min	Speed RPM	Feed in/min	Speed RPM	Feed in/min
-	6	3,710	16.9	5,840	22.8	4,240	12.5	3,710	10.2	3,180	8.6	2,120	5.1
1/4	-	3,500	17.4	5,520	23.4	4,005	12.8	3,500	10.6	3,010	8.9	2,005	5.2
5/16	-	2,805	17.9	4,420	24.7	3,210	13.4	2,805	10.9	2,415	9.4	1,605	5.4
-	8	2,790	18.5	4,380	25.5	3,180	13.7	2,790	11.4	2,390	9.8	1,590	5.5
3/8	-	2,340	19.4	3,680	26.5	2,670	14.3	2,340	11.8	2,010	10.2	1,335	5.7
-	10	2,230	20.0	3,500	27.5	2,550	14.9	2,230	12.2	1,910	10.6	1,270	5.9
-	12	1,860	18.5	2,920	25.1	2,120	13.7	1,860	11.4	1,590	9.4	1,060	5.5
1/2	-	1,750	18.4	2,760	25.0	2,005	13.6	1,750	11.3	1,505	9.4	1,000	5.5
-	14	1,590	18.3	2,505	24.9	1,820	13.5	1,590	11.2	1,370	9.4	910	5.5
5/8	-	1,400	18.2	2,210	24.8	1,600	13.4	1,400	11.1	1,205	9.4	805	5.5
-	16	1,390	18.1	2,190	24.8	1,590	13.3	1,390	11.0	1,190	9.4	800	5.5
-	18	1,240	17.9	1,950	24.5	1,415	13.2	1,240	10.8	1,065	9.2	710	5.4
3/4	-	1,170	17.6	1,840	24.3	1,335	13.0	1,170	10.7	1,005	9.1	670	5.2
-	20	1,110	17.3	1,750	24.0	1,270	12.9	1,110	10.6	950	9.0	640	5.1
-	25	890	16.8	1,400	23.3	1,020	12.1	890	9.8	765	8.2	510	4.7
1	-	875	16.6	1,380	22.6	1,000	11.7	875	9.6	755	7.9	500	4.6


1. Use a rigid and precise machine and holder.
2. Please adjust the speed and feed when cutting depth is large or when machines with low rigidity are used.
3. Please use a suitable fluid with high smoke retardant properties.
4. During Dry (no fluid) milling, please use air blow to remove disposable chips from the milling area and to eliminate chip packing.



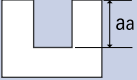


List 2015: Regular Length, 4 Flute, Roughing

Side Milling

Hardness	35-45 HRC		45-55 HRC		<40 HRC		>40 HRC		-	
Work Material	Stainless Steel		Stainless Steel		Titanium		Titanium		Inconel, Waspaloy, Hastelloy	
Cutting Speed	450-490 SFM		310-350 SFM		210-240 SFM		150-165 SFM		80-90 SFM	
Depth of Cut	$a_a=1.5D$ $a_r=0.4D$ 		$a_a=1.5D$ $a_r=0.33D$				$a_a=1.5D$ $a_r=0.25D$		$a_a=1.0D$ $a_r=0.20D$	
Mill Dia.	Speed RPM	Feed in/min	Speed RPM	Feed in/min	Speed RPM	Feed in/min	Speed RPM	Feed in/min	Speed RPM	Feed in/min
1/4	7,181	28.7	5,040	16.1	3,440	22.0	2,408	12.5	1,300	3.1
3/8	4,788	30.6	3,360	17.5	2,294	19.3	1,605	11.6	867	3.5
1/2	3,590	30.2	2,520	16.1	1,720	17.8	1,204	11.1	650	3.1
5/8	2,873	29.9	2,016	16.9	1,376	19.8	963	11.9	520	3.3
3/4	2,394	32.6	1,680	17.5	1,147	18.4	802	12.5	433	3.5
1	1,795	25.8	1,260	14.6	860	14.8	602	9.6	325	2.9

Slotting


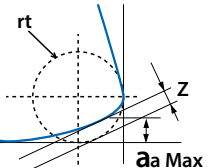
Hardness	35-45 HRC		45-55 HRC		<40 HRC		>40 HRC		-	
Work Material	Stainless Steel		Stainless Steel		Titanium		Titanium		Inconel, Waspaloy, Hastelloy	
Cutting Speed	450-490 SFM		310-350 SFM		210-240 SFM		150-165 SFM		80-90 SFM	
Depth of Cut	$a_a=0.5D$ 				$a_a=0.3D$		$a_a=0.25D$			
Mill Dia.	Speed RPM	Feed in/min	Speed RPM	Feed in/min	Speed RPM	Feed in/min	Speed RPM	Feed in/min	Speed RPM	Feed in/min
1/4	7,181	23.0	5,040	12.9	3,440	17.6	2,408	10.0	1,300	2.5
3/8	4,788	24.5	3,360	14.0	2,294	15.4	1,605	9.3	867	2.8
1/2	3,590	24.2	2,520	12.9	1,720	14.3	1,204	8.9	650	2.5
5/8	2,873	23.9	2,016	13.5	1,376	15.9	963	9.5	520	2.7
3/4	2,394	26.0	1,680	14.0	1,147	14.7	802	10.0	433	2.8
1	1,795	20.7	1,260	11.7	860	11.8	602	7.7	325	2.5





List 2080: 6 & 8 Flute, Inch
List 2081: 6 & 8 Flute, Metric

Contour Milling

Work Material		Titanium Alloy (Ti-6Al-4V)					
Cutting Speed		165 - 330 SFM					
Depth of Cut		$a_a \leq 0.035D$ $a_r \leq 0.39D$ 					
Mill Dia.		Speed RPM	Feed in/min	Ramping Angle	R (rt)	Z	
in	mm						
5/8	-	1,500	164	2°	0.031	0.016	
-	16	1,490	175		0.033	0.018	
3/4	-	1,250	132		0.037	0.021	
-	20	1,190	140		0.039	0.022	
-	25	850	189		0.047	0.029	
1	-	935	192		0.049	0.030	

1. During machining, please program the milling paths according to the recommended simulated R (rt) respective to the individual end mill diameter.
2. Using water soluble coolant is highly recommended.

ABOUT OSG

DRILLING

THREADING

MILLING

HOLDERS

INDEX





List 2863: 2 Flute, Stub Length, Corner Radius

Work Material	Aluminum Alloy						
Cutting Speed	3,280 - 9,840 SFM						
Depth of Cut	<table border="1"> <tr> <td>a_a</td> <td>a_r</td> </tr> <tr> <td>0.6D</td> <td>1D</td> </tr> </table>	a_a	a_r	0.6D	1D		
a_a	a_r						
0.6D	1D						
Mill Dia.	Speed RPM	Feed in/min					
1/2	≤33000	≤360 IPM					
5/8	≤33000	≤470 IPM					
3/4	≤33000	≤590 IPM					
1	≤33000	≤590 IPM					

List 2963: 2 Flute, Stub Length, Corner Radius

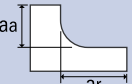
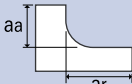
Work Material	Aluminum Alloy						
Cutting Speed	3,280 - 9,840 SFM						
Depth of Cut	<table border="1"> <tr> <td>a_a</td> <td>a_r</td> </tr> <tr> <td>0.6D</td> <td>1D</td> </tr> </table>	a_a	a_r	0.6D	1D		
a_a	a_r						
0.6D	1D						
Mill Dia.	Speed RPM	Feed in/min					
12	≤33000	≤360 IPM					
16	≤33000	≤470 IPM					
20	≤33000	≤590 IPM					
25	≤33000	≤590 IPM					





List 7470: DG-CR-EML

Contouring

Work Material		Graphite			
		Roughing		Finishing	
Cutting Speed		246 SFM		246 SFM	
Depth of Cut		 $Aa = 1D$ $Ar = 0.1D$		 $Aa = 1D$ $Ar = 0.05D$	
Mill Dia.		Speed RPM	Feed in/min	Speed RPM	Feed in/min
Inch	CR				
3/64	0.010	20,000	95	20,000	79
1/16	0.010	15,000	71	15,000	50
3/32	0.015	10,000	47	10,000	33
3/32	0.020	10,000	47	10,000	33
1/8	0.015	7,520	35	7,520	25
1/8	0.020	7,520	35	7,520	25
1/8	0.030	7,520	35	7,520	25
3/16	0.030	5,010	24	5,010	17
3/16	0.060	5,010	24	5,010	17
1/4	0.015	3,860	18	3,860	12
1/4	0.020	3,860	18	3,860	12
1/4	0.030	3,860	18	3,860	12
1/4	0.060	3,860	18	3,860	12
3/8	0.015	2,500	12	2,500	8
3/8	0.030	2,500	12	2,500	8
3/8	0.060	2,500	12	2,500	8
1/2	0.015	1,880	9	1,880	6
1/2	0.030	1,880	9	1,880	6
1/2	0.060	1,880	9	1,880	6

Set the ramping angle to be approximately between 0.3° and 0.5°.

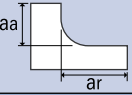
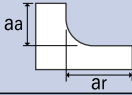
1. Adjust the speed, the feed rate, and the depth of cut to suit your operating conditions, such as the milling shape, machine rigidity, tool holder rigidity, and work holding force.
2. If you are unable to reach the speed and feed rate indicated in the table above, lower the speed and feed rate using the same ratio.
3. If the workpiece gets chipped or if the operation requires a higher level of milling precision, lower the feed rate as necessary.
4. Depending on the shape, if the workpiece chatters, lower the speed and feed rate using the same ratio.
5. To mill graphite, use a dedicated milling machine. To prevent inhalation of dust, use a dust collector and a dust mask when working around graphite.
6. During milling, keep the runout at the tip of the end mill to be less than 0.0004 inches (0.01 mm).
7. When making a rough cut with a 3/16" or greater end mill, you can feed as high as triple the recommended feed rate provided the stepdown is less than the corner radius.
8. If a cut involves the shaping of a corner during side milling, use the corner radius process of the program, or adjust the speed so that it will not cause chattering, and reduce the speed at the corner at the same time (approximately 60%).





List 7471: DG-LN-CR-EML

Contouring

Work Material	Graphite				
	Roughing		Finishing		
Cutting Speed	123 SFM		123 SFM		
Depth of Cut	 Aa = 1D Ar = 0.1D		 Aa = 1D Ar = 0.05D		
Mill Dia.		Speed RPM	Feed in/min	Speed RPM	Feed in/min
Inch	CR				
1/32	0.005	15,000	47	15,000	39
3/64	0.010	10,000	31	10,000	26
1/16	0.010	7,500	23	7,500	17
3/32	0.015	5,000	16	5,000	11
3/32	0.020	5,000	16	5,000	11
1/8	0.015	3,760	12	3,760	8
1/8	0.020	3,760	12	3,760	8
1/8	0.030	3,760	12	3,760	8
3/16	0.030	2,500	8	2,500	6
3/16	0.060	2,500	8	2,500	6
1/4	0.015	1,930	6	1,930	4
1/4	0.020	1,930	6	1,930	4
1/4	0.030	1,930	6	1,930	4
1/4	0.060	1,930	6	1,930	4

Set the ramping angle to be approximately between 0.3° and 0.5°.

1. Adjust the speed, the feed rate, and the depth of cut to suit your operating conditions, such as the milling shape, machine rigidity, tool holder rigidity, and work holding force.
2. If you are unable to reach the speed and feed rate indicated in the table above, lower the speed and feed rate using the same ratio.
3. If the workpiece gets chipped or if the operation requires a higher level of milling precision, lower the feed rate as necessary.
4. Depending on the shape, if the workpiece chatters, lower the speed and feed rate using the same ratio.
5. To mill graphite, use a dedicated milling machine. To prevent inhalation of dust, use a dust collector and a dust mask when working around graphite.
6. During milling, keep the runout at the tip of the end mill to be less than 0.0004 inches (0.01 mm).
7. When making a rough cut with a 3/16" or greater end mill, you can feed as high as triple the recommended feed rate provided the stepdown is less than the corner radius.
8. If a cut involves the shaping of a corner during side milling, use the corner radius process of the program, or adjust the speed so that it will not cause chattering, and reduce the speed at the corner at the same time (approximately 60%).





List HP432

Slotting (Fractional)

Hardness	-	<20 HRC	20-30 HRC		30-38 HRC		38-45 HRC		45-55 HRC		55-60 HRC																			
Work Material	Cast Iron	Mild Steels Carbon Steels	Alloy Steels Tool Steels Ti Alloys (Annealed)		Hardened Steels Pre-hardened Steels Ti Alloys (Solution Treated and Aged)		Hardened Steels Pre-hardened Steels Stainless Steels Inconel Ni Based Alloys		Hardened Steels		Hardened Steels																			
Cutting Speed	360 SFM	330 SFM	260 SFM		220 SFM		180 SFM		120 SFM		80 SFM																			
Depth of Cut	<table border="1"> <tr><th>Dia</th><th>aa</th></tr> <tr><td>D<1/16</td><td>0.1D</td></tr> <tr><td>1/16≤D≤1/8</td><td>0.3D</td></tr> <tr><td>1/8≤D</td><td>0.5D</td></tr> </table>		Dia	aa	D<1/16	0.1D	1/16≤D≤1/8	0.3D	1/8≤D	0.5D			<table border="1"> <tr><th>Dia</th><th>aa</th></tr> <tr><td>D<1/16</td><td>0.02D</td></tr> <tr><td>1/16≤D</td><td>0.05D</td></tr> </table>		Dia	aa	D<1/16	0.02D	1/16≤D	0.05D	<table border="1"> <tr><th>Dia</th><th>aa</th></tr> <tr><td>D<1/16</td><td>0.01D</td></tr> <tr><td>1/16≤D≤1/8</td><td>0.02D</td></tr> <tr><td>1/8≤D</td><td>0.05D</td></tr> </table>		Dia	aa	D<1/16	0.01D	1/16≤D≤1/8	0.02D	1/8≤D	0.05D
	Dia	aa																												
D<1/16	0.1D																													
1/16≤D≤1/8	0.3D																													
1/8≤D	0.5D																													
Dia	aa																													
D<1/16	0.02D																													
1/16≤D	0.05D																													
Dia	aa																													
D<1/16	0.01D																													
1/16≤D≤1/8	0.02D																													
1/8≤D	0.05D																													
Mill Dia.	Speed RPM	Feed in/min	Speed RPM	Feed in/min	Speed RPM	Feed in/min	Speed RPM	Feed in/min	Speed RPM	Feed in/min	Speed RPM	Feed in/min	Speed RPM	Feed in/min																
1/8	10,990	12.4	10,075	11.5	7,940	8.0	6,720	5.4	5,495	4.0	3,665	2.5	2,445	1.5																
3/16	7,330	15.7	6,720	14.4	5,295	10.4	4,480	6.0	3,665	4.4	2,445	2.7	1,630	1.4																
1/4	5,500	15.7	5,040	14.4	3,970	10.7	3,360	6.0	2,750	4.5	1,830	2.7	1,220	1.2																
5/16	4,395	15.3	4,030	14.0	3,175	10.8	2,685	6.0	2,200	4.5	1,465	2.5	975	1.2																
3/8	3,665	14.6	3,360	13.3	2,645	10.6	2,240	5.9	1,830	4.3	1,220	2.4	815	1.2																
1/2	2,750	14.4	2,520	13.3	1,985	10.4	1,680	5.7	1,375	4.3	915	2.1	610	0.9																
5/8	2,200	12.6	2,015	12.4	1,590	9.3	1,345	4.8	1,100	3.8	735	1.7	490	0.7																
3/4	1,830	11.5	1,680	10.5	1,325	7.7	1,120	3.9	915	3.1	610	1.5	410	0.6																
1	1,375	8.6	1,260	7.8	990	5.8	840	3.0	685	2.5	460	0.9	305	0.5																

For side milling, increase feeds 20% to 50%.

Slotting (Metric)

Hardness	-	<20 HRC	20-30 HRC		30-38 HRC		38-45 HRC		45-55 HRC		55-60 HRC																			
Work Material	Cast Iron	Mild Steels Carbon Steels	Alloy Steels Tool Steels Ti Alloys (Annealed)		Hardened Steels Pre-hardened Steels Ti Alloys (Solution Treated and Aged)		Hardened Steels Pre-hardened Steels Stainless Steels Inconel Ni Based Alloys		Hardened Steels		Hardened Steels																			
Cutting Speed	360 SFM	330 SFM	260 SFM		220 SFM		180 SFM		120 SFM		80 SFM																			
Depth of Cut	<table border="1"> <tr><th>Dia</th><th>aa</th></tr> <tr><td>D<1</td><td>0.1D</td></tr> <tr><td>1≤D<3</td><td>0.3D</td></tr> <tr><td>3≤D</td><td>0.5D</td></tr> </table>		Dia	aa	D<1	0.1D	1≤D<3	0.3D	3≤D	0.5D			<table border="1"> <tr><th>Dia</th><th>aa</th></tr> <tr><td>D<1</td><td>0.02D</td></tr> <tr><td>1≤D</td><td>0.05D</td></tr> </table>		Dia	aa	D<1	0.02D	1≤D	0.05D	<table border="1"> <tr><th>Dia</th><th>aa</th></tr> <tr><td>D<1</td><td>0.01D</td></tr> <tr><td>1≤D<3</td><td>0.02D</td></tr> <tr><td>3≤D</td><td>0.05D</td></tr> </table>		Dia	aa	D<1	0.01D	1≤D<3	0.02D	3≤D	0.05D
	Dia	aa																												
D<1	0.1D																													
1≤D<3	0.3D																													
3≤D	0.5D																													
Dia	aa																													
D<1	0.02D																													
1≤D	0.05D																													
Dia	aa																													
D<1	0.01D																													
1≤D<3	0.02D																													
3≤D	0.05D																													
Mill Dia.	Speed RPM	Feed in/min	Speed RPM	Feed in/min	Speed RPM	Feed in/min	Speed RPM	Feed in/min	Speed RPM	Feed in/min	Speed RPM	Feed in/min	Speed RPM	Feed in/min																
3	11,635	12.4	10,665	11.4	8,400	7.8	7,110	5.2	5,815	3.9	3,880	2.5	2,585	1.5																
4	8,725	14.7	8,000	13.5	6,300	10.5	5,330	7.0	4,365	5.0	2,910	2.9	1,940	1.7																
5	6,980	19.7	6,400	17.9	5,040	13.4	4,265	7.4	3,490	5.6	2,325	3.2	1,550	1.7																
6	5,815	19.3	5,330	17.6	4,200	13.4	3,555	7.4	2,910	5.6	1,940	3.2	1,295	1.4																
8	4,365	18.4	4,000	16.7	3,150	13.4	2,665	7.0	2,180	5.6	1,455	2.9	970	1.4																
10	3,490	17.4	3,200	15.8	2,520	13.1	2,135	7.0	1,745	5.3	1,165	2.9	775	1.4																
12	2,910	17.4	2,665	15.8	2,100	13.1	1,775	7.0	1,454	5.3	970	2.6	645	1.1																

For side milling, increase feeds 20% to 50%.

ABOUT OSG

DRILLING

THREADING

MILLING

HOLDERS

INDEX

CONTINUED ➔





List HP434

Side Milling (Fractional)

Hardness	-		<20 HRC		20-30 HRC		30-38 HRC		38-45 HRC		45-55 HRC		55-60 HRC											
Work Material	Cast Iron		Mild Steels Carbon Steels		Alloy Steels Tool Steels Ti Alloys (Annealed)		Hardened Steels Pre-hardened Steels Ti Alloys (Solution Treated and Aged)		Hardened Steels Pre-hardened Steels Stainless Steels Inconel Ni Based Alloys		Hardened Steels		Hardened Steels											
Cutting Speed	390 SFM		330 SFM		270 SFM		220 SFM		190 SFM		120 SFM		80 SFM											
Depth of Cut	<table border="1"> <thead> <tr> <th>Dia</th> <th>aa</th> <th>ar</th> </tr> </thead> <tbody> <tr> <td>D ≤ 1/8</td> <td>1.5D</td> <td>0.05D</td> </tr> <tr> <td>1/8 < D</td> <td>1.5D</td> <td>0.10D</td> </tr> </tbody> </table>											Dia	aa	ar	D ≤ 1/8	1.5D	0.05D	1/8 < D	1.5D	0.10D				
	Dia	aa	ar																					
D ≤ 1/8	1.5D	0.05D																						
1/8 < D	1.5D	0.10D																						
Mill Dia.	Speed RPM	Feed in/min	Speed RPM	Feed in/min	Speed RPM	Feed in/min	Speed RPM	Feed in/min	Speed RPM	Feed in/min	Speed RPM	Feed in/min	Speed RPM	Feed in/min										
1/8	11,910	28.0	10,075	23.7	8,245	16.0	6,720	5.6	5,800	5.5	3,665	3.3	2,445	2.3										
3/16	7,940	33.1	6,720	28.2	5,495	18.0	4,480	6.5	3,870	5.6	2,445	3.6	1,630	2.1										
1/4	5,955	29.0	5,040	28.6	4,120	19.5	3,360	6.9	2,900	5.8	1,830	3.4	1,220	1.9										
5/16	4,765	33.2	4,030	28.0	3,300	19.6	2,685	7.0	2,320	6.0	1,465	3.4	975	1.7										
3/8	3,970	33.3	3,360	27.8	2,750	19.5	2,240	6.9	1,935	6.0	1,220	3.9	815	1.7										
1/2	2,975	32.3	2,520	27.6	2,060	19.4	1,680	7.0	1,450	5.9	915	2.7	610	1.3										
5/8	2,380	31.7	2,015	26.4	1,650	19.8	1,345	6.2	1,160	5.2	735	2.3	490	0.9										
3/4	1,985	30.7	1,680	26.1	1,375	16.0	1,120	5.1	965	4.5	610	1.8	405	1.0										
1	1,490	23.4	1,260	19.8	1,030	13.7	840	3.9	725	3.4	460	1.5	305	0.7										

For Slotting, reduce feeds 20% to 50%.

List HP434

Side Milling (Metric)

Hardness	-		<20 HRC		20-30 HRC		30-38 HRC		38-45 HRC		45-55 HRC		55-60 HRC											
Work Material	Cast Iron		Mild Steels Carbon Steels		Alloy Steels Tool Steels Ti Alloys (Annealed)		Hardened Steels Pre-hardened Steels Ti Alloys (Solution Treated and Aged)		Hardened Steels Pre-hardened Steels Stainless Steels Inconel Ni Based Alloys		Hardened Steels		Hardened Steels											
Cutting Speed	390 SFM		330 SFM		270 SFM		220 SFM		190 SFM		120 SFM		80 SFM											
Depth of Cut	<table border="1"> <thead> <tr> <th>Dia</th> <th>aa</th> <th>ar</th> </tr> </thead> <tbody> <tr> <td>D ≤ 3</td> <td>1.5D</td> <td>0.05D</td> </tr> <tr> <td>3 < D</td> <td>1.5D</td> <td>0.10D</td> </tr> </tbody> </table>											Dia	aa	ar	D ≤ 3	1.5D	0.05D	3 < D	1.5D	0.10D				
	Dia	aa	ar																					
D ≤ 3	1.5D	0.05D																						
3 < D	1.5D	0.10D																						
Mill Dia.	Speed RPM	Feed in/min	Speed RPM	Feed in/min	Speed RPM	Feed in/min	Speed RPM	Feed in/min	Speed RPM	Feed in/min	Speed RPM	Feed in/min	Speed RPM	Feed in/min										
3	12,605	29.7	10,665	25.1	8,725	17.0	7,110	5.9	6,140	5.8	3,880	3.6	2,585	2.4										
4	9,450	29.4	8,000	24.8	6,545	14.5	5,330	6.5	4,605	5.5	2,910	3.6	1,940	2.3										
5	7,560	34.7	6,400	30.2	5,235	20.2	4,265	6.8	3,685	5.9	2,325	3.7	1,550	2.1										
6	6,300	30.7	5,330	30.2	4,365	20.6	3,555	7.2	3,070	6.2	1,940	3.6	1,295	2.0										
8	4,725	32.9	4,000	27.8	3,270	19.4	2,665	6.9	2,300	6.0	1,455	3.4	970	1.7										
10	3,780	34.5	3,200	28.8	2,620	20.2	2,135	7.2	1,840	6.2	1,165	4.1	775	1.7										
12	3,150	34.3	2,665	29.3	2,180	20.5	1,775	7.4	1,535	6.2	970	2.9	645	1.4										

For Slotting, reduce feeds 20% to 50%.





List HP432, HP434: (Continued)

High Speed Light Milling (Fractional)

Hardness	<20 HRC		20-30 HRC		30-38 HRC		38-45 HRC		45-55 HRC																					
Work Material	Mild Steels Carbon Steels		Alloy Steels Tool Steels Ti Alloys (Annealed)		Hardened Steels Pre-hardened Steels Ti Alloys (Solution Treated and Aged)		Hardened Steels Pre-hardened Steels Stainless Steels Inconel Ni Based Alloys		Hardened Steels																					
Cutting Speed	1,310 SFM		1,150 SFM		820 SFM		490 SFM		260 SFM																					
Depth of Cut	<table border="1"> <thead> <tr> <th>Dia</th> <th>aa</th> <th>ar</th> </tr> </thead> <tbody> <tr> <td>D≤5/16</td> <td>1.5D</td> <td>0.01D</td> </tr> <tr> <td>5/16<D≤5/8</td> <td>1.5D</td> <td>0.02D</td> </tr> <tr> <td>5/8<D</td> <td>1.5D</td> <td>0.05D</td> </tr> </tbody> </table>			Dia	aa	ar	D≤5/16	1.5D	0.01D	5/16<D≤5/8	1.5D	0.02D	5/8<D	1.5D	0.05D				<table border="1"> <thead> <tr> <th>Dia</th> <th>aa</th> <th>ar</th> </tr> </thead> <tbody> <tr> <td>D≤5/16</td> <td>1D</td> <td>0.01D</td> </tr> <tr> <td>5/16<D</td> <td>1D</td> <td>0.02D</td> </tr> </tbody> </table>			Dia	aa	ar	D≤5/16	1D	0.01D	5/16<D	1D	0.02D
	Dia	aa	ar																											
D≤5/16	1.5D	0.01D																												
5/16<D≤5/8	1.5D	0.02D																												
5/8<D	1.5D	0.05D																												
Dia	aa	ar																												
D≤5/16	1D	0.01D																												
5/16<D	1D	0.02D																												
Mill Dia.	Speed RPM	Feed in/min	Speed RPM	Feed in/min	Speed RPM	Feed in/min	Speed RPM	Feed in/min	Speed RPM	Feed in/min																				
1/8	25,000	49.3	25,000	49.6	25,000	49.0	14,960	25.6	7,940	14.4																				
3/16	25,000	104.5	23,410	80.6	16,690	53.8	9,975	28.3	5,295	17.1																				
1/4	20,000	96.5	17,555	84.1	12,520	59.0	7,480	30.6	3,970	16.4																				
5/16	16,000	98.7	14,045	85.1	10,015	57.5	5,985	31.0	3,175	16.6																				
3/8	13,335	98.6	11,705	83.8	8,345	56.7	4,985	31.0	2,645	16.5																				
1/2	10,000	95.4	8,780	81.4	6,260	55.6	3,740	30.2	1,985	16.0																				
5/8	8,000	88.6	7,025	77.1	5,010	53.7	2,990	28.4	1,590	15.0																				
3/4	6,665	85.6	5,850	74.2	4,175	51.5	2,495	27.3	1,325	14.5																				
1	5,000	66.4	4,390	58.2	3,130	41.0	1,870	21.9	990	11.0																				

Reduce feeds 50% for Series HP432 High speed Light Milling.

ABOUT OSG

DRILLING

THREADING

MILLING

HOLDERS

INDEX

CONTINUED ➔





List HP432, HP434: (Continued)

High Speed Light Milling (Metric)

Hardness	<20 HRC		20-30 HRC		30-38 HRC		38-45 HRC		45-55 HRC																						
Work Material	Mild Steels Carbon Steels		Alloy Steels Tool Steels Ti Alloys (Annealed)		Hardened Steels Pre-hardened Steels Ti Alloys (Solution Treated and Aged)		Hardened Steels Pre-hardened Steels Stainless Steels Inconel Ni Based Alloys		Hardened Steels																						
Cutting Speed	1,310 SFM		1,150 SFM		820 SFM		490 SFM		260 SFM																						
Depth of Cut			<table border="1"> <thead> <tr><th>Dia</th><th>aa</th><th>ar</th></tr> </thead> <tbody> <tr><td>D≤8</td><td>1.5D</td><td>0.01D</td></tr> <tr><td>8<D≤16</td><td>1.5D</td><td>0.02D</td></tr> <tr><td>16<D</td><td>1.5D</td><td>0.05D</td></tr> </tbody> </table>		Dia	aa	ar	D≤8	1.5D	0.01D	8<D≤16	1.5D	0.02D	16<D	1.5D	0.05D					<table border="1"> <thead> <tr><th>Dia</th><th>aa</th><th>ar</th></tr> </thead> <tbody> <tr><td>D≤8</td><td>1D</td><td>0.01D</td></tr> <tr><td>8<D</td><td>1D</td><td>0.02D</td></tr> </tbody> </table>		Dia	aa	ar	D≤8	1D	0.01D	8<D	1D	0.02D
	Dia	aa	ar																												
D≤8	1.5D	0.01D																													
8<D≤16	1.5D	0.02D																													
16<D	1.5D	0.05D																													
Dia	aa	ar																													
D≤8	1D	0.01D																													
8<D	1D	0.02D																													
Mill Dia.	Speed RPM	Feed in/min	Speed RPM	Feed in/min	Speed RPM	Feed in/min	Speed RPM	Feed in/min	Speed RPM	Feed in/min																					
3	25,000	46.8	25,000	47.2	25,000	46.4	15,835	25.9	8,400	14.1																					
4	25,000	65.6	25,000	65.4	19,875	53.1	11,875	27.1	6,300	16.4																					
5	25,000	96.7	22,300	84.0	15,900	55.1	9,500	29.4	5,040	17.7																					
6	21,165	97.2	18,580	85.0	13,250	60.2	7,915	31.2	4,200	16.5																					
8	15,875	98.8	13,935	85.3	9,935	57.3	5,940	31.2	3,150	16.7																					
10	12,700	100.0	11,150	83.8	7,950	57.1	4,750	31.5	2,520	16.7																					
12	10,585	97.2	9,290	83.0	6,625	57.3	3,960	31.2	2,100	16.1																					

Reduce feeds 50% for Series HP432 High speed Light Milling.

ABOUT OSG

DRILLING

THREADING

MILLING

HOLDERS

INDEX





List 8410, 8510: 2 Flute, Stub Length, Ball End

Finishing - Contouring

Hardness		Up to 45 HRC		45-55 HRC		55-62 HRC		62-66 HRC		66-70 HRC													
Work Material		Tool Steels Hardened Steels Alloy Steels		Hardened Steels																			
Cutting Speed (SFM)		345 (265-395)		310 (230-360)		195 (130-265)		195 (165-230)		165 (130-195)													
Depth of Cut		<table border="1"> <tr><th>aa</th><th>ar</th></tr> <tr><td>0.05D</td><td>0.1D</td></tr> </table>		aa	ar	0.05D	0.1D	<table border="1"> <tr><th>aa</th><th>ar</th></tr> <tr><td>0.03D</td><td>0.1D</td></tr> </table>		aa	ar	0.03D	0.1D	<table border="1"> <tr><th>aa</th><th>ar</th></tr> <tr><td>0.02D</td><td>0.05D</td></tr> </table>						aa	ar	0.02D	0.05D
aa	ar																						
0.05D	0.1D																						
aa	ar																						
0.03D	0.1D																						
aa	ar																						
0.02D	0.05D																						
Mill Dia.		Speed (RPM)	Feed (in/min)	Speed (RPM)	Feed (in/min)	Speed (RPM)	Feed (in/min)	Speed (RPM)	Feed (in/min)	Speed (RPM)	Feed (in/min)												
(Inch)	(mm)																						
-	0.2	25,000	14.8	25,000	14.8	25,000	14.8	25,000	11.7	25,000	9.4												
1/32	0.8	25,000	49.2	25,000	49.2	25,000	49.2	25,000	35.8	25,000	28.6												
-	1.0	25,000	60.2	25,000	60.2	25,000	51.3	25,000	41.0	25,000	32.8												
-	1.4	25,000	73.0	25,000	73.0	25,000	59.8	25,000	54.9	25,000	43.9												
-	1.5	25,000	78.2	25,000	78.2	25,000	64.1	25,000	58.8	20,000	47.0												
1/16	-	25,000	73.2	25,000	72.2	25,000	59.7	25,000	57.0	20,000	45.6												
-	2.0	25,000	92.3	25,000	91.0	25,000	75.2	23,750	68.2	19,000	54.6												
3/32	-	25,000	109.9	25,000	108.3	24,050	86.1	19,950	68.2	15,960	54.6												
-	2.5	25,000	109.3	25,000	108.9	22,900	82.2	19,400	66.2	15,520	53.0												
-	3.0	25,000	123.8	25,000	125.0	19,100	78.3	16,150	62.8	12,920	50.2												
1/8	-	25,000	131.0	23,850	126.2	18,050	78.3	15,300	63.0	12,240	50.4												
-	4.0	24,000	143.7	19,150	115.8	14,300	74.3	11,900	59.1	9,520	47.3												
3/16	-	20,150	137.7	15,700	104.0	12,000	66.5	10,000	53.3	8,000	42.6												
-	5	19,200	137.8	14,950	104.0	11,450	66.6	9,500	53.1	7,600	42.5												
-	6	16,150	131.5	12,600	90.6	9,550	61.3	7,900	48.6	6,320	38.9												
1/4	-	15,300	131.8	11,900	90.5	9,000	61.2	7,500	48.8	6,000	39.0												
5/16	-	12,000	112.3	9,550	80.5	7,200	53.5	6,000	41.7	4,800	33.4												
-	8	11,900	112.2	9,450	80.3	7,150	53.5	5,950	41.7	4,760	33.4												
3/8	-	10,000	100.7	7,950	70.6	6,100	45.4	5,000	34.2	4,000	27.4												
-	10	9,500	100.4	7,550	70.4	5,800	45.3	4,750	34.1	3,800	27.3												
-	12	8,000	94.5	6,400	65.0	4,750	37.2	3,950	30.9	3,160	24.7												
1/2	-	7,550	94.4	6,050	65.0	4,500	37.3	3,750	31.1	3,000	24.9												

1. Use a rigid and precise machine and holder.
2. We suggest using air blow or MQL (mist).
3. The above parameters are standard starting values for contouring and side milling operations. If vibration or chatter occurs due to machine or part setup, please adjust the speed, feed, and depth of cut accordingly.
4. If the cutting depth is small it is possible to increase the speed and feed above the recommended parameters.

ABOUT OSG

DRILLING

THREADING

MILLING

HOLDERS

INDEX





A Brand AE-BD-H

Advanced Performance Carbide End Mills with DUREY Coating

List 8410, 8510: 2 Flute, Stub Length, Ball End (Continued)

Finishing - High Speed Contouring

Hardness		Up to 45 HRC		45-55 HRC		55-62 HRC		62-66 HRC		66-70 HRC							
Work Material		Tool Steels Hardened Steels Alloy Steels		Hardened Steels													
Depth of Cut		<table border="1"> <tr><th>aa</th><th>ar</th></tr> <tr><td>0.02D</td><td>0.05D</td></tr> </table>				aa	ar	0.02D	0.05D	<table border="1"> <tr><th>aa</th><th>ar</th></tr> <tr><td>0.01D</td><td>0.05D</td></tr> </table>				aa	ar	0.01D	0.05D
aa	ar																
0.02D	0.05D																
aa	ar																
0.01D	0.05D																
Mill Dia.		Speed	Feed	Speed	Feed	Speed	Feed	Speed	Feed	Speed	Feed						
(Inch)	(mm)	(RPM)	(in/min)	(RPM)	(in/min)	(RPM)	(in/min)	(RPM)	(in/min)	(RPM)	(in/min)						
-	0.2	25,000	20.8	25,000	20.8	25,000	17.5	25,000	14.6	25,000	13.5						
1/32	0.8	25,000	63.6	25,000	63.6	25,000	53.3	25,000	44.7	25,000	41.3						
-	1	25,000	72.8	25,000	72.8	25,000	61.0	25,000	51.2	25,000	47.2						
-	1.4	25,000	88.2	25,000	88.2	25,000	71.7	25,000	56.0	25,000	55.0						
-	1.5	25,000	94.5	25,000	94.5	25,000	76.8	25,000	60.0	25,000	59.0						
1/16	-	25,000	87.5	25,000	83.6	25,000	59.4	25,000	57.0	25,000	57.0						
-	2	25,000	110.2	25,000	105.3	25,000	74.8	25,000	71.8	25,000	71.8						
3/32	-	25,000	131.3	25,000	125.4	25,000	89.1	25,000	85.4	24,050	82.2						
-	2.5	25,000	120.0	25,000	117.1	25,000	90.0	25,000	86.4	22,900	78.3						
-	3	25,000	122.5	25,000	123.0	25,000	103.7	25,000	99.6	19,100	74.4						
1/8	-	25,000	129.7	25,000	130.2	25,000	109.7	23,850	100.6	18,050	74.4						
-	4	25,000	150.8	25,000	150.4	24,000	126.0	19,150	94.2	14,300	70.4						
3/16	-	25,000	170.3	23,850	156.9	20,150	112.2	16,300	84.2	12,000	62.6						
-	5	25,000	178.8	22,700	156.8	19,200	112.2	15,500	84.1	11,450	62.7						
-	6	24,600	204.7	19,250	136.2	16,150	100.1	12,600	80.7	9,550	61.3						
1/4	-	23,250	204.8	18,200	136.3	15,300	100.3	11,900	80.7	9,000	61.2						
5/16	-	18,750	175.2	14,550	120.4	12,000	88.6	9,550	70.7	7,200	53.5						
-	8	18,600	175.2	14,450	120.5	11,900	88.6	9,450	70.5	7,150	53.5						
3/8	-	15,750	155.5	12,100	104.6	10,000	75.0	7,950	60.8	6,100	45.4						
-	10	15,000	155.5	11,550	104.8	9,500	74.8	7,550	60.6	5,800	45.3						
-	12	12,600	145.7	9,450	97.9	8,000	63.0	6,400	53.1	4,750	38.8						
1/2	-	11,900	145.6	8,950	98.1	7,550	62.9	6,050	53.2	4,500	38.9						

1. Use a rigid and precise machine and holder.
2. We suggest using air blow or MQL (mist).
3. The above parameters are standard starting values for contouring and side milling operations. If vibration or chatter occurs due to machine or part setup, please adjust the speed, feed, and depth of cut accordingly.
4. If the cutting depth is small it is possible to increase the speed and feed above the recommended parameters.

ABOUT OSG

DRILLING

THREADING

MILLING

HOLDERS

INDEX





List 8590: 2 Flute, Stub Length, Long Neck, Ball End, Rib Processing

Contouring

Hardness	Up to 45 HRC				45-55 HRC				55-62 HRC				62-66 HRC				66-70 HRC						
Work Material	Tool Steels Hardened Steels Alloy Steels				Hardened Steels																		
Depth of Cut	Mill Dia. mm	Neck mm	Speed (RPM)	Feed (IPM)	Aa (in)	Ar (in)	Speed (RPM)	Feed (IPM)	Aa (in)	Ar (in)	Speed (RPM)	Feed (IPM)	Aa (in)	Ar (in)	Speed (RPM)	Feed (IPM)	Aa (in)	Ar (in)	Speed (RPM)	Feed (IPM)	Aa (in)	Ar (in)	
0.1	0.3	50,000	2.76	0.00012	0.00012	50,000	2.36	0.00012	0.00012	50,000	2.36	0.00012	0.00012	50,000	1.97	0.00012	0.00012	50,000	1.57	0.00012	0.00012		
		50,000	1.97	0.00012	0.00012	50,000	1.57	0.00012	0.00012	50,000	1.57	0.00012	0.00012	50,000	1.18	0.00012	0.00012	50,000	0.79	0.00012	0.00012		
		50,000	14.96	0.00020	0.00020	50,000	10.24	0.00020	0.00020	50,000	7.87	0.00016	0.00020	50,000	6.69	0.00016	0.00020	50,000	5.12	0.00016	0.00020		
		50,000	13.39	0.00020	0.00020	50,000	9.06	0.00020	0.00020	50,000	7.09	0.00016	0.00020	50,000	5.91	0.00016	0.00020	50,000	4.33	0.00016	0.00020		
		50,000	13.39	0.00020	0.00020	50,000	9.06	0.00020	0.00020	50,000	7.09	0.00016	0.00020	50,000	5.91	0.00016	0.00020	45,000	4.33	0.00016	0.00020		
0.2	0.75	50,000	11.81	0.00020	0.00020	50,000	8.27	0.00020	0.00020	50,000	5.91	0.00016	0.00020	46,500	5.12	0.00016	0.00020	37,200	3.94	0.00016	0.00020		
		50,000	11.02	0.00020	0.00020	50,000	7.48	0.00020	0.00020	49,200	5.12	0.00016	0.00020	44,300	4.33	0.00016	0.00020	35,500	3.15	0.00016	0.00020		
		50,000	9.45	0.00020	0.00020	50,000	6.69	0.00020	0.00020	45,600	4.72	0.00016	0.00020	41,100	3.94	0.00016	0.00020	32,900	3.15	0.00016	0.00020		
		45,600	8.27	0.00020	0.00020	44,500	5.51	0.00020	0.00020	39,600	3.94	0.00016	0.00020	35,700	3.54	0.00016	0.00020	28,600	2.76	0.00016	0.00020		
		38,400	6.30	0.00016	0.00020	37,200	3.94	0.00016	0.00020	37,200	3.15	0.00016	0.00020	33,500	2.76	0.00016	0.00020	26,800	1.97	0.00016	0.00020		
0.2	3	38,400	5.51	0.00016	0.00020	37,200	3.54	0.00016	0.00020	37,200	2.76	0.00016	0.00020	33,500	2.36	0.00016	0.00020	26,800	1.97	0.00016	0.00020		
		50,000	22.44	0.00020	0.00394	50,000	15.35	0.00020	0.00039	50,000	11.81	0.00020	0.00039	50,000	10.24	0.00020	0.00039	50,000	7.87	0.00039	0.00039		
		50,000	22.44	0.00020	0.00039	50,000	15.35	0.00020	0.00039	50,000	11.81	0.00020	0.00039	50,000	10.24	0.00020	0.00039	50,000	7.87	0.00039	0.00039		
		50,000	22.44	0.00020	0.00039	50,000	14.96	0.00020	0.00039	50,000	11.81	0.00020	0.00039	50,000	10.24	0.00020	0.00039	50,000	7.87	0.00039	0.00039		
		50,000	22.44	0.00020	0.00039	50,000	14.57	0.00020	0.00039	50,000	11.42	0.00020	0.00039	50,000	9.84	0.00020	0.00039	46,500	7.48	0.00039	0.00039		
0.3	1.5	50,000	18.90	0.00020	0.00039	50,000	12.20	0.00020	0.00039	50,000	8.66	0.00020	0.00039	46,500	7.48	0.00020	0.00039	37,200	5.51	0.00039	0.00039		
		50,000	17.72	0.00020	0.00020	50,000	11.42	0.00020	0.00020	49,200	8.27	0.00016	0.00020	44,300	7.09	0.00016	0.00020	35,500	5.51	0.00016	0.00020		
		50,000	14.96	0.00020	0.00020	50,000	9.84	0.00020	0.00020	49,200	7.09	0.00016	0.00020	44,300	5.91	0.00016	0.00020	35,500	4.33	0.00016	0.00020		
		48,000	11.02	0.00020	0.00020	48,000	7.48	0.00020	0.00020	43,200	5.12	0.00016	0.00020	38,900	4.33	0.00016	0.00020	31,200	3.15	0.00016	0.00020		
		45,600	9.06	0.00020	0.00020	44,400	5.91	0.00020	0.00020	39,600	3.94	0.00016	0.00020	35,700	3.54	0.00016	0.00020	28,600	2.76	0.00016	0.00020		
0.3	3.5	40,800	7.48	0.00016	0.00020	39,600	4.72	0.00016	0.00020	39,600	3.74	0.00016	0.00020	35,700	3.15	0.00016	0.00020	28,600	2.36	0.00016	0.00020		
		38,400	5.51	0.00016	0.00020	37,200	3.54	0.00016	0.00020	37,200	2.76	0.00016	0.00020	33,500	2.36	0.00016	0.00020	26,800	1.97	0.00016	0.00020		
		38,400	4.72	0.00016	0.00020	37,200	3.15	0.00016	0.00020	37,200	2.36	0.00016	0.00020	33,500	1.97	0.00016	0.00020	26,800	1.57	0.00016	0.00020		
		34,800	3.74	0.00016	0.00020	33,600	2.36	0.00016	0.00020	33,600	1.97	0.00016	0.00020	30,300	1.57	0.00016	0.00020	24,200	1.18	0.00016	0.00020		
		50,000	33.46	0.00039	0.00079	50,000	23.23	0.00039	0.00079	50,000	18.50	0.00031	0.00059	50,000	15.75	0.00031	0.00059	50,000	11.81	0.00031	0.00059		
0.4	1	50,000	33.46	0.00039	0.00079	50,000	21.65	0.00039	0.00079	50,000	17.32	0.00031	0.00059	50,000	14.57	0.00031	0.00059	50,000	11.02	0.00031	0.00059		
		50,000	29.92	0.00039	0.00079	50,000	20.47	0.00039	0.00079	50,000	16.14	0.00031	0.00059	50,000	13.78	0.00031	0.00059	46,500	10.24	0.00031	0.00059		
		50,000	25.98	0.00039	0.00079	50,000	18.11	0.00039	0.00079	50,000	12.99	0.00031	0.00059	48,600	11.02	0.00031	0.00059	38,900	8.27	0.00031	0.00059		
		50,000	20.47	0.00031	0.00059	50,000	14.17	0.00031	0.00059	49,200	10.24	0.00031	0.00059	44,300	8.66	0.00031	0.00059	35,500	6.69	0.00031	0.00059		
		50,000	18.50	0.00020	0.00039	50,000	12.60	0.00020	0.00039	45,600	8.66	0.00020	0.00039	41,100	7.48	0.00020	0.00039	32,900	5.51	0.00020	0.00039		
0.4	3.5	48,000	15.75	0.00020	0.00039	48,000	11.02	0.00020	0.00039	43,200	7.87	0.00020	0.00039	38,900	6.69	0.00020	0.00039	31,200	5.12	0.00020	0.00039		
		43,200	13.78	0.00020	0.00020	42,000	9.06	0.00020	0.00020	37,200	6.30	0.00020	0.00020	33,500	5.51	0.00020	0.00020	26,800	4.33	0.00020	0.00020		
		38,400	10.63	0.00016	0.00020	37,200	7.09	0.00016	0.00020	33,600	5.12	0.00016	0.00020	30,300	4.33	0.00016	0.00020	24,200	3.15	0.00016	0.00020		
		38,400	10.24	0.00016	0.00020	37,200	6.69	0.00016	0.00020	33,600	4.72	0.00016	0.00020	30,300	3.94	0.00016	0.00020	24,200	3.15	0.00016	0.00020		
		36,000	8.27	0.00016	0.00020	34,800	5.51	0.00016	0.00020	31,200	3.94	0.00016	0.00020	28,100	3.54	0.00016	0.00020	22,500	2.76	0.00016	0.00020		
0.4	6	36,000	7.48	0.00016	0.00020	34,800	4.72	0.00016	0.00020	31,200	3.94	0.00016	0.00020	28,100	3.54	0.00016	0.00020	22,500	2.76	0.00016	0.00020		
		50,000	41.34	0.00059	0.00118	50,000	28.74	0.00059	0.00118	50,000	22.83	0.00039	0.00079	50,000	19.29	0.00039	0.00079	50,000	14.57	0.00039	0.00079		
		50,000	41.34	0.00059	0.00118	50,000	27.56	0.00059	0.00118	50,000	22.05	0.00039	0.00079	50,000	18.90	0.00039	0.00079	48,000	14.17	0.00039	0.00079		
		50,000	37.40	0.00059	0.00118	50,000	25.59	0.00059	0.00118	50,000	20.47	0.00039	0.00079	48,600	17.32	0.00039	0.00079	38,900	12.99	0.00039	0.00079		
		50,000	37.40	0.00059	0.00118	50,000	23.62	0.00059	0.00118	50,000	16.93	0.00039	0.00079	46,500	14.57	0.00039	0.00079	37,200	11.02	0.00039	0.00079		
0.5	3	50,000	33.46	0.00039	0.00079	50,000	21.65	0.00039	0.00079	48,000	15.35	0.00039	0.00079	43,200	12.99	0.00039	0.00079	34,600	9.84	0.00039	0.00079		
		50,000	25.59	0.00039	0.00079	50,000	17.72	0.00039	0.00079	45,600	12.60	0.00039	0.00079	41,100	10.63	0.00039	0.00079	32,900	7.87	0.00039	0.00079		
		50,000	22.44	0.00039	0.00039	50,000	15.35	0.00039	0.00039	40,800	10.63	0.00039	0.00039	36,800	9.06	0.00039	0.00039	29,400	6.69	0.00039	0.00039		
		45,600	18.50	0.00039	0.00039	45,600	12.60	0.00039	0.00039	31,200	8.66	0.00039	0.00039	28,100	7.48	0.00039	0.00039	22,500	5.51	0.00039	0.00039		
		36,000	14.96	0.00020	0.00039	34,800	9.84	0.00020	0.00039	28,800	6.69	0.00020	0.00039	26,000	5.51	0.00020	0.00039	20,800	4.33	0.00020	0.00039		
0.5	5.5	33,600	11.02	0.00016	0.00020	32,400	7.09	0.00016	0.00020	26,400	4.72	0.00016	0.00020	23,800	3.94	0.00016	0.00020	19,100	3.15	0.00016	0.00020		
		31,200	9.06	0.00016	0.00020	30,000	5.91	0.00016	0.00020	24,000	3.94	0.00016	0.00020	21,600	3.54	0.00016	0.00020	17,300	2.76	0.00016	0.00020		
		28,800	7.48	0.00016	0.00020	27,600	5.12	0.00016	0.00020	24,000	3.94	0.00016	0.00020	21,600	3.54	0.00016	0.00020	17,300	2.7				



List 8590: 2 Flute, Stub Length, Long Neck, Ball End, Rib Processing (Continued)

Contouring

Hardness		Up to 45 HRC				45-55 HRC				55-62 HRC				62-66 HRC				66-70 HRC							
Work Material		Tool Steels Hardened Steels Alloy Steels				Hardened Steels																			
Depth of Cut																									
Mill Dia.	Neck	Speed	Feed	Aa	Ar	Speed	Feed	Aa	Ar	Speed	Feed	Aa	Ar	Speed	Feed	Aa	Ar	Speed	Feed	Aa	Ar				
mm	mm	(RPM)	(IPM)	(in)	(in)	(RPM)	(IPM)	(in)	(in)	(RPM)	(IPM)	(in)	(in)	(RPM)	(IPM)	(in)	(in)	(RPM)	(IPM)	(in)	(in)				
0.6	1	50,000	47.24	0.00118	0.00197	50,000	33.07	0.00118	0.00197	50,000	26.38	0.00039	0.00079	50,000	22.44	0.00039	0.00079	50,000	16.93	0.00039	0.00079	50,000	16.93	0.00039	0.00079
0.6	1.2	50,000	47.24	0.00118	0.00197	50,000	33.07	0.00118	0.00197	50,000	26.38	0.00039	0.00079	50,000	22.44	0.00039	0.00079	50,000	16.93	0.00039	0.00079	50,000	16.93	0.00039	0.00079
0.6	2	50,000	47.24	0.00118	0.00197	50,000	32.28	0.00118	0.00197	50,000	25.59	0.00039	0.00079	50,000	21.65	0.00039	0.00079	50,000	16.14	0.00039	0.00079	50,000	16.14	0.00039	0.00079
0.6	2.5	50,000	43.31	0.00118	0.00197	50,000	30.31	0.00118	0.00197	50,000	24.02	0.00039	0.00079	50,000	20.47	0.00039	0.00079	50,000	15.35	0.00039	0.00079	50,000	15.35	0.00039	0.00079
0.6	3	50,000	43.31	0.00079	0.00118	50,000	29.53	0.00079	0.00118	50,000	21.26	0.00039	0.00079	48,600	18.11	0.00039	0.00079	48,600	13.78	0.00039	0.00079	48,600	13.78	0.00039	0.00079
0.6	3.5	50,000	37.40	0.00079	0.00118	50,000	25.98	0.00079	0.00118	49,200	18.90	0.00039	0.00079	44,300	16.14	0.00039	0.00079	44,300	12.20	0.00039	0.00079	44,300	12.20	0.00039	0.00079
0.6	4	48,000	33.46	0.00039	0.00079	48,000	23.23	0.00039	0.00079	43,200	16.54	0.00039	0.00079	38,900	14.17	0.00039	0.00079	38,900	10.63	0.00039	0.00079	38,900	10.63	0.00039	0.00079
0.6	4.5	40,800	29.13	0.00039	0.00079	40,800	20.08	0.00039	0.00079	37,200	14.57	0.00039	0.00079	33,500	12.20	0.00039	0.00079	33,500	9.06	0.00039	0.00079	33,500	9.06	0.00039	0.00079
0.6	5	36,000	25.20	0.00039	0.00079	36,000	17.32	0.00039	0.00079	32,400	12.20	0.00039	0.00079	29,200	10.24	0.00039	0.00079	29,200	7.87	0.00039	0.00079	29,200	7.87	0.00039	0.00079
0.6	5.5	33,600	24.02	0.00039	0.00079	33,600	16.54	0.00039	0.00079	30,000	11.81	0.00039	0.00079	27,000	10.24	0.00039	0.00079	27,000	7.87	0.00039	0.00079	27,000	7.87	0.00039	0.00079
0.6	6	31,200	22.44	0.00039	0.00079	30,000	14.96	0.00039	0.00079	26,400	10.24	0.00039	0.00079	23,800	8.66	0.00039	0.00079	23,800	6.69	0.00039	0.00079	23,800	6.69	0.00039	0.00079
0.6	6.5	28,800	20.47	0.00039	0.00039	27,600	13.39	0.00039	0.00039	24,000	9.06	0.00039	0.00039	21,600	7.87	0.00039	0.00039	21,600	5.91	0.00039	0.00039	21,600	5.91	0.00039	0.00039
0.6	7	27,600	16.54	0.00039	0.00039	26,400	11.02	0.00039	0.00039	22,800	7.48	0.00039	0.00039	20,600	6.30	0.00039	0.00039	20,600	4.72	0.00039	0.00039	20,600	4.72	0.00039	0.00039
0.6	7.5	27,600	14.96	0.00039	0.00039	26,400	9.84	0.00039	0.00039	22,800	6.69	0.00039	0.00039	20,600	5.51	0.00039	0.00039	20,600	4.33	0.00039	0.00039	20,600	4.33	0.00039	0.00039
0.6	8	24,000	11.81	0.00020	0.00039	22,800	7.87	0.00020	0.00039	20,400	5.51	0.00020	0.00039	18,400	4.72	0.00020	0.00039	18,400	3.54	0.00020	0.00039	18,400	3.54	0.00020	0.00039
0.6	8.5	24,000	11.02	0.00020	0.00039	22,800	7.09	0.00020	0.00039	20,400	5.12	0.00020	0.00039	18,400	4.33	0.00020	0.00039	18,400	3.15	0.00020	0.00039	18,400	3.15	0.00020	0.00039
0.6	9	24,000	10.24	0.00020	0.00039	22,800	6.69	0.00020	0.00039	20,400	4.72	0.00020	0.00039	18,400	3.94	0.00020	0.00039	18,400	3.15	0.00020	0.00039	18,400	3.15	0.00020	0.00039
0.6	9.5	24,000	8.66	0.00020	0.00031	22,800	5.51	0.00020	0.00031	20,400	4.33	0.00020	0.00031	18,400	3.54	0.00020	0.00031	18,400	2.76	0.00020	0.00031	18,400	2.76	0.00020	0.00031
0.6	10	24,000	7.48	0.00020	0.00031	22,800	4.72	0.00020	0.00031	20,400	3.94	0.00020	0.00031	18,400	3.54	0.00020	0.00031	18,400	2.76	0.00020	0.00031	18,400	2.76	0.00020	0.00031
0.6	11	21,600	5.51	0.00020	0.00031	20,400	3.54	0.00020	0.00031	20,400	3.15	0.00020	0.00031	18,400	2.76	0.00020	0.00031	18,400	1.97	0.00020	0.00031	18,400	1.97	0.00020	0.00031
0.6	12	21,600	4.33	0.00020	0.00020	20,400	3.15	0.00020	0.00020	20,400	2.76	0.00016	0.00020	18,400	2.36	0.00016	0.00020	18,400	1.97	0.00016	0.00020	18,400	1.97	0.00016	0.00020
0.8	1	50,000	86.61	0.00157	0.00315	50,000	70.87	0.00157	0.00315	50,000	55.12	0.00157	0.00315	50,000	46.85	0.00157	0.00315	50,000	35.04	0.00157	0.00315	50,000	35.04	0.00157	0.00315
0.8	2	50,000	74.80	0.00157	0.00315	50,000	62.99	0.00157	0.00315	50,000	47.24	0.00059	0.00118	50,000	40.16	0.00059	0.00118	50,000	30.31	0.00059	0.00118	50,000	30.31	0.00059	0.00118
0.8	3	50,000	59.06	0.00157	0.00315	50,000	43.31	0.00157	0.00315	50,000	32.28	0.00059	0.00118	48,600	27.56	0.00059	0.00118	48,600	20.87	0.00059	0.00118	48,600	20.87	0.00059	0.00118
0.8	4	48,000	43.31	0.00157	0.00315	48,000	39.37	0.00157	0.00315	45,600	29.92	0.00059	0.00118	41,100	25.59	0.00059	0.00118	41,100	19.29	0.00059	0.00118	41,100	19.29	0.00059	0.00118
0.8	5	40,800	35.43	0.00118	0.00197	40,800	31.50	0.00118	0.00197	37,200	22.83	0.00059	0.00118	33,500	19.29	0.00059	0.00118	33,500	14.57	0.00059	0.00118	33,500	14.57	0.00059	0.00118
0.8	6	36,000	29.92	0.00118	0.00197	36,000	25.59	0.00118	0.00197	32,400	18.11	0.00059	0.00118	29,200	15.35	0.00059	0.00118	29,200	11.42	0.00059	0.00118	29,200	11.42	0.00059	0.00118
0.8	7	30,000	22.44	0.00039	0.00079	30,000	17.72	0.00039	0.00079	26,400	12.20	0.00039	0.00079	23,800	10.24	0.00039	0.00079	23,800	7.87	0.00039	0.00079	23,800	7.87	0.00039	0.00079
0.8	8	27,600	16.54	0.00020	0.00039	27,600	11.81	0.00020	0.00039	24,000	7.87	0.00020	0.00039	21,600	6.69	0.00020	0.00039	21,600	5.12	0.00020	0.00039	21,600	5.12	0.00020	0.00039
0.8	10	21,600	11.81	0.00020	0.00031	20,400	7.87	0.00020	0.00031	20,400	6.69	0.00020	0.00031	18,400	5.51	0.00020	0.00031	18,400	4.33	0.00020	0.00031	18,400	4.33	0.00020	0.00031
0.8	12	20,400	9.06	0.00020	0.00020	19,200	6.30	0.00020	0.00020	19,200	4.69	0.00020	0.00020	17,300	3.54	0.00020	0.00020	17,300	2.76	0.00020	0.00020	17,300	2.76	0.00020	0.00020
1	2	50,000	145.67	0.00197	0.00394	50,000	145.67	0.00197	0.00394	50,000	118.11	0.00079	0.00197	50,000	100.39	0.00079	0.00197	50,000	75.20	0.00079	0.00197	50,000	75.20	0.00079	0.00197
1	3	50,000	118.11	0.00197	0.00394	50,000	94.49	0.00197	0.00394	50,000	74.80	0.00079	0.00197	48,600	63.78	0.00079	0.00197	48,600	48.03	0.00079	0.00197	48,600	48.03	0.00079	0.00197
1	4	48,000	112.20	0.00197	0.00394	48,000	86.61	0.00197	0.00394	48,000	66.93	0.00079	0.00197	43,200	57.09	0.00079	0.00197	43,200	42.91	0.00079	0.00197	43,200	42.91	0.00079	0.00197
1	5	43,200	82.68	0.00197	0.00394	43,200	62.99	0.00197	0.00394	43,200	47.24	0.00079	0.00197	38,900	40.16	0.00079	0.00197	38,900	30.31	0.00079	0.00197	38,900	30.31	0.00079	0.00197
1	6	36,000	74.80	0.00197	0.00394	36,000	59.06	0.00197	0.00394	36,000	47.24	0.00079	0.00197	32,400	40.16	0.00079	0.00197	32,400	30.31	0.00079	0.00197	32,400	30.31	0.00079	0.00197
1	7	32,400	62.99	0.00197	0.00394	32,400	51.18	0.00197	0.00394	32,400	39.37	0.00079	0.00197	29,200	33.46	0.00079	0.00197	29,200	25.20	0.00079	0.00197	29,200	25.20	0.00079	0.00197
1	8	31,200	59.06	0.00197	0.00394	31,200	47.24	0.00197	0.00394	31,200	37.80	0.00079	0.00197	28,100	32.28	0.00079	0.00197	28,100	24.41	0.00079	0.00197	28,100	24.41	0.00079	0.00197
1	9	28,800	43.31	0.00118	0.00197	28,800	34.65	0.00118	0.00197	28,800	27.56	0.00079	0.00197	26,000	23.62	0.00079	0.00197	26,000	17.72	0.00079	0.00197	26,000	17.72	0.00079	0.00197
1	10	26,400	39.37	0.00039	0.00079	25,200	29.92	0.00039	0.00079	21,600	20.47	0.00039	0.00079	19,500	17.32	0.00039	0.00079	19,500	12.99	0.00039	0.00079	19,500	12.99	0.00039	0.00079
1	12	24,000	29.92	0.00039	0.00039																				



Contouring

Hardness		Up to 45 HRC				45-55 HRC				55-62 HRC				62-66 HRC				66-70 HRC							
Work Material		Tool Steels Hardened Steels Alloy Steels				Hardened Steels																			
Depth of Cut																									
Mill Dia.	Neck	Speed	Feed	Aa	Ar	Speed	Feed	Aa	Ar	Speed	Feed	Aa	Ar	Speed	Feed	Aa	Ar	Speed	Feed	Aa	Ar				
mm	mm	(RPM)	(IPM)	(in)	(in)	(RPM)	(IPM)	(in)	(in)	(RPM)	(IPM)	(in)	(in)	(RPM)	(IPM)	(in)	(in)	(RPM)	(IPM)	(in)	(in)				
1.2	10	24,000	43.31	0.00197	0.00394	21,600	31.50	0.00197	0.00394	19,200	22.05	0.00079	0.00197	17,300	18.90	0.00079	0.00197	13,900	14.17	0.00079	0.00197				
1.2	12	20,400	33.46	0.00118	0.00197	19,200	25.20	0.00118	0.00197	16,800	17.32	0.00079	0.00197	15,200	14.57	0.00079	0.00197	12,100	11.02	0.00079	0.00197				
1.2	14	19,200	24.02	0.00118	0.00197	18,000	17.72	0.00118	0.00197	15,600	12.20	0.00079	0.00197	14,100	10.24	0.00079	0.00197	11,300	7.87	0.00079	0.00197				
1.2	16	18,000	16.54	0.00079	0.00197	16,800	11.81	0.00079	0.00197	14,400	7.87	0.00079	0.00197	13,000	6.69	0.00079	0.00197	10,400	5.12	0.00079	0.00197				
1.2	18	18,000	12.99	0.00020	0.00020	16,800	7.87	0.00020	0.00020	14,400	5.12	0.00016	0.00020	13,000	4.33	0.00016	0.00020	10,400	3.15	0.00016	0.00020				
1.2	20	15,600	11.81	0.00020	0.00020	14,400	7.09	0.00020	0.00020	12,000	4.72	0.00016	0.00020	10,800	3.94	0.00016	0.00020	8,700	3.15	0.00016	0.00020				
1.5	2	50,000	204.72	0.00295	0.00591	50,000	204.72	0.00295	0.00591	50,000	165.35	0.00118	0.00236	50,000	140.55	0.00118	0.00236	50,000	105.51	0.00118	0.00236				
1.5	3	50,000	188.98	0.00295	0.00591	50,000	188.98	0.00295	0.00591	50,000	153.54	0.00118	0.00236	50,000	130.71	0.00118	0.00236	48,000	98.03	0.00118	0.00236				
1.5	4	48,000	145.67	0.00295	0.00591	48,000	114.17	0.00295	0.00591	45,600	86.61	0.00118	0.00236	41,100	73.62	0.00118	0.00236	32,900	55.12	0.00118	0.00236				
1.5	6	36,000	106.30	0.00295	0.00591	36,000	86.61	0.00295	0.00591	32,400	59.06	0.00118	0.00236	29,200	50.39	0.00118	0.00236	23,400	37.80	0.00118	0.00236				
1.5	8	28,800	82.68	0.00295	0.00591	28,800	66.93	0.00295	0.00591	25,200	43.31	0.00118	0.00236	22,700	37.01	0.00118	0.00236	18,200	27.95	0.00118	0.00236				
1.5	10	28,800	74.80	0.00295	0.00591	28,800	59.06	0.00295	0.00591	25,200	39.37	0.00118	0.00236	22,700	33.46	0.00118	0.00236	18,200	25.20	0.00118	0.00236				
1.5	12	25,200	51.18	0.00295	0.00394	25,200	39.37	0.00295	0.00394	21,600	26.77	0.00118	0.00236	19,500	22.83	0.00118	0.00236	15,600	17.32	0.00118	0.00236				
1.5	14	20,400	43.31	0.00197	0.00394	20,400	35.43	0.00197	0.00394	18,000	24.80	0.00118	0.00236	16,200	21.26	0.00118	0.00236	13,000	16.14	0.00118	0.00236				
1.5	16	16,800	29.92	0.00197	0.00394	15,600	22.05	0.00197	0.00394	12,000	13.39	0.00118	0.00197	10,800	11.42	0.00118	0.00197	8,700	8.66	0.00118	0.00197				
1.5	18	15,600	18.50	0.00118	0.00197	14,400	13.78	0.00118	0.00197	12,000	9.06	0.00118	0.00197	10,800	7.87	0.00118	0.00197	8,700	5.91	0.00118	0.00197				
1.5	20	14,400	13.39	0.00079	0.00197	13,200	9.45	0.00079	0.00197	10,800	5.91	0.00079	0.00197	9,800	5.12	0.00079	0.00197	7,800	3.94	0.00079	0.00197				
1.5	22	14,400	11.81	0.00079	0.00197	13,200	8.66	0.00079	0.00197	10,800	5.51	0.00079	0.00197	9,800	4.72	0.00079	0.00197	7,800	3.54	0.00079	0.00197				
1.5	30	13,200	7.48	0.00020	0.00039	12,000	4.72	0.00020	0.00039	10,800	3.54	0.00020	0.00039	9,800	3.15	0.00020	0.00039	7,800	2.36	0.00039	0.00039				
1.6	8	28,800	110.24	0.00315	0.00630	27,600	82.68	0.00315	0.00630	24,000	55.12	0.00118	0.00315	21,600	46.85	0.00118	0.00315	17,300	35.04	0.00118	0.00315				
1.6	12	25,200	66.93	0.00197	0.00394	24,000	54.33	0.00197	0.00394	21,600	38.98	0.00118	0.00315	19,500	33.07	0.00118	0.00315	15,600	24.80	0.00118	0.00315				
1.6	16	16,800	29.92	0.00197	0.00394	15,600	23.62	0.00197	0.00394	13,200	15.75	0.00118	0.00315	11,900	13.39	0.00118	0.00315	9,600	10.24	0.00118	0.00315				
1.6	20	14,400	14.17	0.00118	0.00197	13,200	11.02	0.00118	0.00197	12,000	7.87	0.00118	0.00197	10,800	6.69	0.00118	0.00197	8,700	5.12	0.00118	0.00197				
2	4	50,000	220.47	0.00394	0.00787	50,000	208.66	0.00394	0.00787	48,000	141.73	0.00197	0.00394	43,200	120.47	0.00197	0.00394	34,600	90.55	0.00197	0.00394				
2	6	43,200	110.24	0.00394	0.00787	42,000	106.30	0.00394	0.00787	36,000	70.87	0.00197	0.00394	32,400	60.24	0.00197	0.00394	26,000	45.28	0.00197	0.00394				
2	8	30,000	94.49	0.00394	0.00787	28,800	90.55	0.00394	0.00787	24,000	59.06	0.00197	0.00394	21,600	50.39	0.00197	0.00394	17,300	37.80	0.00197	0.00394				
2	10	24,000	86.61	0.00394	0.00787	22,800	78.74	0.00394	0.00787	20,400	55.12	0.00197	0.00394	18,400	46.85	0.00197	0.00394	14,700	35.04	0.00197	0.00394				
2	12	19,200	74.80	0.00394	0.00787	18,000	66.93	0.00394	0.00787	15,600	43.31	0.00197	0.00394	14,100	37.01	0.00197	0.00394	11,300	27.95	0.00197	0.00394				
2	14	18,000	66.93	0.00394	0.00787	16,800	59.06	0.00394	0.00787	14,400	39.37	0.00197	0.00394	13,000	33.46	0.00197	0.00394	10,400	25.20	0.00197	0.00394				
2	16	16,800	62.99	0.00394	0.00394	15,600	55.12	0.00394	0.00394	13,200	37.40	0.00197	0.00394	11,900	31.89	0.00197	0.00394	9,600	24.02	0.00197	0.00394				
2	18	15,600	59.06	0.00394	0.00394	14,400	47.24	0.00394	0.00394	12,000	31.50	0.00197	0.00394	10,800	26.77	0.00197	0.00394	8,700	20.08	0.00197	0.00394				
2	20	13,200	43.31	0.00197	0.00394	12,000	35.04	0.00197	0.00394	10,800	25.20	0.00197	0.00394	9,800	21.26	0.00197	0.00394	7,800	16.14	0.00197	0.00394				
2	22	10,800	37.40	0.00197	0.00394	10,800	33.86	0.00197	0.00394	9,000	22.44	0.00197	0.00394	8,100	18.90	0.00197	0.00394	6,500	14.17	0.00197	0.00394				
2	25	10,800	29.92	0.00118	0.00197	10,800	26.77	0.00118	0.00197	9,000	17.72	0.00118	0.00197	8,100	14.96	0.00118	0.00197	6,500	11.42	0.00118	0.00197				
2	30	10,800	18.50	0.00079	0.00197	10,800	14.17	0.00079	0.00197	9,000	9.45	0.00079	0.00197	8,100	7.87	0.00079	0.00197	6,500	5.91	0.00079	0.00197				
2	35	9,000	9.06	0.00079	0.00118	8,400	5.12	0.00079	0.00118	7,200	3.94	0.00079	0.00118	6,500	3.54	0.00079	0.00118	5,200	2.76	0.00079	0.00118				
2	40	7,200	5.51	0.00079	0.00118	7,200	3.94	0.00079	0.00118	7,200	3.54	0.00079	0.00118	6,500	3.15	0.00079	0.00118	5,200	2.36	0.00079	0.00118				
2.5	10	24,000	122.05	0.00394	0.00787	22,800	114.17	0.00394	0.00787	19,200	74.80	0.00197	0.00394	17,300	63.78	0.00197	0.00394	13,900	48.03	0.00197	0.00394				
2.5	15	20,400	102.36	0.00394	0.00787	19,200	94.49	0.00394	0.00787	16,800	62.99	0.00197	0.00394	15,200	53.54	0.00197	0.00394	12,100	40.16	0.00197	0.00394				
2.5	20	18,000	66.93	0.00394	0.00787	16,800	62.99	0.00394	0.00787	14,400	39.37	0.00197	0.00394	13,000	33.46	0.00197	0.00394	10,400	25.20	0.00197	0.00394				
2.5	25	13,200	37.40	0.00118	0.00197	12,000	32.68	0.00118	0.00197	10,800	23.23	0.00118	0.00197	9,800	19.69	0.00118	0.00197	7,800	14.96	0.00118	0.00197				
2.5	30	10,800	29.92	0.00118	0.00197	9,600	25.59	0.00118	0.00197	8,400	17.72	0.00118	0.00197	7,600	14.96	0.00118	0.00197	6,100	11.42	0.00118	0.00197				
2.5	35	9,000	18.50	0.00079	0.00118	8,400	16.93	0.00079	0.00118	7,200	11.42	0.00079	0.00118	6,500	9.84	0.00079	0.00118	5,200	7.48	0.00079	0.00118				
3	6	49,800	244.09	0.00591	0.01181	38,400	188.98	0.00591	0.01181	31,800	129.92	0.00236	0.00591	28,700	110.63	0.00236	0.00591	22,900	83.07	0.00236	0.00591				
3	8	36,000	165.35	0.00591	0.01181	30,000	137.80	0.00591	0.01181	26,400	94.49	0.00236	0.00591	23,800	80.31	0.00236	0.00591	19,100	60.24	0.00236	0.00591				
3	10	30,000	141.73	0.00591	0.01181	24,000	110.24	0.00591	0.01181	21,600	78.74	0.00236	0.00591	19,500	66.93	0.00236	0.00591	15,600	50.39	0.00236	0.00591				
3	12	24,000	110.24	0.00591	0.01181	21,600	98.43	0.00591	0.01181	19,200	66.93	0.00236	0.00591	17,300	57.09	0.00236	0.00591	13,900	42.91	0.00236	0.00591				
3	14	21,600	98.43	0.00591	0.01181	18,000	78.74	0.00591	0.01181	15,600	51.18	0.00236	0.00591	14,100	43.70	0.00236	0.00591	11,300	32.68	0.00236	0.0059				

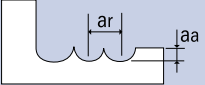


A Brand AE-LNBD-H

Advanced Performance Carbide End Mills with DUOREY Coating

List 8590: 2 Flute, Stub Length, Long Neck, Ball End, Rib Processing (Continued)

Contouring

Hardness		Up to 45 HRC				45-55 HRC				55-62 HRC				62-66 HRC				66-70 HRC							
Work Material		Tool Steels Hardened Steels Alloy Steels				Hardened Steels																			
Depth of Cut																									
Mill Dia.	Neck	Speed	Feed	Aa	Ar	Speed	Feed	Aa	Ar	Speed	Feed	Aa	Ar	Speed	Feed	Aa	Ar	Speed	Feed	Aa	Ar				
mm	mm	(RPM)	(IPM)	(in)	(in)	(RPM)	(IPM)	(in)	(in)	(RPM)	(IPM)	(in)	(in)	(RPM)	(IPM)	(in)	(in)	(RPM)	(IPM)	(in)	(in)				
3	20	16,800	66.93	0.00394	0.00787	13,200	62.99	0.00394	0.00787	12,000	39.37	0.00236	0.00591	10,800	33.46	0.00236	0.00591	8,700	25.20	0.00236	0.00591				
3	25	14,400	43.31	0.00197	0.00394	10,800	32.28	0.00197	0.00394	9,600	22.83	0.00197	0.00394	8,700	19.29	0.00197	0.00394	7,000	14.57	0.00197	0.00394				
3	30	10,800	29.92	0.00118	0.00197	8,400	23.23	0.00118	0.00197	7,200	15.75	0.00118	0.00197	6,500	13.39	0.00118	0.00197	5,200	10.24	0.00118	0.00197				
3	35	9,000	22.44	0.00079	0.00197	7,200	18.11	0.00079	0.00197	6,000	11.81	0.00079	0.00197	5,400	10.24	0.00079	0.00197	4,400	7.87	0.00079	0.00197				
3	40	7,800	18.50	0.00079	0.00118	6,000	14.17	0.00079	0.00118	4,800	9.06	0.00079	0.00118	4,400	7.87	0.00079	0.00118	3,500	5.91	0.00079	0.00118				
3.5	15	21,600	110.24	0.00394	0.01181	16,800	78.74	0.00394	0.01181	14,400	51.18	0.00276	0.00591	13,000	43.70	0.00276	0.00591	10,400	32.68	0.00276	0.00591				
3.5	20	19,200	98.43	0.00394	0.00787	14,400	70.87	0.00394	0.00787	12,000	47.24	0.00276	0.00591	10,800	40.16	0.00276	0.00591	8,700	30.31	0.00276	0.00591				
3.5	25	14,400	74.80	0.00394	0.00394	10,800	51.18	0.00394	0.00394	9,600	36.22	0.00276	0.00591	8,700	30.71	0.00276	0.00591	7,000	23.23	0.00276	0.00591				
3.5	30	12,000	59.06	0.00197	0.00394	9,600	43.31	0.00197	0.00394	8,400	30.31	0.00197	0.00394	7,600	25.59	0.00197	0.00394	6,100	19.29	0.00197	0.00394				
3.5	35	10,800	37.40	0.00197	0.00197	8,400	27.56	0.00197	0.00197	6,000	15.75	0.00197	0.00197	5,400	13.39	0.00197	0.00197	4,400	10.24	0.00197	0.00197				
3.5	40	9,000	29.92	0.00197	0.00197	7,200	22.83	0.00197	0.00197	4,800	11.81	0.00197	0.00197	4,400	10.24	0.00197	0.00197	3,500	7.87	0.00197	0.00197				
3.5	45	7,800	22.44	0.00118	0.00118	6,000	16.54	0.00118	0.00118	4,800	10.24	0.00118	0.00118	4,400	8.66	0.00118	0.00118	3,500	6.69	0.00118	0.00118				
4	8	37,200	224.41	0.00787	0.01969	28,800	173.23	0.00787	0.01969	24,000	125.98	0.00315	0.00787	21,600	107.09	0.00315	0.00787	17,300	80.31	0.00315	0.00787				
4	10	30,000	165.35	0.00787	0.01969	24,000	129.92	0.00787	0.01969	21,600	90.55	0.00315	0.00787	19,500	77.17	0.00315	0.00787	15,600	57.87	0.00315	0.00787				
4	12	24,000	133.86	0.00787	0.01969	20,400	114.17	0.00787	0.01969	16,800	74.80	0.00315	0.00787	15,200	63.78	0.00315	0.00787	12,100	48.03	0.00315	0.00787				
4	15	24,000	133.86	0.00787	0.01969	19,200	106.30	0.00787	0.01969	14,400	62.99	0.00315	0.00787	13,000	53.54	0.00315	0.00787	10,400	40.16	0.00315	0.00787				
4	16	21,600	118.11	0.00787	0.01969	18,000	98.43	0.00787	0.01969	12,000	51.18	0.00315	0.00787	10,800	43.70	0.00315	0.00787	8,700	32.68	0.00315	0.00787				
4	20	19,200	102.36	0.00787	0.01575	16,800	90.55	0.00787	0.01575	9,600	39.37	0.00315	0.00787	8,700	33.46	0.00315	0.00787	7,000	25.20	0.00315	0.00787				
4	25	19,200	102.36	0.00394	0.01181	15,600	86.61	0.00394	0.01181	7,200	31.89	0.00315	0.00787	6,500	27.17	0.00315	0.00787	5,200	20.47	0.00315	0.00787				
4	30	16,800	86.61	0.00394	0.00787	14,400	74.80	0.00394	0.00787	6,000	24.80	0.00315	0.00787	5,400	21.26	0.00315	0.00787	4,400	16.14	0.00315	0.00787				
4	35	14,400	66.93	0.00394	0.00787	10,800	47.24	0.00394	0.00787	4,800	16.54	0.00315	0.00787	4,400	14.17	0.00315	0.00787	3,500	10.63	0.00315	0.00787				
4	40	10,800	47.24	0.00197	0.00394	9,600	39.37	0.00197	0.00394	4,800	15.75	0.00197	0.00394	4,400	13.39	0.00197	0.00394	3,500	10.24	0.00197	0.00394				
4	45	9,000	37.40	0.00197	0.00197	8,400	35.04	0.00197	0.00197	4,400	14.17	0.00197	0.00197	3,900	12.20	0.00197	0.00197	3,200	9.06	0.00197	0.00197				
4	50	7,800	25.98	0.00079	0.00197	7,200	23.62	0.00079	0.00197	4,400	11.02	0.00079	0.00197	3,900	9.45	0.00079	0.00197	3,200	7.09	0.00079	0.00197				
5	10	30,000	212.60	0.00984	0.01969	22,800	157.48	0.00984	0.01969	19,200	110.24	0.00394	0.00984	17,300	93.70	0.00394	0.00984	13,900	70.47	0.00394	0.00984				
5	15	24,000	153.54	0.00984	0.01969	20,400	129.92	0.00984	0.01969	15,600	78.74	0.00394	0.00984	14,100	66.93	0.00394	0.00984	11,300	50.39	0.00394	0.00984				
5	20	19,200	129.92	0.00984	0.01969	15,600	106.30	0.00984	0.01969	9,600	51.18	0.00394	0.00984	8,700	43.70	0.00394	0.00984	7,000	32.68	0.00394	0.00984				
5	25	18,000	118.11	0.00787	0.01181	14,400	94.49	0.00787	0.01181	7,200	37.80	0.00394	0.00984	6,500	32.28	0.00394	0.00984	5,200	24.41	0.00394	0.00984				
5	30	16,800	90.55	0.00394	0.01181	13,200	70.87	0.00394	0.01181	4,800	20.47	0.00394	0.00984	4,400	17.32	0.00394	0.00984	3,500	12.99	0.00394	0.00984				
5	35	14,400	59.06	0.00394	0.01181	12,000	43.31	0.00394	0.01181	3,900	11.02	0.00394	0.00984	3,500	9.45	0.00394	0.00984	2,800	7.09	0.00394	0.00984				
5	40	12,000	43.31	0.00394	0.00787	10,800	38.98	0.00394	0.00787	3,600	10.24	0.00394	0.00787	3,300	8.66	0.00394	0.00787	2,600	6.69	0.00394	0.00787				
5	45	10,800	33.46	0.00394	0.00394	9,600	25.98	0.00394	0.00394	3,600	7.87	0.00394	0.00394	3,300	6.69	0.00394	0.00394	2,600	5.12	0.00394	0.00394				
5	50	9,000	29.92	0.00394	0.00394	8,400	24.02	0.00394	0.00394	3,400	7.48	0.00394	0.00394	3,100	6.30	0.00394	0.00394	2,500	4.72	0.00394	0.00394				
6	12	24,000	204.72	0.01181	0.01969	19,200	133.86	0.01181	0.01969	16,200	98.43	0.00394	0.00787	14,600	83.86	0.00394	0.00787	11,700	62.99	0.00394	0.00787				
6	20	19,200	153.54	0.01181	0.01969	14,400	118.11	0.01181	0.01969	9,600	62.99	0.00394	0.00787	8,700	53.54	0.00394	0.00787	7,000	40.16	0.00394	0.00787				
6	25	14,400	118.11	0.01181	0.01969	12,000	98.43	0.01181	0.01969	7,200	47.24	0.00394	0.00787	6,500	40.16	0.00394	0.00787	5,200	30.31	0.00394	0.00787				
6	30	12,000	94.49	0.01181	0.01969	10,800	82.68	0.01181	0.01969	4,800	29.13	0.00394	0.00787	4,400	24.80	0.00394	0.00787	3,500	18.50	0.00394	0.00787				
6	35	10,800	82.68	0.00787	0.01575	10,800	78.74	0.00787	0.01575	4,200	24.41	0.00394	0.00787	3,800	20.87	0.00394	0.00787	3,100	15.75	0.00394	0.00787				
6	40	10,800	74.80	0.00787	0.01181	10,800	70.87	0.00787	0.01181	3,600	18.90	0.00394	0.00787	3,300	16.14	0.00394	0.00787	2,600	12.20	0.00394	0.00787				
6	45	9,600	66.93	0.00787	0.01181	9,600	62.99	0.00787	0.01181	3,400	17.32	0.00394	0.00787	3,100	14.57	0.00394	0.00787	2,500	11.02	0.00394	0.00787				
6	50	8,400	59.06	0.00787	0.01181	8,400	55.12	0.00787	0.01181	3,000	15.75	0.00394	0.00787	2,700	13.39	0.00394	0.00787	2,200	10.24	0.00394	0.00787				

1. Use a rigid and precise machine and holder.
2. We suggest using air blow or MQL (mist).
3. Use air blow or a suitable cutting fluid with high smoke retardant properties.
4. The above parameters are for contouring operations with stable conditions and setup. Adjustment may be required in less optimal situations.
5. Please adjust parameters based on machine accuracy, part shape, and tool path.
6. When using a tool with diameter 0.5mm or below or when L/D ratio is above 10 unstable or aggressive milling may result in tool breakage. Please adjust parameters based on the machine setup.
7. If unable to achieve the recommended RPM above please reduce the speed and feed by the same proportion. Axial and radial depth may remain as specified in the table.



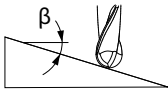


List 8430, 8530: 4 Flute, Regular Length, Ball End

Roughing - Contouring

Hardness		Up to 45 HRC		45-55 HRC		55-62 HRC		62-66 HRC		66-70 HRC																			
Work Material		Tool Steels Hardened Steels Alloy Steels		Hardened Steels																									
Cutting Speed		425 - 500 SFM		375 - 450 SFM		325 - 400 SFM		300 - 360 SFM		200 - 260 SFM																			
Depth of Cut				<table border="1"> <tr><th>Dia</th><th>aa</th><th>ar</th></tr> <tr><td>D<6</td><td>0.15D</td><td>0.2D</td></tr> <tr><td>6≤D</td><td>0.1D</td><td>0.2D</td></tr> </table>		Dia	aa	ar	D<6	0.15D	0.2D	6≤D	0.1D	0.2D	<table border="1"> <tr><th>Dia</th><th>aa</th><th>ar</th></tr> <tr><td>D<6</td><td>0.12D</td><td>0.15D</td></tr> <tr><td>6≤D</td><td>0.07D</td><td>0.15D</td></tr> </table>		Dia	aa	ar	D<6	0.12D	0.15D	6≤D	0.07D	0.15D	$a_a=0.05D$ $a_r=0.15D$			
Dia	aa			ar																									
D<6	0.15D			0.2D																									
6≤D	0.1D	0.2D																											
Dia	aa	ar																											
D<6	0.12D	0.15D																											
6≤D	0.07D	0.15D																											
Mill Dia.		Speed	Feed	Speed	Feed	Speed	Feed	Speed	Feed	Speed	Feed																		
Inch	mm	RPM	in/min	RPM	in/min	RPM	in/min	RPM	in/min	RPM	in/min																		
-	2	20,850	131	18,450	73	16,000	63	14,550	57	9,700	31																		
-	3	13,900	110	12,300	68	10,650	58	9,700	53	6,450	31																		
1/8	-	13,150	108	11,600	67	10,100	58	9,150	53	6,100	31																		
-	4	10,450	99	9,200	65	8,000	57	7,300	52	4,850	31																		
3/16	-	8,750	103	7,750	73	6,700	63	6,100	57	4,050	35																		
-	5	8,350	105	7,350	75	6,400	65	5,800	59	3,900	37																		
-	6	6,950	110	6,150	77	5,350	68	4,850	61	3,250	36																		
1/4	-	6,550	103	5,800	73	5,050	64	4,600	58	3,050	34																		
5/16	-	5,250	98	4,650	72	4,050	63	3,650	57	2,450	34																		
-	8	5,200	98	4,600	72	4,000	63	3,650	57	2,450	35																		
3/8	-	4,700	95	4,200	72	3,650	62	3,350	57	2,350	35																		
-	10	4,450	91	4,000	69	3,500	61	3,200	55	2,250	34																		
-	12	4,050	89	3,650	69	3,250	62	2,900	55	2,100	33																		
1/2	-	3,800	84	3,450	65	3,050	58	2,750	52	2,000	31																		

1. Use a rigid and precise machine and holder.
2. We suggest using air blow or MQL (mist).
3. The above parameters are applicable to an overhang of 4xD maximum. When the overhang is longer, please reduce feed, speed, and cutting depth.
4. The above parameters are standard starting values for contouring and side milling operations. If vibration or chatter occurs due to machine or part setup, please adjust the speed, feed, and depth of cut accordingly.
5. If contouring includes corners of radius less than 1.5 times the tool diameter, reduce speed and feed to 50-80% of above and reduce Ar to 20-60% of above.
6. When the part incline angle (β) is more than 15°, reduce the speed to 40-60% of above parameters, the feed to 30-50% of above parameters, and Aa to 30-60% of above parameters.
7. If the cutting depth is small it is possible to increase the speed and feed above the recommended parameters.



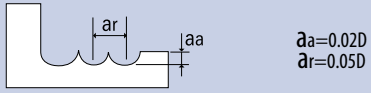


A Brand AE-BM-H

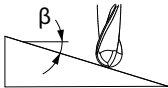
Advanced Performance Carbide End Mills with DUREY Coating

List 8430, 8530: 4 Flute, Regular Length, Ball End

Finishing - Contouring

Hardness		Up to 45 HRC		45-55 HRC		55-62 HRC		62-66 HRC		66-70 HRC	
Work Material		Tool Steels Hardened Steels Alloy Steels		Hardened Steels							
Cutting Speed		550 - 625 SFM		500 - 575 SFM		450 - 525 SFM		375 - 425 SFM		275 - 350 SFM	
Depth of Cut											
Mill Dia.		Speed	Feed	Speed	Feed	Speed	Feed	Speed	Feed	Speed	Feed
Inch	mm	RPM	in/min	RPM	in/min	RPM	in/min	RPM	in/min	RPM	in/min
-	2	25,000	157	24,750	97	22,300	70	18,450	58	13,600	43
-	3	18,100	143	16,500	91	14,900	70	12,300	58	9,050	43
1/8	-	17,100	140	15,600	90	14,050	70	11,600	58	8,550	43
-	4	13,600	129	12,350	87	11,150	70	9,200	58	6,800	43
3/16	-	11,400	135	10,400	98	9,350	81	7,750	67	5,700	49
-	5	10,850	137	9,900	101	8,950	85	7,350	69	5,450	52
-	6	9,050	143	8,250	104	7,450	82	6,150	68	4,550	50
1/4	-	8,550	135	7,800	98	7,050	78	5,800	64	4,300	47
5/16	-	6,850	127	6,250	97	5,600	69	4,650	58	3,400	42
-	8	6,800	128	6,200	98	5,600	71	4,600	58	3,400	43
3/8	-	6,000	121	5,600	95	5,000	69	4,200	58	3,150	44
-	10	5,700	116	5,350	93	4,750	67	4,000	57	3,000	43
-	12	5,000	110	4,600	87	4,200	66	3,500	55	2,850	45
1/2	-	4,750	105	4,350	82	3,950	62	3,300	52	2,650	42

1. Use a rigid and precise machine and holder.
2. We suggest using air blow or MQL (mist).
3. The above parameters are applicable to an overhang of 4xD maximum. When the overhang is longer, please reduce feed, speed, and cutting depth.
4. The above parameters are standard starting values for contouring and side milling operations. If vibration or chatter occurs due to machine or part setup, please adjust the speed, feed, and depth of cut accordingly.
5. If contouring includes corners of radius less than 1.5 times the tool diameter, reduce speed and feed to 50-80% of above and reduce Ar to 20-60% of above.
6. When the part incline angle (β) is more than 15°, reduce the speed to 40-60% of above parameters, the feed to 30-50% of above parameters, and Aa to 30-60% of above parameters.
7. If the cutting depth is small it is possible to increase the speed and feed above the recommended parameters.



ABOUT OSG

DRILLING

THREADING

MILLING

HOLDERS

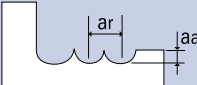
INDEX



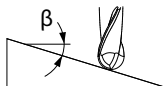


List 8430, 8530: 4 Flute, Regular Length, Ball End

Roughing - High Speed Contouring

Hardness		Up to 45 HRC		45-55 HRC		55-62 HRC		62-66 HRC		66-70 HRC	
Work Material		Tool Steels Hardened Steels Alloy Steels		Hardened Steels							
Cutting Speed		750 - 1000 SFM		675 - 900 SFM		600 - 800 SFM		525 - 725 SFM		350 - 525 SFM	
Depth of Cut		$a_a=0.1D$ $a_r=0.2D$		$a_a=0.08D$ $a_r=0.2D$				$a_a=0.05D$ $a_r=0.1D$			
Mill Dia.		Speed	Feed	Speed	Feed	Speed	Feed	Speed	Feed	Speed	Feed
Inch	mm	RPM	in/min	RPM	in/min	RPM	in/min	RPM	in/min	RPM	in/min
-	2	25,000	157	25,000	98	25,000	98	25,000	79	17,000	54
-	3	24,900	196	22,000	121	19,100	105	17,150	81	11,300	53
1/8	-	23,550	186	20,800	115	18,050	99	16,200	77	10,700	51
-	4	20,600	195	18,200	129	16,000	113	14,300	90	9,600	60
3/16	-	17,300	204	15,300	136	13,450	119	12,000	94	8,050	63
-	5	16,500	208	14,550	149	12,800	131	11,450	108	7,650	72
-	6	13,750	217	12,150	153	10,650	134	9,550	105	6,400	71
1/4	-	13,000	205	11,450	144	10,100	127	9,000	99	6,050	67
5/16	-	10,400	203	9,300	145	8,050	126	7,200	99	4,850	66
-	8	10,300	195	9,200	145	8,000	126	7,150	101	4,800	68
3/8	-	9,150	196	8,400	150	7,350	131	6,700	108	4,700	76
-	10	8,750	179	8,000	139	7,000	121	6,400	101	4,450	70
-	12	8,100	179	7,300	138	6,400	121	5,800	91	4,200	66
1/2	-	7,650	169	6,900	130	6,050	114	5,500	87	3,950	62

1. Use a rigid and precise machine and holder.
2. We suggest using air blow or MQL (mist).
3. The above parameters are applicable to an overhang of 4xD maximum. When the overhang is longer, please reduce feed, speed, and cutting depth.
4. The above parameters are standard starting values for contouring and side milling operations. If vibration or chatter occurs due to machine or part setup, please adjust the speed, feed, and depth of cut accordingly.
5. If contouring includes corners of radius less than 1.5 times the tool diameter, reduce speed and feed to 50-80% of above and reduce Ar to 20-60% of above.
6. When the part incline angle (β) is more than 15°, reduce the speed to 40-60% of above parameters, the feed to 30-50% of above parameters, and Aa to 30-60% of above parameters.
7. If the cutting depth is small it is possible to increase the speed and feed above the recommended parameters.



ABOUT OSG

DRILLING

THREADING

MILLING

HOLDERS

INDEX

CONTINUED ➔



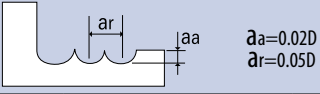


A Brand AE-BM-H

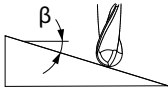
Advanced Performance Carbide End Mills with DUREY Coating

List 8430, 8530: 4 Flute, Regular Length, Ball End

Finishing - High Speed Contouring

Hardness	Up to 45 HRC	45-55 HRC	55-62 HRC	62-66 HRC	66-70 HRC						
Work Material	Tool Steels Hardened Steels Alloy Steels	Hardened Steels									
Cutting Speed	825 - 1125 SFM	750 - 1050 SFM	700 - 950 SFM	575 - 775 SFM	425 - 625 SFM						
Depth of Cut											
Mill Dia.	Speed RPM	Feed in/min	Speed RPM	Feed in/min	Speed RPM	Feed in/min	Speed RPM	Feed in/min	Speed RPM	Feed in/min	
											Inch
-	2	25,000	157	25,000	98	25,000	79	25,000	79	20,400	64
-	3	25,000	197	24,600	136	22,300	105	18,100	86	13,600	64
1/8	-	25,000	197	23,250	128	21,100	106	17,100	86	12,850	64
-	4	24,250	229	22,300	158	20,150	127	16,500	104	12,150	77
3/16	-	20,350	240	18,750	166	16,900	146	13,850	120	10,200	88
-	5	19,400	244	17,850	183	16,100	152	13,200	125	9,700	92
-	6	16,150	254	14,900	188	13,400	148	11,000	121	8,100	89
1/4	-	15,300	241	14,050	177	12,700	140	10,400	115	7,650	84
5/16	-	12,200	238	11,250	176	10,150	139	8,300	114	6,100	83
-	8	12,150	230	11,150	176	10,050	127	8,250	104	6,050	76
3/8	-	10,800	231	9,950	178	9,050	125	7,550	105	5,700	79
-	10	10,300	211	9,450	164	8,650	123	7,200	102	5,450	77
-	12	9,050	199	8,350	158	7,600	120	6,250	99	5,000	79
1/2	-	8,550	188	7,850	148	7,200	114	5,900	93	4,750	75

1. Use a rigid and precise machine and holder.
2. We suggest using air blow or MQL (mist).
3. The above parameters are applicable to an overhang of 4xD maximum. When the overhang is longer, please reduce feed, speed, and cutting depth.
4. The above parameters are standard starting values for contouring and side milling operations. If vibration or chatter occurs due to machine or part setup, please adjust the speed, feed, and depth of cut accordingly.
5. If contouring includes corners of radius less than 1.5 times the tool diameter, reduce speed and feed to 50-80% of above and reduce Ar to 20-60% of above.
6. When the part incline angle (β) is more than 15°, reduce the speed to 40-60% of above parameters, the feed to 30-50% of above parameters, and Aa to 30-60% of above parameters.
7. If the cutting depth is small it is possible to increase the speed and feed above the recommended parameters.



ABOUT OSG

DRILLING

THREADING

MILLING

HOLDERS

INDEX





List 8990: 2 Flute, Stub Length, Long Neck, Ball End

Contouring

Hardness		-				-			
Work Material		Copper, Aluminum				Copper Alloy, Aluminum Alloy			
Depth of Cut									
Mill Dia.	Neck Length	Speed RPM	Feed IPM	Aa	Ar	Speed RPM	Feed IPM	Aa	Ar
mm	mm			(Inch)	(Inch)			(Inch)	(Inch)
0.1	0.3	38,400	8.86	0.00020	0.00039	32,000	4.72	0.00020	0.00031
0.1	0.5	38,400	7.09	0.00020	0.00039	32,000	3.78	0.00020	0.00031
0.15	0.3	38,400	10.12	0.00031	0.00079	32,000	5.39	0.00031	0.00059
0.15	0.5	38,400	8.86	0.00031	0.00079	32,000	4.72	0.00031	0.00083
0.15	1	38,400	7.09	0.00020	0.00039	32,000	3.78	0.00020	0.00043
0.2	0.3	38,400	17.72	0.00079	0.00157	32,000	9.45	0.00079	0.00118
0.2	0.5	38,400	17.72	0.00079	0.00157	32,000	9.45	0.00079	0.00118
0.2	1	38,400	8.86	0.00079	0.00157	32,000	4.72	0.00079	0.00118
0.2	1.5	38,400	8.86	0.00079	0.00157	32,000	4.72	0.00079	0.00118
0.3	0.6	38,400	35.43	0.00079	0.00236	32,000	18.90	0.00079	0.00177
0.3	1	38,400	26.57	0.00079	0.00236	32,000	14.17	0.00079	0.00177
0.3	1.5	38,400	26.57	0.00079	0.00236	32,000	14.17	0.00079	0.00177
0.3	2	38,400	26.57	0.00079	0.00236	32,000	14.17	0.00079	0.00177
0.4	1	38,400	35.43	0.00098	0.00394	32,000	18.90	0.00098	0.00295
0.4	2	32,400	26.57	0.00098	0.00394	27,000	14.17	0.00098	0.00295
0.4	3	32,400	26.57	0.00098	0.00394	27,000	14.17	0.00098	0.00295
0.4	4	32,400	26.57	0.00039	0.00236	27,000	14.17	0.00039	0.00177
0.5	1	38,400	44.29	0.00157	0.00394	32,000	23.62	0.00157	0.00295
0.5	2	38,400	35.43	0.00157	0.00394	32,000	18.90	0.00157	0.00295
0.5	3	32,400	26.57	0.00157	0.00394	27,000	14.17	0.00157	0.00295
0.5	4	32,400	26.57	0.00157	0.00394	27,000	14.17	0.00157	0.00295
0.5	5	25,200	17.72	0.00157	0.00394	21,000	9.45	0.00157	0.00295
0.6	1	38,400	88.58	0.00354	0.00472	32,000	56.69	0.00315	0.00472
0.6	2	38,400	66.46	0.00354	0.00472	32,000	42.52	0.00315	0.00472
0.6	3	36,000	36.93	0.00354	0.00472	30,000	23.62	0.00315	0.00472
0.6	4	36,000	36.93	0.00354	0.00472	30,000	23.62	0.00315	0.00472
0.6	5	36,000	36.93	0.00354	0.00472	30,000	23.62	0.00315	0.00472
0.6	6	30,000	22.17	0.00354	0.00472	25,000	14.17	0.00315	0.00472
0.8	2	32,400	66.46	0.00472	0.00630	27,000	42.52	0.00433	0.00630
0.8	3	32,400	66.46	0.00472	0.00630	27,000	42.52	0.00433	0.00630
0.8	4	32,400	66.46	0.00472	0.00630	27,000	42.52	0.00433	0.00630
0.8	6	28,800	36.93	0.00472	0.00472	24,000	23.62	0.00433	0.00472
0.8	8	26,400	22.17	0.00472	0.00472	22,000	14.17	0.00433	0.00472
1	2	33,600	73.82	0.00591	0.00787	28,000	47.24	0.00551	0.00787
1	3	33,600	73.82	0.00591	0.00787	28,000	47.24	0.00551	0.00787
1	4	33,600	73.82	0.00591	0.00787	28,000	47.24	0.00551	0.00787
1	5	25,200	44.29	0.00591	0.00787	21,000	28.35	0.00551	0.00787
1	6	25,200	44.29	0.00591	0.00787	21,000	28.35	0.00551	0.00787
1	8	25,200	44.29	0.00591	0.00591	21,000	28.35	0.00551	0.00591
1	10	21,600	29.53	0.00472	0.00472	18,000	18.90	0.00433	0.00472
1	12	21,600	29.53	0.00472	0.00472	18,000	18.90	0.00433	0.00472
1.5	4	24,000	88.58	0.00945	0.01181	20,000	56.69	0.00866	0.01181
1.5	6	21,600	73.82	0.00945	0.01181	18,000	47.24	0.00866	0.01181
1.5	12	20,400	44.29	0.00945	0.00945	17,000	28.35	0.00866	0.00945
1.5	18	15,600	29.53	0.00709	0.00709	13,000	18.90	0.00630	0.00709
2	4	19,800	103.35	0.01181	0.02205	16,500	66.14	0.01063	0.02205
2	6	19,800	103.35	0.01181	0.02205	16,500	66.14	0.01063	0.02205
2	8	19,800	103.35	0.01181	0.02205	16,500	66.14	0.01063	0.02205
2	10	16,800	73.82	0.01181	0.02205	14,000	47.24	0.01063	0.02205
2	12	16,800	73.82	0.01181	0.02205	14,000	47.24	0.01063	0.02205
2	14	16,800	73.82	0.01181	0.02205	14,000	47.24	0.01063	0.02205
2	16	16,800	73.82	0.01181	0.01654	14,000	47.24	0.01063	0.01654
2	20	13,200	36.93	0.01181	0.01654	11,000	23.62	0.01063	0.01654
2	25	13,200	36.93	0.01181	0.01654	11,000	23.62	0.01063	0.01654
3	10	14,400	88.58	0.01575	0.03307	12,000	56.69	0.01417	0.03307
3	12	12,000	88.58	0.01575	0.03307	10,000	56.69	0.01417	0.03307
3	14	12,000	88.58	0.01575	0.03307	10,000	56.69	0.01417	0.03307
3	16	12,000	44.29	0.01575	0.03307	10,000	28.35	0.01417	0.03307

1. Use a rigid and precise machine and holder.
2. Please adjust the speed and feed when the cutting depth is large or when machines with low rigidity are used.
3. Use a water soluble fluid.
4. Use a non-water-soluble cutting fluid if the machined surface and accuracy are of critical importance.
5. Always use a cutting fluid recommended by the cutting fluid manufacturer as the workpiece may discolor.

CONTINUED





A Brand AE-LNBD-N

Advanced Performance Long Neck, Ball Nose End Mills for Non-Ferrous Materials

List 8990: 2 Flute, Stub Length, Long Neck, Ball End (Continued)

Contouring

Hardness		-				-			
Work Material		Copper, Aluminum				Copper Alloy, Aluminum Alloy			
Depth of Cut									
Mill Dia.	Neck Length	Speed RPM	Feed IPM	Aa (Inch)	Ar (Inch)	Speed RPM	Feed IPM	Aa (Inch)	Ar (Inch)
mm	mm								
3	20	12,000	44.29	0.01575	0.03307	10,000	28.35	0.01417	0.03307
3	25	12,000	44.29	0.01575	0.03307	10,000	28.35	0.01417	0.03307
3	30	10,800	36.93	0.01575	0.03307	9,000	23.62	0.01417	0.03307
4	10	10,800	118.11	0.03937	0.05118	9,000	75.59	0.03543	0.05118
4	15	10,800	9.84	0.03937	0.05118	9,000	56.69	0.03543	0.05118
4	20	4,800	59.06	0.03937	0.05118	7,000	37.80	0.03543	0.05118
4	25	4,800	59.06	0.03937	0.05118	7,000	37.80	0.03543	0.05118
4	30	4,800	59.06	0.03150	0.05118	7,000	37.80	0.02756	0.05118
4	40	6,000	36.93	0.02756	0.05118	5,000	23.62	0.02362	0.05118
6	10	10,800	132.87	0.04724	0.07087	9,000	85.04	0.04331	0.07087
6	15	10,800	132.87	0.04724	0.07087	9,000	85.04	0.04331	0.07087
6	20	8,400	73.82	0.04724	0.07087	7,000	47.24	0.04331	0.07087
6	30	7,200	73.82	0.04724	0.07087	6,000	47.24	0.04331	0.07087
6	50	6,000	44.29	0.03150	0.07087	5,000	28.35	0.02756	0.07087

1. Use a rigid and precise machine and holder.
2. Please adjust the speed and feed when the cutting depth is large or when machines with low rigidity are used.
3. Use a water soluble fluid.
4. Use a non-water-soluble cutting fluid if the machined surface and accuracy are of critical importance.
5. Always use a cutting fluid recommended by the cutting fluid manufacturer as the workpiece may discolor.

ABOUT OSG

DRILLING

THREADING

MILLING

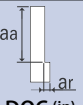
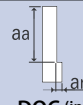
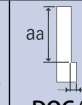
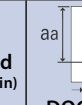
HOLDERS

INDEX



List 9510 - EXOPRO[®] PHX : Deep Feed, Ball Nose
List 9590 - EXOPRO[®] PHX : 3 Flute, Long Neck, Ball Nose
List 9581 - EXOPRO[®] PHX : Pencil-Neck, Deep-Feed, Ball Nose

Side Milling

Hardness			<38 HRC				38-53 HRC				<53 HRC				<55 HRC				
Work Material			Hardened and Pre-hardened Steels																
Cutting Speed			60-400 SFM				60-310 SFM				105-250 SFM				62-410 SFM				
R (mm)	L/D	Recom'd Cutting Angle	Speed (RPM)	Feed (in/min)	aa 		Speed (RPM)	Feed (in/min)	aa 		Speed (RPM)	Feed (in/min)	aa 		Speed (RPM)	Feed (in/min)	aa 		Clearance (in)
					Aa	Ar			Aa	Ar			Aa	Ar			Aa	Ar	
0.5	6	0.3°	18,000	39.4	0.0020	0.0063	18,000	35.4	0.0020	0.0063	18,000	11.0	0.0003	0.0012	18,000	47.2	0.0012	0.0012	0.0020
	10	0.3°	16,000	31.5	0.0016	0.0063	16,000	31.5	0.0016	0.0063	16,000	4.7	0.0001	0.0118	16,000	39.4	0.0012	0.0012	0.0012
	15	0.3°	8,000	16.5	0.0012	0.0063	8,000	16.5	0.0012	0.0063	-	-	-	-	8,000	19.7	0.0012	0.0012	0.0012
	20	0.3°	6,000	11.8	0.0008	0.0047	6,000	11.8	0.0008	0.0047	-	-	-	-	6,000	15.0	0.0012	0.0012	0.0012
	25	0.3°	6,000	5.1	0.0008	0.0031	6,000	5.1	0.0008	0.0031	-	-	-	-	6,000	13.8	0.0012	0.0012	0.0012
	30	0.3°	6,000	3.5	0.0004	0.0020	6,000	3.5	0.0004	0.0020	-	-	-	-	6,000	9.8	0.0012	0.0012	0.0012
0.75	6	0.3°	18,000	59.1	0.0039	0.0118	16,000	51.2	0.0039	0.0118	16,000	25.6	0.0028	0.0059	18,000	43.3	0.0016	0.0016	0.0020
	10	0.3°	15,000	43.3	0.0024	0.0098	15,000	37.4	0.0024	0.0098	15,000	12.6	0.0004	0.0039	15,000	35.4	0.0016	0.0016	0.0012
	16	0.3°	7,500	9.1	0.0008	0.0079	7,500	7.9	0.0008	0.0079	7,500	11.8	0.0003	0.0020	7,500	17.7	0.0016	0.0016	0.0012
1.0	6	0.3°	18,000	63.0	0.0079	0.0236	15,000	55.1	0.0079	0.0157	12,000	23.6	0.0059	0.0059	15,000	708.7	0.0024	0.0020	0.0039
	10	0.3°	12,000	49.2	0.0055	0.0157	12,000	43.3	0.0055	0.0157	12,000	23.6	0.0039	0.0020	12,000	59.1	0.0024	0.0020	0.0028
	15	0.3°	7,800	32.3	0.0055	0.0157	7,800	30.7	0.0055	0.0157	7,800	17.7	0.0028	0.0020	7,800	38.6	0.0024	0.0020	0.0028
	20	0.3°	6,200	25.6	0.0051	0.0157	6,200	23.6	0.0051	0.0118	6,200	13.4	0.0020	0.0020	6,200	23.6	0.0024	0.0020	0.0020
	25	0.3°	4,700	19.7	0.0047	0.0118	4,700	19.7	0.0047	0.0118	-	-	-	-	4,700	17.7	0.0024	0.0020	0.0020
	30	0.3°	3,500	15.7	0.0039	0.0118	3,500	15.7	0.0039	0.0118	-	-	-	-	3,500	17.7	0.0024	0.0020	0.0020
	35	0.3°	3,500	15.7	0.0028	0.0118	3,500	15.7	0.0028	0.0118	-	-	-	-	3,500	17.7	0.0024	0.0020	0.0012
	40	0.3°	3,500	11.8	0.0028	0.0098	3,500	11.8	0.0028	0.0098	-	-	-	-	3,500	17.7	0.0024	0.0020	0.0012
	45	0.3°	3,500	7.9	0.0028	0.0079	3,500	7.9	0.0028	0.0079	-	-	-	-	3,500	17.7	0.0024	0.0020	0.0012
	50	0.3°	3,500	5.9	0.0024	0.0039	3,500	5.9	0.0024	0.0039	-	-	-	-	3,500	17.7	0.0024	0.0020	0.0012
	60	0.3°	3,500	5.9	0.0020	0.0039	3,500	5.9	0.0020	0.0039	-	-	-	-	3,500	17.7	0.0024	0.0020	0.0012
1.5	10	0.3°	12,000	74.8	0.0083	0.0197	8,000	47.2	0.0083	0.0197	8,000	27.6	0.0051	0.0039	11,000	80.7	0.0035	0.0031	0.0039
	15	0.3°	10,000	61.0	0.0079	0.0197	8,000	47.2	0.0079	0.0197	8,000	21.7	0.0039	0.0039	10,000	74.8	0.0035	0.0031	0.0028
	20	0.3°	7,500	45.3	0.0075	0.0197	7,200	43.3	0.0075	0.0197	7,200	18.9	0.0024	0.0028	7,500	55.1	0.0035	0.0031	0.0028
	25	0.3°	4,800	29.5	0.0075	0.0197	4,600	27.6	0.0075	0.0197	4,600	12.6	0.0016	0.0020	4,800	35.4	0.0035	0.0031	0.0020
	30	0.3°	4,000	24.8	0.0063	0.0157	3,400	19.7	0.0063	0.0157	3,400	9.4	0.0008	0.0012	3,800	28.3	0.0035	0.0031	0.0012
	40	0.3°	2,800	17.3	0.0051	0.0157	2,600	15.7	0.0051	0.0157	-	-	-	-	2,600	19.7	0.0035	0.0031	0.0012
	50	0.3°	2,200	13.8	0.0039	0.0157	2,200	11.8	0.0039	0.0157	-	-	-	-	2,200	15.7	0.0035	0.0031	0.0012
	60	0.3°	2,200	13.8	0.0028	0.0157	2,200	11.8	0.0028	0.0157	-	-	-	-	2,200	15.7	0.0035	0.0031	0.0012
2.0	10	0.5°	9,600	78.7	0.0118	0.0236	6,000	49.2	0.0118	0.0236	6,000	31.5	0.0059	0.0039	9,500	94.5	0.0047	0.0039	0.0039
	15	0.5°	9,300	74.8	0.0106	0.0236	6,000	47.2	0.0106	0.0236	6,000	31.5	0.0047	0.0039	9,000	88.6	0.0047	0.0039	0.0039
	20	0.5°	7,600	61.0	0.0098	0.0236	6,000	45.3	0.0098	0.0236	6,000	27.6	0.0039	0.0028	8,200	80.7	0.0047	0.0039	0.0039
	25	0.5°	6,100	49.2	0.0091	0.0236	5,500	43.3	0.0091	0.0236	5,500	17.7	0.0020	0.0028	5,500	53.1	0.0047	0.0039	0.0028
	30	0.5°	5,000	41.3	0.0079	0.0236	4,500	31.5	0.0079	0.0236	4,500	13.8	0.0012	0.0020	4,500	43.3	0.0047	0.0039	0.0028
	35	0.5°	3,600	29.5	0.0063	0.0197	3,600	25.6	0.0063	0.0197	3,600	11.0	0.0004	0.0012	3,600	35.4	0.0047	0.0039	0.0020
	40	0.5°	3,000	24.8	0.0047	0.0197	3,000	21.7	0.0047	0.0197	3,000	5.9	0.0003	0.0004	3,000	29.5	0.0047	0.0039	0.0020
	45	0.5°	2,700	21.7	0.0039	0.0157	2,700	19.7	0.0039	0.0157	-	-	-	-	2,700	26.8	0.0047	0.0039	0.0012
	50	0.5°	2,500	20.5	0.0039	0.0157	2,500	17.7	0.0039	0.0157	-	-	-	-	2,500	24.8	0.0047	0.0039	0.0012
	60	0.5°	2,100	16.9	0.0031	0.0157	2,100	15.7	0.0031	0.0157	-	-	-	-	2,100	20.9	0.0047	0.0039	0.0012
2.5	10	0.5°	7,700	74.8	0.0138	0.0315	4,800	43.3	0.0138	0.0315	4,800	35.4	0.0079	0.0039	7,700	94.5	0.0059	0.0472	0.0039
	15	0.5°	7,700	74.8	0.0118	0.0315	4,800	39.4	0.0118	0.0315	4,800	33.5	0.0063	0.0039	6,100	74.8	0.0059	0.0472	0.0039
	20	0.5°	7,700	70.9	0.0118	0.0315	4,800	37.4	0.0118	0.0315	4,800	27.6	0.0047	0.0028	6,100	74.8	0.0059	0.0472	0.0039
	25	0.5°	5,100	51.2	0.0098	0.0315	4,800	35.4	0.0098	0.0315	4,800	25.6	0.0024	0.0020	5,100	63.0	0.0059	0.0472	0.0028
	30	0.5°	5,100	47.2	0.0079	0.0236	4,800	33.5	0.0079	0.0236	4,800	19.7	0.0012	0.0020	5,100	63.0	0.0059	0.0472	0.0028
	35	0.5°	4,400	43.3	0.0055	0.0236	4,400	29.5	0.0055	0.0236	4,400	15.7	0.0006	0.0012	4,400	53.1	0.0059	0.0472	0.0020
	40	0.5°	3,100	29.5	0.0039	0.0236	3,100	25.6	0.0039	0.0236	3,100	10.2	0.0003	0.0012	3,100	37.4	0.0059	0.0472	0.0020

1. The above mentioned conditions according to projection lengths are intended as general guidelines for reference only. Adjustments should be made based on actual milling conditions.
2. For 0.5R - 2.5R, the machining conditions are based on chucking the tool up to the base of the neck.
3. Highly rigid machines and tool holders should be used.
4. Tool vibrations should be kept at a minimum level for maximum accuracy.
5. In the case of linear machining, do not use the Ar value, instead refer to the Aa value.
6. More stable high-feed machining in the corners can be attained by setting an R insertion or deceleration on the CAM or machine side.
7. When cutting load fluctuates (in the corners, etc.) or when high-precision is required, be sure to control the rotational speed.
8. When cutting at greater than the recommended cutting angle, reduce the feed.

CONTINUED 





List 9510 - EXOPRO[®] PHX : Deep Feed, Ball Nose (Continued)

List 9590 - EXOPRO[®] PHX : 3 Flute, Long Neck, Ball Nose (Continued)

List 9581 - EXOPRO[®] PHX : Pencil-Neck, Deep-Feed, Ball Nose (Continued)

Side Milling

Hardness			<38 HRC				38-53 HRC				>53 HRC				>55 HRC				
Work Material			Hardened and Pre-hardened Steels																
Cutting Speed			60-400 SFM				60-310 SFM				105-250 SFM				62-410 SFM				
R (mm)	L/D	Recom'd Cutting Angle	Speed (RPM)	Feed (in/min)	DOC (in)		Speed (RPM)	Feed (in/min)	DOC (in)		Speed (RPM)	Feed (in/min)	DOC (in)		Speed (RPM)	Feed (in/min)	DOC (in)		Clearance (in)
					Aa	Ar			Aa	Ar			Aa	Ar			Aa	Ar	
3.0	24	0.5°	6,400	74.8	0.0169	0.0472	4,000	47.2	0.0118	0.0394	4,000	35.4	0.0118	0.0039	6,500	57.1	0.0071	0.0063	0.0039
	30	0.5°	5,100	59.1	0.0134	0.0472	4,000	45.3	0.0118	0.0394	4,000	35.4	0.0098	0.0039	5,100	76.8	0.0071	0.0063	0.0039
	36	0.5°	4,200	49.2	0.0150	0.0472	4,000	43.3	0.0118	0.0394	4,000	29.5	0.0079	0.0028	4,200	62.2	0.0071	0.0063	0.0028
	42	0.5°	3,700	41.3	0.0079	0.0354	3,700	39.4	0.0079	0.0394	3,700	19.7	0.0059	0.0020	3,700	55.1	0.0071	0.0063	0.0028
	48	0.5°	3,600	29.5	0.0059	0.0354	2,600	27.6	0.0059	0.0315	2,600	15.7	0.0039	0.0012	2,600	38.6	0.0071	0.0063	0.0020
	54	0.5°	2,100	24.8	0.0039	0.0315	2,100	23.6	0.0039	0.0315	2,100	9.4	0.0020	0.0012	2,100	31.5	0.0071	0.0063	0.0020
	66	0.5°	1,900	21.7	0.0031	0.0276	1,900	19.7	0.0031	0.0276	-	-	-	-	1,900	27.6	0.0071	0.0063	0.0012
4.0	30	0.5°	4,800	90.6	0.0177	0.0591	3,000	49.6	0.0118	0.0591	3,000	41.3	0.0118	0.0059	4,800	94.5	0.0094	0.0083	0.0039
	40	0.5°	3,800	70.9	0.0150	0.0512	3,000	47.2	0.0118	0.0512	3,000	41.3	0.0118	0.0039	3,800	74.8	0.0094	0.0083	0.0039
	48	0.5°	3,200	59.1	0.0110	0.0472	3,000	43.3	0.0098	0.0472	3,000	35.4	0.0098	0.0039	3,200	63.0	0.0094	0.0083	0.0028
	56	0.5°	2,700	51.2	0.0079	0.0433	2,700	39.4	0.0079	0.0433	2,700	31.5	0.0079	0.0028	2,700	53.1	0.0094	0.0083	0.0028
	64	0.5°	1,900	35.4	0.0079	0.0394	1,900	27.6	0.0067	0.0394	1,900	19.7	0.0067	0.0028	1,900	37.4	0.0094	0.0083	0.0020
	80	0.5°	1,500	27.6	0.0059	0.0315	1,500	21.7	0.0055	0.0315	-	-	-	-	1,500	29.5	0.0094	0.0083	0.0012
	100	0.5°	1,200	23.6	0.0059	0.0315	1,200	15.7	0.0039	0.0315	-	-	-	-	1,200	23.6	0.0094	0.0083	0.0012
5.0	120	0.5°	1,000	19.7	0.0039	0.0276	1,000	13.8	0.0028	0.0276	-	-	-	-	1,000	19.7	0.0094	0.0083	0.0012
	35	0.5°	3,800	90.6	0.0256	0.0709	2,400	39.4	0.0157	0.0630	2,400	33.5	0.0157	0.0059	3,800	94.5	0.0118	0.0106	0.0039
	50	0.5°	3,100	74.8	0.0217	0.0709	2,400	39.4	0.0118	0.0630	2,400	33.5	0.0118	0.0059	3,100	76.8	0.0118	0.0106	0.0039
	60	0.5°	2,500	59.1	0.0181	0.0630	2,400	39.4	0.0118	0.0591	2,400	33.5	0.0118	0.0039	2,500	61.0	0.0118	0.0106	0.0039
	70	0.5°	2,200	51.2	0.0134	0.0630	2,200	35.4	0.0118	0.0591	2,200	31.5	0.0118	0.0039	2,200	53.1	0.0118	0.0106	0.0028
	80	0.5°	1,500	31.5	0.0094	0.0630	1,500	23.6	0.0079	0.0591	1,500	23.6	0.0079	0.0028	1,500	37.4	0.0118	0.0106	0.0028
	100	0.5°	1,200	23.6	0.0059	0.0591	1,200	19.7	0.0047	0.0591	1,200	19.7	0.0047	0.0028	1,200	29.5	0.0118	0.0106	0.0020
6.0	120	0.5°	1,050	19.7	0.0039	0.0512	1,000	15.7	0.0039	0.0512	-	-	-	-	1,050	25.6	0.0118	0.0106	0.0020
	140	0.5°	850	15.7	0.0028	0.0512	800	13.8	0.0028	0.0512	-	-	-	-	850	19.7	0.0118	0.0106	0.0012
	160	0.5°	700	12.6	0.0028	0.0394	700	11.8	0.0028	0.0394	-	-	-	-	700	17.7	0.0118	0.0106	0.0012
	45	0.5°	3,200	66.9	0.0315	0.0787	2,000	31.5	0.0315	0.0709	2,000	31.5	0.0236	0.0059	3,200	94.5	0.0142	0.0126	0.0059
	60	0.5°	2,500	51.2	0.0256	0.0787	2,000	31.5	0.0256	0.0709	2,000	31.5	0.0197	0.0059	2,500	74.8	0.0142	0.0126	0.0059
	70	0.5°	2,100	43.3	0.0224	0.0787	2,000	31.5	0.0224	0.0709	2,000	31.5	0.0197	0.0039	2,100	63.0	0.0142	0.0126	0.0039
	85	0.5°	1,800	37.4	0.0165	0.0709	1,500	23.6	0.0165	0.0669	1,500	23.6	0.0157	0.0039	1,800	53.1	0.0142	0.0126	0.0039
100	0.5°	1,300	27.2	0.0118	0.0709	1,200	19.7	0.0118	0.0669	1,200	19.7	0.0118	0.0039	1,300	38.6	0.0142	0.0126	0.0039	
8.0	120	0.5°	1,000	20.9	0.0098	0.0591	1,000	16.5	0.0098	0.0591	-	-	-	-	1,000	29.5	0.0142	0.0126	0.0020
	140	0.5°	900	18.5	0.0079	0.0591	900	15.0	0.0079	0.0591	-	-	-	-	900	26.8	0.0142	0.0126	0.0020
	160	0.5°	700	14.6	0.0059	0.0512	700	11.8	0.0059	0.0512	-	-	-	-	700	20.9	0.0142	0.0126	0.0020
	55	0.5°	2,400	63.0	0.0394	0.0866	1,500	23.6	0.0394	0.0709	1,500	23.6	0.0315	0.0059	2,400	94.5	0.0189	0.0157	0.0079
	80	0.5°	1,900	49.2	0.0354	0.0866	1,500	23.6	0.0354	0.0709	1,500	23.6	0.0315	0.0059	1,900	74.8	0.0189	0.0157	0.0059
10.0	90	0.5°	1,600	41.3	0.0295	0.0866	1,500	23.6	0.0295	0.0709	1,500	23.6	0.0276	0.0039	1,600	63.0	0.0189	0.0157	0.0039
	105	0.5°	1,400	35.4	0.0217	0.0787	1,400	22.4	0.0217	0.0669	1,400	22.4	0.0197	0.0028	1,400	55.1	0.0189	0.0157	0.0028
	120	0.5°	1,000	25.6	0.0157	0.0787	1,000	16.5	0.0157	0.0669	1,000	16.5	0.0157	0.0020	1,000	39.4	0.0189	0.0157	0.0020
	70	0.5°	1,900	59.1	0.0472	0.1417	1,200	19.7	0.0472	0.0709	1,200	19.7	0.0315	0.0059	1,900	94.5	0.0236	0.0197	0.0079
	90	0.5°	1,500	47.2	0.0433	0.1417	1,200	19.7	0.0433	0.0709	1,200	19.7	0.0315	0.0059	1,500	74.8	0.0236	0.0197	0.0059
10.0	110	0.5°	1,300	39.4	0.0354	0.1378	1,200	19.7	0.0354	0.0709	1,200	19.7	0.0315	0.0039	1,300	63.0	0.0236	0.0197	0.0039
	130	0.5°	1,100	33.5	0.0276	0.1339	1,100	17.7	0.0276	0.0709	1,100	17.7	0.0276	0.0039	1,100	55.1	0.0236	0.0197	0.0028
	150	0.5°	760	23.6	0.0197	0.1299	760	12.6	0.0197	0.0709	760	12.6	0.0197	0.0028	760	37.4	0.0236	0.0197	0.0020

- The above mentioned conditions according to projection lengths are intended as general guidelines for reference only. Adjustments should be made based on actual milling conditions.
- For 0.5R - 2.5R, the machining conditions are based on chucking the tool up to the base of the neck.
- Highly rigid machines and tool holders should be used.
- Tool vibrations should be kept at a minimum level for maximum accuracy.
- In the case of linear machining, do not use the Ar value, instead refer to the Aa value.
- More stable high-feed machining in the corners can be attained by setting an R insertion or deceleration on the CAM or machine side.
- When cutting load fluctuates (in the corners, etc.) or when high-precision is required, be sure to control the rotational speed.
- When cutting at greater than the recommended cutting angle, reduce the feed.





List 3610 - EXOCARB® WXL®: Ball End, Regular Length, 2 Flute

Standard Milling

Hardness	-		<32 HRC		33-41 HRC		42-50 HRC											
Work Material	Aluminum Copper Alloy		Cast Iron, Carbon Steel, Alloy Steels, Stainless, Die Steels		Hardened Steels Pre-hardened Steels, P20, H13, S7, A2													
Cutting Speed	388 SFM		324 SFM		263 SFM		233 SFM											
Depth of Cut	<table border="1"> <thead> <tr> <th>Dia</th> <th>aa</th> <th>ar</th> </tr> </thead> <tbody> <tr> <td>D<1/16</td> <td>0.05D</td> <td>0.2D</td> </tr> <tr> <td>1/16≤D≤1/2</td> <td>0.10D</td> <td>0.2D</td> </tr> </tbody> </table>			Dia	aa	ar	D<1/16	0.05D	0.2D	1/16≤D≤1/2	0.10D	0.2D			aa=0.1D ar=0.2D		aa=0.05D ar=0.10D	
	Dia	aa	ar															
D<1/16	0.05D	0.2D																
1/16≤D≤1/2	0.10D	0.2D																
Mill Dia.	Speed RPM	Feed in/min	Speed RPM	Feed in/min	Speed RPM	Feed in/min	Speed RPM	Feed in/min										
1/32	25,000	35.0	25,000	35.0	32,149	35.0	28,482	30.0										
1/16	23,715	61.7	19,803	51.5	16,075	41.8	14,241	34.2										
3/32	15,810	60.1	13,202	50.2	10,716	40.7	9,494	34.2										
1/8	11,857	56.9	9,901	47.5	8,037	38.6	7,120	31.3										
5/32	9,486	57.7	7,921	48.2	6,430	39.1	5,696	32.3										
3/16	7,905	58.5	6,601	48.8	5,358	39.7	4,747	33.2										
1/4	5,929	54.5	4,951	45.5	4,019	37.0	3,560	32.0										
5/16	4,743	56.9	3,961	47.5	3,215	38.6	2,848	32.5										
3/8	3,952	55.3	3,300	46.2	2,679	37.5	2,373	28.5										
1/2	2,964	51.6	2,475	43.1	2,009	35.0	1,780	30.6										

1. Use a rigid and precise machine and holder.
2. When chattering occurs, reduce the speed and feed simultaneously.
3. Use a suitable cutting fluid with high smoke retardant.

High Speed Light Milling

Hardness	-		<32 HRC		33-41 HRC		42-50 HRC													
Work Material	Copper Copper Alloy		Cast Iron, Carbon Steel, Alloy Steels, Stainless, Die Steels		Hardened Steels Pre-hardened Steels, P20, H13, S7, A2															
Cutting Speed	659 SFM		713 SFM		651 SFM		561 SFM													
Depth of Cut	aa=0.02D ar=0.05D		<table border="1"> <thead> <tr> <th>Dia</th> <th>aa</th> <th>ar</th> </tr> </thead> <tbody> <tr> <td>D≤3/16</td> <td>0.02D</td> <td>0.05D</td> </tr> <tr> <td>1/4≤D≤3/8</td> <td>0.05D</td> <td>0.10D</td> </tr> <tr> <td>D=1/2</td> <td>0.40D</td> <td>0.20D</td> </tr> </tbody> </table>		Dia	aa	ar	D≤3/16	0.02D	0.05D	1/4≤D≤3/8	0.05D	0.10D	D=1/2	0.40D	0.20D			aa=0.02D ar=0.05D	
	Dia	aa	ar																	
D≤3/16	0.02D	0.05D																		
1/4≤D≤3/8	0.05D	0.10D																		
D=1/2	0.40D	0.20D																		
Mill Diameter	Speed RPM	Feed in/min	Speed RPM	Feed in/min	Speed RPM	Feed in/min	Speed RPM	Feed in/min												
1/32	25,000	35.0	25,000	35.0	25,000	35.0	25,000	30.0												
1/16	25,000	65.0	25,000	65.0	25,000	65.0	25,000	60.0												
3/32	25,000	95.0	25,000	95.0	25,000	95.0	22,859	82.3												
1/8	20,139	96.7	21,789	104.6	19,895	95.5	17,144	75.4												
5/32	16,111	98.0	17,431	106.0	15,916	96.8	13,715	77.7												
3/16	13,426	99.4	14,526	107.5	13,263	98.1	11,429	80.0												
1/4	10,070	92.6	10,895	100.2	9,947	91.5	8,572	77.1												
5/16	8,056	96.7	8,716	104.6	7,958	95.5	6,858	78.2												
3/8	6,713	94.0	7,263	101.7	6,632	92.8	5,715	68.6												
1/2	5,035	87.6	5,447	94.8	4,974	86.5	4,286	73.7												

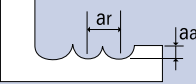
1. The indicated speeds and feeds are for high speed light milling for use with high speed/high precision machining centers.
2. Do not use flammable fluids because tools with considerable wear can cause sparks.
3. We recommend using air blow. When using cutting fluids, use a high quality fluid with high smoke retardant.





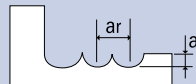
List 3710 - EXOCARB® WXL®: Ball End, Regular Length, 2 Flute

Standard Milling

Hardness	-		<32 HRC		33-41 HRC		42-50 HRC	
Work Material	Copper Copper Alloy		Cast Iron, Carbon Steel, Alloy Steels, Stainless, Die Steels		Hardened Steels Pre-hardened Steels, P20, H13, S7, A2			
Cutting Speed	388 SFM		324 SFM		263 SFM		233 SFM	
Depth of Cut	$a_a=0.05D$ $a_r=0.10D$				$a_a=0.03D$ $a_r=0.10D$		$a_a=0.02D$ $a_r=0.05D$	
Mill Diameter	Speed RPM	Feed in/min	Speed RPM	Feed in/min	Speed RPM	Feed in/min	Speed RPM	Feed in/min
0.1	25,000	5.0	25,000	5.0	25,000	5.0	25,000	5.0
0.2	25,000	10.0	25,000	10.0	25,000	10.0	25,000	10.0
0.4	25,000	20.0	25,000	20.0	25,000	20.0	25,000	15.0
0.6	25,000	30.0	25,000	30.0	25,000	30.0	25,000	21.0
0.8	25,000	40.0	25,000	40.0	25,000	40.0	25,000	27.5
1.0	25,000	45.0	25,000	45.0	25,000	45.0	22,610	31.7
2.0	18,830	60.3	15,720	50.3	12,760	40.8	11,310	29.4
3.0	12,550	67.8	10,480	56.6	8,510	46.0	7,540	33.2
4.0	9,410	73.4	7,860	61.3	6,380	49.8	5,650	40.7
6.0	6,280	67.8	5,240	56.6	4,250	45.9	3,770	33.2
8.0	4,710	63.1	3,930	52.7	3,190	42.7	2,830	31.7
10.0	3,770	57.3	3,140	47.7	2,550	38.8	2,260	28.0
12.0	3,140	56.5	2,620	47.2	2,130	38.3	1,880	29.3
16.0	2,350	42.3	1,970	35.5	1,600	28.8	1,410	22.0
20.0	1,880	33.8	1,570	28.3	1,280	23.0	1,130	17.6

1. Use a rigid and precise machine and holder.
2. When chattering occurs, reduce the speed and feed simultaneously.
3. Use a suitable cutting fluid with high smoke retardant.

High Speed Light Milling

Hardness	-		<32 HRC		33-41 HRC		42-50 HRC	
Work Material	Copper Copper Alloy		Cast Iron, Carbon Steel, Alloy Steels, Stainless, Die Steels		Hardened Steels Pre-hardened Steels, P20, H13, S7, A2			
Cutting Speed	659 SFM		713 SFM		651 SFM		561 SFM	
Depth of Cut	$a_a=0.02D$ $a_r=0.05D$				$a_a=0.02D$ $a_r=0.05D$		$a_a=0.01D$ $a_r=0.05D$	
Mill Diameter	Speed RPM	Feed in/min	Speed RPM	Feed in/min	Speed RPM	Feed in/min	Speed RPM	Feed in/min
1.0	25,000	45.0	25,000	45.0	25,000	45.0	25,000	35.0
2.0	25,000	80.0	25,000	80.0	25,000	80.0	25,000	65.0
3.0	21,320	115.1	23,060	124.5	21,060	113.7	18,150	79.9
4.0	15,990	124.7	17,300	134.9	15,790	123.2	13,610	98.0
6.0	10,660	115.1	11,530	124.5	10,530	113.7	9,070	79.8
8.0	8,000	107.2	8,650	115.9	7,900	105.9	6,810	76.3
10.0	6,400	97.3	6,920	105.2	6,320	96.1	5,450	67.6
12.0	5,330	95.9	5,770	103.9	5,270	94.9	4,540	70.8
16.0	4,000	72.0	4,330	77.9	3,950	71.1	3,400	53.0
20.0	3,200	57.6	3,460	62.3	3,160	56.9	2,720	42.4

1. The indicated speeds and feeds are for high speed light milling for use with high speed/high precision machining centers.
2. Do not use flammable fluids because tools with considerable wear can cause sparks.
3. We recommend using air blow. When using cutting fluids, use a high quality fluid with high smoke retardant.





List 3690 : Ball End, Regular Length, 2 Flute, Long Neck, Rib Processing

List 3790 : Ball End, Regular Length, 2 Flute, Long Neck, Rib Processing

Standard Milling

Hardness		-		<32 HRC		33-41 HRC		42-50 HRC									
Work Material		Aluminum Copper Alloy		Cast Iron, Carbon Steel, Alloy Steel, Stainless Steel, Die Steel		Prehardened & Hardened Steel											
Cutting Speed		90-460 SFM		80-340 SFM		80-280 SFM		80-280 SFM									
Depth of Cut																	
Mill Dia.	L1 (mm)	Speed RPM	Feed in/min	aa (in)	ar (in)	Speed RPM	Feed in/min	aa (in)	ar (in)	Speed RPM	Feed in/min	aa (in)	ar (in)	Speed RPM	Feed in/min	aa (in)	ar (in)
0.1	0.3	25,000	4.6	0.0002	0.0002	25,000	2.3	0.0002	0.0002	25,000	1.5	0.0002	0.0002	25,000	1.1	0.0002	0.0002
0.1	0.5	25,000	3.7	0.0002	0.0002	25,000	1.8	0.0002	0.0002	25,000	1.2	0.0002	0.0002	25,000	0.8	0.0002	0.0002
0.2	0.3	25,000	9.2	0.0008	0.0008	25,000	6.2	0.0004	0.0004	25,000	6.2	0.0004	0.0004	25,000	6.2	0.0002	0.0002
0.2	0.5	25,000	9.2	0.0008	0.0008	25,000	6.2	0.0004	0.0004	25,000	6.2	0.0004	0.0004	25,000	6.2	0.0002	0.0002
0.2	0.75	25,000	9.2	0.0008	0.0008	25,000	6.2	0.0004	0.0004	25,000	6.2	0.0004	0.0004	25,000	3.1	0.0002	0.0002
0.2	1	25,000	4.6	0.0008	0.0008	25,000	3.1	0.0004	0.0004	25,000	3.1	0.0004	0.0004	25,000	2.5	0.0002	0.0002
0.2	1.25	25,000	4.6	0.0008	0.0008	25,000	3.1	0.0004	0.0004	25,000	3.1	0.0004	0.0004	25,000	2.5	0.0002	0.0002
0.2	1.5	25,000	4.6	0.0008	0.0008	25,000	3.1	0.0004	0.0004	25,000	3.1	0.0004	0.0004	25,000	2.5	0.0002	0.0002
0.2	1.75	25,000	4.6	0.0008	0.0008	25,000	3.1	0.0004	0.0004	25,000	3.1	0.0004	0.0004	25,000	2.5	0.0002	0.0002
0.2	2	25,000	4.6	0.0004	0.0004	25,000	3.1	0.0002	0.0002	25,000	3.1	0.0002	0.0002	25,000	2.5	0.0002	0.0002
0.2	2.5	25,000	2.3	0.0004	0.0004	25,000	1.5	0.0002	0.0002	25,000	1.5	0.0002	0.0002	25,000	1.2	0.0001	0.0002
0.2	3	25,000	2.3	0.0004	0.0004	25,000	1.5	0.0002	0.0002	25,000	1.5	0.0002	0.0002	25,000	1.2	0.0001	0.0002
0.3	0.5	25,000	18.5	0.0008	0.0012	25,000	12.3	0.0004	0.0006	25,000	9.2	0.0004	0.0006	25,000	9.2	0.0002	0.0002
0.3	0.6	25,000	18.5	0.0008	0.0012	25,000	12.3	0.0004	0.0006	25,000	9.2	0.0004	0.0006	25,000	9.2	0.0002	0.0002
0.3	0.75	25,000	18.5	0.0008	0.0012	25,000	12.3	0.0004	0.0006	25,000	9.2	0.0004	0.0006	25,000	9.2	0.0002	0.0002
0.3	1	25,000	13.8	0.0008	0.0012	25,000	9.2	0.0004	0.0006	25,000	6.2	0.0004	0.0006	25,000	6.2	0.0002	0.0002
0.3	1.25	25,000	13.8	0.0008	0.0012	25,000	9.2	0.0004	0.0006	25,000	6.2	0.0004	0.0006	25,000	6.2	0.0002	0.0002
0.3	1.5	25,000	13.8	0.0008	0.0012	25,000	9.2	0.0004	0.0006	25,000	6.2	0.0004	0.0006	25,000	6.2	0.0002	0.0002
0.3	1.75	25,000	13.8	0.0008	0.0012	25,000	9.2	0.0004	0.0006	25,000	6.2	0.0004	0.0006	25,000	6.2	0.0002	0.0002
0.3	2	25,000	13.8	0.0008	0.0012	25,000	9.2	0.0004	0.0006	25,000	6.2	0.0004	0.0006	25,000	6.2	0.0002	0.0002
0.3	2.25	25,000	13.8	0.0008	0.0008	25,000	9.2	0.0004	0.0004	25,000	6.2	0.0004	0.0004	25,000	6.2	0.0004	0.0004
0.3	2.5	25,000	13.8	0.0008	0.0008	25,000	9.2	0.0004	0.0004	25,000	6.2	0.0004	0.0004	25,000	6.2	0.0004	0.0004
0.3	2.75	25,000	13.8	0.0008	0.0008	25,000	9.2	0.0004	0.0004	25,000	6.2	0.0004	0.0004	25,000	6.2	0.0004	0.0004
0.3	3	25,000	13.8	0.0008	0.0008	25,000	9.2	0.0004	0.0004	25,000	6.2	0.0004	0.0004	25,000	6.2	0.0002	0.0004
0.3	3.5	25,000	8.3	0.0008	0.0008	25,000	5.5	0.0004	0.0004	25,000	3.7	0.0004	0.0004	25,000	3.7	0.0002	0.0004
0.3	4	25,000	8.3	0.0008	0.0008	25,000	5.5	0.0004	0.0004	25,000	3.7	0.0004	0.0004	25,000	3.7	0.0002	0.0002
0.3	4.5	25,000	8.3	0.0008	0.0008	25,000	5.5	0.0004	0.0004	25,000	3.7	0.0004	0.0004	25,000	3.7	0.0001	0.0002
0.3	5	25,000	4.6	0.0004	0.0008	25,000	3.1	0.0002	0.0004	25,000	2.2	0.0002	0.0004	25,000	2.2	0.0001	0.0002
0.4	0.5	25,000	23.1	0.0010	0.0020	25,000	15.4	0.0006	0.0010	25,000	12.3	0.0006	0.0008	25,000	12.3	0.0004	0.0004
0.4	0.75	25,000	23.1	0.0010	0.0020	25,000	15.4	0.0006	0.0010	25,000	12.3	0.0006	0.0008	25,000	12.3	0.0004	0.0004
0.4	1	25,000	18.5	0.0010	0.0020	25,000	12.3	0.0006	0.0010	25,000	9.2	0.0006	0.0008	25,000	9.2	0.0004	0.0004
0.4	1.5	25,000	18.5	0.0010	0.0020	25,000	12.3	0.0006	0.0010	25,000	9.2	0.0006	0.0008	25,000	9.2	0.0004	0.0004
0.4	2	25,000	16.4	0.0010	0.0020	25,000	10.9	0.0006	0.0010	25,000	7.3	0.0006	0.0008	25,000	7.3	0.0004	0.0004
0.4	2.5	25,000	16.4	0.0010	0.0020	25,000	10.9	0.0006	0.0010	25,000	7.3	0.0006	0.0008	25,000	7.3	0.0004	0.0004
0.4	3	25,000	16.4	0.0010	0.0020	25,000	10.9	0.0006	0.0010	25,000	7.3	0.0006	0.0008	25,000	7.3	0.0004	0.0004
0.4	3.5	25,000	16.4	0.0010	0.0020	25,000	10.9	0.0006	0.0010	25,000	7.3	0.0006	0.0008	25,000	7.3	0.0004	0.0004
0.4	4	25,000	16.4	0.0004	0.0012	25,000	10.9	0.0002	0.0006	25,000	7.3	0.0002	0.0005	25,000	7.3	0.0002	0.0004
0.4	4.5	24,000	11.8	0.0004	0.0012	25,000	7.3	0.0002	0.0006	25,000	3.6	0.0002	0.0005	25,000	3.6	0.0002	0.0004
0.4	5	24,000	11.8	0.0004	0.0012	25,000	7.3	0.0002	0.0006	25,000	3.6	0.0002	0.0005	25,000	3.6	0.0002	0.0004
0.4	5.5	21,000	11.8	0.0004	0.0008	25,000	7.3	0.0002	0.0004	25,000	3.6	0.0002	0.0003	25,000	3.6	0.0002	0.0002
0.4	6	21,000	5.9	0.0004	0.0006	25,000	3.6	0.0002	0.0003	25,000	2.9	0.0002	0.0002	25,000	2.9	0.0001	0.0002
0.5	1	25,000	23.1	0.0016	0.0020	25,000	15.4	0.0008	0.0010	25,000	12.3	0.0008	0.0008	25,000	12.3	0.0004	0.0004
0.5	1.5	25,000	23.1	0.0016	0.0020	25,000	15.4	0.0008	0.0010	25,000	12.3	0.0008	0.0008	25,000	12.3	0.0004	0.0004
0.5	2	25,000	18.5	0.0016	0.0020	25,000	12.3	0.0008	0.0010	25,000	9.2	0.0008	0.0008	25,000	9.2	0.0004	0.0004
0.5	2.5	25,000	16.4	0.0016	0.0020	25,000	10.9	0.0008	0.0010	25,000	7.3	0.0008	0.0008	25,000	7.3	0.0004	0.0004
0.5	3	25,000	16.4	0.0016	0.0020	25,000	10.9	0.0008	0.0010	25,000	7.3	0.0008	0.0008	25,000	7.3	0.0004	0.0004
0.5	3.5	25,000	16.4	0.0016	0.0020	25,000	10.9	0.0008	0.0010	25,000	7.3	0.0008	0.0008	25,000	7.3	0.0004	0.0004
0.5	4	25,000	16.4	0.0016	0.0020	25,000	10.9	0.0008	0.0010	25,000	7.3	0.0008	0.0008	25,000	7.3	0.0004	0.0004
0.5	4.5	21,000	11.8	0.0016	0.0020	20,000	7.9	0.0008	0.0010	20,000	7.9	0.0008	0.0008	20,000	7.9	0.0004	0.0004
0.5	5	21,000	11.8	0.0016	0.0020	20,000	7.9	0.0008	0.0010	20,000	5.9	0.0008	0.0008	20,000	5.9	0.0004	0.0004
0.5	5.5	21,000	11.8	0.0008	0.0012	20,000	7.9	0.0004	0.0006	20,000	5.9	0.0004	0.0004	20,000	5.9	0.0004	0.0004
0.5	6	21,000	11.8	0.0008	0.0012	20,000	7.9	0.0004	0.0006	20,000	5.9	0.0004	0.0004	20,000	5.9	0.0004	0.0004
0.5	7	21,000	11.8	0.0008	0.0012	20,000	7.9	0.0004	0.0006	20,000	5.9	0.0004	0.0004	20,000	5.9	0.0004	0.0004

1. Use a rigid and precise machine and holder.
2. When chattering occurs, reduce the speed and feed simultaneously.
3. Use a suitable cutting fluid with high smoke retardant.

CONTINUED





List 3690 : Ball End, Regular Length, 2 Flute, Long Neck, Rib Processing (Continued)

List 3790 : Ball End, Regular Length, 2 Flute, Long Neck, Rib Processing (Continued)

Standard Milling

Hardness		-		<32 HRC				33-41 HRC				42-50 HRC					
Work Material		Aluminum Copper Alloy				Cast Iron, Carbon Steel, Alloy Steel, Stainless Steel, Die Steel				Prehardened & Hardened Steel							
Cutting Speed		90-460 SFM				80-340 SFM				80-280 SFM				80-280 SFM			
Depth of Cut																	
Mill Dia.	L1 (mm)	Speed RPM	Feed in/min	aa (in)	ar (in)	Speed RPM	Feed in/min	aa (in)	ar (in)	Speed RPM	Feed in/min	aa (in)	ar (in)	Speed RPM	Feed in/min	aa (in)	ar (in)
0.5	8	21,000	11.8	0.0008	0.0012	15,000	7.9	0.0004	0.0006	15,000	5.9	0.0004	0.0004	15,000	5.9	0.0002	0.0004
0.5	9	18,000	5.9	0.0008	0.0008	15,000	3.9	0.0004	0.0004	15,000	3.1	0.0002	0.0004	15,000	3.1	0.0002	0.0002
0.5	10	18,000	5.9	0.0004	0.0004	15,000	3.9	0.0002	0.0002	15,000	3.1	0.0002	0.0002	15,000	3.1	0.0001	0.0002
0.6	1	25,000	27.7	0.0018	0.0047	25,000	18.5	0.0012	0.0024	25,000	15.4	0.0012	0.0020	25,000	15.4	0.0012	0.0012
0.6	1.5	25,000	27.7	0.0018	0.0047	25,000	18.5	0.0012	0.0024	25,000	15.4	0.0012	0.0020	25,000	15.4	0.0012	0.0012
0.6	2	25,000	20.8	0.0018	0.0047	25,000	13.8	0.0012	0.0024	25,000	9.2	0.0012	0.0020	25,000	9.2	0.0012	0.0012
0.6	2.5	25,000	22.1	0.0018	0.0047	25,000	13.8	0.0012	0.0024	25,000	9.2	0.0012	0.0020	25,000	9.2	0.0012	0.0012
0.6	3	25,000	12.3	0.0018	0.0047	25,000	9.8	0.0012	0.0024	24,000	7.9	0.0012	0.0020	24,000	7.9	0.0012	0.0012
0.6	3.5	25,000	12.3	0.0018	0.0047	25,000	9.8	0.0012	0.0024	24,000	7.9	0.0012	0.0016	24,000	7.9	0.0012	0.0012
0.6	4	25,000	12.3	0.0018	0.0047	25,000	9.8	0.0012	0.0024	24,000	7.9	0.0012	0.0016	24,000	7.9	0.0012	0.0012
0.6	4.5	25,000	12.3	0.0018	0.0047	25,000	9.8	0.0012	0.0024	24,000	7.9	0.0012	0.0016	24,000	7.9	0.0012	0.0012
0.6	5	25,000	12.3	0.0018	0.0047	25,000	9.8	0.0012	0.0024	24,000	7.9	0.0012	0.0016	24,000	7.9	0.0008	0.0008
0.6	5.5	25,000	11.8	0.0018	0.0047	20,000	7.9	0.0012	0.0024	20,000	7.9	0.0012	0.0016	20,000	7.9	0.0008	0.0008
0.6	6	25,000	8.9	0.0018	0.0047	20,000	5.9	0.0012	0.0024	20,000	5.9	0.0012	0.0016	20,000	5.9	0.0008	0.0008
0.6	6.5	25,000	8.9	0.0018	0.0047	20,000	5.9	0.0012	0.0024	20,000	5.9	0.0012	0.0016	20,000	5.9	0.0008	0.0008
0.6	7	25,000	8.9	0.0018	0.0047	20,000	5.9	0.0012	0.0024	20,000	5.9	0.0012	0.0016	20,000	5.9	0.0008	0.0008
0.6	7.5	25,000	8.9	0.0018	0.0047	20,000	5.9	0.0012	0.0024	20,000	5.9	0.0012	0.0016	20,000	5.9	0.0008	0.0008
0.6	8	25,000	8.9	0.0018	0.0047	20,000	5.9	0.0012	0.0024	20,000	5.9	0.0012	0.0016	20,000	5.9	0.0008	0.0008
0.6	8.5	22,000	8.9	0.0018	0.0047	20,000	5.9	0.0012	0.0024	20,000	5.9	0.0008	0.0016	20,000	5.9	0.0004	0.0004
0.6	9	22,000	8.9	0.0012	0.0039	20,000	5.9	0.0008	0.0020	20,000	5.9	0.0008	0.0016	20,000	5.9	0.0004	0.0004
0.6	9.5	22,000	8.9	0.0012	0.0039	17,000	5.9	0.0008	0.0020	17,000	5.9	0.0008	0.0016	17,000	5.9	0.0004	0.0004
0.6	10	20,000	5.9	0.0010	0.0020	17,000	3.9	0.0006	0.0010	17,000	3.9	0.0006	0.0008	17,000	3.9	0.0002	0.0002
0.6	11	20,000	5.9	0.0010	0.0020	17,000	3.9	0.0006	0.0010	17,000	3.9	0.0004	0.0008	17,000	3.9	0.0002	0.0002
0.6	12	20,000	4.7	0.0010	0.0020	17,000	3.1	0.0006	0.0010	17,000	3.1	0.0004	0.0005	17,000	3.1	0.0002	0.0002
0.8	2	25,000	24.6	0.0024	0.0063	23,000	17.7	0.0016	0.0031	21,000	11.8	0.0016	0.0024	21,000	11.8	0.0016	0.0016
0.8	3	25,000	24.6	0.0024	0.0063	23,000	17.7	0.0016	0.0031	21,000	11.8	0.0016	0.0024	21,000	11.8	0.0016	0.0016
0.8	4	25,000	24.6	0.0024	0.0063	23,000	17.7	0.0016	0.0031	21,000	11.8	0.0016	0.0024	21,000	11.8	0.0016	0.0016
0.8	5	24,000	14.8	0.0024	0.0047	21,000	9.8	0.0016	0.0024	19,000	7.9	0.0016	0.0020	19,000	7.9	0.0008	0.0010
0.8	6	24,000	14.8	0.0024	0.0047	21,000	9.8	0.0016	0.0024	19,000	7.9	0.0016	0.0020	19,000	7.9	0.0008	0.0010
0.8	7	24,000	14.8	0.0024	0.0047	21,000	9.8	0.0016	0.0024	19,000	7.9	0.0016	0.0020	19,000	7.9	0.0008	0.0010
0.8	8	22,000	8.9	0.0024	0.0047	19,000	5.9	0.0016	0.0024	17,000	5.9	0.0016	0.0020	17,000	5.9	0.0008	0.0010
0.8	9	22,000	8.9	0.0024	0.0047	19,000	5.9	0.0016	0.0024	17,000	5.9	0.0016	0.0020	17,000	5.9	0.0008	0.0010
0.8	10	22,000	8.9	0.0024	0.0047	19,000	5.9	0.0016	0.0024	17,000	5.9	0.0016	0.0020	17,000	5.9	0.0008	0.0010
0.8	12	20,000	8.9	0.0024	0.0047	19,000	5.9	0.0016	0.0024	17,000	5.9	0.0016	0.0020	17,000	5.9	0.0008	0.0010
1	2.5	25,000	31.6	0.0030	0.0079	25,000	23.6	0.0020	0.0039	21,000	15.7	0.0020	0.0031	21,000	15.7	0.0020	0.0020
1	3	25,000	26.4	0.0030	0.0079	25,000	19.7	0.0020	0.0039	21,000	11.8	0.0020	0.0031	21,000	11.8	0.0020	0.0020
1	4	25,000	26.4	0.0030	0.0079	25,000	19.7	0.0020	0.0039	21,000	11.8	0.0020	0.0031	21,000	11.8	0.0020	0.0020
1	5	21,000	17.7	0.0030	0.0079	19,000	11.8	0.0020	0.0039	16,000	7.9	0.0020	0.0031	16,000	7.9	0.0020	0.0020
1	6	21,000	17.7	0.0030	0.0079	19,000	11.8	0.0020	0.0039	16,000	7.9	0.0020	0.0031	16,000	7.9	0.0020	0.0020
1	7	21,000	17.7	0.0030	0.0059	19,000	11.8	0.0020	0.0030	16,000	7.9	0.0020	0.0024	16,000	7.9	0.0012	0.0012
1	8	21,000	17.7	0.0030	0.0059	19,000	11.8	0.0020	0.0030	16,000	7.9	0.0020	0.0024	16,000	7.9	0.0012	0.0012
1	9	21,000	17.7	0.0030	0.0059	19,000	11.8	0.0020	0.0030	16,000	7.9	0.0020	0.0024	16,000	7.9	0.0012	0.0012
1	10	18,000	11.8	0.0024	0.0047	17,000	7.9	0.0012	0.0020	14,000	5.9	0.0012	0.0016	14,000	5.9	0.0004	0.0006
1	12	18,000	11.8	0.0024	0.0047	17,000	7.9	0.0012	0.0020	14,000	5.9	0.0012	0.0016	14,000	5.9	0.0004	0.0006
1	14	18,000	11.8	0.0024	0.0047	17,000	7.9	0.0012	0.0020	14,000	5.9	0.0012	0.0016	14,000	5.9	0.0004	0.0006
1	16	16,000	11.8	0.0024	0.0047	13,000	7.9	0.0012	0.0020	10,000	5.9	0.0012	0.0016	10,000	5.9	0.0004	0.0006
1	18	16,000	11.8	0.0024	0.0047	13,000	7.9	0.0012	0.0020	10,000	5.9	0.0012	0.0016	10,000	5.9	0.0004	0.0006
1	20	16,000	11.8	0.0024	0.0047	13,000	7.9	0.0012	0.0020	10,000	5.9	0.0012	0.0016	10,000	5.9	0.0004	0.0006
1	22	16,000	8.9	0.0020	0.0020	13,000	5.9	0.0008	0.0010	10,000	3.9	0.0008	0.0008	10,000	3.9	0.0002	0.0002
1.2	4	20,000	29.5	0.0035	0.0094	17,000	19.7	0.0024	0.0047	14,000	11.8	0.0024	0.0039	14,000	11.8	0.0024	0.0024
1.2	6	20,000	17.7	0.0035	0.0094	17,000	11.8	0.0024	0.0047	14,000	7.9	0.0024	0.0039	14,000	7.9	0.0024	0.0024
1.2	8	20,000	17.7	0.0035	0.0094	17,000	11.8	0.0024	0.0047	14,000	7.9	0.0024	0.0039	14,000	7.9	0.0024	0.0024
1.2	10	20,000	17.7	0.0035	0.0071	17,000	11.8	0.0024	0.0035	14,000	7.9	0.0024	0.0028	14,000	7.9	0.0012	0.0012
1.2	12	16,000	11.8	0.0035	0.0071	14,000	7.9	0.0024	0.0035	11,000	5.9	0.0024	0.0028	11,000	5.9	0.0012	0.0012
1.2	14	16,000	11.8	0.0035	0.0071	14,000	7.9	0.0024	0.0035	11,000	5.9	0.0024	0.0028	11,000	5.9	0.0004	0.0012

1. Use a rigid and precise machine and holder.
2. When chattering occurs, reduce the speed and feed simultaneously.
3. Use a suitable cutting fluid with high smoke retardant.





Standard Milling

Hardness		-		<32 HRC				33-41 HRC				42-50 HRC					
Work Material		Aluminum Copper Alloy				Cast Iron, Carbon Steel, Alloy Steel, Stainless Steel, Die Steel				Prehardened & Hardened Steel							
Cutting Speed		90-460 SFM				80-340 SFM				80-280 SFM				80-280 SFM			
Depth of Cut																	
Mill Dia.	L1 (mm)	Speed RPM	Feed in/min	aa (in)	ar (in)	Speed RPM	Feed in/min	aa (in)	ar (in)	Speed RPM	Feed in/min	aa (in)	ar (in)	Speed RPM	Feed in/min	aa (in)	ar (in)
1.2	16	16,000	11.8	0.0035	0.0071	14,000	7.9	0.0024	0.0035	11,000	5.9	0.0024	0.0028	11,000	5.9	0.0004	0.0012
1.2	18	16,000	11.8	0.0035	0.0071	14,000	7.9	0.0024	0.0035	11,000	5.9	0.0024	0.0028	11,000	5.9	0.0004	0.0012
1.2	20	16,000	11.8	0.0035	0.0071	14,000	7.9	0.0024	0.0035	11,000	5.9	0.0024	0.0028	11,000	5.9	0.0004	0.0012
1.2	24	16,000	11.8	0.0035	0.0071	14,000	7.9	0.0024	0.0035	11,000	5.9	0.0024	0.0028	11,000	5.9	0.0004	0.0012
1.4	8	18,000	17.7	0.0039	0.0110	15,500	11.8	0.0028	0.0055	12,000	9.8	0.0028	0.0039	12,000	9.8	0.0028	0.0028
1.4	12	18,000	17.7	0.0039	0.0079	15,500	11.8	0.0028	0.0039	12,000	9.8	0.0028	0.0031	12,000	9.8	0.0028	0.0028
1.4	16	13,000	11.8	0.0035	0.0071	12,000	7.9	0.0024	0.0035	9,000	5.9	0.0016	0.0028	9,000	5.9	0.0004	0.0012
1.5	3	20,000	35.4	0.0047	0.0118	15,000	23.6	0.0031	0.0059	12,000	19.7	0.0031	0.0047	12,000	11.8	0.0031	0.0039
1.5	4	20,000	35.4	0.0047	0.0118	15,000	23.6	0.0031	0.0059	12,000	19.7	0.0031	0.0047	12,000	11.8	0.0031	0.0039
1.5	6	18,000	29.5	0.0047	0.0118	15,000	19.7	0.0031	0.0059	12,000	13.8	0.0031	0.0047	12,000	11.8	0.0031	0.0039
1.5	8	17,000	17.7	0.0047	0.0118	15,000	11.8	0.0031	0.0059	12,000	9.8	0.0031	0.0047	12,000	9.8	0.0031	0.0039
1.5	10	17,000	17.7	0.0047	0.0118	15,000	11.8	0.0031	0.0059	12,000	9.8	0.0031	0.0047	12,000	9.8	0.0031	0.0039
1.5	12	17,000	17.7	0.0047	0.0094	15,000	11.8	0.0031	0.0047	12,000	9.8	0.0031	0.0035	12,000	9.8	0.0020	0.0024
1.5	14	17,000	17.7	0.0047	0.0094	15,000	11.8	0.0031	0.0047	12,000	9.8	0.0031	0.0035	12,000	9.8	0.0020	0.0024
1.5	16	13,000	11.8	0.0035	0.0071	12,000	7.9	0.0024	0.0039	9,500	5.9	0.0024	0.0028	9,500	5.9	0.0004	0.0012
1.5	18	13,000	11.8	0.0035	0.0071	12,000	7.9	0.0024	0.0039	9,500	5.9	0.0024	0.0028	9,500	5.9	0.0004	0.0012
1.5	20	13,000	11.8	0.0035	0.0071	12,000	7.9	0.0024	0.0039	9,500	5.9	0.0024	0.0028	9,500	5.9	0.0004	0.0012
1.5	22	13,000	11.8	0.0035	0.0071	12,000	7.9	0.0024	0.0039	9,500	5.9	0.0024	0.0028	9,500	5.9	0.0004	0.0012
1.5	30	13,000	11.8	0.0035	0.0071	12,000	7.9	0.0024	0.0039	9,500	5.9	0.0024	0.0028	9,500	5.9	0.0004	0.0012
1.6	4	20,000	35.4	0.0047	0.0126	14,000	23.6	0.0031	0.0063	11,000	19.7	0.0031	0.0051	11,000	13.8	0.0031	0.0039
1.6	8	16,500	17.7	0.0047	0.0126	14,000	11.8	0.0031	0.0063	11,000	9.8	0.0031	0.0051	11,000	9.8	0.0031	0.0039
1.6	12	16,500	17.7	0.0047	0.0094	14,000	11.8	0.0031	0.0047	11,000	9.8	0.0031	0.0031	11,000	9.8	0.0020	0.0020
1.6	16	11,500	11.8	0.0047	0.0094	11,000	7.9	0.0031	0.0047	9,000	5.9	0.0031	0.0031	9,000	5.9	0.0020	0.0020
1.6	20	11,500	11.8	0.0035	0.0079	11,000	7.9	0.0024	0.0047	9,000	5.9	0.0024	0.0030	9,000	5.9	0.0006	0.0012
1.8	8	16,500	23.6	0.0051	0.0142	14,000	15.7	0.0035	0.0071	11,000	11.8	0.0035	0.0063	11,000	11.8	0.0035	0.0047
1.8	12	16,500	23.6	0.0051	0.0142	14,000	15.7	0.0035	0.0071	11,000	11.8	0.0035	0.0063	11,000	11.8	0.0035	0.0047
1.8	16	16,500	23.6	0.0051	0.0106	14,000	15.7	0.0035	0.0055	11,000	11.8	0.0035	0.0047	11,000	11.8	0.0020	0.0024
1.8	20	11,000	11.8	0.0039	0.0087	11,000	7.9	0.0024	0.0051	8,000	7.9	0.0024	0.0031	8,000	7.9	0.0008	0.0012
2	3	16,500	53.1	0.0059	0.0220	16,500	35.4	0.0039	0.0110	13,500	31.5	0.0039	0.0110	13,500	27.6	0.0039	0.0079
2	4	16,500	41.3	0.0059	0.0220	16,500	27.6	0.0039	0.0110	13,500	19.7	0.0039	0.0110	13,500	19.7	0.0039	0.0079
2	6	16,500	41.3	0.0059	0.0220	16,500	27.6	0.0039	0.0110	13,500	19.7	0.0039	0.0110	13,500	19.7	0.0039	0.0079
2	8	16,500	41.3	0.0059	0.0220	16,500	27.6	0.0039	0.0110	13,500	19.7	0.0039	0.0110	13,500	19.7	0.0039	0.0079
2	10	14,000	29.5	0.0059	0.0220	13,000	19.7	0.0039	0.0110	10,000	11.8	0.0039	0.0110	10,000	11.8	0.0039	0.0079
2	12	14,000	29.5	0.0059	0.0220	13,000	19.7	0.0039	0.0110	10,000	11.8	0.0039	0.0110	10,000	11.8	0.0039	0.0079
2	14	14,000	29.5	0.0059	0.0220	13,000	19.7	0.0039	0.0110	10,000	11.8	0.0039	0.0110	10,000	11.8	0.0039	0.0079
2	16	14,000	29.5	0.0059	0.165	13,000	19.7	0.0039	0.0083	10,000	11.8	0.0039	0.0071	10,000	11.8	0.0024	0.0039
2	18	14,000	29.5	0.0059	0.165	13,000	19.7	0.0039	0.0083	10,000	11.8	0.0039	0.0071	10,000	11.8	0.0024	0.0039
2	20	11,000	14.8	0.0059	0.165	10,000	9.8	0.0039	0.0083	8,000	7.9	0.0039	0.0071	8,000	7.9	0.0024	0.0039
2	22	11,000	14.8	0.0059	0.165	10,000	9.8	0.0039	0.0083	8,000	7.9	0.0039	0.0071	8,000	7.9	0.0024	0.0039
2	25	11,000	14.8	0.0059	0.165	10,000	9.8	0.0039	0.0083	8,000	7.9	0.0039	0.0071	8,000	7.9	0.0024	0.0039
2	30	11,000	14.8	0.0059	0.165	10,000	9.8	0.0039	0.0083	8,000	7.9	0.0039	0.0071	8,000	7.9	0.0024	0.0039
2	35	10,000	14.8	0.0059	0.165	10,000	9.8	0.0039	0.0083	8,000	7.9	0.0039	0.0071	8,000	7.9	0.0024	0.0039
2	40	10,000	11.8	0.0059	0.165	10,000	7.9	0.0039	0.0083	8,000	6.3	0.0039	0.0071	8,000	6.3	0.0024	0.0039
2.5	6	16,000	41.3	0.0071	0.0276	12,000	27.6	0.0047	0.0138	10,000	23.6	0.0047	0.0118	10,000	23.6	0.0039	0.0098
2.5	10	14,000	41.3	0.0071	0.0276	12,000	27.6	0.0047	0.0138	10,000	23.6	0.0047	0.0118	10,000	23.6	0.0039	0.0098
2.5	15	14,000	23.6	0.0071	0.0276	10,000	15.7	0.0047	0.0138	8,500	11.8	0.0047	0.0118	8,500	11.8	0.0039	0.0098
2.5	20	12,000	23.6	0.0071	0.0220	10,000	15.7	0.0047	0.0110	8,500	11.8	0.0047	0.0079	8,500	11.8	0.0031	0.0059
2.5	25	12,000	17.7	0.0071	0.0220	8,000	11.8	0.0047	0.0110	6,500	9.8	0.0047	0.0079	6,500	9.8	0.0031	0.0059
2.5	30	12,000	14.8	0.0071	0.0220	8,000	9.8	0.0047	0.0110	6,500	7.9	0.0047	0.0079	6,500	7.9	0.0031	0.0059
2.5	35	12,000	14.8	0.0071	0.0220	8,000	9.8	0.0047	0.0110	6,500	7.9	0.0047	0.0079	6,500	7.9	0.0031	0.0059
3	6	15,000	47.2	0.0079	0.0331	9,500	31.5	0.0059	0.0165	7,500	23.6	0.0059	0.0165	7,500	23.6	0.0059	0.0118
3	8	12,000	35.4	0.0079	0.0331	9,500	23.6	0.0059	0.0165	7,500	15.7	0.0059	0.0142	7,500	15.7	0.0059	0.0118
3	10	12,000	35.4	0.0079	0.0331	9,500	23.6	0.0059	0.0165	7,500	15.7	0.0059	0.0142	7,500	15.7	0.0059	0.0118
3	12	10,000	35.4	0.0079	0.0331	9,500	23.6	0.0059	0.0165	7,500	15.7	0.0059	0.0142	7,500	15.7	0.0059	0.0118

- Use a rigid and precise machine and holder.
- When chattering occurs, reduce the speed and feed simultaneously.
- Use a suitable cutting fluid with high smoke retardant.

CONTINUED





List 3690 : Ball End, Regular Length, 2 Flute, Long Neck, Rib Processing (Continued)

List 3790 : Ball End, Regular Length, 2 Flute, Long Neck, Rib Processing (Continued)

Standard Milling

Hardness		-				<32 HRC				33-41 HRC				42-50 HRC			
Work Material		Aluminum Copper Alloy				Cast Iron, Carbon Steel, Alloy Steel, Stainless Steel, Die Steel				Prehardened & Hardened Steel							
Cutting Speed		90-460 SFM				80-340 SFM				80-280 SFM				80-280 SFM			
Depth of Cut																	
Mill Dia.	L1 (mm)	Speed RPM	Feed in/min	aa (in)	ar (in)	Speed RPM	Feed in/min	aa (in)	ar (in)	Speed RPM	Feed in/min	aa (in)	ar (in)	Speed RPM	Feed in/min	aa (in)	ar (in)
3	14	10,000	35.4	0.0079	0.0331	9,500	23.6	0.0059	0.0165	7,500	15.7	0.0059	0.0142	7,500	15.7	0.0059	0.0118
3	15	10,000	23.6	0.0079	0.0331	8,500	15.7	0.0059	0.0165	6,500	9.8	0.0059	0.0142	6,500	9.8	0.0059	0.0118
3	16	10,000	17.7	0.0079	0.0331	8,500	11.8	0.0059	0.0165	6,500	9.8	0.0059	0.0142	6,500	9.8	0.0059	0.0118
3	20	10,000	17.7	0.0079	0.0331	8,500	11.8	0.0059	0.0165	6,500	9.8	0.0059	0.0142	6,500	9.8	0.0059	0.0118
3	25	10,000	17.7	0.0079	0.0331	8,500	11.8	0.0059	0.0165	6,500	9.8	0.0059	0.0118	6,500	9.8	0.0035	0.0059
3	30	9,000	14.8	0.0079	0.0331	7,500	9.8	0.0059	0.0165	6,000	7.9	0.0059	0.0118	6,000	7.9	0.0035	0.0059
3	35	9,000	14.8	0.0079	0.0331	7,500	9.8	0.0059	0.0165	6,000	7.9	0.0059	0.0118	6,000	7.9	0.0035	0.0059
3	40	9,000	14.8	0.0079	0.0331	7,500	9.8	0.0059	0.0165	6,000	7.9	0.0059	0.0118	6,000	7.9	0.0035	0.0059
3.5	10	10,000	41.3	0.0157	0.0386	8,500	27.6	0.0059	0.0193	6,500	19.7	0.0059	0.0165	6,500	19.7	0.0059	0.0138
3.5	15	10,000	35.4	0.0157	0.0386	8,500	23.6	0.0059	0.0193	6,500	15.7	0.0059	0.0165	6,500	15.7	0.0059	0.0138
3.5	20	8,000	29.5	0.0157	0.0386	7,500	19.7	0.0059	0.0193	5,500	11.8	0.0059	0.0165	5,500	11.8	0.0059	0.0138
3.5	25	8,000	23.6	0.0157	0.0386	7,500	15.7	0.0059	0.0193	5,500	10.8	0.0059	0.0165	5,500	10.8	0.0059	0.0138
3.5	30	8,000	17.7	0.0157	0.0386	7,500	11.8	0.0059	0.0193	5,500	9.8	0.0059	0.0138	5,500	9.8	0.0039	0.0079
3.5	35	8,000	14.8	0.0157	0.0386	6,000	9.8	0.0059	0.0193	5,000	7.9	0.0059	0.0138	5,000	7.9	0.0039	0.0079
3.5	40	6,000	14.8	0.0118	0.0386	6,000	9.8	0.0059	0.0193	5,000	7.9	0.0059	0.0138	5,000	7.9	0.0039	0.0079
3.5	45	6,000	14.8	0.0118	0.0386	6,000	9.8	0.0059	0.0193	5,000	7.9	0.0059	0.0138	5,000	7.9	0.0039	0.0079
4	8	11,000	47.2	0.0197	0.0504	7,500	31.5	0.0079	0.0252	6,000	27.6	0.0079	0.0236	6,000	27.6	0.0079	0.0157
4	10	9,000	35.4	0.0197	0.0504	7,500	23.6	0.0079	0.0252	6,000	15.7	0.0079	0.0236	6,000	15.7	0.0079	0.0157
4	12	9,000	35.4	0.0197	0.0504	7,500	23.6	0.0079	0.0252	6,000	15.7	0.0079	0.0236	6,000	15.7	0.0079	0.0157
4	14	9,000	35.4	0.0197	0.0504	7,500	23.6	0.0079	0.0252	6,000	15.7	0.0079	0.0236	6,000	15.7	0.0079	0.0157
4	15	9,000	35.4	0.0197	0.0504	7,500	23.6	0.0079	0.0252	6,000	15.7	0.0079	0.0236	6,000	15.7	0.0079	0.0157
4	16	9,000	35.4	0.0197	0.0504	7,500	23.6	0.0079	0.0252	6,000	15.7	0.0079	0.0236	6,000	15.7	0.0079	0.0157
4	20	7,000	23.6	0.0197	0.0504	6,000	15.7	0.0079	0.0252	5,000	9.8	0.0079	0.0236	5,000	9.8	0.0079	0.0157
4	25	7,000	23.6	0.0197	0.0504	6,000	15.7	0.0079	0.0252	5,000	9.8	0.0079	0.0236	5,000	9.8	0.0079	0.0157
4	30	7,000	23.6	0.0157	0.0504	6,000	15.7	0.0079	0.0252	5,000	9.8	0.0079	0.0220	5,000	9.8	0.0047	0.0079
4	35	7,000	23.6	0.0157	0.0504	6,000	15.7	0.0079	0.0252	5,000	9.8	0.0079	0.0220	5,000	9.8	0.0047	0.0079
4	40	5,000	14.8	0.0138	0.0504	5,000	9.8	0.0079	0.0252	4,000	7.9	0.0079	0.0220	4,000	7.9	0.0047	0.0079
4	45	5,000	14.8	0.0138	0.0504	5,000	9.8	0.0079	0.0252	4,000	7.9	0.0079	0.0220	4,000	7.9	0.0047	0.0079
4	50	5,000	14.8	0.0138	0.0504	5,000	9.8	0.0079	0.0252	4,000	7.9	0.0079	0.0220	4,000	7.9	0.0047	0.0079
5	10	9,000	53.1	0.0236	0.0709	6,500	35.4	0.0098	0.0354	5,000	29.5	0.0098	0.0276	5,000	29.5	0.0098	0.0197
5	15	9,000	53.1	0.0236	0.0709	6,500	35.4	0.0098	0.0354	5,000	29.5	0.0098	0.0276	5,000	29.5	0.0098	0.0197
5	20	7,000	29.5	0.0236	0.0709	6,500	19.7	0.0098	0.0354	5,000	15.7	0.0098	0.0276	5,000	15.7	0.0098	0.0197
5	25	6,000	29.5	0.0236	0.0709	5,000	19.7	0.0098	0.0354	4,000	9.8	0.0098	0.0276	4,000	9.8	0.0098	0.0197
5	30	6,000	29.5	0.0236	0.0709	5,000	19.7	0.0098	0.0354	4,000	9.8	0.0098	0.0276	4,000	9.8	0.0098	0.0197
5	35	6,000	29.5	0.0236	0.0709	5,000	19.7	0.0098	0.0354	4,000	9.8	0.0098	0.0276	4,000	9.8	0.0098	0.0197
5	40	5,000	23.6	0.0157	0.0709	4,000	15.7	0.0098	0.0354	4,000	7.9	0.0098	0.0236	4,000	7.9	0.0079	0.0098
5	45	5,000	23.6	0.0157	0.0709	4,000	15.7	0.0098	0.0354	4,000	7.9	0.0098	0.0236	4,000	7.9	0.0079	0.0098
5	50	5,000	17.7	0.0157	0.0709	4,000	11.8	0.0098	0.0354	4,000	7.9	0.0098	0.0236	4,000	7.9	0.0079	0.0098
6	10	7,000	59.1	0.0295	0.0945	5,500	39.4	0.0118	0.0472	4,500	31.5	0.0118	0.0378	4,500	31.5	0.0118	0.0236
6	20	7,000	47.2	0.0295	0.0945	5,500	31.5	0.0118	0.0472	4,500	23.6	0.0118	0.0378	4,500	23.6	0.0118	0.0236
6	25	6,000	35.4	0.0295	0.0945	5,500	23.6	0.0118	0.0472	4,500	15.7	0.0118	0.0378	4,500	15.7	0.0118	0.0236
6	30	5,000	23.6	0.0295	0.0945	4,000	15.7	0.0118	0.0472	4,000	11.8	0.0118	0.0378	4,000	11.8	0.0118	0.0236
6	35	5,000	23.6	0.0295	0.0945	4,000	15.7	0.0118	0.0472	4,000	11.8	0.0118	0.0378	4,000	11.8	0.0118	0.0236
6	40	5,000	23.6	0.0236	0.0945	4,000	15.7	0.0118	0.0472	4,000	11.8	0.0118	0.0378	4,000	11.8	0.0118	0.0236
6	45	5,000	23.6	0.0236	0.0945	4,000	15.7	0.0118	0.0472	4,000	11.8	0.0118	0.0378	4,000	11.8	0.0118	0.0236
6	50	5,000	23.6	0.0236	0.0945	4,000	15.7	0.0118	0.0472	4,000	11.8	0.0118	0.0378	4,000	11.81	0.0118	0.0118

1. Use a rigid and precise machine and holder.
2. When chattering occurs, reduce the speed and feed simultaneously.
3. Use a suitable cutting fluid with high smoke retardant.

ABOUT OSG

DRILLING

THREADING

MILLING

HOLDERS

INDEX





List 3711 - EXOCARB® WXL®: 2 Flute, Ball End, Stub Length, Long Shank

Side Milling

Hardness	-		<20 HRC		20-30 HRC		30-38 HRC		38-45 HRC		45-55 HRC		55-60 HRC	
Work Material	Cast Iron		Mild Steels Carbon Steels		Alloy Steels Tool Steels		Hardened Steels Pre-hardened Steels		Stainless Steel Hardened Steels		Hardened Steels		Hardened Steels	
Cutting Speed	330-490 SFM		330-390 SFM		300-330 SFM		230-260 SFM		200-230 SFM		170-200 SFM		120-150 SFM	
Depth of Cut											aa=0.05D ar=0.1D			
Mill Dia.	Speed RPM	Feed in/min	Speed RPM	Feed in/min	Speed RPM	Feed in/min	Speed RPM	Feed in/min	Speed RPM	Feed in/min	Speed RPM	Feed in/min	Speed RPM	Feed in/min
1	25,000	50.0	25,000	50.0	25,000	50.0	25,000	50.0	22,000	35.2	19,000	26.6	14,000	19.6
2	23,500	79.9	19,000	64.6	15,500	52.7	12,500	42.5	11,000	35.2	9,500	26.6	7,150	20.0
3	15,500	74.4	12,500	60.0	10,500	50.4	8,450	40.6	7,400	32.6	6,350	25.4	4,750	19.0
4	11,500	69.0	9,500	57.0	7,950	47.7	6,350	38.1	5,550	31.1	4,750	24.7	3,550	18.5
5	9,500	72.2	7,600	57.8	6,350	48.3	5,050	38.4	4,450	32.0	3,800	25.8	2,850	19.4
6	7,950	70.0	6,350	55.9	5,300	46.6	4,200	37.0	3,700	31.1	3,150	25.2	2,350	18.8
8	5,950	71.4	4,750	57.0	3,950	47.4	3,150	37.8	2,750	31.9	2,350	26.3	1,750	19.6
10	4,750	67.5	3,800	54.0	3,150	44.7	2,500	35.5	2,200	30.4	1,900	25.5	1,400	18.8
12	3,950	67.2	3,150	53.6	2,650	45.1	2,100	35.7	1,850	30.7	1,550	24.8	1,150	18.4
14	3,400	57.8	2,700	45.9	2,250	38.3	1,800	30.6	1,550	25.7	1,350	21.6	1,000	16.0
16	2,950	50.2	2,350	40.0	1,950	33.2	1,550	26.4	1,350	22.4	1,150	18.4	895	14.3
18	2,650	45.1	2,100	35.7	1,750	29.8	1,400	23.8	1,200	19.9	1,050	16.8	795	12.7
20	2,350	40.0	1,900	32.3	1,550	26.4	1,250	21.3	1,100	18.3	955	15.3	715	11.4
25	1,900	32.3	1,500	25.5	1,250	21.3	1,000	17.0	890	14.8	760	12.2	570	9.1
30	1,550	26.4	1,250	21.3	1,050	17.9	845	14.4	740	12.3	635	10.2	475	7.6

1. Use a rigid and precise machine and holder.
2. Use a suitable cutting fluid with high smoke retardant.
3. When the length of tool extension from the machine is long, reduce the speed and feed.

ABOUT OSG

DRILLING

THREADING

MILLING

HOLDERS

INDEX

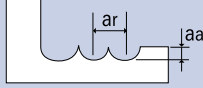




List 4413: Ball Nose, Regular Length, 2 Flute, Sphere Type

Profiling

Hardness	<20 HRC		20-30 HRC		30-38 HRC		38-45 HRC		45-55 HRC		55-60 HRC	
Work Material	Mild Steels Carbon Steels Cast Iron		Alloy Steels Tool Steels		Hardened Steels Pre-hardened Steels		Stainless Steels Pre-hardened Steels		Hardened Steels		Hardened Steels	
Cutting Speed	720 SFM		640 SFM		580 SFM		560 SFM		520 SFM		440 SFM	
Depth of Cut	$a_a=0.05D$ $a_r=0.1D$						$a_a=0.02D$ $a_r=0.1D$					
Mill Dia.	Speed RPM	Feed in/min	Speed RPM	Feed in/min	Speed RPM	Feed in/min	Speed RPM	Feed in/min	Speed RPM	Feed in/min	Speed RPM	Feed in/min
1/16	25,000	48.9	25,000	43.0	25,000	43.0	25,000	43.0	25,000	43.0	25,000	39.9
3/32	25,000	83.7	25,000	65.9	23,650	62.3	22,800	60.1	21,200	55.8	17,950	45.9
1/8	22,000	98.2	19,550	71.0	17,700	61.2	17,100	57.0	15,900	53.6	13,450	44.0
3/16	14,650	91.2	13,050	72.0	11,800	63.9	11,400	59.8	10,600	56.1	8,950	48.1
1/4	11,000	85.6	9,800	71.9	8,850	66.0	8,550	63.0	7,950	58.8	6,700	49.1
5/16	8,800	70.7	7,800	53.6	7,100	48.5	6,850	47.2	6,350	43.0	5,400	37.8
3/8	7,350	59.1	6,500	42.2	5,900	38.8	5,700	38.5	5,300	35.6	4,500	30.3
1/2	5,500	47.2	4,900	31.0	4,450	29.5	4,300	30.0	3,950	28.0	3,350	22.7



ABOUT OSG

DRILLING

THREADING

MILLING

HOLDERS

INDEX





List 4513: Ball Nose, Regular Length, 2 Flute, Sphere Type

Profiling

Hardness	<20 HRC		20-30 HRC		30-38 HRC		38-45 HRC		45-55 HRC		55-60 HRC	
Work Material	Mild Steels Carbon Steels Cast Iron		Alloy Steels Tool Tool		Hardened Steels Pre-hardened Steels		Stainless Steels Pre-hardened Steels		Hardened Steels		Hardened Steels	
Cutting Speed	720 SFM		640 SFM		580 SFM		470 SFM		520 SFM		440 SFM	
Depth of Cut	$a_a=0.05D$ $a_r=0.1D$									$a_a=0.02D$ $a_r=0.1D$		
Mill Dia.	Speed RPM	Feed in/min	Speed RPM	Feed in/min	Speed RPM	Feed in/min	Speed RPM	Feed in/min	Speed RPM	Feed in/min	Speed RPM	Feed in/min
1	25,000	26.5	25,000	26.5	25,000	26.5	25,000	26.5	25,000	26.5	25,000	23.3
2	25,000	70.3	24,000	53.1	24,000	53.1	23,500	51.2	24,000	53.1	22,000	47.2
4	17,500	98.4	15,500	70.9	14,000	61.0	11,500	49.2	12,500	53.1	11,000	45.3
5	14,000	91.5	12,400	71.9	11,250	64.0	10,900	60.0	10,100	56.1	8,550	48.3
6	11,500	84.6	10,500	72.8	9,500	66.9	7,950	55.1	8,450	59.1	7,400	51.2
8	8,750	70.9	7,950	55.1	7,150	49.2	5,950	41.3	6,350	43.3	5,550	39.2
10	7,000	59.1	6,350	43.3	5,700	39.4	4,750	33.7	5,050	35.6	4,450	31.5

1. Use a rigid and precise machine and holder.
2. Use a suitable cutting fluid with high smoke retardant.





List 4581: 4 Flute, Ball End, Tapered

Slotting

Hardness	<20 HRC			20-30 HRC			30-38 HRC			38-45 HRC			45-55 HRC		
Work Material	Mild Steels Carbon Steels Cast Iron			Alloy Steels Tool Steels			Hardened Steels Pre-hardened Steels			Stainless Steels Hardened Steels			Hardened Steels		
Cutting Speed	400 SFM			330 SFM			300 SFM			240 SFM			160 SFM		
Depth of Cut															
Mill Dia.	Speed (RPM)	Feed (in/min)	aa	Speed (RPM)	Feed (in/min)	aa	Speed (RPM)	Feed (in/min)	aa	Speed (RPM)	Feed (in/min)	aa	Speed (RPM)	Feed (in/min)	aa
0.5	25,000	20.0	0.0004	25,000	20.0	0.0004	25,000	20.0	0.0004	25,000	20.0	0.0004	25,000	10.0	0.0002
0.6	25,000	42.5	0.0009	25,000	42.5	0.0009	25,000	42.5	0.0009	25,000	42.5	0.0009	25,000	22.5	0.0005
0.7	25,000	65.0	0.0013	25,000	65.0	0.0013	25,000	65.0	0.0013	25,000	65.0	0.0013	22,178	31.0	0.0007
0.8	25,000	87.5	0.0018	25,000	87.5	0.0018	25,000	87.5	0.0018	25,000	87.5	0.0018	19,406	36.9	0.0010
0.9	25,000	110.0	0.0022	25,000	110.0	0.0022	25,000	110.0	0.0022	25,000	110.0	0.0022	17,249	41.4	0.0012
1.0	25,000	132.5	0.0027	25,000	132.5	0.0027	25,000	132.5	0.0027	23,287	123.4	0.0027	15,524	45.0	0.0015
1.2	25,000	155.0	0.0031	25,000	155.0	0.0031	24,257	150.4	0.0031	19,406	120.3	0.0031	12,937	44.0	0.0017
1.5	25,000	177.5	0.0036	21,346	151.6	0.0036	19,406	137.8	0.0036	15,524	110.2	0.0036	10,350	40.4	0.0020
1.6	24,257	194.1	0.0040	20,012	160.1	0.0040	18,193	145.5	0.0040	14,554	116.4	0.0040	9,703	42.7	0.0022
1.8	21,562	191.9	0.0045	17,788	158.3	0.0045	16,171	143.9	0.0045	12,937	115.1	0.0045	8,625	42.3	0.0025
2.0	19,406	190.2	0.0049	16,010	156.9	0.0049	14,554	142.6	0.0049	11,643	114.1	0.0049	7,762	41.9	0.0027
2.5	15,524	166.1	0.0054	12,808	137.0	0.0054	11,643	124.6	0.0054	9,315	99.7	0.0054	6,210	36.6	0.0030
3.0	12,937	150.1	0.0058	10,673	123.8	0.0058	9,703	112.6	0.0058	7,762	90.0	0.0058	5,175	33.1	0.0032

1. To achieve flute depth, sequential use of each neck length is most effective.
2. When corner processing, reduce the feed rate by approximately half.
3. Use cutting fluid.

ABOUT OSG

DRILLING

THREADING

MILLING

HOLDERS

INDEX





List 4730 & 4630: 3-Flute, Stub Length, Ball End

Hardness		-	-	-	-	45 HRC	65 HRC	70 HRC															
Work Material		Stainless Steel	Cobalt-Chromium Alloy (Stellite)	Titanium Alloy	Ni-Based Alloy (Inconel 718)	Hardened Steel																	
SFM		195-260	165-230	135-190	70-130	165-230	135-190	70-130															
Depth of Cut		<table border="1" style="display: inline-table; margin-left: 20px;"> <thead> <tr> <th>Dia</th> <th>aa</th> <th>ar</th> </tr> </thead> <tbody> <tr> <td>R≤6</td> <td>≤0.15D</td> <td rowspan="2">0.05D</td> </tr> <tr> <td>R>6</td> <td>≤3mm</td> </tr> </tbody> </table>														Dia	aa	ar	R≤6	≤0.15D	0.05D	R>6	≤3mm
Dia	aa	ar																					
R≤6	≤0.15D	0.05D																					
R>6	≤3mm																						
Mill Dia.	Non-Tapered Neck Length	Speed (RPM)	Feed (in/min)	Speed (RPM)	Feed (in/min)	Speed (RPM)	Feed (in/min)	Speed (RPM)	Feed (in/min)	Speed (RPM)	Feed (in/min)	Speed (RPM)	Feed (in/min)	Speed (RPM)	Feed (in/min)								
-	2	4	11100	43.3	9500	37.0	8000	31.1	4800	18.9	9500	37.0	8000	31.1	4800	18.9							
		8	5600	19.7	4800	16.9	4300	15.4	2600	9.1	4800	16.9	4300	15.4	2600	9.1							
3/32	-	3/16	9371	36.6	8020	31.2	6754	26.3	4052	16.0	8020	31.2	6754	26.3	4052	16.0							
		3/8	4728	16.6	4052	14.3	3630	13.0	2195	7.7	4052	14.3	3630	13.0	2195	7.7							
-	3	6	7400	43.3	6400	37.8	5300	31.5	3200	18.9	6400	37.8	5300	31.5	3200	18.9							
		12	4400	23.2	3800	20.1	3300	17.7	2000	10.6	3800	20.1	3300	17.7	2000	10.6							
1/8	-	1/4	7028	41.1	6078	35.9	5034	29.9	3039	17.9	6078	35.9	5034	29.9	3039	17.9							
		1/2	4179	22.0	3609	19.1	3134	16.8	1899	10.1	3609	19.1	3134	16.8	1899	10.1							
-	4	8	5600	42.5	4800	36.6	4000	30.3	2400	18.5	4800	36.6	4000	30.3	2400	18.5							
		16	3400	22.4	2900	19.3	2500	16.5	1500	9.8	2900	19.3	2500	16.5	1500	9.8							
3/16	-	3/8	4685	35.6	3956	30.2	3332	25.2	1978	15.2	3956	30.2	3332	25.2	1978	15.2							
		3/4	2844	18.7	2438	16.2	2032	13.4	1219	8.0	2438	16.2	2032	13.4	1219	8.0							
-	5	10	4500	42.5	3800	35.8	3200	30.3	1900	18.1	3800	35.8	3200	30.3	1900	18.1							
		20	2800	23.6	2400	20.5	2000	16.9	1200	11.0	2400	21.7	2000	16.9	1200	11.0							
-	6	-	3700	44.1	3200	37.8	2700	31.5	1600	18.9	3200	37.8	2700	31.5	1600	18.9							
1/4	-	-	3514	41.9	3012	35.6	2510	29.3	1506	17.8	3012	35.6	2510	29.3	1506	17.8							
5/16	-	-	2811	39.6	2431	34.3	2051	29.0	1216	17.1	2431	34.3	2051	29.0	1216	17.1							
-	8	-	2800	39.4	2400	33.9	2000	28.3	1200	16.9	2400	33.9	2000	28.3	1200	16.9							
-	10	-	2200	39.4	1900	33.9	1600	28.3	960	16.9	1900	33.9	1600	28.3	960	16.9							
-	12	-	1900	44.1	1600	37.8	1300	31.5	800	18.9	1600	37.8	1300	31.5	800	18.9							
9/16	-	-	1562	36.3	1325	31.3	1089	26.4	663	15.7	1325	31.3	1089	26.4	663	15.7							
-	16	-	1400	36.2	1200	31.1	1000	26.0	600	15.4	1200	31.1	1000	26.0	600	15.4							
3/4	-	-	1171	30.3	1030	26.7	843	21.9	506	13.0	1030	26.7	843	21.9	506	13.0							
-	20	-	1100	33.1	1000	28.3	800	23.6	480	14.2	1000	28.3	800	23.6	480	14.2							

1. This tool is recommended for the roughing of additive manufacturing and mold overlay surfaces.
2. Please use machines and holders that are rigid and highly accurate.
3. The values listed above are for reference. Please set the cutting condition in accordance with the actual machining environment.
4. Please reduce the feed rate when the depth of cut is greater than specified.
5. Please adjust the speed, feed and depth of cut accordingly when the overhang length is longer than specified.
6. Please use a suitable fluid with high smoke retardant properties.
7. During dry (no fluid) milling, please use air blow to remove disposable chips from the milling area and to eliminate chip packing.
8. Please use water-soluble coolant when machining stainless steel, cobalt-chromium based alloy, titanium alloy, and Ni-based alloy.
9. Tool runout should be kept to a minimum for maximum accuracy.
10. When the cutting load fluctuates in areas such as the corners, please reduce the rotational speed.

ABOUT OSG

DRILLING

THREADING

MILLING

HOLDERS

INDEX





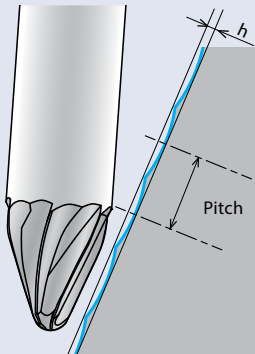
List 3785: EXOCARB VU-TBR: Using Peripheral Edge Radius (R2)

Hardness	< 30 HRC			30 - 45 HRC			45 - 55 HRC		
Work Material	Carbon Steel Alloy Steel			Hardened Steel Prehardened Steel			Hardened Steel Prehardened Steel		
Cutting Speed	360 SFM			300 SFM			230 SFM		
Depth of Cut	Aa = 0.012"			Aa = 0.012"			Aa = 0.012"		
Mill Dia.	Speed RPM	Feed in/min	Pitch	Speed RPM	Feed in/min	Pitch	Speed RPM	Feed in/min	Pitch
6 (R0.5 x R150 x 20°)	10700	133.9	Based on cusp height (See chart below)	8800	98.5	Based on cusp height (See chart below)	6800	63.0	Based on cusp height (See chart below)
8 (R1 x R150 x 20°)	7300	90.6		6000	67.0		4700	43.4	
10 (R1.5 x R300 x 20°)	5600	70.9		4600	51.2		3600	35.5	
12 (R2 x R300 x 20°)	4500	86.7		3700	63.0		2900	39.4	
16 (R2.5 x R500 x 20°)	3400	63.0		2800	47.3		2200	31.5	
16 (R3 x R500 x 20°)	3300	63.0		2700	43.4		2100	31.5	

1. This chart should be used when machining with the Peripheral Edge Radius, R2.
2. Use a rigid and precise machine and holder.
3. Use a coolant with low air-blow or fuming property according to the work material. MQL (oil mist coolant) is recommended for cutting hardened steels.
4. Using Peripheral Edge Radius (R2)" is the guide to use the intermediate position of peripheral edge radius. Please adjust the rotation speed, feed rate and cutting pitch based on the cutting shape, machine rigidity, workpiece and holding conditions.
5. When chattering, vibration or abnormal cutting noise occurs, please adjust the rotation speed, feed rate and cutting pitch.
6. In order to change the rotation speed, both the rotation speed and the feed rate should be changed at the same ratio.

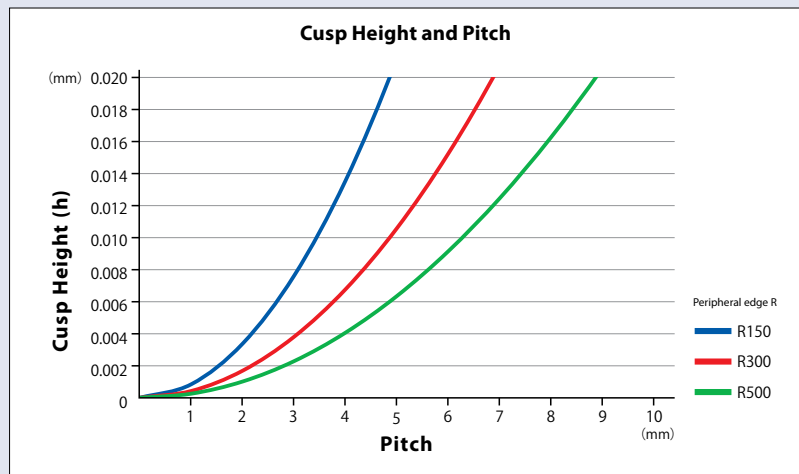
Theoretical Cusp Height

VU-TBR Taper Barrel Type



$$h = 0.5 \times (2 \times R2 - \sqrt{(2 \times R2)^2 - P^2})$$

h: Cusp Height P: Pitch R2: Peripheral Edge R





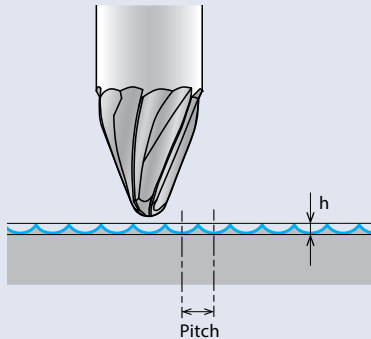
List 3785: EXOCARB VU-TBR: Using Tip Radius (R1)

Hardness	< 30 HRC			30 - 45 HRC			45 - 55 HRC		
Work Material	Carbon Steel Alloy Steel			Hardened Steel Prehardened Steel			Hardened Steel Prehardened Steel		
Cutting Speed	660 SFM			525 SFM			460 SFM		
Depth of Cut	D=6 Aa = 0.004" D=8 Aa = 0.008" D=10 Aa = 0.010" D≥12 Aa = 0.012"			D=6 Aa = 0.004" D=8 Aa = 0.008" D=10 Aa = 0.010" D≥12 Aa = 0.012"			D=6 Aa = 0.004" D=8 Aa = 0.008" D=10 Aa = 0.010" D≥12 Aa = 0.012"		
Mill Dia.	Speed RPM	Feed in/min	Pitch	Speed RPM	Feed in/min	Pitch	Speed RPM	Feed in/min	Pitch
6 (R0.5 x R150 x 20°)	19500	244.1	Based on cusp height (See chart below)	15600	173.3	Based on cusp height (See chart below)	13600	130.0	Based on cusp height (See chart below)
8 (R1 x R150 x 20°)	13300	169.3		10700	118.2		9300	86.7	
10 (R1.5 x R300 x 20°)	10300	130.0		8200	90.6		7200	67.0	
12 (R2 x R300 x 20°)	8300	157.5		6600	110.3		5800	82.7	
16 (R2.5 x R500 x 20°)	6300	118.2		5000	82.7		4400	63.0	
16 (R3 x R500 x 20°)	6000	114.2		4800	78.8		4200	59.1	

1. This chart should be used when machining with the Tip Radius, R1.
2. Use a rigid and precise machine and holder.
3. Use a coolant with low air-blow or fuming property according to the work material. MQL (oil mist coolant) is recommended for cutting hardened steels.
4. Using Tip Radius (R1) is the guide to use the tip radius. Please adjust the rotation speed, feed rate and cutting pitch based on the cutting shape, machine rigidity, workpiece and holding conditions.
5. When chattering, vibration or abnormal cutting noise occurs, please adjust the rotation speed, feed rate and cutting pitch.
6. In order to change the rotation speed, both the rotation speed and the feed rate should be changed at the same ratio.

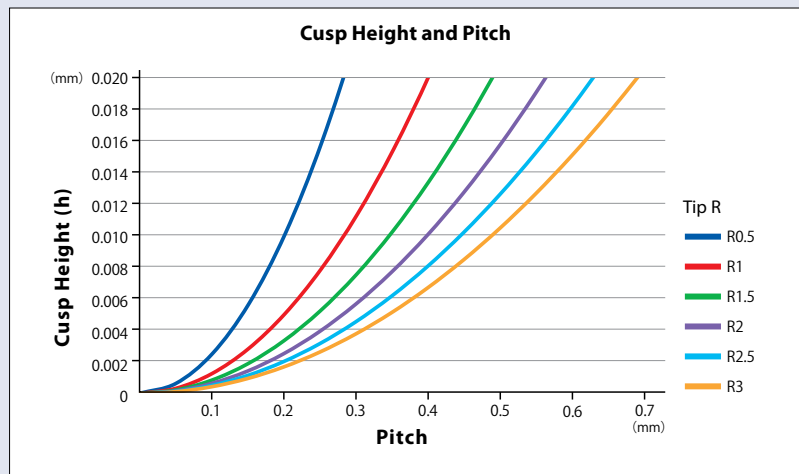
Theoretical Cusp Height

VU-TBR
Taper Barrel Type



$$h = 0.5 \times (2 \times R1 - \sqrt{(2 \times R1)^2 - P^2})$$

h: Cusp Height P: Pitch R1: Tip R





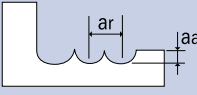
List 9010: MAX Ball, Stub Length, 2 Flute

List 9110: MAX Ball, Stub Length, 2 Flute

List 9011: MAX Ball, Long Shank, 2 Flute

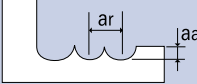
List 9111: MAX Ball, Long Shank, 2 Flute

High Speed Light Milling

Hardness	<45 HRC		<50 HRC		<55 HRC		<60 HRC		<65 HRC																							
Work Material	Hardened Steels		Hardened Steels		Hardened Steels		Hardened Steels		Hardened Steels																							
Cutting Speed	1,650 SFM		1,250 SFM		900 SFM		740 SFM		410 SFM																							
Depth of Cut	<table border="1"> <tr><th>Dia</th><th>a_a</th><th>a_r</th></tr> <tr><td>D≤2</td><td>0.6D</td><td>0.1D</td></tr> <tr><td>D≤4</td><td>0.1D</td><td>0.15D</td></tr> <tr><td>D≤10</td><td>0.2D</td><td>0.2D</td></tr> </table>			Dia	a _a	a _r	D≤2	0.6D	0.1D	D≤4	0.1D	0.15D	D≤10	0.2D	0.2D				<table border="1"> <tr><th>Dia</th><th>a_a</th><th>a_r</th></tr> <tr><td>D≤4</td><td>0.05D</td><td>0.1D</td></tr> <tr><td>D≤10</td><td>0.10D</td><td>0.15D</td></tr> </table>			Dia	a _a	a _r	D≤4	0.05D	0.1D	D≤10	0.10D	0.15D	a _a =0.02D a _r =0.1D	
	Dia	a _a	a _r																													
	D≤2	0.6D	0.1D																													
D≤4	0.1D	0.15D																														
D≤10	0.2D	0.2D																														
Dia	a _a	a _r																														
D≤4	0.05D	0.1D																														
D≤10	0.10D	0.15D																														
Mill Dia.	Speed RPM	Feed in/min	Speed RPM	Feed in/min	Speed RPM	Feed in/min	Speed RPM	Feed in/min	Speed RPM	Feed in/min																						
1	25,000	100	25,000	85	25,000	76	25,000	60	25,000	19																						
2	25,000	175	25,000	150	25,000	130	25,000	87	20,000	63																						
3	25,000	175	25,000	150	25,000	130	25,000	105	15,000	57																						
4	25,000	159	25,000	135	22,000	130	18,000	105	10,000	53																						
6	25,000	157	20,000	133	15,000	118	12,000	94	6,600	47																						
8	20,000	138	15,000	117	11,000	104	9,000	83	5,000	41																						
10	15,000	125	12,000	106	8,750	94	7,200	75	4,000	38																						

1. Use a rigid and precise machine and holder.
2. When chattering occurs, reduce the speed and feed simultaneously.
3. Use a suitable cutting fluid with high smoke retardant.

High Speed Light Milling

Hardness	<45 HRC		<50 HRC		<55 HRC		<60 HRC		<65 HRC																							
Work Material	Hardened Steels		Hardened Steels		Hardened Steels		Hardened Steels		Hardened Steels																							
Cutting Speed	1,600 SFM		1,300 SFM		1,000 SFM		790 SFM		430 SFM																							
Depth of Cut	<table border="1"> <tr><th>Dia</th><th>a_a</th><th>a_r</th></tr> <tr><td>D≤1/16</td><td>0.6D</td><td>0.1D</td></tr> <tr><td>D≤1/8</td><td>0.1D</td><td>0.15D</td></tr> <tr><td>D≤3/8</td><td>0.2D</td><td>0.2D</td></tr> </table>			Dia	a _a	a _r	D≤1/16	0.6D	0.1D	D≤1/8	0.1D	0.15D	D≤3/8	0.2D	0.2D				<table border="1"> <tr><th>Dia</th><th>a_a</th><th>a_r</th></tr> <tr><td>D≤1/8</td><td>0.05D</td><td>0.1D</td></tr> <tr><td>D≤3/8</td><td>0.10D</td><td>0.15D</td></tr> </table>			Dia	a _a	a _r	D≤1/8	0.05D	0.1D	D≤3/8	0.10D	0.15D	a _a =0.02D a _r =0.1D	
	Dia	a _a	a _r																													
	D≤1/16	0.6D	0.1D																													
D≤1/8	0.1D	0.15D																														
D≤3/8	0.2D	0.2D																														
Dia	a _a	a _r																														
D≤1/8	0.05D	0.1D																														
D≤3/8	0.10D	0.15D																														
Mill Dia.	Speed RPM	Feed in/min	Speed RPM	Feed in/min	Speed RPM	Feed in/min	Speed RPM	Feed in/min	Speed RPM	Feed in/min																						
1/32	25,000	100	25,000	85	25,000	76	25,000	60	25,000	19																						
1/16	25,000	150	25,000	140	25,000	120	25,000	68	20,000	57																						
1/8	25,000	175	25,000	150	25,000	130	25,000	105	15,000	63																						
3/16	25,000	159	25,000	143	17,000	125	16,000	100	9,000	50																						
1/4	25,000	157	20,000	133	15,000	118	12,000	94	6,600	47																						
5/16	20,000	138	15,000	117	11,000	104	9,000	83	5,000	41																						
3/8	15,000	125	12,000	106	8,750	94	7,200	75	4,000	38																						

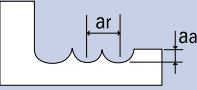
1. Use a rigid and precise machine and holder.
2. When chattering occurs, reduce the speed and feed simultaneously.
3. Use a suitable cutting fluid with high smoke retardant.





List 9191: CBN, Ball End, Long Length, 2 Flute

Standard Milling

Hardness	30-45 HRC		45-55 HRC		55-60 HRC		60-68 HRC	
Work Material	Hardened Steels Pre-hardened Steels		Hardened Steels					
Depth of Cut	$a_a=0.015D$ $a_r=0.04D$						$a_a=0.01D$ $a_r=0.03D$	
Mill Dia. (mm)	Speed RPM	Feed in/min	Speed RPM	Feed in/min	Speed RPM	Feed in/min	Speed RPM	Feed in/min
0.4	25,000	39.3	25,000	39.3	25,000	39.3	25,000	39.3
0.6	25,000	39.3	25,000	39.3	25,000	39.3	25,000	39.3
1.0	25,000	59.0	25,000	59.0	25,000	59.0	25,000	59.0
2.0	25,000	78.7	25,000	78.7	25,000	78.7	25,000	78.7
3.0	25,000	78.7	25,000	78.7	25,000	78.7	21,500	66.9

1. Use a rigid and precise machine and holder.
2. We suggest using air blow or MQL (mist).
3. When using low speed machines, use the maximum speed and adjust feed rate.
4. During heavy load operations such as corner processing, reduce the speed and feed.
5. The run out of the end mill should be within 10 microns (.0004") after chucking.

ABOUT OSG

DRILLING

THREADING

MILLING

HOLDERS

INDEX





List 9192: 2 Flute, Ball End, Super Long Neck, CBN, Stub Length

Standard Milling

Hardness	30-45 HRC		45-55 HRC		55-60 HRC		60-68 HRC	
Work Material	Hardened Steels Pre-hardened Steels		Hardened Steels					
Depth of Cut	$a_a=0.015D$ $a_r=0.04D$						$a_a=0.01D$ $a_r=0.03D$	
Mill Dia. (mm)	Speed RPM	Feed in/min	Speed RPM	Feed in/min	Speed RPM	Feed in/min	Speed RPM	Feed in/min
0.4	25,000	39.4	25,000	39.4	25,000	39.4	25,000	39.4
0.6	25,000	39.4	25,000	39.4	25,000	39.4	25,000	39.4
1.0	25,000	59.1	25,000	59.1	25,000	59.1	25,000	59.1
2.0	25,000	78.8	25,000	78.8	25,000	78.8	25,000	76.9
3.0	25,000	78.4	25,000	78.4	25,000	78.0	21,500	66.9

1. Use a rigid and precise machine and holder.
2. We suggest using air blow or MQL (mist).
3. When using low speed machines, use the maximum speed and adjust feed rate.
4. During heavy load operations such as corner processing, reduce the speed and feed.
5. The run out of the end mill should be within 10 microns (.0004") after chucking.





List 2010: Ball End, Regular Length, 2 Flute

Slotting

Work Material	Aluminum Alloy A6061, A7075		Aluminum Alloy Casting	
Cutting Speed	990 SFM		900 SFM	
Depth of Cut	$Aa < 0.6D$			
Mill Dia.	Speed RPM	Feed in/min	Speed RPM	Feed in/min
1/8	25,000	139.1	25,000	130.6
3/16	20,170	171.9	18,336	147.4
1/4	15,127	174.3	13,752	151.0
5/16	12,102	178.2	11,002	154.1
3/8	10,085	181.9	9,168	157.5
7/16	8,644	185.0	7,858	160.5
1/2	7,564	188.1	6,876	164.6
5/8	6,051	180.4	5,501	156.0
3/4	5,042	177.3	4,584	153.2
1	3,782	173.2	3,438	149.9

1. Use a rigid and precise machine and holder.
2. Use a water soluble cutting fluid.
3. Please adjust the speed and feed when the cutting depth is large or when machines with low rigidity are used.

Profiling

Work Material	Aluminum Alloy A6061, A7075		Aluminum Alloy Casting	
Cutting Speed	1190 SFM		1100 SFM	
Depth of Cut	$Aa = 0.1D \quad Ar = 0.2D$			
Mill Dia.	Speed RPM	Feed in/min	Speed RPM	Feed in/min
1/8	25,000	139.1	25,000	130.6
3/16	24,244	206.7	22,411	180.1
1/4	18,183	209.5	16,808	184.6
5/16	14,547	214.2	13,446	188.4
3/8	12,122	218.6	11,205	192.5
7/16	10,390	222.4	9,605	196.2
1/2	9,092	226.1	8,404	201.1
5/8	7,273	216.9	6,723	190.7
3/4	6,061	213.1	5,603	187.2
1	4,546	208.2	4,202	183.2

1. Use a rigid and precise machine and holder.
2. Use a water soluble cutting fluid.
3. Please adjust the speed and feed when the cutting depth is large or when machines with low rigidity are used.

ABOUT OSG

DRILLING

THREADING

MILLING

HOLDERS

INDEX

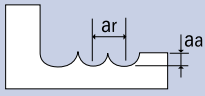




List 7230: Ball End, Long Reach, 2 & 4 Flute

List 7231: Ball End, Regular Length, 2 & 4 Flute, Long Reach

Side Milling

Work Material	Graphite											
Cutting Speed	160-300 SFM											
Depth of Cut	<table border="1"> <thead> <tr> <th>Dia</th> <th>a_a</th> <th>a_r</th> </tr> </thead> <tbody> <tr> <td>D ≤ 1/8</td> <td>0.02D</td> <td>0.05D</td> </tr> <tr> <td>D > 1/8</td> <td>0.10D</td> <td>0.20D</td> </tr> </tbody> </table> 			Dia	a _a	a _r	D ≤ 1/8	0.02D	0.05D	D > 1/8	0.10D	0.20D
Dia	a _a	a _r										
D ≤ 1/8	0.02D	0.05D										
D > 1/8	0.10D	0.20D										
Mill Dia.	Style	Speed RPM	Feed in/tooth									
1/64	Regular	25,000	0.0002-0.0005									
1/64	Long	25,000	0.0001-0.0003									
1/32	Regular	25,000	0.0005-0.0010									
1/32	Long	25,000	0.0003-0.0007									
1/16	Regular	14,000	0.0010-0.0020									
1/16	Long	13,700	0.0006-0.0012									
3/32	Regular	9,500	0.0010-0.0020									
3/32	Long	9,300	0.0006-0.0012									
1/8	Regular	7,000	0.0010-0.0020									
1/8	Long	6,850	0.0006-0.0012									
3/16	Regular	4,700	0.0010-0.0020									
3/16	Long	4,600	0.0006-0.0012									
1/4	Regular	3,500	0.0020-0.0040									
1/4	Long	3,430	0.0012-0.0024									

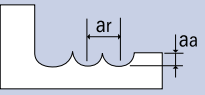
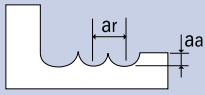
1. Please reduce speed and feed by 20% when L/D > 3D.
2. Please reduce speed and feed by 30% when slotting > 0.5D.
3. Please reduce depth of cut if running at elevated speed and feed.





List 7430: DG-EBML

Contouring

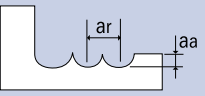
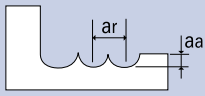
Work Material	Graphite			
	Roughing		Finishing	
Cutting Speed	164 SFM		164 SFM	
Depth of Cut				
Mill Dia.	Speed RPM	Feed in/min	Speed RPM	Feed in/min
Inch				
1/32	20,000	95	20,000	95
3/64	13,365	63	13,365	63
1/16	10,025	47	10,025	47
3/32	6,680	32	6,680	32
1/8	5,010	24	5,010	24
3/16	3,340	16	3,340	16
1/4	2,505	12	2,505	12
3/8	1,670	8	1,670	8
1/2	1,255	6	1,255	6

Set the ramping angle to be approximately 0.5°.

1. Adjust the speed, the feed rate, and the depth of cut to suit your operating conditions, such as the milling shape, machine rigidity, tool holder rigidity, and work holding force.
2. If you are unable to reach the speed and feed rate indicated in the table above, lower the speed and feed rate using the same ratio.
3. If the workpiece gets chipped or if the operation requires a higher level of milling precision, lower the feed rate as necessary.
4. Depending on the shape, if the workpiece chatters, lower the speed and feed rate using the same ratio.
5. To mill graphite, use a dedicated milling machine. To prevent inhalation of dust, use a dust collector and a dust mask when working around graphite.
6. During milling, keep the runout at the tip of the end mill to be less than 0.0004 inches (0.01 mm).
7. If a cut involves the shaping of a corner, use the corner radius process of the program, or adjust the speed so that it will not cause chattering, and reduce the speed at the corner at the same time (approximately 60%).

List 7431: DG-LN-EBML

Contouring

Work Material	Graphite			
	Roughing		Finishing	
Cutting Speed	82 SFM		82 SFM	
Depth of Cut				
Mill Dia.	Speed RPM	Feed in/min	Speed RPM	Feed in/min
Inch				
1/32	10,000	31	10,000	31
3/64	6,685	21	6,685	21
1/16	5,015	16	5,015	16
3/32	3,340	11	3,340	11
1/8	2,505	8	2,505	8
3/16	1,670	5	1,670	5
1/4	1,255	4	1,255	4
3/8	835	3	835	3
1/2	630	2	630	2

Set the ramping angle to be approximately 0.5°.

1. Adjust the speed, the feed rate, and the depth of cut to suit your operating conditions, such as the milling shape, machine rigidity, tool holder rigidity, and work holding force.
2. If you are unable to reach the speed and feed rate indicated in the table above, lower the speed and feed rate using the same ratio.
3. If the workpiece gets chipped or if the operation requires a higher level of milling precision, lower the feed rate as necessary.
4. Depending on the shape, if the workpiece chatters, lower the speed and feed rate using the same ratio.
5. To mill graphite, use a dedicated milling machine. To prevent inhalation of dust, use a dust collector and a dust mask when working around graphite.
6. During milling, keep the runout at the tip of the end mill to be less than 0.0004 inches (0.01 mm).
7. If a cut involves the shaping of a corner, use the corner radius process of the program, or adjust the speed so that it will not cause chattering, and reduce the speed at the corner at the same time (approximately 60%).





List VG441BN: 4 Flute - Ball Nose

Side Milling

Hardness	<25 HRC		25-30 HRC		30-35 HRC		35-45 HRC		45-50 HRC		<40 HRC		<45 HRC	
Work Material	Mild Steels Carbon Steels Cast Iron		400 Stainless Steels Alloy Steels Tool Steels		300 Stainless Steels Hardened Steels Pre-hardened Steels		PH Stainless Steels Hardened Steels		Hardened Steels		Titanium Alloys		High Temp. Alloys Inconel Hastelloy	
Cutting Speed	400-500 SFM		300-400 SFM		200-350 SFM		200-250 SFM		175-225 SFM		150-250 SFM		100-135 SFM	
Depth of Cut	Aa=1.5D Ar=0.5D						Aa=1.25D Ar=0.4D		Aa=1.25D Ar=0.2D		Aa=1.25D Ar=0.4D		Aa=1D Ar=0.2D	
Mill Dia.	Speed RPM	Feed in/min	Speed RPM	Feed in/min	Speed RPM	Feed in/min	Speed RPM	Feed in/min	Speed RPM	Feed in/min	Speed RPM	Feed in/min	Speed RPM	Feed in/min
1/8	13,750	44.0	10,695	25.7	8,400	18.6	6,875	15.2	6,110	14.5	6,110	12.9	3,665	9.5
3/16	9,170	46.8	7,130	28.8	5,600	20.6	4,585	16.9	4,075	16.3	4,075	13.7	2,445	10.9
1/4	6,875	46.8	5,350	31.1	4,200	20.3	3,440	16.7	3,050	16.8	3,050	13.9	1,835	11.2
5/16	5,500	48.1	4,210	31.8	3,350	21.4	2,750	17.6	2,450	17.8	2,450	15.1	1,465	11.7
3/8	4,585	47.1	3,565	30.5	2,800	20.6	2,290	16.9	2,040	16.3	2,040	14.6	1,220	11.1
7/16	3,930	45.4	3,055	30.2	2,400	20.1	1,965	16.5	1,750	16.3	1,750	14.0	1,050	11.1
1/2	3,440	45.4	2,675	29.2	2,100	19.5	1,720	15.9	1,525	15.7	1,525	13.9	915	10.8
5/8	2,750	40.6	2,140	27.7	1,700	19.0	1,375	15.4	1,225	14.7	1,225	12.5	730	9.9
3/4	2,290	37.3	1,785	25.3	1,400	16.8	1,150	13.8	1,025	13.5	1,025	11.8	610	9.3
1	1,720	33.0	1,340	22.8	1,050	14.9	860	12.2	765	12.2	765	10.6	460	8.4
1 1/4	1,375	26.4	1,070	18.2	850	12.1	690	9.8	610	9.7	610	8.3	365	6.7

Slotting

Hardness	<25 HRC		25-30 HRC		30-35 HRC		35-45 HRC		45-50 HRC		<40 HRC		<45 HRC	
Work Material	Mild Steels Carbon Steels Cast Iron		400 Stainless Steels Alloy Steels Tool Steels		300 Stainless Steels Hardened Steels Pre-hardened Steels		PH Stainless Steels Hardened Steels		Hardened Steels		Titanium Alloys		High Temp. Alloys Alloys Inconel Hastelloy	
Cutting Speed	325-400 SFM		250-325 SFM		175-275 SFM		160-200 SFM		140-180 SFM		125-200 SFM		75-100 SFM	
Depth of Cut	Aa=1D						Aa=0.75D		Aa=0.5D		Aa=0.5D		Aa=0.2D	
Mill Dia.	Speed RPM	Feed in/min	Speed RPM	Feed in/min	Speed RPM	Feed in/min	Speed RPM	Feed in/min	Speed RPM	Feed in/min	Speed RPM	Feed in/min	Speed RPM	Feed in/min
1/8	11,240	35.8	8,860	21.3	6,900	15.4	5,500	10.7	4,890	11.6	5,050	10.6	2,750	7.3
3/16	7,495	38.5	5,910	23.9	4,600	17.5	3,670	11.5	3,260	12.8	3,350	11.5	1,835	8.1
1/4	5,620	37.9	4,430	25.5	3,450	17.2	2,750	12.2	2,445	14.0	2,550	11.8	1,375	8.1
5/16	4,500	39.4	3,545	26.8	2,750	18.3	2,200	12.9	1,955	14.2	2,000	11.8	1,100	9.0
3/8	3,750	38.2	2,955	25.5	2,300	17.5	1,835	12.2	1,630	12.8	1,700	11.6	915	8.3
7/16	3,210	37.1	2,530	24.7	1,950	16.7	1,575	11.8	1,395	12.8	1,450	11.8	785	8.3
1/2	2,810	37.2	2,215	24.2	1,700	16.1	1,375	11.5	1,225	12.8	1,300	12.1	690	8.1
5/8	2,250	33.1	1,775	22.5	1,400	15.9	1,100	11.0	975	11.6	1,000	10.0	550	7.6
3/4	1,875	31.1	1,480	20.9	1,150	14.4	920	10.0	815	10.5	850	9.4	460	6.9
1	1,405	26.7	1,110	18.7	875	12.6	685	8.6	610	9.8	650	9.0	345	6.5
1 1/4	1,115	21.2	885	14.9	700	10.1	550	6.9	490	7.8	500	6.9	275	5.1

ABOUT OSG

DRILLING

THREADING

MILLING

HOLDERS

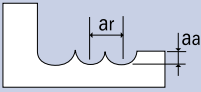
INDEX





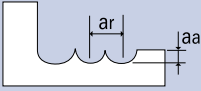
List HP421BN, HP441BN

Profiling Milling (Fractional)

Hardness	-		<20 HRC		20-30 HRC		30-38 HRC		38-45 HRC		45-55 HRC		55-60 HRC	
Work Material	Cast Iron		Mild Steels Carbon Steels		Alloy Steels Tool Steels Ti Alloys (Annealed)		Hardened Steels Pre-hardened Steels Ti Alloys (Solution Treated and Aged)		Hardened Steels Pre-hardened Steels Stainless Steels Inconel Ni Based Alloys		Hardened Steels		Hardened Steels	
Cutting Speed	575 SFM		460 SFM		375 SFM		310 SFM		260 SFM		230 SFM		165 SFM	
Depth of Cut	$a_a=0.1D$ $a_r=0.2D$ 										$a_a=0.05D$ $a_r=0.1D$			
Mill Dia.	Speed RPM	Feed in/min	Speed RPM	Feed in/min	Speed RPM	Feed in/min	Speed RPM	Feed in/min	Speed RPM	Feed in/min	Speed RPM	Feed in/min	Speed RPM	Feed in/min
1/16	25,000	31.3	25,000	30.5	23,000	25.1	19,000	16.9	16,000	11.4	14,000	8.5	10,000	5.3
3/32	23,500	42.6	18,800	34.2	15,300	27.4	12,600	18.2	10,600	12.7	9,400	9.3	6,700	5.7
1/8	17,500	45.3	14,000	36.2	11,600	29.5	9,300	19.3	8,150	14.6	7,000	10.6	5,200	7.1
5/32	14,050	44.1	11,550	35.8	9,700	29.5	7,750	20.5	6,750	16.9	5,800	12.2	4,300	7.9
3/16	11,750	48.0	9,500	39.0	7,900	29.9	6,300	20.9	5,550	17.3	4,700	13.0	3,550	7.9
1/4	8,750	53.1	7,000	42.9	5,800	33.1	4,600	22.8	4,050	19.3	3,450	14.2	2,550	8.7
5/16	7,250	60.6	5,800	48.8	4,800	36.6	3,800	25.6	3,350	20.9	2,850	15.0	2,100	9.4
3/8	5,900	57.1	4,700	45.3	3,900	35.0	3,100	24.4	2,700	20.5	2,350	15.4	1,700	9.4
7/16	4,950	53.1	3,950	42.1	3,300	33.1	2,600	23.2	2,300	19.7	1,950	14.6	1,450	9.1
1/2	4,350	50.4	3,450	40.6	2,900	31.9	2,300	22.4	2,000	18.9	1,700	14.2	1,250	8.7
5/8	3,600	49.6	2,850	39.4	2,350	30.3	1,850	22.4	1,600	17.7	1,400	12.6	1,050	8.7
3/4	3,000	46.1	2,400	36.6	2,000	28.0	1,600	21.7	1,350	17.3	1,200	11.8	900	7.9
1	2,450	37.6	1,760	31.3	1,430	21.5	1,185	16.5	1,000	13.5	880	9.6	630	6.5

Increase feeds 40% to 50% for Series HP441BN.

Profiling Milling (Metric)

Hardness	-		<20 HRC		20-30 HRC		30-38 HRC		38-45 HRC		45-55 HRC		55-60 HRC	
Work Material	Cast Iron		Mild Steels Carbon Steels		Alloy Steels Tool Steels Ti Alloys (Annealed)		Hardened Steels Pre-hardened Steels Ti Alloys (Solution Treated and Aged)		Hardened Steels Pre-hardened Steels Stainless Steels Inconel Ni Based Alloys		Hardened Steels		Hardened Steels	
Cutting Speed	575 SFM		460 SFM		375 SFM		310 SFM		260 SFM		230 SFM		165 SFM	
Depth of Cut	$a_a=0.1D$ $a_r=0.2D$ 										$a_a=0.05D$ $a_r=0.1D$			
Mill Dia.	Speed RPM	Feed in/min	Speed RPM	Feed in/min	Speed RPM	Feed in/min	Speed RPM	Feed in/min	Speed RPM	Feed in/min	Speed RPM	Feed in/min	Speed RPM	Feed in/min
1	25,000	23.5	25,000	23.5	25,000	19.3	25,000	15.7	25,000	12.7	25,000	10.8	16,000	6.2
2	25,000	38.9	22,350	34.9	18,200	28.1	15,050	18.7	12,600	12.8	11,150	9.5	8,000	6.0
3	18,600	46.4	14,900	37.4	12,150	29.9	10,050	20.0	8,400	14.0	7,450	10.5	5,350	6.8
4	14,000	44.5	11,150	34.9	9,100	28.1	7,550	20.5	6,300	16.2	5,600	12.2	4,000	7.5
5	11,200	50.1	8,950	40.7	7,300	29.7	6,000	21.5	5,050	17.0	4,450	13.4	3,200	8.0
6	9,300	52.6	7,450	42.9	6,050	32.4	5,000	23.5	4,200	18.7	3,700	14.5	2,650	8.7
8	7,000	59.2	5,600	47.8	4,550	35.2	3,750	25.5	3,150	20.1	2,800	14.9	2,000	9.3
10	5,600	56.5	4,450	44.7	3,650	34.4	3,000	25.1	2,500	19.8	2,250	15.9	1,600	9.5
12	4,650	52.6	3,700	41.9	3,050	32.9	2,500	23.9	2,100	19.6	1,850	15.0	1,350	9.3
14	4,000	48.6	3,200	40.2	2,600	30.7	2,150	22.3	1,800	17.7	1,600	14.0	1,150	8.5
16	3,500	48.6	2,800	39.0	2,300	29.8	1,900	22.7	1,600	17.6	1,400	12.9	1,000	8.0
18	3,100	46.1	2,500	37.1	2,050	28.1	1,650	22.0	1,400	17.4	1,250	12.1	900	7.8
20	2,800	43.3	2,250	35.0	1,800	25.7	1,500	20.8	1,250	16.2	1,100	11.1	800	7.3
22	2,550	42.1	2,050	32.4	1,650	22.5	1,350	18.9	1,150	15.3	1,000	10.4	750	7.5
25	2,250	36.8	1,800	31.7	1,450	21.3	1,200	17.0	1,000	12.9	900	9.6	650	6.5

Increase feeds 40% to 50% for Series HP441BN.

ABOUT OSG

DRILLING

THREADING

MILLING

HOLDERS

INDEX

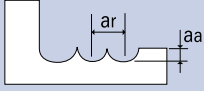
CONTINUED ➔





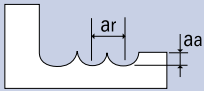
List HP421BN, HP441BN: (continued)

High Speed Light Milling (Fractional)

Hardness	<20 HRC		20-30 HRC		30-38 HRC		38-45 HRC		45-55 HRC		55-60 HRC										
Work Material	Mild Steels Carbon Steels		Alloy Steels Tool Steels Ti Alloys (Annealed)		Hardened Steels Pre-hardened Steels Ti Alloys (Solution Treated and Aged)		Hardened Steels Pre-hardened Steels Stainless Steels Inconel Ni Based Alloys		Hardened Steels		Hardened Steels										
Cutting Speed	985 SFM		855 SFM		740 SFM		590 SFM		590 SFM		400 SFM										
Depth of Cut	$a_a=0.02D$ $a_r=0.05D$ 						<table border="1"> <thead> <tr> <th>Dia</th> <th>aa</th> <th>ar</th> </tr> </thead> <tbody> <tr> <td>D ≤ 5/32</td> <td>0.02D</td> <td>0.05D</td> </tr> <tr> <td>5/32 < D</td> <td>0.13D</td> <td>0.05D</td> </tr> </tbody> </table>						Dia	aa	ar	D ≤ 5/32	0.02D	0.05D	5/32 < D	0.13D	0.05D
Dia	aa	ar																			
D ≤ 5/32	0.02D	0.05D																			
5/32 < D	0.13D	0.05D																			
Mill Dia.	Speed RPM	Feed in/min	Speed RPM	Feed in/min	Speed RPM	Feed in/min	Speed RPM	Feed in/min	Speed RPM	Feed in/min	Speed RPM	Feed in/min									
1/16	25,000	80.3	25,000	77.6	25,000	69.9	25,000	65.9	25,000	63.4	24,450	54.3									
3/32	25,000	125.5	25,000	127.6	25,000	115.4	24,050	104.4	24,050	99.4	16,300	58.4									
1/8	25,000	174.8	25,000	181.6	22,650	146.5	18,050	110.5	18,050	106.7	12,250	59.7									
5/32	24,100	192.4	20,900	177.8	18,100	129.3	14,450	101.7	14,450	96.7	9,800	52.9									
3/16	20,100	198.9	17,450	180.2	15,100	121.5	12,050	96.5	12,050	96.3	8,150	49.3									
1/4	15,050	189.5	13,100	164.9	11,300	106.1	9,000	83.8	9,000	83.8	6,100	42.0									
5/16	12,050	151.1	10,500	132.4	9,050	83.9	7,250	67.7	7,250	67.7	5,000	35.4									
3/8	10,050	125.1	8,700	108.4	7,400	69.3	5,900	55.1	5,900	55.1	4,100	28.7									
7/16	8,250	102.8	7,450	92.3	6,200	57.9	4,950	45.7	4,950	45.7	3,400	24.0									
1/2	7,250	90.2	6,550	81.3	5,450	50.4	4,300	40.2	4,300	40.2	3,000	20.9									
5/8	6,050	75.6	5,200	63.8	4,500	41.7	3,600	33.9	3,600	33.9	2,450	17.3									
3/4	5,050	62.6	4,350	54.7	3,750	35.4	3,000	28.3	3,000	28.3	2,100	14.6									
1	3,765	46.8	3,270	41.1	2,830	26.7	2,250	21.2	2,250	21.2	1,530	10.6									

Increase feeds 40% to 50% for Series HP441BN.

High Speed Light Milling (Metric)

Hardness	<20 HRC		20-30 HRC		30-38 HRC		38-45 HRC		45-55 HRC		55-60 HRC										
Work Material	Mild Steels Carbon Steels		Alloy Steels Tool Steels Ti Alloys (Annealed)		Hardened Steels Pre-hardened Steels Ti Alloys (Solution Treated and Aged)		Hardened Steels Pre-hardened Steels Stainless Steels Inconel Ni Based Alloys		Hardened Steels		Hardened Steels										
Cutting Speed	985 SFM		855 SFM		740 SFM		590 SFM		590 SFM		400 SFM										
Depth of Cut	$a_a=0.02D$ $a_r=0.05D$ 						<table border="1"> <thead> <tr> <th>Dia</th> <th>aa</th> <th>ar</th> </tr> </thead> <tbody> <tr> <td>D ≤ 4</td> <td>0.02D</td> <td>0.05D</td> </tr> <tr> <td>4 < D</td> <td>0.13D</td> <td>0.05D</td> </tr> </tbody> </table>						Dia	aa	ar	D ≤ 4	0.02D	0.05D	4 < D	0.13D	0.05D
Dia	aa	ar																			
D ≤ 4	0.02D	0.05D																			
4 < D	0.13D	0.05D																			
Mill Dia.	Speed RPM	Feed in/min	Speed RPM	Feed in/min	Speed RPM	Feed in/min	Speed RPM	Feed in/min	Speed RPM	Feed in/min	Speed RPM	Feed in/min									
1	25,000	55	25,000	55	25,000	49	25,000	47	25,000	47	25,000	39									
2	25,000	108	25,000	109	25,000	99	25,000	93	25,000	93	19,400	60									
3	25,000	170	25,000	175	23,950	151	19,100	113	19,100	113	12,950	62									
4	23,900	192	20,750	178	17,950	129	14,350	102	14,350	102	9,700	53									
5	19,150	202	16,600	181	14,350	119	11,450	96	11,450	96	7,750	49									
6	15,950	201	13,850	174	12,000	113	9,550	89	9,550	89	6,450	44									
8	12,000	150	10,400	131	9,000	83	7,150	67	7,150	67	4,850	34									
10	9,550	119	8,300	103	7,200	67	5,750	54	5,750	54	3,900	28									
12	7,950	99	6,900	85	6,000	56	4,750	44	4,750	44	3,250	23									
14	6,850	85	5,950	73	5,150	48	4,100	39	4,100	39	2,750	19									
16	6,000	75	5,200	64	4,500	42	3,600	34	3,600	34	2,450	17									
18	5,300	65	4,600	58	4,000	38	3,200	30	3,200	30	2,150	15									
20	4,800	60	4,150	52	3,600	34	2,850	27	2,850	27	1,950	14									
22	4,350	54	3,750	47	3,250	31	2,600	24	2,600	24	1,750	12									
25	3,850	48	3,300	41	2,850	27	2,300	22	2,300	22	1,550	11									

Increase feeds 40% to 50% for Series HP441BN.

ABOUT OSG

DRILLING

THREADING

MILLING

HOLDERS

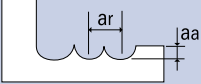
INDEX





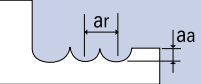
List HP419

Profiling Milling (Fractional)

Hardness	–		<20 HRC		20-30 HRC		30-38 HRC		38-45 HRC		45-55 HRC		55-60 HRC	
Work Material	Cast Iron		Mild Steels Carbon Steels		Alloy Steels Tool Steels Ti Alloys (Annealed)		Hardened Steels Pre-hardened Steels Ti Alloys (Solution Treated and Aged)		Hardened Steels Pre-hardened Steels Stainless Steels Inconel Ni Based Alloys		Hardened Steels		Hardened Steels	
Cutting Speed	574 SFM		460 SFM		377 SFM		295 SFM		262 SFM		230 SFM		164 SFM	
Depth of Cut	$a_a=0.1D$ $a_r=0.2D$ 										$a_a=0.05D$ $a_r=0.1D$			
Mill Dia.	Speed RPM	Feed in/min	Speed RPM	Feed in/min	Speed RPM	Feed in/min	Speed RPM	Feed in/min	Speed RPM	Feed in/min	Speed RPM	Feed in/min	Speed RPM	Feed in/min
1/32	25,000	23.4	25,000	23.4	25,000	18.8	25,000	12.1	25,000	8.6	25,000	8.7	20,050	6.3
1/16	25,000	31.6	25,000	30.9	23,050	25.5	18,050	16.1	16,000	11.7	14,050	8.6	10,050	5.5
3/32	23,400	42.3	18,750	34.2	15,350	27.7	12,050	17.3	10,700	12.7	9,400	9.4	6,700	5.9
1/8	17,760	44.4	14,370	36.1	12,060	29.8	9,690	19.5	8,490	14.4	7,280	10.4	5,440	6.9
3/16	11,970	48.3	9,660	39.4	8,070	29.9	6,420	21.0	5,650	17.5	4,830	13.3	3,610	8.3

Reduce speeds and feeds 10% to 25% for Series HP419.

Profiling Milling (Metric)

Hardness	–		<20 HRC		20-30 HRC		30-38 HRC		38-45 HRC		45-55 HRC		55-60 HRC	
Work Material	Cast Iron		Mild Steels Carbon Steels		Alloy Steels Tool Steels Ti Alloys (Annealed)		Hardened Steels Pre-hardened Steels Ti Alloys (Solution Treated and Aged)		Hardened Steels Pre-hardened Steels Stainless Steels Inconel Ni Based Alloys		Hardened Steels		Hardened Steels	
Cutting Speed	574 SFM		460 SFM		377 SFM		295 SFM		262 SFM		230 SFM		164 SFM	
Depth of Cut	$a_a=0.1D$ $a_r=0.2D$ 										$a_a=0.05D$ $a_r=0.1D$			
Mill Dia.	Speed RPM	Feed in/min	Speed RPM	Feed in/min	Speed RPM	Feed in/min	Speed RPM	Feed in/min	Speed RPM	Feed in/min	Speed RPM	Feed in/min	Speed RPM	Feed in/min
0.5	25,000	19.2	25,000	19.2	25,000	15.4	25,000	9.7	25,000	7.7	25,000	4.3	25,000	4.4
0.6	25,000	20.8	25,000	20.8	25,000	16.9	25,000	10.3	25,000	8.2	25,000	4.7	25,000	4.5
0.8	25,000	23.1	25,000	23.1	25,000	18.2	25,000	10.8	25,000	8.5	25,000	8.2	19,900	6.0
1.0	25,000	23.5	25,000	23.5	25,000	19.3	25,000	15.7	25,000	12.7	25,000	10.8	15,900	6.1
2.0	25,000	38.9	22,350	34.9	18,300	28.2	14,300	17.7	12,700	12.9	11,150	9.5	7,950	5.9
3.0	18,600	46.4	14,900	37.4	12,200	30.1	9,550	19.0	8,500	14.2	7,450	10.5	5,300	6.7
4.0	13,950	44.3	11,150	34.9	9,150	28.2	7,150	19.4	6,350	16.4	5,600	12.2	4,000	7.5
5.0	11,150	49.8	9,000	40.9	7,300	29.7	5,750	20.6	5,100	17.2	4,450	13.4	3,200	8.0
6.0	9,300	52.6	7,450	42.9	6,100	32.6	4,750	22.4	4,250	19.0	3,700	14.5	2,650	8.7
8.0	7,000	59.2	5,600	47.8	4,600	35.6	3,600	24.6	3,200	20.4	2,800	14.9	2,000	9.3
10.0	5,550	56.0	4,450	44.7	3,650	34.4	2,850	23.8	2,550	20.2	2,250	15.9	1,600	9.5
12.0	4,650	52.7	3,700	41.9	3,050	32.9	2,400	22.9	2,100	19.6	1,850	15.0	1,350	9.3

Reduce feeds 10% to 20% for Series HP419L.

ABOUT OSG

DRILLING

THREADING

MILLING

HOLDERS

INDEX

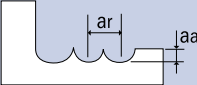
CONTINUED ➔





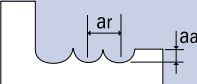
List HP419: (continued)

High Speed Light Milling (Fractional)

Hardness	<20 HRC		20-30 HRC		30-38 HRC		38-45 HRC		45-55 HRC		55-60 HRC										
Work Material	Mild Steels Carbon Steels Cast Iron		Alloy Steels Tool Steels Ti Alloys (Annealed)		Hardened Steels Pre-hardened Steels Ti Alloys (Solution Treated and Aged)		Hardened Steels Pre-hardened Steels Stainless Steels Inconel Ni Based Alloys		Hardened Steels		Hardened Steels										
Cutting Speed	951 SFM		820 SFM		722 SFM		574 SFM		574 SFM		394 SFM										
Depth of Cut	$a_a=0.1D$ $a_r=0.2D$ 						<table border="1"> <thead> <tr> <th>Dia</th> <th>aa</th> <th>ar</th> </tr> </thead> <tbody> <tr> <td>D ≤ 5/32</td> <td>0.02D</td> <td>0.05D</td> </tr> <tr> <td>5/32 < D</td> <td>0.13D</td> <td>0.05D</td> </tr> </tbody> </table>						Dia	aa	ar	D ≤ 5/32	0.02D	0.05D	5/32 < D	0.13D	0.05D
Dia	aa	ar																			
D ≤ 5/32	0.02D	0.05D																			
5/32 < D	0.13D	0.05D																			
Mill Dia.	Speed RPM	Feed in/min	Speed RPM	Feed in/min	Speed RPM	Feed in/min	Speed RPM	Feed in/min	Speed RPM	Feed in/min	Speed RPM	Feed in/min									
1/32	25,000	43.3	25,000	43.3	25,000	39.4	25,000	37.4	25,000	35.3	25,000	30.8									
1/16	25,000	80.8	25,000	78.1	25,000	70.3	25,000	66.3	25,000	64.0	24,060	53.6									
3/32	25,000	125.3	25,000	126.7	25,000	115.8	23,370	101.2	23,370	96.9	16,040	57.6									
1/8	25,000	169.9	25,000	175.1	22,050	139.5	17,530	104.1	17,530	101.1	12,030	57.6									
3/16	19,360	186.1	16,700	169.4	14,700	116.4	11,680	92.7	11,680	92.2	8,020	48.4									

Reduce speeds and feeds 10% to 25% for Series HP419.

High Speed Light Milling (Metric)

Hardness	<20 HRC		20-30 HRC		30-38 HRC		38-45 HRC		45-55 HRC		55-60 HRC										
Work Material	Mild Steels Carbon Steels		Alloy Steels Tool Steels Ti Alloys (Annealed)		Hardened Steels Pre-hardened Steels Ti Alloys (Solution Treated and Aged)		Hardened Steels Pre-hardened Steels Stainless Steels Inconel Ni Based Alloys		Hardened Steels		Hardened Steels										
Cutting Speed	951 SFM		820 SFM		722 SFM		574 SFM		574 SFM		394 SFM										
Depth of Cut	$a_a=0.1D$ $a_r=0.2D$ 						<table border="1"> <thead> <tr> <th>Dia</th> <th>aa</th> <th>ar</th> </tr> </thead> <tbody> <tr> <td>D ≤ 8</td> <td>0.02D</td> <td>0.05D</td> </tr> <tr> <td>8 < D</td> <td>0.13D</td> <td>0.05D</td> </tr> </tbody> </table>						Dia	aa	ar	D ≤ 8	0.02D	0.05D	8 < D	0.13D	0.05D
Dia	aa	ar																			
D ≤ 8	0.02D	0.05D																			
8 < D	0.13D	0.05D																			
Mill Dia.	Speed RPM	Feed in/min	Speed RPM	Feed in/min	Speed RPM	Feed in/min	Speed RPM	Feed in/min	Speed RPM	Feed in/min	Speed RPM	Feed in/min									
0.5	25,000	28.5	25,000	27.6	25,000	27.6	25,000	23.6	25,000	22.6	25,000	22.6									
0.6	25,000	32.5	25,000	32.5	25,000	32.5	25,000	27.6	25,000	27.1	25,000	27.1									
0.8	25,000	43.3	25,000	43.3	25,000	39.4	25,000	37.4	25,000	35.4	25,000	30.8									
1.0	25,000	55.1	25,000	55.1	25,000	49.2	25,000	46.6	25,000	44.6	25,000	39.4									
2.0	25,000	108.1	25,000	108.6	25,000	98.9	25,000	92.8	25,000	88.5	19,100	59.3									
3.0	25,000	169.9	25,000	175.1	23,330	147.6	18,550	110.1	18,550	107.0	12,730	61.0									
4.0	23,050	185.3	19,870	170.4	17,500	125.7	13,910	98.7	13,910	94.0	9,550	51.8									
5.0	18,440	194.4	15,900	173.5	14,000	116.6	11,130	93.4	11,130	93.8	7,640	48.2									
6.0	15,360	193.4	13,250	166.3	11,670	109.6	9,280	86.6	9,280	86.6	6,370	43.9									
8.0	11,530	144.2	9,940	125.3	8,750	80.9	6,960	65.2	6,960	65.2	4,780	33.8									
10.0	9,220	114.6	7,950	98.6	7,000	65.5	5,570	51.9	5,570	51.9	3,820	27.0									
12.0	7,680	95.3	6,630	82.0	5,830	54.0	4,640	42.8	4,640	42.8	3,180	22.4									

Reduce feeds 10% to 20% for Series HP419L.

ABOUT OSG

DRILLING

THREADING

MILLING

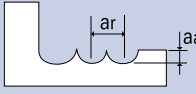
HOLDERS

INDEX

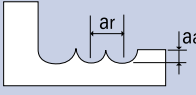


List HP418

Profiling Milling (Fractional)

Hardness	-	<20 HRC	20-30 HRC		30-38 HRC		38-45 HRC		45-55 HRC		55-60 HRC			
Work Material	Cast Iron	Mild Steels Carbon Steels	Alloy Steels Tool Steels Ti Alloys (Annealed)		Hardened Steels Pre-hardened Steels Ti Alloys (Solution Treated and Aged)		Hardened Steels Pre-hardened Steels Stainless Steels Inconel Ni Based Alloys		Hardened Steels		Hardened Steels			
Cutting Speed	497 SFM	397 SFM	330 SFM		262 SFM		230 SFM		196 SFM		146 SFM			
Depth of Cut	$a_a=0.1D$ $a_r=0.2D$ 								$a_a=0.05D$ $a_r=0.1D$					
Mill Dia.	Speed RPM	Feed in/min	Speed RPM	Feed in/min	Speed RPM	Feed in/min	Speed RPM	Feed in/min	Speed RPM	Feed in/min	Speed RPM	Feed in/min	Speed RPM	Feed in/min
3/32	20,450	37.0	16,520	30.1	13,590	24.5	10,955	15.8	9,625	11.4	8,295	8.3	6,235	5.5
1/8	14,800	37.0	11,975	30.1	10,050	24.8	8,080	16.2	7,075	12.0	6,070	8.7	4,540	5.7
3/16	9,975	40.3	8,050	32.8	6,730	24.9	5,355	17.5	4,710	14.6	4,025	11.1	3,015	6.9
1/4	7,600	43.0	6,070	35.0	5,060	27.2	4,015	18.9	3,530	15.8	3,010	11.8	2,245	7.4
3/8	5,035	48.1	4,025	38.6	3,340	29.7	2,650	20.9	2,330	17.1	2,005	13.1	1,480	8.3

Profiling Milling (Metric)

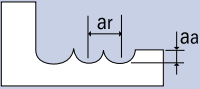
Hardness	-	<20 HRC	20-30 HRC		30-38 HRC		38-45 HRC		45-55 HRC		55-60 HRC			
Work Material	Cast Iron	Mild Steels Carbon Steels	Alloy Steels Tool Steels Ti Alloys (Annealed)		Hardened Steels Pre-hardened Steels Ti Alloys (Solution Treated and Aged)		Hardened Steels Pre-hardened Steels Stainless Steels Inconel Ni Based Alloys		Hardened Steels		Hardened Steels			
Cutting Speed	497 SFM	397 SFM	330 SFM		262 SFM		230 SFM		196 SFM		146 SFM			
Depth of Cut	$a_a=0.1D$ $a_r=0.2D$ 								$a_a=0.05D$ $a_r=0.1D$					
Mill Dia.	Speed RPM	Feed in/min	Speed RPM	Feed in/min	Speed RPM	Feed in/min	Speed RPM	Feed in/min	Speed RPM	Feed in/min	Speed RPM	Feed in/min	Speed RPM	Feed in/min
1	25,000	23.5	25,000	23.5	25,000	19.3	2,500	1.6	25,000	12.7	19,050	8.2	14,200	5.5
2	25,000	38.9	19,250	30.1	16,000	24.7	12,700	15.8	11,150	11.3	9,500	8.1	7,100	5.3
3	16,100	40.2	12,850	32.2	10,700	26.4	8,500	16.9	7,450	12.4	6,350	8.9	4,750	6.0
4	12,050	38.3	9,650	30.2	8,000	24.7	6,350	17.2	5,600	14.4	4,750	10.4	3,550	6.7
5	9,650	43.1	7,700	35.0	6,400	26.0	5,100	18.2	4,450	15.0	3,800	11.5	2,850	7.1
6	8,050	45.5	6,400	36.8	5,350	28.6	4,250	20.0	3,700	16.5	3,150	12.4	2,350	7.7
8	6,050	51.2	4,800	41.0	4,000	30.9	3,200	21.8	2,800	17.9	2,400	12.8	1,750	8.1
10	4,850	49.0	3,850	38.7	3,200	30.1	2,550	21.3	2,250	17.8	1,900	13.4	1,400	8.3
12	4,000	45.3	3,200	36.2	2,650	28.6	2,100	20.1	1,850	17.3	1,600	13.0	1,200	8.3



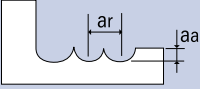


List HP418: (continued)

High Speed Light Milling (Fractional)

Hardness	-		<20 HRC		20-30 HRC		30-38 HRC		38-45 HRC		45-55 HRC										
Work Material	Mild Steels Carbon Steels Cast Iron		Alloy Steels Tool Steels Ti Alloys (Annealed)		Hardened Steels Pre-hardened Steels Ti Alloys (Solution Treated and Aged)		Hardened Steels Pre-hardened Steels Stainless Steels Inconel Ni Based Alloys		Hardened Steels		Hardened Steels										
Cutting Speed	980 SFM		850 SFM		740 SFM		590 SFM		590 SFM		410 SFM										
Depth of Cut	$a_a=0.02D$ $a_r=0.05D$ 						<table border="1"> <thead> <tr> <th>Dia</th> <th>a_a</th> <th>a_r</th> </tr> </thead> <tbody> <tr> <td>D≤5/32</td> <td>0.02D</td> <td>0.05D</td> </tr> <tr> <td>5/32<D</td> <td>0.13D</td> <td>0.05D</td> </tr> </tbody> </table>						Dia	a _a	a _r	D≤5/32	0.02D	0.05D	5/32<D	0.13D	0.05D
Dia	a _a	a _r																			
D≤5/32	0.02D	0.05D																			
5/32<D	0.13D	0.05D																			
Mill Dia.	Speed RPM	Feed in/min	Speed RPM	Feed in/min	Speed RPM	Feed in/min	Speed RPM	Feed in/min	Speed RPM	Feed in/min	Speed RPM	Feed in/min									
3/32	25,000	125.3	25,000	126.7	25,000	115.8	24,050	104.2	24,050	99.8	16,700	60.1									
1/8	25,000	170.0	25,000	175.2	22,650	143.3	18,050	107.2	18,050	104.0	12,550	60.1									
3/16	17,350	166.8	17,350	176.0	15,050	119.3	12,050	95.6	12,050	95.2	8,350	50.4									
1/4	13,000	163.6	12,880	161.7	11,050	103.8	9,080	84.8	9,080	84.8	6,305	43.5									
3/8	8,650	107.7	8,660	108.0	7,575	70.7	6,035	56.4	6,035	56.4	4,180	29.6									

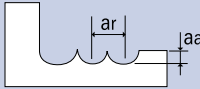
High Speed Light Milling (Metric)

Hardness	-		<20 HRC		20-30 HRC		30-38 HRC		38-45 HRC		45-55 HRC										
Work Material	Mild Steels Carbon Steels		Alloy Steels Tool Steels Ti Alloys (Annealed)		Hardened Steels Pre-hardened Steels Ti Alloys (Solution Treated and Aged)		Hardened Steels Pre-hardened Steels Stainless Steels Inconel Ni Based Alloys		Hardened Steels		Hardened Steels										
Cutting Speed	980 SFM		850 SFM		740 SFM		590 SFM		590 SFM		410 SFM										
Depth of Cut	$a_a=0.02D$ $a_r=0.05D$ 						<table border="1"> <thead> <tr> <th>Dia</th> <th>a_a</th> <th>a_r</th> </tr> </thead> <tbody> <tr> <td>D≤8</td> <td>0.02D</td> <td>0.05D</td> </tr> <tr> <td>8<D</td> <td>0.13D</td> <td>0.05D</td> </tr> </tbody> </table>						Dia	a _a	a _r	D≤8	0.02D	0.05D	8<D	0.13D	0.05D
Dia	a _a	a _r																			
D≤8	0.02D	0.05D																			
8<D	0.13D	0.05D																			
Mill Dia.	Speed RPM	Feed in/min	Speed RPM	Feed in/min	Speed RPM	Feed in/min	Speed RPM	Feed in/min	Speed RPM	Feed in/min	Speed RPM	Feed in/min									
1	25,000	55.1	25,000	55.1	25,000	49.2	25,000	44.6	25,000	44.6	25,000	39.4									
2	25,000	107.8	25,000	108.6	25,000	98.9	25,000	88.0	25,000	88.0	19,900	61.8									
3	25,000	169.7	25,000	174.9	24,000	151.7	19,100	110.1	19,100	110.1	13,250	63.0									
4	20,650	165.9	20,650	177.0	17,950	128.9	14,300	96.2	14,300	96.2	9,950	53.6									
5	16,500	173.6	16,500	179.6	14,350	119.2	11,450	96.4	11,450	96.4	7,950	50.1									
6	13,750	172.8	13,750	172.3	12,000	112.4	9,550	89.0	9,550	89.0	6,650	45.7									
8	10,300	128.6	10,300	129.7	9,000	83.2	7,150	66.7	7,150	66.7	5,000	35.0									
10	8,250	102.5	8,250	102.0	7,200	67.3	5,750	53.5	5,750	53.5	4,000	28.3									
12	6,900	85.4	6,900	85.1	6,000	55.6	4,750	43.6	4,750	43.6	3,300	22.9									



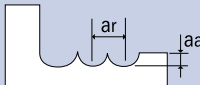
Standard Ball Nose Carbide 2 Flute and 3 Flute

Profiling (Fractional)

Hardness	-		-		<20 HRC		20-30 HRC		30-40 HRC		40-50 HRC	
Work Material	Aluminum		Cast Iron		Mild Carbon Steels Mild Steels		Pre-hardened Steels Die & Alloy Steels		Pre-hardened Steels Die & Alloy Steels		Hardened Steels	
Cutting Speed	330 SFM		115 SFM		115 SFM		80 SFM		65 SFM		82 SFM	
Depth of Cut	$da=0.1D$ $dr=0.2D$ 											
Mill Dia.	Speed RPM	Feed in/min	Speed RPM	Feed in/min	Speed RPM	Feed in/min	Speed RPM	Feed in/min	Speed RPM	Feed in/min	Speed RPM	Feed in/min
3/64	25,000	5.9	9,365	3.0	9,365	2.6	6,515	1.5	5,295	0.7	6,675	1.5
5/64	16,120	7.6	5,620	3.5	5,620	3.1	3,910	1.8	3,175	0.9	4,005	1.8
1/8	10,075	7.6	3,510	3.7	3,510	3.3	2,445	1.9	1,985	1.1	2,505	2.1
5/32	8,060	7.6	2,810	3.9	2,810	3.5	1,954	2.0	1,590	1.2	2,005	2.2
3/16	6,720	7.9	2,340	4.1	2,340	3.7	1,630	2.0	1,325	1.2	1,670	2.3
1/4	5,040	7.1	1,760	3.6	1,760	3.2	1,220	1.8	990	1.2	1,250	2.1
5/16	4,030	8.8	1,405	3.9	1,405	3.5	975	2.0	795	1.2	1,000	2.2
13/32	3,100	8.4	1,080	3.8	1,080	3.4	750	1.9	610	1.1	770	2.1
15/32	2,685	9.0	935	3.9	935	3.5	650	2.0	530	1.2	670	2.2
5/8	2,015	8.8	700	3.9	700	3.5	490	2.0	395	1.2	500	2.2
25/32	1,610	8.8	560	3.9	560	3.5	390	2.0	320	1.2	400	2.2
1	1,260	9.1	440	3.8	440	3.4	305	1.9	250	1.2	315	2.2

1. Increase speeds & feeds 5-10% for Series 412BN, 414BN, 442BN and 444BN.
2. Reduce speeds & feeds 20-30% for Series 462BN and 464BN.
3. Reduce speeds & feeds 40-50% for Series 482BN and 484BN.
4. Increase speeds & feeds 20-30% for Series 402BN TiN and 404BN TiN.
5. Column for Hardened Steels (40-50 HRC) is for 402BN TiN and 404BN TiN only.

Profiling (Metric)

Hardness	-		-		<20 HRC		20-30 HRC		30-40 HRC		40-50 HRC	
Work Material	Aluminum		Cast Iron		Mild Carbon Steels Mild Steels		Pre-hardened Steels Die & Alloy Steels		Pre-hardened Steels Die & Alloy Steels		Hardened Steels	
Cutting Speed	330 SFM		115 SFM		115 SFM		80 SFM		65 SFM		82 SFM	
Depth of Cut	$da=0.1D$ $dr=0.2D$ 											
Mill Dia.	Speed RPM	Feed in/min	Speed RPM	Feed in/min	Speed RPM	Feed in/min	Speed RPM	Feed in/min	Speed RPM	Feed in/min	Speed RPM	Feed in/min
1	25,000	5.8	11,130	3.6	11,130	3.2	7,950	1.8	6,360	0.9	7,950	1.8
2	15,905	7.4	5,565	3.5	5,565	3.1	3,975	1.8	3,180	0.9	3,975	1.8
3	10,600	7.9	3,710	3.9	3,710	3.6	2,650	2.0	2,120	1.2	2,650	2.2
4	7,950	7.4	2,785	3.9	2,785	3.5	1,990	2.0	1,590	1.2	1,990	2.2
5	6,360	7.4	2,225	4.0	2,225	3.6	1,590	2.0	1,270	1.2	1,590	2.2
6	5,300	7.5	1,855	3.8	1,855	3.5	1,325	2.0	1,060	1.3	1,325	2.2
8	3,975	8.6	1,390	3.9	1,390	3.5	995	2.0	795	1.2	995	2.2
10	3,180	8.6	1,115	4.0	1,115	3.6	795	2.0	635	1.2	795	2.2
12	2,650	8.8	930	3.9	930	3.5	665	2.0	530	1.2	665	2.2
16	1,990	8.6	695	3.9	695	3.5	495	1.9	400	1.2	495	2.1
20	1,590	8.6	555	3.9	555	3.5	400	2.0	320	1.2	400	2.2
25	1,270	9.2	445	3.9	445	3.5	320	2.0	255	1.2	320	2.2

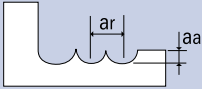
1. Increase speeds & feeds 5-10% for Series 412BN, 414BN, 442BN and 444BN.
2. Reduce speeds & feeds 20-30% for Series 462BN and 464BN.
3. Reduce speeds & feeds 40-50% for Series 482BN and 484BN.
4. Increase speeds & feeds 20-30% for Series 402BN TiN and 404BN TiN.
5. Column for Hardened Steels (40-50 HRC) is for 402BN TiN and 404BN TiN only.





Standard Ball Nose Carbide 4 Flute and Multiple Flute

Profiling (Fractional)

Hardness	-		-		<20 HRC		20-30 HRC		30-40 HRC		40-50 HRC	
Work Material	Aluminum		Cast Iron		Mild Carbon Steels Mild Steels		Pre-hardened Steels Die & Alloy Steels		Pre-hardened Steels Die & Alloy Steels		Hardened Steels	
Cutting Speed	330 SFM		100-115 SFM		100-130 SFM		65-100 SFM		65-82 SFM		43 SFM	
Depth of Cut	$a_a=0.1D$ $a_r=0.2D$ 											
Mill Dia.	Speed RPM	Feed in/min	Speed RPM	Feed in/min	Speed RPM	Feed in/min	Speed RPM	Feed in/min	Speed RPM	Feed in/min	Speed RPM	Feed in/min
3/64	25,000	8.2	8,755	4.0	9,365	3.7	6,720	2.1	5,985	1.2	3,500	1.1
5/64	16,120	10.6	5,250	4.7	5,620	4.4	4,030	2.5	3,590	1.5	2,100	1.3
1/8	10,075	10.6	3,280	4.9	3,510	4.7	2,520	2.7	2,245	1.8	1,315	1.5
5/32	8,060	10.6	2,625	5.2	2,810	5.0	2,015	2.8	1,795	1.9	1,050	1.6
3/16	6,720	11.0	2,190	5.5	2,340	5.3	1,680	2.9	1,495	2.0	875	1.6
1/4	5,040	10.0	1,640	4.7	1,755	4.6	1,260	2.7	1,120	1.9	655	1.5
5/16	4,030	12.2	1,315	5.2	1,405	5.0	1,010	2.8	900	1.9	525	1.6
13/32	3,100	11.7	1,010	5.1	1,080	4.9	775	2.7	690	1.8	405	1.5
15/32	2,685	12.5	875	5.2	935	5.0	670	2.8	600	1.9	350	1.6
5/8	2,015	12.2	655	5.1	700	5.0	505	2.8	450	1.9	265	1.6
25/32	1,610	12.2	525	5.2	560	5.0	405	2.8	360	1.9	210	1.6
1	1,260	12.7	410	5.0	440	4.9	315	2.8	280	1.9	165	1.5

1. Increase speeds & feeds 5-10% for Series 412BN, 414BN, 442BN and 444BN.
2. Reduce speeds & feeds 20-30% for Series 462BN and 464BN.
3. Reduce speeds & feeds 40-50% for Series 482BN and 484BN.
4. Increase speeds & feeds 20-30% for Series 402BN TiN and 404BN TiN.
5. Column for Hardened Steels (40-50 HRC) is for 402BN TiN and 404BN TiN only.

ABOUT OSG

DRILLING

THREADING

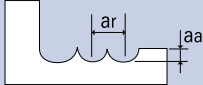
MILLING

HOLDERS

INDEX



Profiling (Metric)

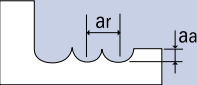
Hardness	-		-		<20 HRC		20-30 HRC		30-40 HRC		40-50 HRC	
Work Material	Aluminum		Cast Iron		Mild Carbon Steels Mild Steels		Pre-hardened Steels Die & Alloy Steels		Pre-hardened Steels Die & Alloy Steels		Hardened Steels	
Cutting Speed	330 SFM		100-115 SFM		100-130 SFM		65-100 SFM		65-82 SFM		43 SFM	
Depth of Cut	$\Delta a=0.1D$ $\Delta r=0.2D$ 											
Mill Dia.	Speed RPM	Feed in/min	Speed RPM	Feed in/min	Speed RPM	Feed in/min	Speed RPM	Feed in/min	Speed RPM	Feed in/min	Speed RPM	Feed in/min
1	25,000	7.0	10,420	4.7	11,150	4.5	8,000	2.5	7,125	1.5	4,170	1.3
2	15,995	8.9	5,210	4.6	5,575	4.4	4,000	2.5	3,565	1.5	2,085	1.3
3	10,665	9.5	3,475	5.2	3,715	5.0	2,665	2.8	2,375	1.9	1,390	1.6
4	8,000	8.9	2,605	5.1	2,785	4.9	2,000	2.8	1,780	1.8	1,040	1.6
5	6,400	8.9	2,085	5.2	2,230	5.0	1,600	2.8	1,425	1.8	835	1.6
6	5,330	8.9	1,735	5.0	1,860	4.9	1,335	2.8	1,190	2.0	695	1.6
8	4,000	12.1	1,305	5.1	1,395	4.9	1,000	2.8	890	1.8	520	1.6
10	3,200	12.1	1,040	5.2	1,115	5.0	800	2.8	715	1.8	415	1.6
12	2,665	12.4	870	5.2	930	5.0	665	2.8	595	1.9	345	1.6
16	2,000	12.1	650	5.1	695	4.9	500	2.8	445	1.8	260	1.6
20	1,600	12.1	520	5.1	555	4.9	400	2.8	355	1.8	210	1.6
25	1,280	12.9	415	5.1	445	4.9	320	2.8	285	1.9	165	1.6

1. Increase speeds & feeds 5-10% for Series 412BN, 414BN, 442BN and 444BN.
2. Reduce speeds & feeds 20-30% for Series 462BN and 464BN.
3. Reduce speeds & feeds 40-50% for Series 482BN and 484BN.
4. Increase speeds & feeds 20-30% for Series 402BN TiN and 404BN TiN.
5. Column for Hardened Steels (40-50 HRC) is for 402BN TiN and 404BN TiN only.



- List 521:** Single End, Regular Length, 2 Flute
- List 523:** Double End, Regular Length, 2 Flute
- List 526:** Single End, Regular Length, 2 Flute, Extension Type
- List 544:** Single End, Regular Length, 4 Flute
- List 621:** Ball End, Regular Length, 2 Flute
- List 644:** Ball End, Regular Length, Multiple Flute

Profiling

Hardness	<145 Brinell		<20 HRC		20-30 HRC		30-40 HRC		40-50 HRC		-	
Work Material	Mild Steels Hard Brass Bronze Cast Iron		Medium Carbon Steels Medium Strength Titanium Alloys Medium Strength Stainless Steels		High Carbon Steel Titanium Alloys High Strength Stainless Steels		Heat Resistant High Alloys Austenitic Alloys Nickel Base Alloys		Heat Resistant High Alloys High Strength Stainless Steels Titanium Alloys		Aluminum Aluminum Alloys	
Cutting Speed	80-150 SFM		80-110 SFM		50-65 SFM		30-50 SFM		16-32 SFM		80-390 SFM	
Depth of Cut	<div style="display: flex; justify-content: space-around; align-items: center;"> <div style="text-align: center;"> a_a $2FL = 1/2D$ $4FL = 1/4D$ </div> <div style="text-align: center;"> $a_r = 0.1D$ </div> <div style="text-align: center;">  </div> </div>											
Mill Dia.	Speed RPM	Feed in/min	Speed RPM	Feed in/min	Speed RPM	Feed in/min	Speed RPM	Feed in/min	Speed RPM	Feed in/min	Speed RPM	Feed in/min
1/8	3,515	4.0	2,900	2.9	1,800	1.5	1,250	0.9	800	0.4	7,180	7.2
3/16	2,340	5.2	1,935	3.9	1,120	1.8	800	1.1	500	0.5	4,790	9.1
1/4	1,760	5.6	1,450	4.2	900	2.0	630	1.3	400	0.6	3,590	9.6
5/16	1,400	6.2	1,160	4.7	710	2.3	500	1.4	315	0.6	2,875	11.0
3/8	1,170	6.2	970	4.6	630	2.4	450	1.5	280	0.6	2,390	10.1
7/16	1,000	6.7	830	5.0	500	2.5	355	1.5	224	0.6	2,050	10.9
1/2	880	6.6	725	4.6	450	2.4	315	1.5	200	0.8	1,795	10.8
9/16	780	6.3	645	4.6	400	2.4	280	1.6	180	0.8	1,595	10.0
5/8	700	6.0	580	4.4	355	2.4	250	1.6	160	0.8	1,435	9.6
3/4	585	5.6	485	3.9	315	2.3	225	1.6	140	0.8	1,195	9.0
7/8	500	5.3	415	3.3	250	2.0	180	1.5	110	0.8	1,025	8.7
1	440	4.9	360	2.9	224	1.8	160	1.3	100	0.8	900	8.1
1-1/8	390	4.3	320	2.5	200	1.6	140	1.1	90	0.8	800	7.6
1-1/4	350	4.2	290	2.3	180	1.5	125	1.0	80	0.6	720	6.8
1-1/2	295	3.7	240	2.0	140	1.1	100	0.8	63	0.5	600	6.0

Reduce Speeds and Feeds by 10% for List 526
 In case of deeper operation, slow down feed by 20-50%





List 440: Ball End - Multiple Flute - General Purpose - Regular Pitch

Side Milling

Hardness	<145 Brinell	<20 HRC	20-30 HRC	30-40 HRC	-									
Work Material	Mild Steels Carbon Steels Cast Iron	Medium Carbon Steels Hard Brass and Bronze Cast Iron	High Carbon Steel Titanium Alloys Medium Strength Stainless Effects	Heat Resistant High Alloys Austenitic Alloys Tool Steels	Aluminum Aluminum Alloys									
Cutting Speed	100-130 SFM	60-75 SFM	40-55 SFM	26-40 SFM	190-330 SFM									
Depth of Cut	<table border="1"> <thead> <tr> <th>Dia</th> <th>a_a</th> <th>a_r</th> </tr> </thead> <tbody> <tr> <td>1/2 ≤ D ≤ 1</td> <td>1.5D</td> <td>0.5D</td> </tr> <tr> <td>1-1/4 ≤ D ≤ 2</td> <td>1.0D</td> <td>0.5D</td> </tr> </tbody> </table>					Dia	a _a	a _r	1/2 ≤ D ≤ 1	1.5D	0.5D	1-1/4 ≤ D ≤ 2	1.0D	0.5D
Dia	a _a	a _r												
1/2 ≤ D ≤ 1	1.5D	0.5D												
1-1/4 ≤ D ≤ 2	1.0D	0.5D												
Mill Dia.	Speed RPM	Feed in/min	Speed RPM	Feed in/min	Speed RPM	Feed in/min	Speed RPM	Feed in/min	Speed RPM	Feed in/min				
1/2	875	3.9	500	2.7	365	1.7	250	1.1	2,000	12.6				
5/8	700	4.4	420	3.1	300	1.9	200	1.3	1,600	14.1				
3/4	590	4.1	350	3.1	250	2.0	170	1.2	1,350	13.9				
1	500	5.0	250	2.9	180	1.8	125	1.3	1,000	14.2				
1-1/4	350	5.0	200	3.3	150	2.3	100	1.4	800	15.9				
1-1/2	300	5.0	175	3.3	120	1.9	80	1.3	650	14.3				
2	250	4.3	130	2.7	90	1.6	65	1.2	500	11.7				

Slotting

Hardness	<145 Brinell	<20 HRC	20-30 HRC	30-40 HRC	-								
Work Material	Mild Steels Carbon Steels Cast Iron	Medium Carbon Steels Hard Brass and Bronze Cast Iron	High Carbon Steel Titanium Alloys Medium Strength Stainless Effects	Heat Resistant High Alloys Austenitic Alloys Tool Steels	Aluminum Aluminum Alloys								
Cutting Speed	80-150 SFM	50-65 SFM	30-50 SFM	16-32 SFM	80-390 SFM								
Depth of Cut	<table border="1"> <thead> <tr> <th># of Flutes</th> <th>a_a</th> </tr> </thead> <tbody> <tr> <td>4FL</td> <td>1/4D</td> </tr> <tr> <td>6FL</td> <td>1/6D</td> </tr> <tr> <td>8FL</td> <td>1/8D</td> </tr> </tbody> </table>					# of Flutes	a _a	4FL	1/4D	6FL	1/6D	8FL	1/8D
# of Flutes	a _a												
4FL	1/4D												
6FL	1/6D												
8FL	1/8D												
Mill Dia.	Speed RPM	Feed in/min	Speed RPM	Feed in/min	Speed RPM	Feed in/min	Speed RPM	Feed in/min	Speed RPM	Feed in/min			
1/2	1,000	10.5	450	3.3	315	2.1	200	1.1	2,500	21.0			
5/8	800	8.5	355	3.0	250	2.0	160	0.9	2,000	16.7			
3/4	710	8.5	315	2.8	225	2.0	140	0.9	1,800	16.9			
1	500	7.0	224	2.2	160	1.6	100	0.9	1,250	14.1			
1-1/4	400	5.3	180	1.7	125	1.1	80	0.7	1,000	10.5			
1-1/2	315	4.0	140	1.1	100	0.8	63	0.5	800	8.0			
2	250	3.9	112	1.1	80	0.8	50	0.5	630	7.8			

In case of deeper operation, slow down feed by 20-50%.






List 2061: BNC, Nick Router

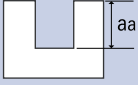
List 2066: HBC, Compression Router, 30° Helix

List 2064: HBC 45, Compression Router, 45° Helix

Side Milling

Work Material	Carbon & Glass Fiber Reinforced Plastics	
Cutting Speed	400-800 SFM	
Depth of Cut	$aa < 1.5D$ $ar < 1D$ 	
Drill Diameter (Inch)	Speed RPM	Feed IPR
1/8	12,200 - 24,400	0.0011 - 0.0022
3/16	8,100 - 16,300	0.0021 - 0.0042
1/4	6,100 - 12,200	0.0033 - 0.0067
5/16	5,000 - 9,800	0.0047 - 0.0093
3/8	4,100 - 8,100	0.0067 - 0.0133
1/2	3,000 - 6,100	0.0111 - 0.0222

Slotting

Work Material	Carbon & Glass Fiber Reinforced Plastics	
Cutting Speed	300-600 SFM	
Depth of Cut	$aa < 1D$ 	
Drill Diameter (Inch)	Speed RPM	Feed IPR
1/8	9,200 - 18,300	0.0016 - 0.0020
3/16	6,100 - 12,200	0.0020 - 0.0024
1/4	4,600 - 9,200	0.004 - 0.005
5/16	3,600 - 7,300	0.006 - 0.008
3/8	3,000 - 6,100	0.009 - 0.012
1/2	2,300 - 4,600	0.012 - 0.020

1. The conditions listed above are based on approximately 1xDc thickness of part with rigid work holding.
2. Conventional cut is recommended at part side for good surface finish.
3. Milling speed can be increased by 20-50% with the use of appropriate cutting oil.
4. Please provide appropriate measures against dust (Such as vacuum dust collection).
5. Depending on the workpiece thickness and form as well as work holding, vibration may occur. When it occurs, please adjust RPM and feed rate.

Feed Reduction

Material Thickness	Feed Reduction
$\leq 0.25D$	x80%
0.25D ~ 0.5D	x150%
0.5D ~ 1D	x120%
1D ~ 2D	x80%
2D ~ 3D	x50%

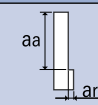




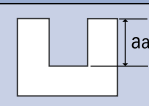
List 2068: HBC 60, Compression Router, 60° Helix

List 668: HBC 60, Compression Router, 60° Helix, Bright

Side Milling

Work Material	Carbon & Glass Fiber Reinforced Plastics		Honeycomb Structures & Aramid Fiber Reinforced Plastics	
Cutting Speed	400-800 SFM		1,000-2,600 SFM	
Depth of Cut	$a_a < 1.5D$ $a_r < 1D$			
Drill Diameter (Inch)	Speed RPM	Feed IPR	Speed RPM	Feed IPR
1/4	6,100 - 12,200	0.0033 - 0.0067	15,300 - 39,700	0.0003 - 0.0007
3/8	4,000 - 8,100	0.0067 - 0.0133	10,100 - 26,500	0.0006 - 0.0009
1/2	3,000 - 6,100	0.0111 - 0.0222	7,600 - 19,900	0.0011 - 0.0014

Slotting

Work Material	Carbon & Glass Fiber Reinforced Plastics		Honeycomb Structures & Aramid Fiber Reinforced Plastics	
Cutting Speed	300-600 SFM		750-1,900 SFM	
Depth of Cut	$a_a < 1D$			
Drill Diameter (Inch)	Speed RPM	Feed IPR	Speed RPM	Feed IPR
1/4	4,600 - 9,200	0.0021 - 0.0043	11,500 - 29,000	0.0002 - 0.0005
3/8	4,000 - 8,000	0.0044 - 0.0089	7,600 - 19,400	0.0007 - 0.0011
1/2	3,000 - 6,100	0.0071 - 0.0143	5,700 - 14,500	0.0013 - 0.0017

- The conditions listed above are based on approximately 1xDc thickness of part with rigid work holding.
- Conventional cut is recommended at part side for good surface finish.
- Milling speed can be increased by 20-50% with the use of appropriate cutting oil.
- Please provide appropriate measures against dust (Such as vacuum dust collection).
- Depending on the workpiece thickness and form as well as work holding, vibration may occur. When it occurs, please adjust RPM and feed rate.
- Kevlar laminate machinability can vary greatly by fiber and resin. If hole quality is not achieved with the feed rates provided above, reducing the feed rates may produce better quality surfaces.

Feed Reduction


Material Thickness	Feed Reduction
$\leq 0.25D$	x80%
0.25D ~ 0.5D	x150%
0.5D ~ 1D	x120%
1D ~ 2D	x80%
2D ~ 3D	x50%



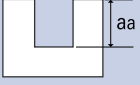


List 2680: REC, Rougher Router

Side Milling

Work Material	Carbon & Glass Fiber Reinforced Plastics	
Cutting Speed	400-800 SFM	
Depth of Cut	$aa < 1.5D$ $ar < 1D$ 	
Drill Diameter (Inch)	Speed RPM	Feed IPR
1/4	6,100 - 12,200	0.0067 - 0.0200
3/8	4,100 - 8,100	0.0200 - 0.0400
1/2	3,000 - 6,100	0.0333 - 0.0667

Slotting

Work Material	Carbon & Glass Fiber Reinforced Plastics	
Cutting Speed	300-600 SFM	
Depth of Cut	$aa < 1D$ 	
Drill Diameter (Inch)	Speed RPM	Feed IPR
1/4	4,600 - 9,200	0.0064 - 0.0129
3/8	3,000 - 6,100	0.0133 - 0.0267
1/2	2,300 - 4,600	0.0214 - 0.0429

1. The conditions listed above are based on approximately 1xDc thickness of part with rigid work holding.
2. Conventional cut is recommended at part side for good surface finish.
3. Milling speed can be increased by 20-50% with the use of appropriate cutting oil.
4. Please provide appropriate measures against dust (Such as vacuum dust collection).
5. Depending on the workpiece thickness and form as well as work holding, vibration may occur. When it occurs, please adjust RPM and feed rate.

Feed Reduction


Material Thickness	Feed Reduction
$\leq 0.25D$	x80%
0.25D ~ 0.5D	x150%
0.5D ~ 1D	x120%
1D ~ 2D	x80%
2D ~ 3D	x50%





List 2650: MFR, Finishing Router

Side Milling

Work Material	Carbon & Glass Fiber Reinforced Plastics	
Cutting Speed	325-600 SFM	
Depth of Cut	$aa < 1.0D$ $ar \leq 0.2D$ 	
Drill Diameter (Inch)	Speed RPM	Feed IPR
1/4	5,000 - 9,000	0.009 - 0.016
3/8	3,300 - 6,000	0.019 - 0.047
1/2	2,500 - 4,000	0.028 - 0.055

1. The conditions listed above are based on approximately 1xDc thickness of part with rigid work holding.
2. Conventional cut is recommended at part side for good surface finish.
3. Milling speed can be increased by 20-50% with the use of appropriate cutting oil.
4. Please provide appropriate measures against dust (Such as vacuum dust collection).
5. Depending on the workpiece thickness and form as well as work holding, vibration may occur. When it occurs, please adjust RPM and feed rate.

Feed Reduction

Material Thickness	Feed Reduction
$\leq 0.25D$	x80%
0.25D ~ 0.5D	x150%
0.5D ~ 1D	x120%
1D ~ 2D	x80%
2D ~ 3D	x50%

ABOUT OSG

DRILLING

THREADING

MILLING

HOLDERS


INDEX



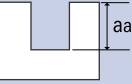


List 641R: HFR, Hand Router

Side Milling

Work Material	Carbon & Glass Fiber Reinforced Plastics	
Cutting Speed	400-800 SFM	
Depth of Cut	$aa < 1.5D$ $ar < 1D$ 	
Drill Diameter (Inch)	Speed RPM	Feed IPR
3/16	8,100 - 16,300	0.0015 - 0.0027
1/4	6,100 - 12,200	0.0033 - 0.0067
3/8	4,100 - 8,100	0.0067 - 0.0117
1/2	3,000 - 6,100	0.0111 - 0.0222

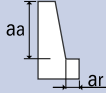
Slotting

Work Material	Carbon & Glass Fiber Reinforced Plastics	
Cutting Speed	300-600 SFM	
Depth of Cut	$aa < 1D$ 	
Drill Diameter (Inch)	Speed RPM	Feed IPR
3/16	6,100 - 12,200	0.0010 - 0.0020
1/4	4,600 - 9,200	0.0021 - 0.0043
3/8	3,100 - 6,100	0.0044 - 0.0078
1/2	2,300 - 4,600	0.0071 - 0.0143

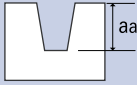


List 591: 1° Taper on Side - 3 Flute

Side Milling

Hardness	<145 Brinell		<20 HRC		20-30 HRC		30-40 HRC		40-50 HRC		-	
Work Material	Mild Steels Brass Bronze Cast Iron		Med. Carbon Steels Hard Brass and Bronze Mild Steel Forgings		High Carbon Steel Unalloyed Titanium Ferritic Low Alloys		High Carbon Steel Unalloyed Titanium Ferritic Low Alloys		Heat Resistant High Alloys Austenitic Alloys Nickel Base Alloys		Aluminum Aluminum Alloys	
Cutting Speed	80-120 SFM		60-80 SFM		45-60 SFM		25-45 SFM		16-32 SFM		150-400 SFM	
Depth of Cut	$a_a = 1.5D$ $a_r = 0.1D$ 											
Mill Dia.	Speed RPM	Feed in/min	Speed RPM	Feed in/min	Speed RPM	Feed in/min	Speed RPM	Feed in/min	Speed RPM	Feed in/min	Speed RPM	Feed in/min
5/64	4,890	6.9	3,425	4.8	2,570	3.6	1,710	2.4	1,175	1.6	13,445	19.0
3/32	4,075	5.7	2,850	4.0	2,140	3.0	1,425	1.9	980	1.2	11,200	15.8
1/8	3,055	7.2	2,140	5.1	1,600	3.8	1,070	2.6	735	1.6	8,400	19.9
3/16	2,040	6.7	1,425	4.7	1,070	3.4	715	2.3	490	1.5	5,600	18.5
1/4	1,530	5.5	1,070	3.8	800	2.7	535	2.0	365	1.2	4,200	14.9
3/8	1,020	9.6	715	6.4	535	4.9	355	3.4	245	2.2	2,800	26.4
1/2	765	8.2	535	5.9	400	4.3	270	3.0	185	1.9	2,100	23.6
5/8	610	7.3	430	5.1	320	3.9	215	2.6	145	1.6	1,680	20.8

Slotting

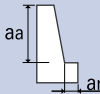
Hardness	<145 Brinell		<20 HRC		20-30 HRC		30-40 HRC		40-50 HRC		-	
Work Material	Mild Steels Brass Bronze Cast Iron		Med. Carbon Steels Hard Brass and Bronze Mild Steel Forgings		High Carbon Steel Unalloyed Titanium Ferritic Low Alloys		High Carbon Steel Unalloyed Titanium Ferritic Low Alloys		Heat Resistant High Alloys Austenitic Alloys Nickel Base Alloys		Aluminum Aluminum Alloys	
Cutting Speed	80-120 SFM		60-80 SFM		45-60 SFM		10 - 20 SFM		8-15 SFM		150-350 SFM	
Depth of Cut	$a_a = 1/3D$ 											
Mill Dia.	Speed RPM	Feed in/min	Speed RPM	Feed in/min	Speed RPM	Feed in/min	Speed RPM	Feed in/min	Speed RPM	Feed in/min	Speed RPM	Feed in/min
5/64	4,890	3.5	3,420	2.2	2,570	1.4	776	0.5	504	0.3	12,225	6.9
3/32	4,075	3.6	2,850	2.5	2,140	1.5	640	0.4	416	0.2	10,185	5.7
1/8	3,055	3.8	2,140	2.6	1,600	1.8	480	0.6	312	0.3	7,640	7.2
3/16	2,040	3.4	1,425	2.4	1,070	1.6	320	0.5	208	0.3	5,095	6.7
1/4	1,530	3.5	1,070	2.5	800	1.8	240	0.4	156	0.2	3,820	7.5
3/8	1,020	4.8	715	3.2	535	2.2	160	0.7	104	0.4	2,545	9.6
1/2	765	4.3	535	3.0	400	2.2	120	0.6	78	0.4	1,910	8.6
5/8	610	3.7	430	2.6	320	1.9	96	0.6	62	0.3	1,530	7.6




List 593: 2° Taper on Side - 3 Flute

List 594: 3° Taper on Side - 3 Flute

Side Milling

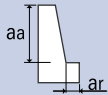
Hardness	<145 Brinell	<20 HRC	20-30 HRC	30-40 HRC	40-50 HRC	-						
Work Material	Mild Steels Hard Brass Bronze Cast Iron	Med. Carbon Steels Med. Strength Titanium Alloys Med. Strength Stainless Steels	High Carbon Steel Titanium Alloys High Strength Stainless Steels	High Carbon Steel Titanium Alloys High Strength Stainless Steels	High Carbon Steel Titanium Alloys High Strength Stainless Steels	Aluminum Aluminum Alloys						
Cutting Speed	130-150 SFM	105-120 SFM	65-80 SFM	20-50 SFM	15-20 SFM	400-590 SFM						
Depth of Cut	$a_a = 1.5D$ $a_r = 0.1D$ 											
Mill Dia.	Speed RPM	Feed in/min	Speed RPM	Feed in/min	Speed RPM	Feed in/min	Speed RPM	Feed in/min	Speed RPM	Feed in/min	Speed RPM	Feed in/min
5/64	6,845	9.7	5,500	7.8	3,545	5.0	1,710	2.4	855	1.1	24,200	33.3
3/32	5,700	8.1	4,585	6.4	2,955	4.1	1,425	2.1	715	0.9	20,170	28.5
1/8	4,280	10.1	3,440	8.0	2,215	5.2	1,070	2.4	535	1.1	15,130	35.6
3/16	2,850	9.4	2,295	7.5	1,480	4.8	715	2.3	355	1.1	10,085	33.3
1/4	2,140	7.5	1,720	6.0	1,110	3.9	525	1.8	270	0.8	7,560	26.7
3/8	1,425	13.5	1,145	10.7	740	6.9	355	3.3	180	1.5	5,040	47.6
1/2	1,070	12.0	860	9.6	550	6.2	270	3.0	135	1.4	3,780	42.3
5/8	855	10.6	690	8.5	440	5.5	215	2.6	105	1.2	3,025	37.5

Slotting

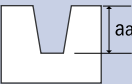
Hardness	<145 Brinell	<20 HRC	20-30 HRC	30-40 HRC	40-50 HRC	-						
Work Material	Mild Steels Hard Brass Bronze Cast Iron	Med. Carbon Steels Med. Strength Titanium Alloys Med. Strength Stainless Steels	High Carbon Steel Titanium Alloys High Strength Stainless Steels	High Carbon Steel Titanium Alloys High Strength Stainless Steels	High Carbon Steel Titanium Alloys High Strength Stainless Steels	Aluminum Aluminum Alloys						
Cutting Speed	80-120 SFM	60-80 SFM	45-60 SFM	25-45 SFM	8-20 SFM	150-350 SFM						
Depth of Cut	$a_a = 1/3D$ 											
Mill Dia.	Speed RPM	Feed in/min	Speed RPM	Feed in/min	Speed RPM	Feed in/min	Speed RPM	Feed in/min	Speed RPM	Feed in/min	Speed RPM	Feed in/min
5/64	4,890	3.2	3,420	2.4	2,670	1.5	1,710	1.2	685	0.3	12,225	7.0
3/32	4,075	3.1	2,850	2.4	2,140	1.5	1,425	0.9	570	0.3	10,190	7.2
1/8	3,055	3.2	2,140	2.5	1,600	1.9	1,070	1.2	430	0.3	7,640	7.3
3/16	2,040	3.1	1,425	2.7	1,070	1.8	715	1.2	285	0.3	5,095	7.5
1/4	1,530	3.6	1,070	3.2	800	2.2	535	0.9	215	0.3	3,820	7.9
3/8	1,020	4.4	715	3.3	535	2.6	355	1.5	140	0.5	2,545	9.7
1/2	765	4.1	535	2.8	400	2.2	270	1.5	105	0.5	1,910	8.7
5/8	610	3.4	430	2.6	320	2.0	215	1.2	85	0.3	1,530	7.9

List 595: 5° Taper on Side - 3 Flute
List 596: 7° Taper on Side - 3 Flute

Side Milling

Hardness	<145 Brinell		<20 HRC		20-30 HRC		30-40 HRC		40-50 HRC		-	
Work Material	Mild Steels Hard Brass Bronze Cast Iron		Med. Carbon Steels Med. Strength Titanium Alloys Med. Strength Stainless Steels		High Carbon Steel Titanium Alloys High Strength Stainless Steels		Heat Resistant High Alloys Austenitic Alloys Nickel Base Alloys		Heat Resistant High Alloys Austenitic Alloys Nickel Base Alloys		Aluminum Aluminum Alloys	
Cutting Speed	130-165 SFM		105-125 SFM		65-80 SFM		20-50 SFM		15-20 SFM		400-590 SFM	
Depth of Cut	$a_a = 1.5D$ $a_r = 0.1D$ 											
Mill Dia.	Speed RPM	Feed in/min	Speed RPM	Feed in/min	Speed RPM	Feed in/min	Speed RPM	Feed in/min	Speed RPM	Feed in/min	Speed RPM	Feed in/min
5/64	7,210	10.9	5,625	8.0	3,545	5.0	1,710	2.4	855	1.1	24,200	36.4
3/32	6,010	8.4	4,685	6.5	2,955	4.2	1,425	2.1	715	0.9	20,170	28.4
1/8	4,510	10.6	3,515	8.3	2,215	5.2	1,070	2.5	535	1.1	15,130	35.5
3/16	3,000	9.9	2,345	7.5	1,470	4.8	715	2.3	355	1.1	10,085	33.1
1/4	2,250	8.5	1,760	5.8	1,110	3.9	535	2.0	270	0.9	7,565	28.5
3/8	1,500	14.1	1,170	10.8	740	6.9	355	3.2	180	1.5	5,040	47.5
1/2	1,125	13.2	880	9.4	555	6.2	270	2.9	135	1.3	3,780	44.3

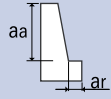
Slotting

Hardness	<145 Brinell		<20 HRC		20-30 HRC		30-40 HRC		40-50 HRC		-	
Work Material	Mild Steels Hard Brass Bronze Cast Iron		Med. Carbon Steels Med. Strength Titanium Alloys Med. Strength Stainless Steels		High Carbon Steel Titanium Alloys High Strength Stainless Steels		Heat Resistant High Alloys Austenitic Alloys Nickel Base Alloys		Heat Resistant High Alloys Austenitic Alloys Nickel Base Alloys		Aluminum Aluminum Alloys	
Cutting Speed	80-120 SFM		60-80 SFM		45-60 SFM		8 - 15 SFM		5 - 10 SFM		150-350 SFM	
Depth of Cut	$a_a = 1/3D$ 											
Mill Dia.	Speed RPM	Feed in/min	Speed RPM	Feed in/min	Speed RPM	Feed in/min	Speed RPM	Feed in/min	Speed RPM	Feed in/min	Speed RPM	Feed in/min
5/64	4,890	3.3	3,420	2.4	2,570	1.6	565	0.4	365	0.2	12,225	7.4
3/32	4,075	3.2	2,855	2.3	2,140	1.5	470	0.3	300	0.2	10,190	7.6
1/8	3,055	3.1	2,140	2.5	1,600	2.0	350	0.4	230	0.2	7,640	8.2
3/16	2,040	3.9	1,425	3.2	1,070	2.4	235	0.4	150	0.2	5,095	9.9
1/4	1,530	5.1	1,070	4.6	800	3.0	175	0.3	115	0.1	3,820	10.0
3/8	1,020	4.7	715	3.6	535	2.5	120	0.6	75	0.3	2,545	10.7
1/2	765	4.1	535	2.8	400	2.4	90	0.5	60	0.2	1,910	9.5

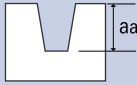


List 597: 10° Taper on Side - 3 Flute

Side Milling

Hardness	<145 Brinell	<20 HRC	20-30 HRC	30-40 HRC	40-50 HRC	-						
Work Material	Mild Steels Hard Brass Bronze Cast Iron	Med. Carbon Steels Med. Strength Titanium Alloys Med. Strength Stainless Steels	High Carbon Steel Titanium Alloys High Strength Stainless Steels	Heat Resistant High Alloys Austenitic Alloys Nickel Base Alloys	Heat Resistant High Alloys Austenitic Alloys Nickel Base Alloys	Aluminum Aluminum Alloys						
Cutting Speed	80-120 SFM	60-80 SFM	45-60 SFM	25-45 SFM	15-20 SFM	150-350 SFM						
Depth of Cut	$a_a = 1.5D$ $a_r = 0.1D$ 											
Mill Dia.	Speed RPM	Feed in/min	Speed RPM	Feed in/min	Speed RPM	Feed in/min	Speed RPM	Feed in/min	Speed RPM	Feed in/min	Speed RPM	Feed in/min
3/32	4,075	5.7	2,850	4.0	2,140	3.1	1,425	2.1	715	0.9	10,185	14.4
1/8	3,055	7.2	2,140	5.0	1,600	3.7	1,070	2.5	535	1.1	7,640	18.1
1/4	1,530	5.8	1,070	3.6	800	2.8	535	2.0	270	0.9	3,820	13.5

Slotting

Hardness	<145 Brinell	<20 HRC	20-30 HRC	30-40 HRC	40-50 HRC	-						
Work Material	Mild Steels Hard Brass Bronze Cast Iron	Med. Carbon Steels Med. Strength Titanium Alloys Med. Strength Stainless Steels	High Carbon Steel Titanium Alloys High Strength Stainless Steels	Heat Resistant High Alloys Austenitic Alloys Nickel Base Alloys	Heat Resistant High Alloys Austenitic Alloys Nickel Base Alloys	Aluminum Aluminum Alloys						
Cutting Speed	80-120 SFM	60-80 SFM	45-60 SFM	25-45 SFM	5 - 12 SFM	150-350 SFM						
Depth of Cut	$a_a = 1/3D$ 											
Mill Dia.	Speed RPM	Feed in/min	Speed RPM	Feed in/min	Speed RPM	Feed in/min	Speed RPM	Feed in/min	Speed RPM	Feed in/min	Speed RPM	Feed in/min
3/32	4,075	2.5	2,850	2.0	2,140	1.5	1,425	1.0	345	0.2	10,185	7.2
1/8	3,055	3.2	2,140	2.5	1,600	1.8	1,070	1.3	260	0.2	7,640	8.0
1/4	1,530	4.7	1,070	4.1	800	3.0	535	1.0	130	0.2	3,820	10.0

ABOUT OSG

DRILLING

THREADING

MILLING

HOLDERS

INDEX





For Standard LDR (Up to 6:1)

Speeds

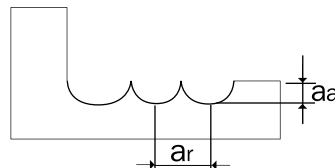
Diameter	Roughing & Semi-finishing			Finishing		
	RPM			RPM		
	30 - 40 HRC	40 - 50 HRC	50 - 60 HRC	30 - 40 HRC	40 - 50 HRC	50 - 60 HRC
1/32	38,400 – 60,000	32,000 – 50,000	24,600 – 40,000	20,000 – 50,000	20,000 – 50,000	20,000 – 50,000
1/16	26,400 – 42,000	22,000 – 35,000	16,600 – 28,000	20,000 – 50,000	20,000 – 50,000	20,000 – 50,000
3/32	21,600 – 31,200	18,000 – 26,000	13,400 – 20,800	20,000 – 50,000	20,000 – 50,000	20,000 – 50,000
1/8	19,200 – 28,800	16,000 – 24,000	11,800 – 19,200	20,000 – 50,000	20,000 – 38,000	20,000 – 30,500
3/16	15,000 – 19,776	12,500 – 16,480	9,000 – 13,184	20,000 – 34,000	20,000 – 26,000	16,000 – 20,300
1/4	12,120 – 16,800	10,100 – 14,000	7,080 – 11,200	18,000 – 24,400	15,000 – 18,000	12,000 – 15,000
5/16	11,400 – 15,900	9,200 – 13,250	6,360 – 10,600	14,600 – 19,000	12,000 – 14,000	9,700 – 12,000
3/8	10,560 – 14,520	8,800 – 12,100	6,040 – 9,680	12,000 – 16,200	10,000 – 12,000	8,100 – 10,000
7/16	9,480 – 12,480	7,900 – 10,400	5,320 – 8,320	10,000 – 13,900	8,700 – 10,400	6,900 – 8,700
1/2	8,280 – 10,920	6,900 – 9,100	4,520 – 7,280	9,100 – 12,200	7,800 – 9,800	6,100 – 7,600

Chip Load per Tooth

Diameter	30 - 40 HRC		40 - 50 HRC		50 - 60 HRC	
	Rough & Semi	Finishing	Rough & Semi	Finishing	Rough & Semi	Finishing
1/32	0.0006 – 0.0010	0.0006 – 0.0009	0.0006 – 0.0008	0.0005 – 0.0007	0.0004 – 0.0007	0.0004 – 0.0006
1/16	0.0012 – 0.0016	0.0010 – 0.0015	0.0010 – 0.0015	0.0010 – 0.0014	0.0008 – 0.0012	0.0007 – 0.0010
3/32	0.0020 – 0.0025	0.0014 – 0.0024	0.0015 – 0.0022	0.0014 – 0.0020	0.0012 – 0.0020	0.0010 – 0.0014
1/8	0.0025 – 0.0030	0.0019 – 0.0028	0.0020 – 0.0027	0.0019 – 0.0026	0.0017 – 0.0022	0.0015 – 0.0020
3/16	0.0035 – 0.0043	0.0032 – 0.0042	0.0032 – 0.0041	0.0030 – 0.0040	0.0030 – 0.0039	0.0023 – 0.0031
1/4	0.0050 – 0.0060	0.0040 – 0.0053	0.0050 – 0.0057	0.0040 – 0.0051	0.0040 – 0.0050	0.0038 – 0.0048
5/16	0.0063 – 0.0070	0.0053 – 0.0068	0.0052 – 0.0066	0.0052 – 0.0063	0.0051 – 0.0062	0.0046 – 0.0054
3/8	0.0070 – 0.0080	0.0062 – 0.0079	0.0062 – 0.0077	0.0054 – 0.0065	0.0060 – 0.0072	0.0050 – 0.0061
7/16	0.0080 – 0.0087	0.0068 – 0.0086	0.0068 – 0.0084	0.0060 – 0.0078	0.0066 – 0.0080	0.0053 – 0.0070
1/2	0.0087 – 0.0100	0.0080 – 0.0094	0.0080 – 0.0092	0.0070 – 0.0090	0.0078 – 0.0090	0.0062 – 0.0081

Axial Depths of Cut (aa)

30 - 40 HRC 10% of Diameter
 40 - 50 HRC 7% of Diameter
 50 - 60 HRC 5% of Diameter



Radial Depths of Cut (ar)

Up to 35% of Diameter for roughing and semi-finishing operations. However, radial depths of cut for finishing operations are normally determined by the surface finish requirements specific to each application.





For Long LDR (6:1 to 8:1)

Speeds

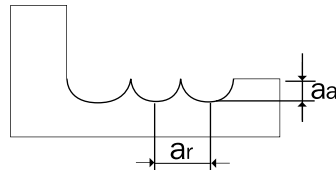
Diameter	Roughing & Semi-finishing			Finishing		
	RPM			RPM		
	30 - 40 HRC	40 - 50 HRC	50 - 60 HRC	30 - 40 HRC	40 - 50 HRC	50 - 60 HRC
1/32	28,800 – 45,000	24,000 – 37,500	18,450 – 30,000	15,000 – 37,500	15,000 – 37,500	15,000 – 37,500
1/16	19,800 – 31,500	16,500 – 26,250	12,450 – 21,000	15,000 – 37,500	15,000 – 37,500	15,000 – 37,500
3/32	16,200 – 23,400	13,500 – 19,500	10,050 – 15,600	15,000 – 37,500	15,000 – 37,500	15,000 – 37,500
1/8	14,400 – 21,600	12,000 – 18,000	8,850 – 14,400	15,000 – 37,500	15,000 – 28,500	15,000 – 22,875
3/16	11,250 – 14,832	9,375 – 12,360	6,750 – 9,888	15,000 – 25,500	15,000 – 19,500	12,000 – 15,225
1/4	9,090 – 12,600	7,575 – 10,500	5,310 – 8,400	13,500 – 18,300	11,250 – 13,500	9,000 – 11,250
5/16	8,550 – 11,925	6,900 – 9,845	4,770 – 7,950	10,950 – 14,250	9,000 – 10,500	7,275 – 9,000
3/8	7,920 – 10,890	6,600 – 9,075	4,530 – 7,260	9,000 – 12,150	7,500 – 9,000	6,075 – 7,500
7/16	7,110 – 9,360	5,925 – 7,800	3,990 – 6,240	7,500 – 10,425	6,525 – 7,800	5,175 – 6,525
1/2	6,210 – 8,190	5,175 – 6,825	3,390 – 5,460	6,825 – 9,150	5,850 – 7,350	4,575 – 5,700

Chip Load per Tooth

Diameter	30 - 40 HRC		40 - 50 HRC		50 - 60 HRC	
	Rough & Semi	Finishing	Rough & Semi	Finishing	Rough & Semi	Finishing
1/32	0.0005 – 0.0008	0.0004 – 0.0007	0.0004 – 0.0005	0.0005 – 0.0006	0.0003 – 0.0005	0.0003 – 0.0005
1/16	0.0009 – 0.0012	0.0008 – 0.0011	0.0008 – 0.0011	0.0008 – 0.0011	0.0006 – 0.0009	0.0005 – 0.0008
3/32	0.0015 – 0.0019	0.0011 – 0.0018	0.0011 – 0.0017	0.0011 – 0.0015	0.0009 – 0.0015	0.0008 – 0.0011
1/8	0.0019 – 0.0023	0.0014 – 0.0021	0.0015 – 0.0020	0.0014 – 0.0020	0.0013 – 0.0017	0.0011 – 0.0015
3/16	0.0026 – 0.0032	0.0024 – 0.0032	0.0024 – 0.0031	0.0023 – 0.0030	0.0023 – 0.0029	0.0017 – 0.0023
1/4	0.0038 – 0.0045	0.0030 – 0.0040	0.0038 – 0.0043	0.0030 – 0.0038	0.0030 – 0.0038	0.0029 – 0.0036
5/16	0.0047 – 0.0053	0.0040 – 0.0051	0.0039 – 0.0050	0.0039 – 0.0047	0.0038 – 0.0047	0.0035 – 0.0041
3/8	0.0053 – 0.0060	0.0047 – 0.0059	0.0047 – 0.0058	0.0041 – 0.0049	0.0045 – 0.0054	0.0038 – 0.0046
7/16	0.0060 – 0.0065	0.0051 – 0.0065	0.0051 – 0.0063	0.0045 – 0.0059	0.0050 – 0.0060	0.0040 – 0.0053
1/2	0.0065 – 0.0075	0.0060 – 0.0071	0.0060 – 0.0069	0.0053 – 0.0068	0.0059 – 0.0068	0.0047 – 0.0061

Axial Depths of Cut (aa)

30 - 40 HRC 10% of Diameter
 40 - 50 HRC 7% of Diameter
 50 - 60 HRC 5% of Diameter



Radial Depths of Cut (ar)

Up to 35% of Diameter for roughing and semi-finishing operations. However, radial depths of cut for finishing operations are normally determined by the surface finish requirements specific to each application.





For Extra Long LDR (Beyond 8:1)

Speeds

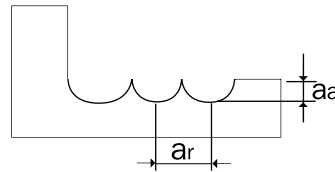
Diameter	Roughing & Semi-finishing			Finishing		
	RPM			RPM		
	30 - 40 HRC	40 - 50 HRC	50 - 60 HRC	30 - 40 HRC	40 - 50 HRC	50 - 60 HRC
1/32	19,200 – 30,000	16,000 – 25,000	12,300 – 20,000	10,000 – 25,000	10,000 – 25,000	10,000 – 25,000
1/16	13,200 – 21,000	11,000 – 17,500	8,300 – 14,000	10,000 – 25,000	10,000 – 25,000	10,000 – 25,000
3/32	10,800 – 15,600	9,000 – 13,000	6,700 – 10,400	10,000 – 25,000	10,000 – 25,000	10,000 – 25,000
1/8	9,600 – 14,400	8,000 – 12,000	5,900 – 9,600	10,000 – 25,000	10,000 – 19,000	10,000 – 15,250
3/16	7,500 – 9,888	6,250 – 8,240	4,500 – 6,592	10,000 – 17,000	10,000 – 13,000	8,000 – 10,150
1/4	6,060 – 8,400	5,050 – 7,000	3,540 – 5,600	9,000 – 12,200	7,500 – 9,000	6,000 – 7,500
5/16	5,700 – 7,950	4,600 – 6,625	3,180 – 5,300	7,300 – 9,500	6,000 – 7,000	4,850 – 6,000
3/8	5,280 – 7,260	4,400 – 6,050	3,020 – 4,840	6,000 – 8,100	5,000 – 6,000	4,050 – 5,000
7/16	4,740 – 6,240	3,950 – 5,200	2,660 – 4,160	5,000 – 6,950	4,350 – 5,200	3,450 – 4,350
1/2	4,140 – 5,460	3,450 – 4,550	2,260 – 3,640	4,550 – 6,100	3,900 – 4,900	3,050 – 3,800

Chip Load per Tooth

Diameter	30 - 40 HRC		40 - 50 HRC		50 - 60 HRC	
	Rough & Semi	Finishing	Rough & Semi	Finishing	Rough & Semi	Finishing
1/32	0.0003 – 0.0005	0.0003 – 0.0005	0.0003 – 0.0004	0.0003 – 0.0004	0.0002 – 0.0004	0.0002 – 0.0003
1/16	0.0006 – 0.0008	0.0005 – 0.0008	0.0005 – 0.0008	0.0005 – 0.0007	0.0004 – 0.0006	0.0004 – 0.0005
3/32	0.0010 – 0.0013	0.0007 – 0.0012	0.0008 – 0.0011	0.0007 – 0.0010	0.0006 – 0.0010	0.0005 – 0.0007
1/8	0.0013 – 0.0015	0.0010 – 0.0014	0.0010 – 0.0014	0.0010 – 0.0013	0.0009 – 0.0011	0.0008 – 0.0010
3/16	0.0018 – 0.0022	0.0016 – 0.0021	0.0016 – 0.0021	0.0015 – 0.0020	0.0015 – 0.0020	0.0012 – 0.0016
1/4	0.0025 – 0.0030	0.0020 – 0.0027	0.0025 – 0.0029	0.0020 – 0.0026	0.0020 – 0.0025	0.0019 – 0.0024
5/16	0.0032 – 0.0035	0.0027 – 0.0034	0.0026 – 0.0033	0.0026 – 0.0032	0.0026 – 0.0031	0.0023 – 0.0027
3/8	0.0035 – 0.0040	0.0031 – 0.0040	0.0031 – 0.0039	0.0027 – 0.0033	0.0030 – 0.0036	0.0025 – 0.0031
7/16	0.0040 – 0.0044	0.0034 – 0.0043	0.0034 – 0.0042	0.0030 – 0.0039	0.0033 – 0.0040	0.0027 – 0.0035
1/2	0.0044 – 0.0050	0.0040 – 0.0047	0.0040 – 0.0046	0.0035 – 0.0045	0.0039 – 0.0045	0.0031 – 0.0041

Axial Depths of Cut (aa)

30 - 40 HRC 10% of Diameter
 40 - 50 HRC 7% of Diameter
 50 - 60 HRC 5% of Diameter




Radial Depths of Cut (ar)

Up to 35% of Diameter for roughing and semi-finishing operations. However, radial depths of cut for finishing operations are normally determined by the surface finish requirements specific to each application.





Shapes & SCTI Identification



Series SA
Cylindrical



Series SC
Cylindrical Ball End



Series SF
Round Nose Tree



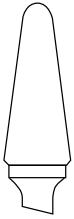
Series SG
Pointed Tree




Series SM
Pointed Cone



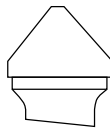
Series SE
Egg Shape



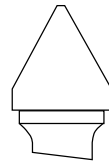
Series SL
14 Degree
Included Angle



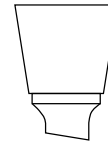
Series SD
Ball Shape



Series SK
90 Degree
Included Angle



Series SJ
60 Degree
Included Angle



Series SN
Inverted Taper



Series SH
Flame Shape

Styles of Cut

Medium Tough Cut

Engineered specifically for tough applications. Tough cut insures faster, splinter-free cutting in weld and alloy castings with increased tool life.



Medium Right Hand Spiral

General purpose - Recommended for stock removal and a smooth finish.



Aluminum Cut

Designed for use on aluminum, non-ferrous metals, soft steel, reinforced plastics, and other soft materials.



Coarse and Fine Cuts are available on request.

Recommended Cutting Speeds for Carbide Burs

Diameter	RPM	Max RPM
1/16"	55,000 - 85,000	90,000
3/32"	50,000 - 60,000	85,000
1/8"	35,000 - 65,000	80,000
3/16"	30,000 - 55,000	75,000
1/4"	25,000 - 50,000	70,000
5/16"	18,000 - 38,000	65,000
3/8"	17,000 - 38,000	63,000
7/16"	13,000 - 37,000	55,000
1/2"	14,000 - 36,000	50,000
5/8"	11,000 - 23,000	40,000
3/4"	8,000 - 19,000	30,000
1"	7,000 - 18,000	25,000

Note: Use lower speeds when cutting harder ferrous materials and higher speeds for softer non-ferrous materials.





Type of Insert

Material Class	Grade	Coating Method	Hardness (HRA)	Surface Treatment		Features
				Main Component	Coating Thickness	
P	XC3020	CVD	90.5	TiCN + Al ₂ O ₃	10 μm	For Machining Steel and Cast Iron Composed of a tough, high-strength carbide material with a chipping-resistant and wear-resistance coating.
	XP3025	PVD	90.5	TiAlN	5 μm	For Machining Steel and Cast Iron Composed of a tough, high-strength carbide material with a chipping-resistant and wear-resistance coating.
	XC3025	CVD	90.8	TiCN + TiN + Al ₂ O ₃	4 μm	For Machining Steel, Stainless Steel and Cast Iron Composed of a tough, high-strength carbide material with a chipping-resistant and wear-resistant coating.
	XC3030	CVD	89.5	TiCN + Al ₂ O ₃	10 μm	For Machining Steel and Cast Iron Composed of a tough, high-strength carbide material with a chipping-resistant and wear-resistant coating.
	XP3035	PVD	89.5	TiAlN	5 μm	For Machining Steel, Stainless Steel and Cast Iron A grade for general purpose milling. Composed of a tough, high-strength carbide material with a chipping-resistant and wear-resistant coating.
	XP3930	PVD	90.8	TiAlN	3 μm	For Machining Steel, Stainless Steel and Cast Iron Excellent balance; can accommodate a wide range of workpiece materials.
	XP8030	PVD	91.9	TiAlN	3 μm	For machining steel and stainless steel Excellent balance of wear-resistance and chipping-resistance; can accommodate a wide range of workpiece materials.
	XC8035	CVD	89.6	TiCN + Al ₂ O ₃	7 μm	For machining steel and cast iron Composed of a tough, high-strength carbide material with a chipping-resistant and wear-resistant coating.
	XP3225	PVD	91.5	Cr	3 μm	For Machining Steel, Stainless Steel and Cast Iron Composed of a tough carbide material with an excellent general purpose coating.
	XP3310	PVD	92.5	SiC Silicon-based heat-resistant coating	3 μm	For Machining Steel and Cast Iron Composed of a tough, high-strength carbide material with a chipping-resistant and wear-resistant coating.
	XP3320	PVD	91.5	SiC Silicon-based heat-resistant coating	3 μm	For Machining Steel, Stainless Steel and Cast Iron Composed of a tough carbide material with a heat-resistant and wear-resistant coating.
	M	XP2025	PVD	91.0	TiAlN	5 μm
XP2040		PVD	89.6	TiAlN	5 μm	For Machining Stainless Steel and Steel Ideal for general-purpose milling. Composed of a tough, high-strength carbide with an anti-chipping and wear-resistant coating.
XP2225		PVD	91.5	Cr	3 μm	For machining stainless steel Composed of a heat-resistant carbide material with a heat-resistant and wear-resistant coating.
K	XC1015	CVD	91.5	TiCN + Al ₂ O ₃	10 μm	For Machining Cast Iron Composed of a tough, high-strength carbide material with an anti-chipping and wear-resistant coating.
	XP1020	PVD	91.5	TiAlN	5 μm	For Machining Cast Iron Composed of a tough, high-strength carbide material with an anti-chipping and wear-resistant coating.
N	CK010	-	92.0	-	-	For Machining Non-Ferrous Materials Composed of a non-coated carbide material with an anti-chipping and wear-resistant properties.
	XC4505	CVD	93.0	DIA	12 μm	For Machining Non-Ferrous Materials Micro crystal diamond provides a coating layer with excellent strength.
S	XC5035	CVD	89.3	TiN + Ti(CN) + Al ₂ O ₃ + Ti(BN)	6 μm	For Machining Heat-Resistant Alloy and Stainless Steel Composed of a tough carbide material with an oxidation-resistant and high-lubricity coating.
	XC5040	CVD	89.3	TiN + TiB ₂	4 μm	For Machining Heat-Resistant Alloy and Stainless Steel Can be used for wet machining. Composed of a tough carbide material with an oxidation-resistant and high-lubricity coating.
H	XP6015	PVD	92.2	TiAlN	4 μm	For Machining High Hardness Steel Composed of a tough, high-strength carbide material with a wear-resistant coating.
	XP6305	PVD	93.0	SiC Silicon-based heat-resistant coating	3 μm	For Machining High Hardness Steel Composed of a tough, high-strength carbide material with excellent thermal conductivity.

ABOUT OSG

DRILLING

THREADING

MILLING

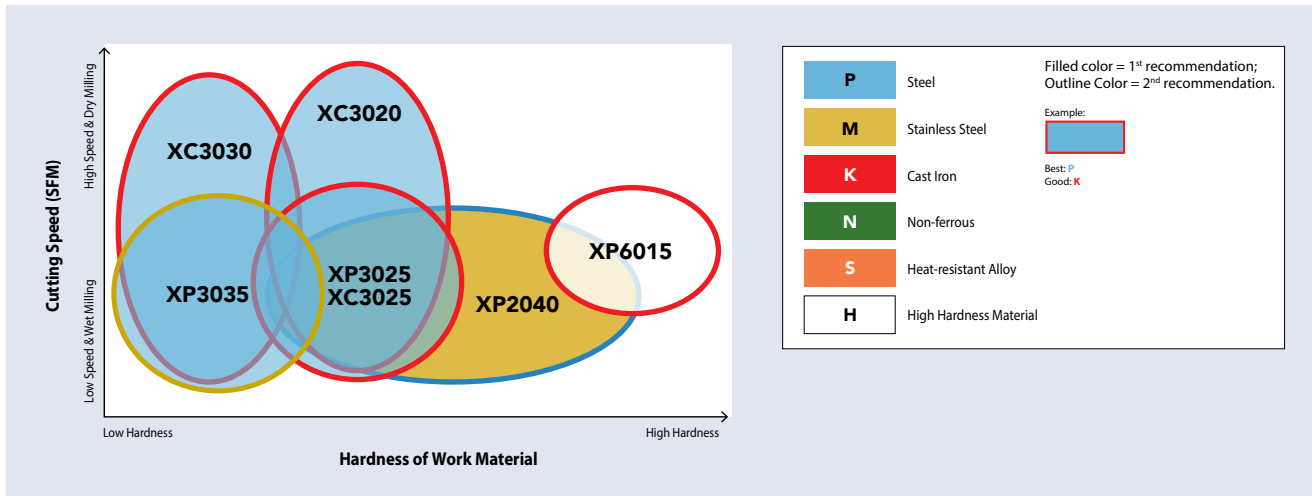
HOLDERS

INDEX



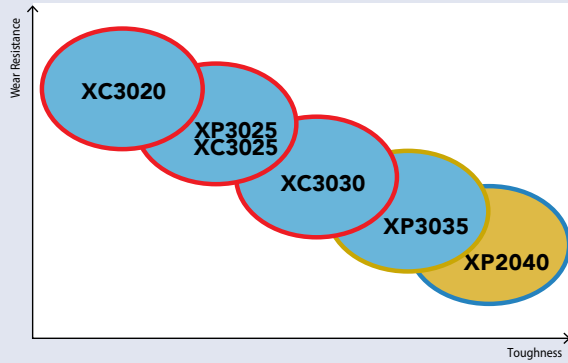


Insert Application Chart

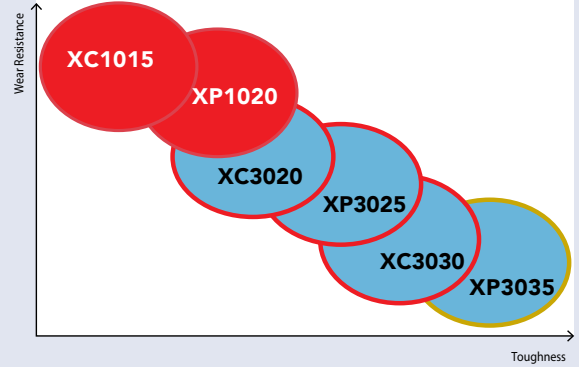


Application Chart of Insert Material


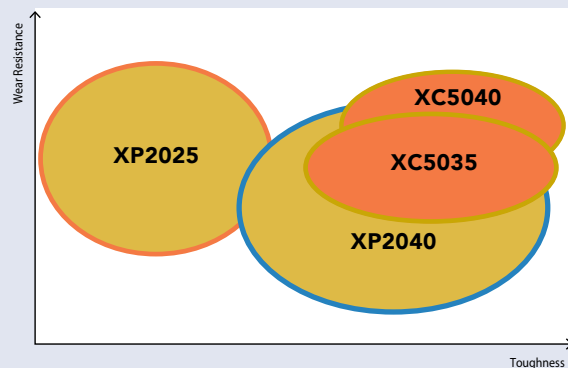
Steel-based Work Material (Mild Steel, Steel, Hardened Steel)



Cast Iron & Ductile Iron

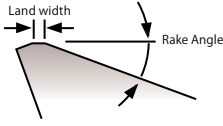
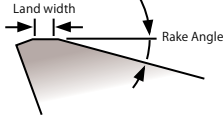
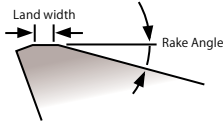
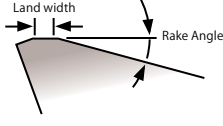
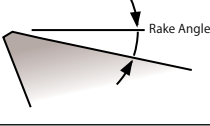
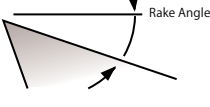


Stainless Steel





Type of Chip Breaker

Machining Method	Chip Breaker	Cutting Edge Cross-Section (Approximate)	Application
Milling	GL		For milling stainless steel: a breaker with a large rake angle and a small flat land to reduce cutting force.
	GM		For milling various materials from steel to cast iron: a breaker with a superior balance of rake angle and flat land.
	GR		For milling various materials from steel to cast iron: a highly rigid breaker with large rake angle and flat and to provide a sharp cutting edge and enable efficient milling.
	HR		For milling high hardened steel: a breaker with sharpness and excellent rigidity.
	SM		For milling difficult materials: a breaker with a sharp cutting edge to reduce cutting force and provide smooth chip evacuation.
	NM		For milling non-ferrous materials: a breaker with a sharp cutting edge and a large rake angle to suppress welding, improve the milling surface and prevent burrs.





Insert Designation

Z	D	K	T
①	②	③	④

Shape of Insert		
C	Diamond Apex 80°	
D	Diamond Apex 55°	
O	Octagon	
R	Round	
S	Square	
T	Triangle	
V	Diamond Apex 35°	
W	Axonomic Hexagon	
Z	Other Shapes	-

Tolerance			
Symbol	Inscribed Circle Tolerance (mm)	Corner Height Tolerance (mm)	Thickness Tolerance (mm)
A	±0.025	±0.005	±0.025
C	±0.025	±0.013	±0.025
E	±0.025	±0.025	±0.025
H	±0.013	±0.013	±0.025
K*	±0.05~±0.15	±0.013	±0.025
M*	±0.05~±0.15	±0.08~±0.18	±0.13
N*	±0.05~±0.15	±0.08~±0.18	±0.025

*Sintered insert shown on the side

Clearance Angle		
A	3°	
C	7°	
D	15°	
E	20°	
N	0°	
P	11°	
X	Special Dimension	

Special Cutting and Fastening Feature			
Symbol	Shape of Hole	With or Without Breaker	Insert Cross Section
W	(40°~60°) Partial cylindrical hole	No Breaker	
T		One Side	
B	(70°~90°) Partial cylindrical hole	No Breaker	
U	(40°~60°) Partial cylindrical hole	Both Sides	
N	-	No Breaker	
R	-	One Side	





15	05	08	S	R	-	GM
⑤	⑥	⑦	⑧	⑨	-	⑩

Length of the Cutting Edge	
O	
R	
S	
T	
Z	

Corner Radius Symbol	
Symbol	Corner Radius (mm)
02	R0.2
04	R0.4
08	R0.8
12	R1.2
16	R1.6
24	R2.4

Cutting Direction	
Symbol	Cutting Direction
R	Right Hand
L	Left Hand
N	Neutral

Thickness of Insert	
Symbol	Thickness (mm)
02	2.38
03	3.18
T3	3.97
04	4.76
05	5.56
06	6.35

Type of Cutting Edge	
Symbol	Appearance
F	 Sharp Edge
E	 Round Honing
T	 Chamfer Honing
S	 Combination Honing

Type of Chip Breaker	
Symbol	Name
GL	GL Breaker
GM	GM Breaker
GR	GR Breaker
HR	HR Breaker
NM	NM Breaker
SM	SM Breaker
DM	DM Breaker
DR	DR Breaker
DN	DN Breaker

ABOUT OSG

DRILLING

THREADING

MILLING

HOLDERS

INDEX





PHC	12	R	150	SA	125	-	3	S
①	②	③	④	⑤	⑥		⑦	⑧

Abbreviation

Example:
PHC =
Phoenix High Feed Cutter

Cutting Direction

R = Right Hand
L = Left Hand

Mounting Diameter

Example:
125 = 1.25"
32 = 32 mm

Number of Flutes

Example:
3 = 3-Flute

Insert Size

Example:
12 = 12 mm

Cutter Diameter

Example:
150 = 1.50"
080 = 80 mm

Mounting Type

A	Bore Type (Inch)
M	Bore Type (Metric)
SA	Straight Shank (Inch)
FA	Weldon Shank (Inch)
SS	Straight Shank (Metric)
MT	Morse Taper Shank
ASF	Screw Fit Type (Inch)
SF	Screw Fit Type (Metric)
FS	Flat Shank

Shank Type

S	Short
L	Long
LL	Extra Long





List 52700 - PHOENIX® PAS: Bore

List 78020 - PHOENIX® PAS: Bore

Work Material		Tensile Strength - Hardness	Insert Size		
			SNKU15...		
			Face Milling		
			Milling Speed Vc (SFM)	Feed Per Tooth fz(in/t)	Depth of Cut Aa (in)
P	Mild Steels, Carbon Steels (1010, 1018)	~180 HB	590 (330 - 820)	0.007 (0.006 - 0.014)	0.120
	Carbon Steels, Alloy Steels (1050, 4140)	~280 HB	590 (330 - 820)	0.007 (0.006 - 0.014)	0.120
	Die Steels (H13, D2)	~280 HB	495 (260 - 655)	0.006 (0.004 - 0.012)	0.120
M	Stainless Steels (304, 420)	~250 HB	395 (260 - 590)	0.005 (0.003 - 0.010)	0.120
K	Cast Iron (No. 35 B)	~300 N/mm ²	590 (330 - 1150)	0.008 (0.006 - 0.014)	0.160
	Ductile Cast Iron (60-40-18)	~600 N/mm ²	590 (330 - 885)	0.008 (0.004 - 0.012)	0.120
S	Heat Resistant Alloys (Inconel 718)	-	115 (85 - 200)	0.004 (0.002 - 0.006)	0.040
	Titanium Alloy (Ti-6Al-4V)	-	130 (100 - 400)	0.005 (0.003 - 0.008)	0.060
H	Pre-hardened Steel (P20, Stavax)	40 - 43 HRC	330 (195 - 495)	0.005 (0.003 - 0.008)	0.060
	Die Cast Steels (A2, S7)	43 - 48 HRC	260 (130 - 395)	0.004 (0.002 - 0.006)	0.020
	Hardened Steels (D2)	50 - 55 HRC	195 (130 - 295)	0.003 (0.002 - 0.006)	0.020

ABOUT OSG

DRILLING

THREADING

MILLING

HOLDERS

INDEX





List 52800 - PHOENIX[®] PAO: Bore
List 78120 - PHOENIX[®] PAO: Bore

Work Material		Tensile Strength - Hardness	Insert Size		
			OZKU06... / XAHT06...		
			Face Milling		
			Milling Speed Vc (SFM)	Feed Per Tooth fz (in/t)	Depth of Cut Aa (in)
P	Mild Steels, Carbon Steels (1010, 1018)	~180 HB	590 (330 - 820)	0.010 (0.008 - 0.020)	0.080
	Carbon Steels, Alloy Steels (1050, 4140)	~280 HB	590 (330 - 820)	0.010 (0.008 - 0.020)	0.080
	Die Steels (H13, D2)	~280 HB	495 (260 - 655)	0.010 (0.006 - 0.016)	0.080
M	Stainless Steels (304, 420)	~250 HB	395 (260 - 590)	0.008 (0.006 - 0.016)	0.080
K	Cast Iron (No. 35 B)	~300 N/mm ²	655 (330 - 1150)	0.012 (0.008 - 0.020)	0.080
	Ductile Cast Iron (60-40-18)	~600 N/mm ²	590 (330 - 885)	0.011 (0.006 - 0.016)	0.080
S	Heat Resistant Alloys (718 Inconel)	-	115 (85 - 200)	0.005 (0.002 - 0.008)	0.040
	Titanium Alloy (Ti-6Al-4V)	-	130 (100 - 400)	0.006 (0.004 - 0.010)	0.060
H	Pre-hardened Steel (P20, Stavax)	40 - 43 HRC	330 (195 - 495)	0.006 (0.004 - 0.010)	0.060
	Die Cast Steels (A2, S7)	43 - 48 HRC	260 (130 - 395)	0.005 (0.002 - 0.008)	0.020
	Hardened Steels (D2)	50 - 55 HRC	195 (130 - 295)	0.004 (0.002 - 0.008)	0.020

ABOUT OSG

DRILLING

THREADING

MILLING

HOLDERS

INDEX





List 52900 - PHOENIX® PSF: SA/FA

List 78030 - PHOENIX® PSF: ss

List 52901 - PHOENIX® PSF: Bore

List 78130 - PHOENIX® PSF: Bore

Work Material		Tensile Strength – Hardness	Insert Size		
			SD_T09...		
			Face Milling • Side Milling		
			Milling Speed V _c (SFM)	Feed Per Tooth f _z (in/t)	Depth of Cut A _a (in)
P	Mild Steels, Carbon Steels (1010, 1018)	~180 HB	590 (330 - 820)	0.005 (0.002 - 0.008)	0.120
	Carbon Steels, Alloy Steels (1050, 4140)	~280 HB	590 (330 - 820)	0.005 (0.002 - 0.008)	0.120
	Die Steels (H13, D2)	~280 HB	495 (260 - 655)	0.004 (0.002 - 0.007)	0.120
M	Stainless Steels(Dry) (304SS, 420SS)	~250 HB	495 (260 - 655)	0.004 (0.002 - 0.007)	0.080
	Stainless Steels(Wet) (304SS, 420SS)	~250 HB	260 (195 - 395)	0.004 (0.002 - 0.007)	0.080
K	Cast Iron (FC250)	~350 N/mm ²	590 (330 - 1150)	0.005 (0.002 - 0.008)	0.120
	Ductile Cast Iron (60-40-18)	~800 N/mm ²	590 (330 - 885)	0.005 (0.002 - 0.008)	0.120
N	Aluminum Alloys (6061, 7075)	~13% Si	985 (655 - 4920)	0.006 (0.004 - 0.010)	0.120
S	Heat Resistant Alloys (Inconel 718)	-	115 (85 - 195)	0.004 (0.002 - 0.006)	0.060
	Titanium Alloy (Ti-6Al-4V)	-	130 (100 - 395)	0.004 (0.002 - 0.007)	0.060
H	Pre-hardened Steel (P20, Stavax)	40 - 43 HRC	295 (130 - 495)	0.004 (0.003 - 0.008)	0.060
	Die Cast Steels (A2, S7)	43 - 48 HRC	230 (130 - 395)	0.003 (0.002 - 0.006)	0.020
	Hardened Steels (D2)	50 - 55 HRC	165 (130 - 295)	0.002 (0.002 - 0.004)	0.020

ABOUT OSG

DRILLING

THREADING

MILLING

HOLDERS

INDEX





List 53200 - PHOENIX® PSFL: SA/FA

List 78037 - PHOENIX® PSFL: SS

List 53201 - PHOENIX® PSFL: Bore

List 78137 - PHOENIX® PSFL: Bore

Work Material	Tensile Strength - Hardness	Insert Size SD_T09...		Insert Size SD_T12...		
		Face Milling • Side Milling		Face Milling • Side Milling		
		Milling Speed Vc (SFM)	Feed Per Tooth fz (in/t)	Milling Speed Vc (SFM)	Feed Per Tooth fz (in/t)	
P Mild Steels, Carbon Steels (1010, 1018)	~180 HB	525 (330 - 655)	0.010 (0.008 - 0.016)	525 (330 - 655)	0.012 (0.008 - 0.016)	
	Carbon Steels, Alloy Steels (1050, 4140)	~280 HB	495 (330 - 655)	0.008 (0.006 - 0.012)	495 (330 - 655)	0.010 (0.006 - 0.012)
	Die Steels (H13, D2)	~280 HB	425 (265 - 590)	0.008 (0.006 - 0.012)	425 (265 - 590)	0.010 (0.006 - 0.012)
M Stainless Steels(Dry) (304SS, 420SS)	~250 HB	495 (330 - 655)	0.005 (0.004 - 0.012)	495 (330 - 655)	0.006 (0.004 - 0.012)	
	Stainless Steels(Wet) (304SS, 420SS)	~250 HB	265 (200 - 395)	0.005 (0.004 - 0.012)	265 (200 - 395)	0.006 (0.004 - 0.012)
K Cast Iron (FC250)	~350 N/mm ²	525 (330 - 985)	0.008 (0.006 - 0.014)	525 (330 - 985)	0.010 (0.008 - 0.016)	
	Ductile Cast Iron (60-40-18)	~800 N/mm ²	525 (330 - 820)	0.008 (0.006 - 0.012)	525 (330 - 820)	0.008 (0.006 - 0.014)
N Aluminum Alloys (6061, 7075)	~13% Si	985 (655 - 3280)	0.010 (0.004 - 0.016)	985 (655 - 3280)	0.012 (0.004 - 0.016)	
S Heat Resistant Alloys (Inconel 718)	-	115 (85 - 195)	0.006 (0.003 - 0.012)	115 (85 - 195)	0.007 (0.004 - 0.012)	
	Titanium Alloy (Ti-6Al-4V)	-	130 (100 - 395)	0.006 (0.003 - 0.012)	130 (100 - 395)	0.007 (0.004 - 0.012)
H Pre-hardened Steel (P20, Stavax)	40 - 43 HRC	330 (130 - 490)	0.006 (0.003 - 0.012)	330 (130 - 490)	0.007 (0.004 - 0.012)	
	Die Cast Steels (A2, S7)	43 - 48 HRC	200 (130 - 395)	0.005 (0.002 - 0.008)	200 (130 - 395)	0.006 (0.002 - 0.012)
	Hardened Steels (D2)	50 - 55 HRC	165 (130 - 295)	0.004 (0.002 - 0.006)	165 (130 - 295)	0.004 (0.002 - 0.006)

Cutting Conditions Adjustment Ratio

Depth of Cut Aa	Width of Cut Ar Max	Milling Speed Ratio	Feed Rate Ratio
< 0.2D	1D	0.8	0.5
0.25-0.3D	0.7D	0.8	0.6
0.4-0.5D	0.5D	0.9	0.7
0.6-0.7D	0.3D	0.9	0.8
0.8-1.0D	0.2D	1.0	0.9
1.1-1.5D	0.1D	1.0	1.0

Ex: For Ø1.250" PSFL with SDMT09 inserts, Aa = 1.150", side milling in 1050 carbon steel:
Vc = 495 SFM x 1.0 = 495 SFM
fz = 0.008 in/t x 0.9 = 0.007 in/t
Ar = 0.2 x 1.250" = 0.250" Max



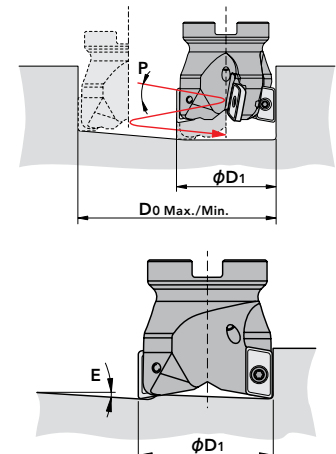


- List 78013 - PHOENIX® PSE: SA/FA
- List 78011 - PHOENIX® PSE: ss
- List 78012 - PHOENIX® PSE: Bore
- List 78010 - PHOENIX® PSE: Bore
- List 52601 - PHOENIX® PSE: ASF
- List 78016 - PHOENIX® PSE: SF

Work Material	Tensile Strength - Hardness	Insert Size				Insert Size								
		ZDKT07...				ZD T11...				ZDKT15...				
		Side Milling		Face Milling		Side Milling		Face Milling		Side Milling		Face Milling		
		Aa: 0.236" • Ar: 0.15D		Aa: 0.031" • Ar: 1.0D		Aa: 0.394" • Ar: 0.2D		Aa: 0.118" • Ar: 1.0D		Aa: 0.551" • Ar: 0.2D		Aa: 0.197" • Ar: 1.0D		
		Milling Speed Vc (SFM)	Feed Per Tooth fz (in/t)	Milling Speed Vc (SFM)	Feed Per Tooth fz (in/t)	Milling Speed Vc (SFM)	Feed Per Tooth fz (in/t)	Milling Speed Vc (SFM)	Feed Per Tooth fz (in/t)	Milling Speed Vc (SFM)	Feed Per Tooth fz (in/t)	Milling Speed Vc (SFM)	Feed Per Tooth fz (in/t)	
P	Mild Steels, Carbon Steels (1010, 1018)	~180 HB	590 (330 - 820)	0.004 (.001-.005)	590 (330 - 820)	0.003 (.001-.004)	590 (330 - 820)	0.010 (.008 - .020)	590 (330 - 820)	0.005 (.002 - .008)	590 (330 - 820)	0.012 (.008 - .024)	590 (330 - 820)	0.006 (.002 - .010)
	Carbon Steels, Alloy Steels (1050, 4140)	~280 HB	590 (330 - 820)	0.003 (.001-.004)	590 (330 - 820)	0.003 (.001-.004)	590 (330 - 820)	0.008 (.006 - .016)	590 (330 - 820)	0.004 (.002 - .008)	590 (330 - 820)	0.010 (.006 - .020)	590 (330 - 820)	0.005 (.002 - .008)
	Die Steels (H13, D2)	~280 HB	460 (260 - 590)	0.003 (.001-.004)	460 (260 - 590)	0.003 (.001-.004)	495 (260 - 655)	0.008 (.006 - .016)	495 (260 - 655)	0.004 (.002 - .007)	495 (260 - 655)	0.010 (.006 - .020)	495 (260 - 655)	0.005 (.002 - .008)
M	Stainless Steels(Dry) (304SS, 420SS)	~250 HB	460 (260 - 590)	0.002 (.001-.003)	460 (260 - 590)	0.002 (.001-.004)	495 (260 - 655)	0.007 (.006 - .016)	495 (260 - 655)	0.004 (.004 - .007)	495 (260 - 655)	0.008 (.006 - .018)	495 (260 - 655)	0.005 (.004 - .008)
	Stainless Steels(Wet) (304SS, 420SS)	~250 HB	260 (195 - 330)	0.002 (.001-.003)	260 (195 - 330)	0.002 (.001-.004)	260 (195 - 395)	0.007 (.006 - .016)	260 (195 - 395)	0.004 (.004 - .007)	260 (195 - 395)	0.008 (.006 - .018)	260 (195 - 395)	0.005 (.004 - .008)
K	Cast Iron (FC250)	~350 N/mm ²	590 (330 - 985)	0.004 (.001-.005)	590 (330 - 985)	0.004 (.001-.005)	590 (330 - 985)	0.010 (.006 - .020)	590 (330 - 985)	0.005 (.002 - .008)	590 (330 - 985)	0.012 (.008 - .024)	590 (330 - 985)	0.006 (.002 - .010)
	Ductile Cast Iron (60-40-18)	~800 N/mm ²	590 (330 - 820)	0.003 (.001-.004)	590 (330 - 820)	0.002 (.001-.003)	590 (330 - 820)	0.006 (.004 - .016)	590 (330 - 820)	0.005 (.002 - .008)	590 (330 - 820)	0.008 (.006 - .020)	590 (330 - 820)	0.006 (.002 - .010)
N	Aluminum Alloys (6061, 7075)	~13% Si	985 (655 - 4920)	0.006 (.001-.012)	985 (655 - 4920)	0.005 (.001-.008)	985 (655 - 4920)	0.012 (.008-.020)	985 (655 - 4920)	0.006 (.004 - .010)	985 (655 - 4920)	0.014 (.008 - .024)	985 (655 - 4920)	0.007 (.004 - .012)
S	Heat Resistant Alloys (Inconel 718)	-	115 (85 - 195)	0.003 (.001-.004)	115 (85 - 195)	0.002 (.001-.003)	115 (85 - 195)	0.006 (.004 - .012)	115 (85 - 195)	0.004 (.002 - .006)	115 (85 - 195)	0.008 (.004 - .012)	115 (85 - 195)	0.004 (.002 - .006)
	Titanium Alloy (Ti-6Al-4V)	-	150 (115 - 230)	0.003 (.001-.004)	150 (115 - 230)	0.003 (.001-.004)	130 (100 - 395)	0.007 (.004 - .014)	130 (100 - 395)	0.004 (.004 - .010)	130 (100 - 395)	0.009 (.004 - .014)	130 (100 - 395)	0.004 (.004 - .010)
H	Pre-hardened Steel (P20, Stavax)	40 - 43 HRC	330 (130 - 495)	0.003 (.001-.005)	330 (130 - 495)	0.002 (.001-.003)	330 (130 - 495)	0.007 (.004 - .012)	330 (130 - 495)	0.004 (.003 - .008)	330 (130 - 495)	0.008 (.004 - .014)	330 (130 - 495)	0.005 (.003 - .010)
	Die Cast Steels (A2, S7)	43 - 48 HRC	260 (130 - 330)	0.002 (.001-.003)	260 (130 - 330)	0.002 (.001-.003)	260 (130 - 395)	0.005 (.003 - .008)	260 (130 - 395)	0.003 (.002 - .006)	260 (130 - 395)	0.006 (.003 - .010)	260 (130 - 395)	0.004 (.002 - .008)
	Hardened Steels (D2)	50 - 55 HRC	195 (130 - 230)	0.002 (.001-.003)	195 (130 - 230)	0.002 (.001-.003)	195 (130 - 295)	0.004 (.002 - .008)	195 (130 - 295)	0.002 (.002 - .004)	195 (130 - 295)	0.005 (.002 - .008)	195 (130 - 295)	0.003 (.002 - .005)

Maximum Ramping Angle (E) & Helical Angle (P)

Insert Size	ZDKT07...				ZD_T11...				ZDKT15...			
	Dia. (inch)	Ramping Angle	Helical Milling (inch)	Helical Angle	Ramping Angle	Helical Milling (inch)	Helical Angle	Ramping Angle	Helical Milling (inch)	Helical Angle		
D1	E	D ₀ Min.	D ₀ Max.	P	E	D ₀ Min.	D ₀ Max.	P	E	D ₀ Min.	D ₀ Max.	P
0.375	6.0°	0.514	0.711	4.5°	-	-	-	-	-	-	-	-
0.500	4.5°	0.724	0.961	2.2°	-	-	-	-	-	-	-	-
0.625	2.8°	0.974	1.211	1.1°	10.8°	0.935	1.187	9.5°	-	-	-	-
0.750	2.1°	1.224	1.461	0.8°	9.8°	1.185	1.437	7.0°	-	-	-	-
1.000	1.6°	1.724	1.961	0.5°	7.4°	1.685	1.927	4.4°	9.5°	1.488	1.921	7.4°
1.250	-	-	-	-	4.8°	2.158	2.437	3.2°	6.8°	1.988	2.421	5.0°
1.500	-	-	-	-	2.9°	2.685	2.937	2.2°	5.1°	2.488	2.921	3.2°
2.000	-	-	-	-	2.1°	3.685	3.937	1.6°	2.4°	3.488	3.921	2.4°
2.500	-	-	-	-	1.8°	4.685	4.937	1.4°	2.3°	4.488	4.921	1.4°
3.000	-	-	-	-	1.4°	5.685	5.937	1.0°	2.0°	5.488	5.921	1.3°
4.000	-	-	-	-	-	-	-	-	1.4°	7.488	7.921	1.0°
5.000	-	-	-	-	-	-	-	-	0.8°	9.488	9.921	0.8°
6.000	-	-	-	-	-	-	-	-	0.7°	11.488	11.921	0.6°





List 53000 - PHOENIX® PSEL: SA/FA

List 78029 - PHOENIX® PSEL: SS

List 53001 - PHOENIX® PSEL: Bore

List 78028 - PHOENIX® PSEL: Bore

Work Material	Tensile Strength - Hardness	Insert Size			
		ZD T11...		ZDKT15...	
		Side Milling		Side Milling	
		Aa: 1.1-1.5D • Ar: 0.1D Max		Aa: 1.1-1.5D • Ar: 0.1D Max	
		Milling Speed Vc (SFM)	Feed Per Tooth fz(in/t)	Milling Speed Vc (SFM)	Feed Per Tooth fz(in/t)
P Mild Steels, Carbon Steels (1010, 1018)	~180 HB	525 (330 - 655)	0.010 (0.008 - 0.016)	525 (330 - 655)	0.012 (0.008 - 0.016)
	~280 HB	495 (330 - 655)	0.008 (0.006 - 0.012)	495 (330 - 655)	0.010 (0.006 - 0.012)
	~280 HB	425 (260 - 590)	0.008 (0.006 - 0.012)	425 (260 - 590)	0.010 (0.006 - 0.012)
M Stainless Steels(Dry) (304SS, 420SS)	~250 HB	495 (330 - 655)	0.005 (0.004 - 0.012)	495 (330 - 655)	0.006 (0.004 - 0.012)
	~250 HB	260 (195 - 395)	0.005 (0.004 - 0.012)	260 (195 - 395)	0.006 (0.004 - 0.012)
K Cast Iron (FC250)	~350 N/mm ²	525 (330 - 985)	0.008 (0.008 - 0.014)	525 (330 - 985)	0.010 (0.008 - 0.014)
	~800 N/mm ²	525 (330 - 820)	0.006 (0.008 - 0.012)	525 (330 - 820)	0.008 (0.008 - 0.012)
N Aluminum Alloys (6061, 7075)	~13% Si	985 (655 - 3280)	0.010 (0.004 - 0.016)	985 (655 - 3280)	0.012 (0.004 - 0.016)
S Heat Resistant Alloys (Inconel 718)	-	115 (85 - 195)	0.006 (0.004 - 0.012)	115 (85 - 195)	0.007 (0.004 - 0.012)
	-	130 (100 - 395)	0.006 (0.004 - 0.012)	130 (100 - 395)	0.007 (0.004 - 0.012)
H Pre-hardened Steel (P20, Stavax)	40 - 43 HRC	330 (130 - 495)	0.006 (0.004 - 0.012)	330 (130 - 495)	0.007 (0.004 - 0.012)
	43 - 48 HRC	195 (130 - 395)	0.005 (0.002 - 0.008)	195 (130 - 395)	0.006 (0.002 - 0.008)

Cutting Conditions Adjustment Ratio

Depth of Cut	Width of Cut	Milling Speed Ratio	Feed Rate Ratio
Aa	Ar Max		
< 0.2D	1D	0.8	0.5
0.25-0.3D	0.7D	0.8	0.6
0.4-0.5D	0.5D	0.9	0.7
0.6-0.7D	0.3D	0.9	0.8
0.8-1.0D	0.2D	1.0	0.9
1.1-1.5D	0.1D	1.0	1.0

Ex: For Ø1.250" PSEL with ZDKT11 inserts, Aa = 1.150", side milling in 1050 carbon steel:
Vc = 492 SFM x 1.0 = 492 SFM
fz = 0.008 in/t x 0.9 = 0.007 in/t
Ar = 0.2 x 1.250" = 0.250" Max





List 53100 - PHOENIX[®] PSTW: Bore
List 78131 - PHOENIX[®] PSTW: Bore

Work Material	Tensile Strength – Hardness	Insert Size			
		TNKU12...			
		Face Milling			
		Milling Speed V _c (SFM)	Feed Per Tooth f _z (in/t)	Depth of Cut A _a (in)	
P	Mild Steels, Carbon Steels (1010, 1018)	~180 HB	590 (330 - 820)	0.006 (.002 - .010)	0.120
	Carbon Steels, Alloy Steels (1050, 4140)	~280 HB	590 (330 - 820)	0.006 (.002 - .010)	0.120
	Die Steels (H13, D2)	~280 HB	495 (260 - 655)	0.005 (.002 - .008)	0.120
M	Stainless Steels(Dry) (304SS, 420SS)	~250 HB	495 (260 - 655)	0.004 (.002 - .007)	0.080
	Stainless Steels(Wet) (304SS, 420SS)	~250 HB	260 (195 - 395)	0.004 (.002 - .007)	0.080
K	Cast Iron (FC250)	~350 N/mm ²	650 (330 - 1150)	0.008 (.004 - .012)	0.120
	Ductile Cast Iron (60-40-18)	~800 N/mm ²	590 (330 - 885)	0.006 (.002 - .010)	0.120
N	Aluminum Alloys (6061, 7075)	~13% Si	985 (655 - 4920)	0.006 (.004 - .012)	0.120
S	Heat Resistant Alloys (Inconel 718)	-	115 (85 - 195)	0.003 (.002 - .006)	0.040
	Titanium Alloy (Ti-6Al-4V)	-	130 (100 - 395)	0.003 (.002 - .006)	0.060
H	Pre-hardened Steel (P20, Stavax)	40 - 43 HrC	330 (165 - 495)	0.004 (.003 - .008)	0.060
	Die Cast Steels (A2, S7)	43 - 48 HrC	265 (130 - 395)	0.003 (.002 - .006)	0.040
	Hardened Steels (D2)	50 - 55 HrC	195 (130 - 295)	0.002 (.002 - .004)	0.020

ABOUT OSG

DRILLING

THREADING

MILLING

HOLDERS

INDEX





List 53400 - PHOENIX[®] PMD: SA

List 78234 - PHOENIX[®] PMD: SS

List 52606 - PHOENIX[®] PMD: ASF

List 78334 - PHOENIX[®] PMD: SF

Side Milling & Slotting

Work Material		Tensile Strength - Hardness	Side Milling Aa: 0.393" • Ar: 0.2D		Face Milling Aa: 0.118" • Ar: 1.0D	
			Cutting Speed Vc (SFM)	Feed per Tooth fz (in/t)	Cutting Speed Vc (SFM)	Feed per Tooth fz (in/t)
P	Mild Steels, Carbon Steels (1010, 1018)	~180 HB	590 (330 - 820)	0.010 (0.008 - 0.020)	590 (330 - 820)	0.005 (0.002 - 0.008)
	Carbon Steels, Alloy Steels (1050, 4140)	~280 HB	590 (330 - 820)	0.008 (0.006 - 0.016)	590 (330 - 820)	0.004 (0.002 - 0.008)
	Die Steels (D2, H13)	~280 HB	495 (260 - 655)	0.008 (0.006 - 0.016)	495 (260 - 655)	0.004 (0.002 - 0.007)
M	Stainless Steels (Dry) (304, 420)	~250 HB	495 (260 - 655)	0.007 (0.006 - 0.016)	495 (260 - 655)	0.004 (0.002 - 0.007)
	Stainless Steels (Wet) (304, 420)	~250 HB	260 (195 - 395)	0.007 (0.006 - 0.016)	260 (195 - 395)	0.004 (0.002 - 0.007)
K	Cast Iron (FC250)	~350 N/mm ²	590 (330 - 985)	0.010 (0.006 - 0.020)	590 (330 - 985)	0.005 (0.002 - 0.008)
	Ductile Cast Iron (60-40-18)	~800 N/mm ²	590 (330 - 820)	0.006 (0.004 - 0.016)	590 (330 - 820)	0.005 (0.002 - 0.008)
N	Aluminum Alloys (6061, 7075)	~13% Si	985 (655 - 4920)	0.012 (0.008 - 0.020)	985 (655 - 4920)	0.006 (0.004 - 0.010)
S	Heat Resistant Alloys (Inconel 718)	-	115 (85 - 195)	0.006 (0.004 - 0.012)	115 (85 - 195)	0.004 (0.002 - 0.006)
	Titanium Alloy (Ti-6Al-4V)	-	130 (100 - 395)	0.007 (0.004 - 0.014)	130 (100 - 395)	0.004 (0.003 - 0.010)
H	Pre-hardened Steel (P20, Stavax)	40 - 43 HrC	330 (130 - 495)	0.007 (0.004 - 0.012)	295 (130 - 495)	0.004 (0.003 - 0.008)
	Die Cast Steels (A2, S7)	43 - 48 HrC	260 (130 - 395)	0.005 (0.003 - 0.008)	230 (130 - 395)	0.003 (0.002 - 0.006)
	Hardened Steels (D2)	50 - 55 HrC	195 (130 - 295)	0.004 (0.002 - 0.008)	165 (130 - 295)	0.002 (0.002 - 0.004)

1. Above recommended Cutting Speed is for short shank type; for long shank type, use 80% of the Cutting Speed shown in the above table.





List 53400 - PHOENIX® PMD: SA (Continued)

List 78234 - PHOENIX® PMD: SS (Continued)

List 52606 - PHOENIX® PMD: ASF (Continued)

List 78334 - PHOENIX® PMD: SF (Continued)

Counterboring & Plunging

Work Material	Tensile Strength - Hardness	Cutting Speed Vc (SFM)	Feed Rate f (in/rev)			
			Ø0.750	Ø1.000	Ø1.250	
P	Mild Steels, Carbon Steels (1010, 1018)	~180 HB	525 (330 - 655)	0.0027 (0.002 - 0.003)	0.003 (0.002 - 0.004)	0.004 (0.003 - 0.005)
	Carbon Steels, Alloy Steels (1050, 4140)	~280 HB	495 (330 - 655)	0.0027 (0.002 - 0.003)	0.003 (0.002 - 0.004)	0.004 (0.003 - 0.005)
	Die Steels (D2, H13)	~280 HB	395 (265 - 590)	0.0027 (0.002 - 0.003)	0.003 (0.002 - 0.004)	0.004 (0.003 - 0.005)
M	Stainless Steels (304, 420)	~250 HB	425 (265 - 590)	0.0027 (0.002 - 0.003)	0.003 (0.002 - 0.004)	0.004 (0.003 - 0.005)
K	Cast Iron (FC250)	~350 N/mm ²	525 (330 - 855)	0.0027 (0.002 - 0.003)	0.003 (0.002 - 0.004)	0.004 (0.003 - 0.005)
	Ductile Cast Iron (60-40-18)	~800 N/mm ²	525 (330 - 720)	0.0027 (0.002 - 0.003)	0.003 (0.002 - 0.004)	0.004 (0.003 - 0.005)
N	Aluminum Alloys (6061, 7075)	~13% Si	655 (330 - 2625)	0.0027 (0.002 - 0.003)	0.003 (0.002 - 0.004)	0.004 (0.003 - 0.005)
S	Heat Resistant Alloys (Inconel 718)	-	165 (100 - 200)	0.0027 (0.002 - 0.003)	0.003 (0.002 - 0.004)	0.004 (0.003 - 0.005)
	Titanium Alloy (Ti-6Al-4V)	-	195 (100 - 330)	0.0027 (0.002 - 0.003)	0.003 (0.002 - 0.004)	0.004 (0.003 - 0.005)
H	Pre-hardened Steel (P20, Stavax)	40 - 43 Hrc	330 (195 - 395)	0.0027 (0.002 - 0.003)	0.003 (0.002 - 0.004)	0.004 (0.003 - 0.005)
	Die Cast Steels (A2, S7)	43 - 48 Hrc	265 (130 - 330)	0.0027 (0.002 - 0.003)	0.003 (0.002 - 0.004)	0.004 (0.003 - 0.005)
	Hardened Steels (D2)	50 - 55 Hrc	195 (130 - 265)	0.0027 (0.002 - 0.003)	0.003 (0.002 - 0.004)	0.004 (0.003 - 0.005)

1. Above recommended Cutting Speed is for short shank type; for long shank type, use 80% of the Cutting Speed shown in the above table.

Maximum Processing Angle During Ramping and Helical Drilling Operations <3°

Ramping

Helical Drilling

Diameter (Inch)	Maximum Helical Milling Diameter (Inch)	Diameter (mm)	Maximum Helical Milling Diameter (mm)
Dc	D ₀ Max	Dc	D ₀ Max
0.750	1.381	20	37
1.000	1.881	25	47
1.250	2.381	32	61





List 78009 - PHOENIX[®] PHC: SA/FA

List 78007 - PHOENIX[®] PHC: SS

List 78008 - PHOENIX[®] PHC: Bore

List 78006 - PHOENIX[®] PHC: Bore

List 52603 - PHOENIX[®] PHC: ASF

List 78015 - PHOENIX[®] PHC: SF

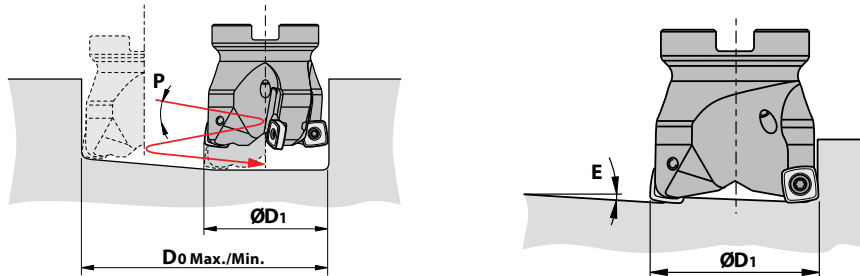
Work Material		Tensile Strength - Hardness	Milling Speed Vc (SFM)	Insert Size											
				SPMT07...			SDMT09...			SXMT12...					
				Face Milling			Face Milling			Face Milling					
				Feed Per Tooth fz (in/t)	Depth of Cut Aa (in)		Feed Per Tooth fz (in/t)	Depth of Cut Aa (in)		Feed Per Tooth fz (in/t)	Depth of Cut Aa (in)				
L/D=2	L/D=3	L/D=4	L/D=2		L/D=3	L/D=4		L/D=2	L/D=3		L/D=4				
P	Mild Steels, Carbon Steels (1010, 1018)	~180 HB	590 (195 - 820)	0.028 (0.012 - 0.060)	0.032	0.024	0.016	0.032 (0.012 - 0.071)	0.040	0.032	0.020	0.050 (0.020 - 0.126)	0.047	0.047	0.040
	Carbon Steels, Alloy Steels (1050, 4140)	~280 HB	590 (195 - 820)	0.028 (0.012 - 0.051)	0.032	0.024	0.016	0.032 (0.012 - 0.060)	0.040	0.032	0.020	0.050 (0.020 - 0.118)	0.047	0.047	0.040
	Die Steels (H13, D2)	~280 HB	590 (195 - 820)	0.028 (0.012 - 0.051)	0.024	0.020	0.012	0.032 (0.012 - 0.060)	0.032	0.024	0.016	0.050 (0.020 - 0.118)	0.047	0.047	0.040
M	Stainless Steels (Dry) (304, 420)	~250 HB	525 (265 - 655)	0.016 (0.012 - 0.047)	0.024	0.020	0.012	0.020 (0.012 - 0.060)	0.032	0.024	0.016	0.040 (0.020 - 0.098)	0.047	0.040	0.040
	Stainless Steels (Wet) (304, 420)	~250 HB	395 (200 - 590)	0.016 (0.012 - 0.047)	0.024	0.020	0.012	0.020 (0.012 - 0.060)	0.032	0.024	0.016	0.040 (0.020 - 0.098)	0.047	0.040	0.040
K	Cast Iron (FC250)	~350 N/mm ²	655 (330 - 985)	0.032 (0.016 - 0.060)	0.032	0.024	0.016	0.040 (0.020 - 0.071)	0.040	0.032	0.020	0.060 (0.020 - 0.138)	0.060	0.060	0.040
	Ductile Cast Iron (60-40-18)	~800 N/mm ²	590 (330 - 820)	0.028 (0.012 - 0.051)	0.032	0.024	0.016	0.035 (0.020 - 0.060)	0.040	0.032	0.020	0.053 (0.020 - 0.118)	0.047	0.047	0.035
S	Heat Resistant Alloys (Inconel 718)	-	100 (85 - 195)	0.012 (0.008 - 0.028)	0.016	0.016	0.012	0.016 (0.008 - 0.032)	0.020	0.020	0.016	0.020 (0.008 - 0.040)	0.040	0.040	0.032
	Titanium Alloy (Ti-6Al-4V)	-	260 (165 - 395)	0.016 (0.012 - 0.032)	0.016	0.016	0.012	0.020 (0.012 - 0.040)	0.020	0.020	0.012	0.028 (0.012 - 0.047)	0.032	0.032	0.016
H	Pre-hardened Steel (P20, Stavax)	40 - 43 HRC	395 (130 - 495)	0.016 (0.008 - 0.032)	0.016	0.016	0.012	0.020 (0.008 - 0.040)	0.020	0.020	0.012	0.032 (0.012 - 0.060)	0.040	0.040	0.020
	Die Cast Steels (A2, S7)	43 - 48 HRC	295 (130 - 395)	0.012 (0.008 - 0.024)	0.016	0.016	0.012	0.016 (0.008 - 0.032)	0.020	0.020	0.016	0.028 (0.012 - 0.047)	0.028	0.028	0.024
	Hardened Steels (D2)	50 - 55 HRC	195 (130 - 295)	0.008 (0.008 - 0.020)	0.012	0.012	0.008	0.012 (0.008 - 0.028)	0.012	0.012	0.008	0.020 (0.012 - 0.032)	0.020	0.020	0.016





Maximum Ramping Angle (E) & Helical Angle (P)

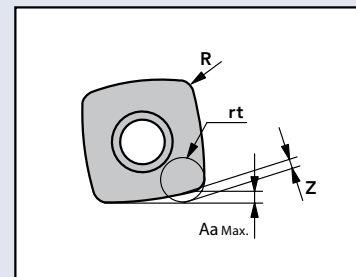
Insert Size	SPMT07...				SDMT09...				SXMT12...			
	Diameter (inch)	Ramping Angle	Helical Milling (inch)		Helical Angle	Ramping Angle	Helical Milling (inch)		Helical Angle	Ramping Angle	Helical Milling (inch)	
D1	E	D0 Min	D0 Max	P	E	D0 Min	D0 Max	P	E	D0 Min	D0 Max	P
0.625	5.9°	0.857	1.211	4.5°	-	-	-	-	-	-	-	-
0.750	3.2°	1.107	1.461	2.3°	-	-	-	-	-	-	-	-
1.000	2.0°	1.607	1.961	1.2°	3.5°	1.409	1.921	3.0°	-	-	-	-
1.250	1.3°	2.107	2.461	0.9°	1.9°	1.909	2.421	1.7°	7.2°	1.713	2.421	6.1°
1.500	-	-	-	-	1.2°	2.409	2.921	1.0°	2.9°	2.213	2.921	2.5°
2.000	-	-	-	-	0.8°	3.409	3.921	0.7°	1.4°	3.213	3.921	1.2°
2.500	-	-	-	-	0.7°	4.409	4.921	0.7°	1.1°	4.213	4.921	0.9°
3.000	-	-	-	-	0.45°	5.409	5.921	0.4°	1.0°	5.213	5.921	0.8°
4.000	-	-	-	-	-	-	-	-	0.7°	7.213	7.921	0.6°
5.000	-	-	-	-	-	-	-	-	0.5°	9.213	9.921	0.35°
6.000	-	-	-	-	-	-	-	-	0.4°	11.213	11.921	0.3°



Flute shape definitions for the purpose of creating a program

Insert Size	R (mm)	Aa Max (mm)	rt (mm)	z (mm)
SPMT07...	0.5	0.8	1.2	0.35
SDMT09...	0.8	1	2	0.7
SXMT12...	1	2	3	1.15

For machining purposes, create machining programs for the respective simulated R radius cutters.





- List 78005 - PHOENIX[®] PRC: SA**
- List 78003 - PHOENIX[®] PRC: SS**
- List 78004 - PHOENIX[®] PRC: Bore**
- List 78002 - PHOENIX[®] PRC: Bore**
- List 52602 - PHOENIX[®] PRC: ASF**
- List 78017 - PHOENIX[®] PRC: SF**

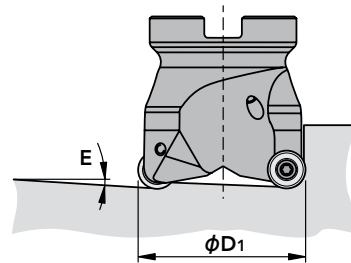
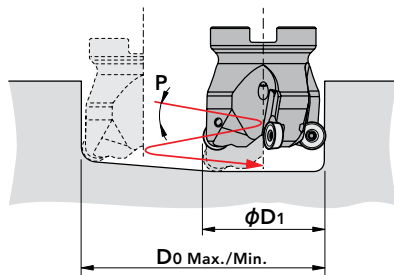
Work Material	Tensile Strength - Hardness	Milling Speed Vc (SFM)	Insert Size						
			RPH_10...		RPH_12...		RPH_16...		
			Face Milling		Face Milling		Face Milling		
			Feed Per Tooth fz (in/t)	Depth of Cut Aa (in)	Feed Per Tooth fz (in/t)	Depth of Cut Aa (in)	Feed Per Tooth fz (in/t)	Depth of Cut Aa (in)	
P	Mild Steels, Carbon Steels (1010, 1018)	~180HB	655 (330-985)	0.010 (0.004 - 0.014)	0.078	0.012 (0.004 - 0.016)	0.093	0.014 (0.004 - 0.020)	0.125
	Carbon Steels, Alloy Steels (1050, 4140)	~280HB	590 (330-820)	0.008 (0.004 - 0.012)	0.078	0.010 (0.004 - 0.014)	0.093	0.012 (0.004 - 0.018)	0.125
	Die Steels (H13, D2)	~280HB	495 (260-655)	0.008 (0.004 - 0.012)	0.078	0.010 (0.004 - 0.014)	0.093	0.012 (0.004 - 0.018)	0.125
M	Stainless Steels (Dry) (304SS, 420SS)	~250HB	525 (265 - 655)	0.010 (0.004 - 0.014)	0.078	0.012 (0.004 - 0.016)	0.093	0.014 (0.004 - 0.020)	0.125
	Stainless Steels (Wet) (304SS, 420SS)	~250HB	395 (200 - 590)	0.010 (0.004 - 0.014)	0.078	0.012 (0.004 - 0.016)	0.093	0.014 (0.004 - 0.020)	0.125
K	Cast Iron (FC250)	~350N/mm ²	720 (330-1150)	0.010 (0.002 - 0.016)	0.078	0.012 (0.004 - 0.020)	0.093	0.014 (0.004 - 0.023)	0.125
	Ductile Cast Iron (60-40-18)	~800N/mm ²	495 (330-720)	0.008 (0.004 - 0.012)	0.078	0.010 (0.004 - 0.014)	0.093	0.012 (0.004 - 0.018)	0.125
N	Aluminum Alloys (6061, 7075)	~13%Si	1970 (985-4920)	0.016 (0.008 - 0.031)	0.078	0.023 (0.008 - 0.039)	0.093	0.031 (0.012 - 0.059)	0.125
S	Heat Resistant Alloys (Inconel 718)	-	130 (85-195)	0.006 (0.002 - 0.010)	0.078	0.010 (0.002 - 0.012)	0.093	0.010 (0.002 - 0.016)	0.125
	Titanium Alloy (Ti-6Al-4V)	-	260 (165-395)	0.008 (0.004 - 0.012)	0.078	0.010 (0.004 - 0.014)	0.093	0.012 (0.004 - 0.018)	0.125
H	Pre-hardened Steel (P20, Stavax)	40-43 HRC	395 (130-495)	0.006 (0.002 - 0.010)	0.059	0.010 (0.002 - 0.012)	0.059	0.010 (0.002 - 0.016)	0.059
	Die Cast Steels (A2, S7)	43-48HRC	260 (130-395)	0.006 (0.002 - 0.010)	0.039	0.010 (0.002 - 0.012)	0.039	0.010 (0.002 - 0.016)	0.039
	Hardened Steels (D2)	50-55HRC	195 (100-295)	0.006 (0.002 - 0.010)	0.020	0.010 (0.002 - 0.012)	0.020	0.010 (0.002 - 0.016)	0.020





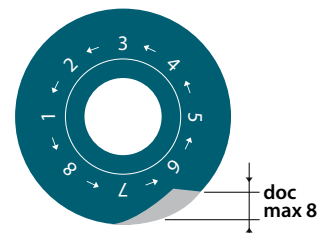
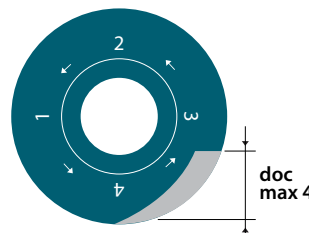
Maximum Ramping Angle (E) & Helical Angle (P)

Insert Size	RPH_10...				RPH_12...				RPH_16...			
	Diameter (inch)	Ramping Angle	Helical Milling (inch)		Helical Angle	Ramping Angle	Helical Milling (inch)		Helical Angle	Ramping Angle	Helical Milling (inch)	
D1	E	D0 Min	D0 Max	P	E	D0 Min	D0 Max	P	E	D0 Min	D0 Max	P
1.000	2.0°	1.488	1.606	1.8°	-	-	-	-	-	-	-	-
1.250	3.0°	1.988	2.106	1.5°	4.0°	1.752	2.028	1.7°	-	-	-	-
1.500	3.3°	2.488	2.606	1.1°	2.8°	2.252	2.528	1.4°	3.0°	2.016	2.370	2.0°
2.000	2.3°	3.488	3.606	0.9°	2.5°	3.252	3.528	1.1°	4.0°	3.016	3.370	1.5°
2.500	2.2°	4.488	4.606	0.7°	1.8°	4.252	4.528	0.9°	2.8°	4.016	4.370	1.1°
3.000	-	-	-	-	1.3°	5.252	5.528	0.7°	2.0°	5.016	5.370	0.9°
4.000	-	-	-	-	0.9°	7.252	7.528	0.5°	1.5°	7.016	7.370	0.7°
5.000	-	-	-	-	1.0°	9.252	9.528	0.4°	1.1°	9.016	9.370	0.45°
6.000	-	-	-	-	-	-	-	-	1.0°	11.016	11.370	0.4°



Maximum Depth of Cut (Aa)

Insert Size	Maximum Depth of Cut (Aa)	
	4 Indexes Per Insert	8 Indexes Per Insert
	(in)	(in)
RPH_10...	0.177	0.055
RPH_12...	0.217	0.067
RPH_16...	0.295	0.091





List 6420 - PHOENIX[®] PDR: ss
List 6450 - PHOENIX[®] PDR: Bore

ABOUT OSG

DRILLING

THREADING

MILLING

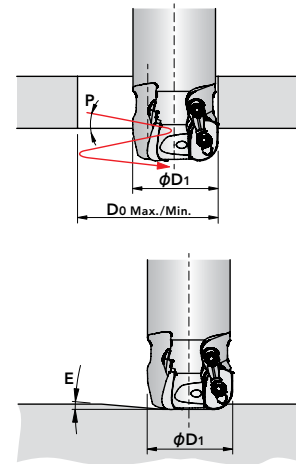
HOLDERS

INDEX

Work Material		Tensile Strength - Hardness	Milling Speed Vc (SFM)	Insert Size							
				ADMT20...							
				Face Milling				Face Milling			
				Feed Per Tooth fz (in/t)	Depth of Cut aa (in)		Feed Per Tooth fz (in/t)	Depth of Cut aa (in)			
OAL=120	OAL=170	OAL=100	OAL=200		OAL=300	OAL=400					
P	Mild Steels, Carbon Steels (1010, 1018)	~180 HB	590 (295 - 720)	0.027 (0.012 - 0.040)	0.118	0.079	0.024 (0.012 - 0.040)	0.118	0.118	0.079	0.079
	Carbon Steels, Alloy Steels (1050, 4140)	~280 HB	590 (295 - 720)	0.027 (0.012 - 0.040)	0.118	0.079	0.024 (0.012 - 0.040)	0.118	0.118	0.079	0.079
	Die Steels (H13, D2)	~280 HB	495 (295 - 590)	0.024 (0.012 - 0.040)	0.118	0.079	0.020 (0.012 - 0.040)	0.118	0.079	0.079	0.079
K	Cast Iron (FC250)	~350 N/mm ²	590 (330 - 820)	0.031 (0.012 - 0.059)	0.118	0.118	0.027 (0.012 - 0.059)	0.118	0.118	0.079	0.079
	Ductile Cast Iron (60-40-18)	~800 N/mm ²	495 (330 - 820)	0.027 (0.012 - 0.047)	0.118	0.118	0.024 (0.012 - 0.047)	0.118	0.118	0.079	0.079

Maximum Ramping Angle (E) & Helical Angle (P)

Insert Size	ADMT20...				
Diameter (mm)	Ramping Angle	Helical Milling (mm)		Helical Angle	Plunging (mm)
D1	E	D0 Min	D0 Max	P	Z
40	5°	50	78	1.4°	3
50	3°	70	98	1.1°	3
63	2°	96	124	0.9°	3
80	1°	130	158	0.7°	3
100	0.5°	170	198	0.5°	3
125	0.5°	220	248	0.4°	3





List 78036 - PHOENIX® PFAL: Bore

Semi-Finishing

	Work Material	Tensile Strength – Hardness	Insert Size			
			FR12...			
			Face Milling			
			Milling Speed V _c (SFM)		Feed Per Tooth f _z (in/t)	Depth of Cut A _a (in)
CAT30	CAT40, CAT50 HSK-63					
N	Aluminum Alloys (7075, 5052, 2017, ADC12)	~12% Si	3300 (2600-6500)	6500 (3300-16400)	0.003 (0.002-0.004)	0.060 (0.040-0.080)
	Aluminum Alloys (AC9A, AC9B)	~13% Si	2000 (1300-2600)	2000 (1300-2600)	0.0025 (0.002-0.003)	0.060 (0.040-0.080)

Finishing

	Work Material	Tensile Strength – Hardness	Insert Size			
			FR12...			
			Face Milling			
			Milling Speed V _c (SFM)		Feed Per Tooth f _z (in/t)	Depth of Cut A _a (in)
CAT30	CAT40, CAT50 HSK-63					
N	Aluminum Alloys (7075, 5052, 2017, ADC12)	~12% Si	3300 (2600-6500)	6500 (3300-16400)	0.003 (0.002-0.004)	0.020 (0.012-0.040)
	Aluminum Alloys (AC9A, AC9B)	~13% Si	2000 (1300-2600)	2000 (1300-2600)	0.0025 (0.002-0.003)	0.020 (0.012-0.040)

ABOUT OSG

DRILLING

THREADING

MILLING

HOLDERS


INDEX





Adjusting Cutting Edge Height

Names of Components:



A Wrench for Blade



B Wrench for Wedge



1. Confirm Wedge Position

Check and ensure that all wedges are in the correct position. Make adjustments when necessary.



Correct



Incorrect

2. Mounting of Blades

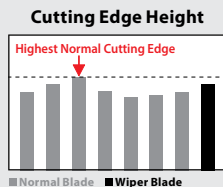

Mount one wiper blade (FR1204-W) to the wiper blade position indicator and the normal blades (FR1204 or FR1206) to the remaining positions. Using the T-Wrench (A), tighten the clamp screw completely to 10 Nm.



Wiper Blade Position Indicator


3. Measurement of Cutting Edge Height

Measure all of the cutting edge heights and determine the highest normal cutting edge.



4. Adjustment of Normal Blades


Adjust all other normal cutting edges to match the highest normal cutting edge height. The offset should be within 0.005mm. To lift the wedges, use the L-Wrench (B) to turn the wedge screw clockwise.





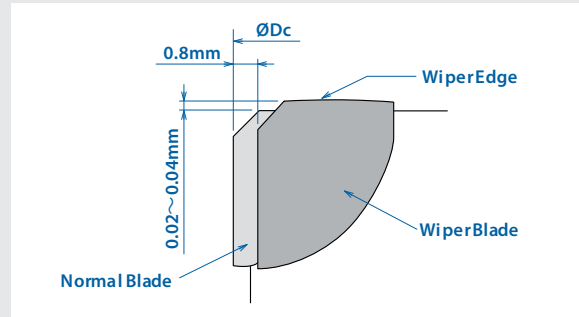
5. Adjustment of Wiper Blade

Use the L-Wrench (B) to adjust the wiper blade so that it is 0.02 - 0.04mm higher than the other normal blades.



Cutting Edge Position of the Wiper Blade

The wiper blade is automatically set to be 0.8mm closer to the interior than the normal blade. Based on this design, only the bottom of the wiper edge is used during processing, thus enabling a high quality surface finish even in high depth (A_p) milling.



Cautions During Use

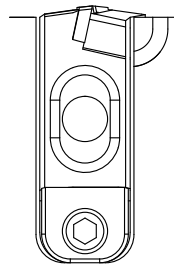
- Blades can be adjusted by lifting upward only.
- Maximum adjustment is 0.6mm.
- When the maximum adjustment limit is reached, remove the blade and start over from step (1).
- When measuring the edge height using a contact tool presetter with a touch probe, please be cautious to not damage the PCD edge.

No need for Temporary Tightening

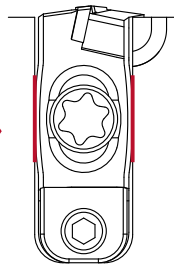
Temporary tightening is not required. Cutting edge height can be adjusted after complete tightening of the clamping screw, making the setup process quick and effortless.



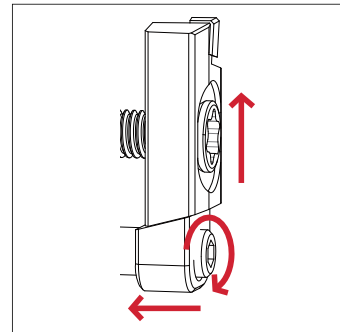
Before Clamping



After Clamping



The tightening of the clamping screw pushes sides of the blade outward, locking it tightly in place with the cutter body



After tightening the clamping screw, the blade is locked into position secured by the wedge taper. The wedge assures a fix and unmovable blade position during machining.





List 52100 - PHOENIX® PFB: SA
List 78014 - PHOENIX® PFB: SS
List 52604 - PHOENIX® PFB: ASF
List 78114 - PHOENIX® PFB: SF

Work Material	Tensile Strength - Hardness	Milling Speed Vc (SFM)	Depth of Cut Aa (in)	Feed Per Tooth fz (in/t)			
				Ø0.236-0.312 (6-8mm)	Ø0.375-0.500 (10-12mm)	Ø0.625-0.750 (16-20mm)	Ø1.000-1.250 (25-32mm)
P Mild Steels, Carbon Steels (1010, 1018) Carbon Steels, Alloy Steels (1050, 4140) Die Steels (H13, D2)	~180 HB	985 (655-1310)	0.02Dc	0.0040	0.0047	0.0055	0.0071
	~280 HB	985 (655-1310)	0.02Dc	0.0028	0.0040	0.0047	0.0055
	~280 HB	820 (495-1150)	0.02Dc	0.0028	0.0040	0.0047	0.0055
M Stainless Steels (304SS, 420SS)	~250 HB	820 (495-1150)	0.02Dc	0.0028	0.0047	0.0055	0.0067
K Cast Iron (FC250) Ductile Cast Iron (60-40-18)	~350 N/mm ²	1310 (985-1640)	0.02Dc	0.0047	0.0055	0.0071	0.0086
	~600 N/mm ²	985 (655-1310)	0.02Dc	0.0040	0.0047	0.0055	0.0071
N Aluminum Alloys (6061, 7075) Copper Alloys (C1100) Graphite CFRP	~13% Si	1640 (1310-1970)	0.03Dc	0.0047	0.0055	0.0071	0.0086
	-	985 (655-1310)	0.03Dc	0.0043	0.0051	0.0067	0.0079
	-	1640 (1310-1970)	0.03Dc	0.0055	0.0067	0.0083	0.0098
	-	1310 (985-1640)	0.03Dc	0.0043	0.0051	0.0067	0.0079
S Heat Resistant Alloys (Inconel 718) Titanium Alloy (Ti-6Al-4V)	-	165 (65-260)	0.015Dc	0.0016	0.0020	0.0024	0.0024
	-	295 (130-395)	0.02Dc	0.0024	0.0031	0.0043	0.0051
H Pre-hardened Steel (P20, Stavax) Die Cast Steels (A2, S7) Hardened Steels (D2)	40 - 43 HRC	655 (330-985)	0.015Dc	0.0024	0.0028	0.0031	0.0040
	43 - 48 HRC	590 (295-655)	0.015Dc	0.0020	0.0024	0.0028	0.0028
	50 - 55 HRC	490 (330-820)	0.01Dc	0.0020	0.0024	0.0028	0.0028

PFB-BR & PFB-LZ Insert Cutting Conditions

Work Material	Tensile Strength - Hardness	Milling Speed Vc (SFM)	Depth of Cut		Feed Per Tooth fz (in/t)		
			Pitch (mm)	Depth of Cut (in)	Ø10-12mm	Ø16-20mm	Ø25-32mm
P Mild Steels, Carbon Steels (1010, 1018) Carbon Steels, Alloy Steels (1050, 4140) Die Steels (H13, D2)	~180 HB	985 (655 - 2625)	Based on Cusp Height (see chart on next page)	0.0078	0.0047	0.0055	0.0071
	~280 HB	985 (655 - 2625)			0.0039	0.0047	0.0055
	~280 HB	820 (490 - 1970)			0.0039	0.0047	0.0055
M Stainless Steels (304SS, 420SS)	~250 HB	820 (490 - 2130)			0.0047	0.0055	0.0067
K Cast Iron (FC250) Ductile Cast Iron (60-40-18)	~350 N/mm ²	1310 (985 - 2625)			0.0055	0.0071	0.0087
	~600 N/mm ²	985 (655 - 2625)			0.0047	0.0055	0.0071
S Heat Resistant Alloys (Inconel 718) Titanium Alloy (Ti-6Al-4V)	-	165 (80 - 260)			0.0019	0.0024	0.0024
	-	295 (130 - 395)			0.0031	0.0044	0.0051
H Pre-hardened Steel (P20, Stavax) Die Cast Steels (A2, S7) Hardened Steels (D2)	40 - 43 HRC	655 (330 - 1150)			0.0027	0.0031	0.0039
	43 - 48 HRC	590 (295 - 1150)	0.0024	0.0027	0.0027		
	50 - 55 HRC	495 (330 - 985)	0.0024	0.0027	0.0027		





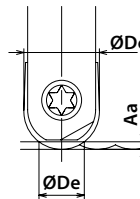
Effective Cutting Diameter

Depth of Cut Aa		Effective Cutting Diameter (ØDe)																			
		ØDc		ØDc		ØDc		ØDc		ØDc		ØDc		ØDc		ØDc		ØDc			
(inch)	(mm)	0.250"	6mm	0.275"	7mm	0.315"	8 mm	0.375"	10 mm	0.500"	12 mm	0.625"	16 mm	0.750"	20 mm	1.000"	25 mm	1.181"	30 mm	1.250"	32mm
0.004	0.1	0.063	1.5	0.063	1.6	0.071	1.8	0.077	2.0	0.089	2.2	0.100	2.5	0.109	2.8	0.126	3.2	0.137	3.5	0.142	3.6
0.008	0.2	0.088	2.2	0.091	2.3	0.099	2.5	0.108	2.8	0.125	3.1	0.141	3.6	0.154	4.0	0.178	4.5	0.194	4.9	0.197	5.0
0.012	0.3	0.107	2.6	0.110	2.8	0.121	3.0	0.132	3.4	0.153	3.7	0.172	4.3	0.188	4.9	0.218	5.4	0.237	6.0	0.244	6.2
0.016	0.4	0.122	3.0	0.130	3.3	0.138	3.5	0.152	3.9	0.176	4.3	0.197	5.0	0.217	5.6	0.251	6.3	0.273	6.9	0.280	7.1
0.020	0.5	0.136	3.3	0.142	3.6	0.154	3.9	0.169	4.4	0.196	4.8	0.220	5.6	0.242	6.2	0.280	7.0	0.305	7.7	0.311	7.9
0.031	0.8	0.165	4.1	0.177	4.5	0.188	4.8	0.207	5.4	0.241	6.0	0.271	7.0	0.299	7.8	0.347	8.8	0.378	9.7	0.394	10.0
0.039	1.0	-	-	-	-	-	-	0.229	6.0	0.268	6.6	0.302	7.7	0.333	8.7	0.387	9.8	0.422	10.8	0.437	11.1
0.059	1.5	-	-	-	-	-	-	0.273	7.1	0.323	7.9	0.365	9.3	0.404	10.5	0.471	11.9	0.515	13.1	0.531	13.5
0.079	2.0	-	-	-	-	-	-	-	-	0.365	8.9	0.415	10.6	0.460	12.0	0.539	13.6	0.590	15.0	0.610	15.5
0.098	2.5	-	-	-	-	-	-	-	-	-	-	0.455	11.6	0.506	13.2	0.595	15.0	0.652	16.6	0.677	17.2
0.118	3.0	-	-	-	-	-	-	-	-	-	-	-	-	0.546	14.3	0.645	16.2	0.708	18.0	0.736	18.7
0.138	3.5	-	-	-	-	-	-	-	-	-	-	-	-	0.581	15.2	0.690	17.3	0.759	19.3	0.787	20.0
0.157	4.0	-	-	-	-	-	-	-	-	-	-	-	-	-	-	0.728	18.3	0.802	20.4	0.835	21.2
0.117	4.5	-	-	-	-	-	-	-	-	-	-	-	-	-	-	-	-	0.706	21.4	0.874	22.2
0.197	5.0	-	-	-	-	-	-	-	-	-	-	-	-	-	-	-	-	0.881	22.3	0.913	23.2

Note: Effective cutting diameter is based on cutting depth (Aa)

How to determine effective cutting diameter:

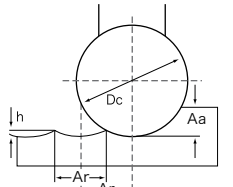
Ex: Dc = 0.500"
Aa = 0.020"
De = 2√(0.020(0.500-0.020))
De = 0.196"



$$De = 2 \sqrt{a_a(D_c - a_a)}$$

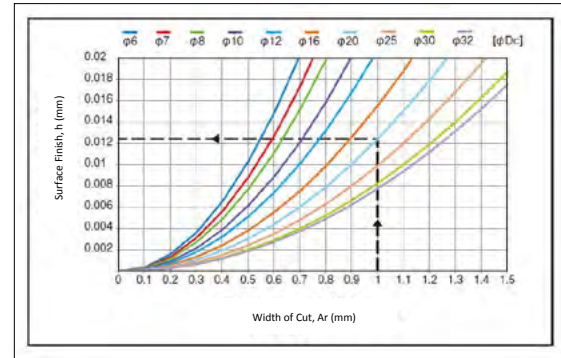
Recommended Width of Cut & Surface Roughness

Tool Dia ØDc		Width of Cut Ar		Surface Finish h	
(inch)	(mm)	(inch)	(mm)	(inch)	(mm)
0.250	6	0.0157	0.4	0.00027	0.007
0.275	7	0.0177	0.45	0.00027	0.007
0.315	8	0.0197	0.5	0.00031	0.008
0.375	10	0.0236	0.6	0.00037	0.009
0.500	12	0.0275	0.7	0.00038	0.010
0.625	16	0.0315	0.8	0.00040	0.010
0.750	20	0.0394	1.0	0.00052	0.012
1.000	25	0.0472	1.2	0.00055	0.014
1.181	30	0.0512	1.3	0.00055	0.014
1.250	32	0.0551	1.4	0.00059	0.015



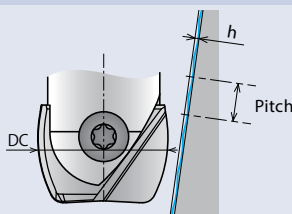
$$h = 0.5 (D_c - \sqrt{D_c^2 - Ar^2})$$

Dc=20mm
Ar=1mm
->h=0.0125mm

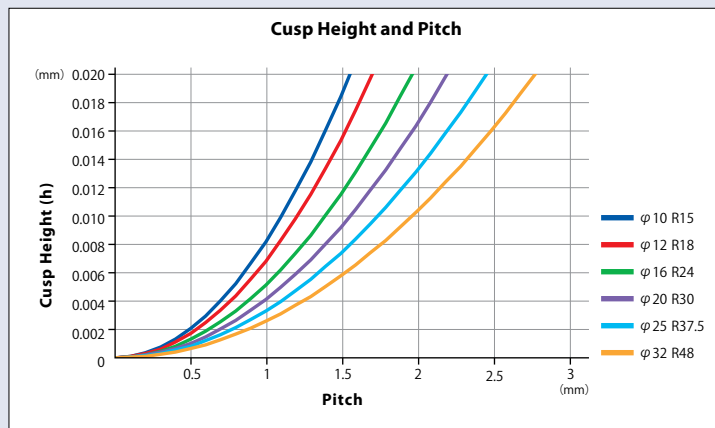
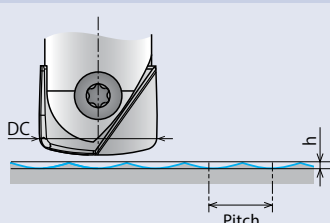


Theoretical Cusp Height

PFB-BR Barrel Type Tool



PFB-LZ Lens Type Tool



$$h = 0.5 \times (2 \times RE_2 - \sqrt{(2 \times RE_2)^2 - P^2})$$

h: Cusp Height P: Pitch RE2: Peripheral Edge R





List 52200 - PHOENIX® PFR: SA

List 78320 - PHOENIX® PFR: SS

List 52605 - PHOENIX® PFR: ASF

List 78220 - PHOENIX® PFR: SF

Standard Milling

Work Material	Tensile Strength – Hardness	Milling Speed Vc (SFM)			Depth of Cut Aa (in)	Feed Per Tooth fz (in/t)			
		L/D = 2.5	L/D = 5	L/D = 8		Ø0.236-0.275 [6-7mm]	Ø0.312-0.375 [8-10mm]	Ø0.500-0.625 [12-16mm]	Ø0.750-1.250 [20-32mm]
P Mild Steels, Carbon Steels (1010, 1018) Carbon Steels, Alloy Steels (1050, 4140) Die Steels (H13, D2)	~180 HB	655 (490-820)	80%	60%	0.05Dc	0.0047	0.0079	0.0087	0.0098
	~280 HB	590 (495-820)			0.05Dc	0.0059	0.0071	0.0087	0.0098
	~280 HB	495 (395-655)			0.05Dc	0.0040	0.0059	0.0071	0.0079
M Stainless Steels (304SS, 420SS)	~250 HB	495 (330-655)			0.03Dc	0.0031	0.0047	0.0059	0.0071
K Cast Iron (FC250) Ductile Cast Iron (60-40-18)	~350 N/mm ²	655 (495-820)			0.05Dc	0.0059	0.0079	0.0098	0.0118
	~600 N/mm ²	495 (330-655)			0.05Dc	0.0047	0.0059	0.0079	0.0098
N Aluminum Alloys (6061, 7075) Graphite CFRP	~13% Si	985 (655-1310)			0.05Dc	0.0079	0.0098	0.0118	0.0138
	-	825 (500-1150)			0.10Dc	0.0098	0.0157	0.0197	0.0197
	-	650 (500-825)			0.50Dc	0.0020	0.0040	0.0059	0.0079
S Heat Resistant Alloys (Inconel 718) Titanium Alloy (Ti-6Al-4V)	-	100 (65-130)			0.02Dc	0.0016	0.0020	0.0031	0.0047
	-	165 (130-195)	0.02Dc	0.0020	0.0031	0.0040	0.0059		
H Pre-hardened Steel (P20, Stavax) Die Cast Steels (A2, S7) Hardened Steels (D2)	40 - 43 HRC	395 (330-495)	0.03Dc	0.0031	0.0040	0.0047	0.0071		
	43 - 48 HRC	260 (165-330)	0.025Dc	0.0020	0.0031	0.0040	0.0059		
	50 - 55 HRC	195 (130-260)	0.02Dc	0.0016	0.0020	0.0031	0.0040		





High-Speed Light Milling

Work Material	Tensile Strength – Hardness	Milling Speed Vc (SFM)			Depth of Cut Aa (in)	Feed Per Tooth fz (in/t)				
		Steel Shank	Carbide Shank Short	Carbide Shank Long		Ø0.236-0.312 [6-8mm]	Ø0.375-0.500 [10-12mm]	Ø0.625-0.750 [16-20mm]	Ø1.000-1.250 [25-32mm]	
P	Mild Steels, Carbon Steels (1010, 1018)	~180 HB	1475	1575	1180	0.02Dc	0.0040	0.0047	0.0055	0.0071
	Carbon Steels, Alloy Steels (1050, 4140)	~280 HB	1475	1575	1180	0.02Dc	0.0027	0.0040	0.0047	0.0055
	Die Steels (H13, D2)	~280 HB	1230	1310	985	0.02Dc	0.0027	0.0040	0.0047	0.0055
M	Stainless Steels (304SS, 420SS)	~250 HB	1230	1310	985	0.02Dc	0.0027	0.0047	0.0055	0.0067
K	Cast Iron (FC250)	~350 N/mm ²	1970	2100	1575	0.02Dc	0.0047	0.0055	0.0071	0.0087
	Ductile Cast Iron (60-40-18)	~600 N/mm ²	1475	1575	1180	0.02Dc	0.0040	0.0047	0.0055	0.0071
N	Aluminum Alloys (6061, 7075)	~13% Si	2460	2625	1970	0.03Dc	0.0047	0.0055	0.0071	0.0087
S	Heat Resistant Alloys (Inconel 718)	-	230	260	195	0.015Dc	0.0016	0.0020	0.0024	0.0051
	Titanium Alloy (Ti-6Al-4V)	-	395	470	360	0.02Dc	0.0024	0.0031	0.0043	0.0040
H	Pre-hardened Steel (P20, Stavax)	40 - 43 HRC	985	1050	790	0.015Dc	0.0024	0.0027	0.0031	0.0040
	Die Cast Steels (A2, S7)	43 - 48 HRC	885	940	720	0.015Dc	0.0020	0.0024	0.0027	0.0027
	Hardened Steels (D2)	50 - 55 HRC	720	790	590	0.01Dc	0.0020	0.0024	0.0027	0.0027






List 78PXSE: PXSE Exchangeable Heads


List 78PXSE-O: PXSE-O Exchangeable Heads

Side Milling

Hardness				Up to 30 HRC		30-45 HRC		45-55 HRC			
Work Material		Mild Steels Carbon Steels Cast Iron		Alloy Steels Tool Steels		Stainless Steels Hardened Steels		Hardened Steels Titanium Alloys		Heat Resistant Alloys Inconel	
Depth of Cut 		Aa=0.5Dc • Ar=0.15Dc				Aa=0.5Dc • Ar=0.1Dc		Aa=0.5Dc • Ar=0.05Dc			
Mill Dia.		Speed (RPM)	Feed (in/min)	Speed (RPM)	Feed (in/min)	Speed (RPM)	Feed (in/min)	Speed (RPM)	Feed (in/min)	Speed (RPM)	Feed (in/min)
(in)	(mm)										
3/8	-	4000	38.00	3350	31.83	2175	20.70	2175	17.38	840	5.38
-	10	3810	36.22	3190	30.31	2070	19.70	2070	16.54	800	5.12
-	12	3180	29.92	2650	25.20	1700	15.75	1700	13.78	650	3.94
1/2	-	3010	28.29	2450	23.28	1590	14.95	1590	12.72	620	3.78
5/8	-	2410	22.65	1955	18.57	1270	11.94	1270	10.16	495	3.07
-	16	2390	22.44	1950	18.50	1250	11.81	1250	9.84	500	3.15
3/4	-	2000	18.80	1630	15.49	1060	10.39	1060	8.48	410	2.62
-	20	1910	18.11	1550	14.57	1000	9.84	1000	7.87	400	2.56
-	25	1530	14.57	1240	11.81	800	7.87	800	6.30	320	1.97
1	-	1500	14.10	1225	11.64	790	7.74	790	6.25	310	1.89

- Cutting conditions shown above are for side milling with L/D ≤ 3.5xD.
- Adjust/reduce the cutting conditions when the overhang length is longer than 3.5xD.

Slotting

Hardness				Up to 30 HRC		30-45 HRC		45-55 HRC			
Work Material		Mild Steels Carbon Steels Cast Iron		Alloy Steels Tool Steels		Stainless Steels Hardened Steels		Hardened Steels Titanium Alloys		Heat Resistant Alloys Inconel	
Depth of Cut 		Aa≤0.35Dc				Aa≤0.3Dc		Aa≤0.2Dc		Aa≤0.1Dc	
Mill Dia.		Speed (RPM)	Feed (in/min)	Speed (RPM)	Feed (in/min)	Speed (RPM)	Feed (in/min)	Speed (RPM)	Feed (in/min)	Speed (RPM)	Feed (in/min)
(in)	(mm)										
3/8	-	3185	25.23	3185	25.23	1680	13.23	1680	10.75	840	5.38
-	10	3030	24.00	3030	24.00	1600	12.60	1600	10.24	800	5.12
-	12	2500	19.69	1550	11.81	1300	9.84	1300	9.84	650	3.94
1/2	-	2350	18.49	1450	11.02	1240	9.42	1240	9.42	620	3.78
5/8	-	1875	14.76	1160	9.98	1010	7.88	1010	7.88	495	3.07
-	16	1850	13.78	1150	9.84	1000	7.87	1000	7.87	500	3.15
3/4	-	1565	12.32	990	8.22	790	6.64	790	6.64	410	2.62
-	20	1500	11.81	950	7.87	750	6.30	750	6.30	400	2.56
-	25	1200	9.45	760	6.30	600	5.12	600	5.12	320	1.97
1	-	1170	9.21	745	6.18	590	5.02	590	5.02	310	1.89


- Cutting conditions shown above are for slotting with L/D ≤ 3.5xD.
- Adjust/reduce the cutting conditions when the overhang length is longer than 3.5xD.






List 78PXVC: PXVC Exchangeable Heads

Side Milling

Hardness		Up to 30 HRC				30-45 HRC		45-55 HRC	
Work Material		Mild Steels Carbon Steels Cast Iron		Alloy Steels Tool Steels		Stainless Steels Hardened Steels		Hardened Steels Titanium Alloys	
Depth of Cut 		Aa=0.5Dc • Ar=0.2Dc				Aa=0.5Dc • Ar=0.1Dc		Aa=0.5Dc • Ar=0.05Dc	
Mill Dia.		Speed (RPM)	Feed (in/min)	Speed (RPM)	Feed (in/min)	Speed (RPM)	Feed (in/min)	Speed (RPM)	Feed (in/min)
(in)	(mm)								
3/8	-	5020	47.50	4010	38.00	3350	31.80	2680	25.65
-	10	4780	45.28	3820	36.22	3190	30.31	2550	24.41
-	12	3980	37.80	3190	30.31	2660	25.20	2130	20.47
1/2	-	3780	35.83	3020	28.63	2520	23.90	2010	19.30
-	14	3420	32.68	2730	25.98	2280	21.65	1820	17.32
5/8	-	3025	28.67	2410	22.85	2015	19.10	1610	15.46
-	16	2990	28.35	2390	22.83	1990	18.90	1600	15.35
-	18	2660	25.20	2130	20.47	1770	16.93	1420	13.78
3/4	-	2520	23.90	2010	19.05	1680	15.93	1340	12.86
-	20	2390	22.83	1910	18.11	1600	15.35	1280	12.20
-	22	2180	20.87	1740	16.54	1450	13.78	1160	11.00
-	25	1910	18.11	1530	14.57	1280	12.20	1020	9.84
1	-	1890	17.92	1510	14.31	1260	11.95	1000	9.60
1 1/4 (5F)	-	1515	15.10	1210	9.53	1010	9.94	805	6.34
1 1/4 (8F)	-	1515	19.09	1210	15.48	1010	12.73	805	10.30
-	32 (5F)	1500	14.96	1200	9.45	1000	9.84	800	6.30
-	32 (8F)	1500	18.90	1200	15.35	1000	12.60	800	10.24

- Cutting conditions shown above are for side milling with L/D ≤ 5xD
- For side milling with 5xD < L/D ≤ 6xD, reduce Speed and Feed by 10%
- For side milling with 6xD < L/D ≤ 7xD, reduce Speed & Feed by 20%
- For side milling with PXMC Extra-Short Collet, increase Speed by 30-40% and Feed by 40-80%
- For side milling with PXMC Short Collet, increase Speed by 10-20% and Feed by 20-30%

Slotting

Hardness		Up to 30 HRC				30-45 HRC		45-55 HRC	
Work Material		Mild Steels Carbon Steels Cast Iron		Alloy Steels Tool Steels		Stainless Steels Hardened Steels		Hardened Steels Titanium Alloys	
Depth of Cut 		Aa≤0.5Dc		Aa≤0.4Dc		Aa≤0.3Dc			
Mill Dia.		Speed (RPM)	Feed (in/min)	Speed (RPM)	Feed (in/min)	Speed (RPM)	Feed (in/min)	Speed (RPM)	Feed (in/min)
(in)	(mm)								
3/8	-	5020	39.70	4010	31.82	3340	26.47	2510	19.85
-	10	4780	37.80	3820	30.31	3180	25.20	2390	18.90
-	12	3980	31.50	3180	25.20	2650	20.87	1990	15.75
1/2	-	3760	29.61	3010	23.70	2505	19.72	1870	14.72
-	14	3410	26.77	2730	21.65	2270	17.72	1710	13.38
5/8	-	3010	23.70	2410	18.98	2005	15.79	1500	11.81
-	16	2980	23.62	2390	18.90	1990	15.75	1490	11.81
-	18	2650	20.87	2120	16.53	1770	13.78	1330	10.63
3/4	-	2505	19.72	2010	15.83	1670	13.15	1250	9.84
-	20	2390	18.90	1910	14.96	1590	12.60	1190	9.45
-	22	2170	16.93	1740	13.78	1450	11.42	1090	8.66
-	25	1910	14.96	1530	12.20	1270	9.84	950	7.48
1	-	1880	14.80	1505	11.85	1250	9.70	935	7.36


- Cutting conditions shown above are for slotting with L/D ≤ 5xD.
- For slotting with 5xD < L/D ≤ 6xD, reduce Speed and Feed by 20%.
- For slotting with 6xD < L/D ≤ 7xD, reduce Speed & Feed by 35%.
- For slotting with PXMC Extra-Short Collet, increase Speed by 10-20% and Feed by 10-50%.
- For slotting with PXMC Short Collet, increase Feed by 15-30%.
- Slotting with Ø1 1/4" or Ø32mm PXVC is not recommended due to the large number of flutes.





List 78PXSM: PXSM Exchangeable Heads

Side Milling

Hardness		Up to 30 HRC				30-45 HRC		45-55 HRC			
Work Material		Mild Steels Carbon Steels Cast Iron		Alloy Steels Tool Steels		Stainless Steels Hardened Steels		Hardened Steels Titanium Alloys		Heat Resistant Alloys Inconel	
Depth of Cut 		Aa≤0.5Dc • Ar≤0.05Dc				Aa≤0.5Dc • Ar≤0.02Dc		Aa≤0.3Dc • Ar≤0.02Dc			
Mill Dia.		Speed	Feed	Speed	Feed	Speed	Feed	Speed	Feed	Speed	Feed
(in)	(mm)	(RPM)	(in/min)	(RPM)	(in/min)	(RPM)	(in/min)	(RPM)	(in/min)	(RPM)	(in/min)
3/8	-	6020	91.36	5020	59.55	4010	47.53	3350	39.70	2000	17.32
-	10	5730	81.50	4780	56.70	3820	45.28	3190	37.80	1910	16.54
-	12	4750	68.90	3950	45.28	3150	37.40	2650	31.50	1550	13.78
1/2	-	4485	65.03	3725	42.84	2980	35.16	2500	29.75	1450	12.91
5/8 (6F)	-	3590	52.06	2970	34.16	2385	28.38	1955	23.66	1160	10.32
5/8 (8F)	-	3590	69.65	2970	45.44	2385	37.92	1955	31.67	1160	13.92
-	16 (6F)	3550	51.57	2950	33.86	2350	27.95	1950	23.62	1150	10.24
-	16 (8F)	3550	68.90	2950	45.28	2350	37.40	1950	31.50	1150	13.78
3/4	-	2990	71.76	2475	47.52	1985	39.10	1630	33.09	995	14.43
-	20	2850	68.90	2350	45.28	1900	37.40	1550	31.50	950	13.78
-	25	2280	55.12	1880	36.22	1520	29.92	1240	25.20	760	11.02
1	-	2240	54.21	1855	35.80	1490	29.35	1220	24.77	745	10.80


- Cutting conditions shown above are for side milling with L/D ≤ 3.5xD.
- Adjust/reduce the cutting conditions when the overhang length is longer than 3.5xD.






List 78PXSH: PXSH Exchangeable Heads

Side Milling (L/D≤4)

Hardness		Up to 45 HRC		45-55 HRC		55-62 HRC		62-66 HRC		66-70 HRC	
Work Material		Hardened Steels Prehardened Steels		Hardened Steel		Hardened Steel		Hardened Steel		Hardened Steel	
Depth of Cut 		Aa=1.0D Ar=0.05D (1mm max)		Aa=1.0D Ar=0.03D (1mm max)		Aa=1.0D Ar=0.02D (0.5mm max)					
Mill Dia.		Speed (RPM)	Feed (in/min)	Speed (RPM)	Feed (in/min)	Speed (RPM)	Feed (in/min)	Speed (RPM)	Feed (in/min)	Speed (RPM)	Feed (in/min)
(in)	(mm)										
-	12	3180	90.2	2390	67.7	1860	37.0	1590	27.2	1330	20.1
1/2	-	3010	85.4	2260	64.0	1760	35.0	1500	26.7	1260	19.0
5/8	-	2410	90.9	1800	68.1	1400	36.9	1200	27.4	1010	20.3
-	16	2390	90.2	1790	67.7	1390	36.6	1190	27.2	1000	20.1
3/4	-	2000	94.4	1500	71.0	1170	38.6	1010	28.6	840	21.1
-	20	1910	90.2	1430	67.7	1110	36.6	960	27.2	800	20.1
-	25	1530	96.5	1150	72.4	890	39.4	760	28.7	640	20.1
1	-	1510	95.2	1130	71.1	880	38.9	750	28.3	630	19.8

1. Use a rigid and precise machine and holder.
2. When chattering occurs, reduce the speed and feed simultaneously.
3. Please adjust the cutting condition when the overhang length is longer.
4. Please consider the overhang length as the total length of replaceable head and overhang length of shank holder.
5. Use an air blow or a suitable cutting fluid with high smoke retardant properties.

Side Milling (4<L/D≤5)

Hardness		Up to 45 HRC		45-55 HRC		55-62 HRC		62-66 HRC		66-70 HRC	
Work Material		Hardened Steels Prehardened Steels		Hardened Steel		Hardened Steel		Hardened Steel		Hardened Steel	
Depth of Cut 		Aa=1.0D Ar=0.03D (1mm max)		Aa=1.0D Ar=0.02D (1mm max)		Aa=0.7D Ar=0.02D (0.5mm max)					
Mill Dia.		Speed (RPM)	Feed (in/min)	Speed (RPM)	Feed (in/min)	Speed (RPM)	Feed (in/min)	Speed (RPM)	Feed (in/min)	Speed (RPM)	Feed (in/min)
(in)	(mm)										
-	12	2260	64.2	1730	49.2	1330	18.9	1190	13.4	930	7.9
1/2	-	2140	60.8	1640	46.6	1260	17.9	1130	12.7	880	7.5
5/8	-	1700	64.2	1300	49.2	1010	19.1	910	13.9	710	8.0
-	16	1690	63.8	1290	48.8	1000	18.9	900	13.8	700	7.9
3/4	-	1420	67.1	1090	51.6	840	19.5	760	14.6	590	8.3
-	20	1350	63.8	1040	49.2	800	18.9	720	13.8	560	7.9
-	25	1080	68.1	830	52.4	640	28.3	570	21.6	450	14.2
1	-	1060	66.8	820	51.8	630	23.4	560	21.2	440	13.9


1. Use a rigid and precise machine and holder.
2. When chattering occurs, reduce the speed and feed simultaneously.
3. Please adjust the cutting condition when the overhang length is longer.
4. Please consider the overhang length as the total length of replaceable head and overhang length of shank holder.
5. Use an air blow or a suitable cutting fluid with high smoke retardant properties.





List 78PXSH: PXSH Exchangeable Heads

High Speed Side Milling (L/D≤4)

Hardness	Up to 45 HRC		45-55 HRC		55-62 HRC		62-66 HRC		66-70 HRC		
Work Material	Hardened Steels Prehardened Steels		Hardened Steel		Hardened Steel		Hardened Steel		Hardened Steel		
Depth of Cut 	Aa=1.0D Ar=0.05D (1mm max)		Aa=1.0D Ar=0.03D (1mm max)		Aa=0.7D Ar=0.015D (0.5mm max)		Aa=0.7D Ar=0.01D (0.5mm max)				
Mill Dia.		Speed (RPM)	Feed (in/min)	Speed (RPM)	Feed (in/min)	Speed (RPM)	Feed (in/min)	Speed (RPM)	Feed (in/min)	Speed (RPM)	Feed (in/min)
(in)	(mm)										
-	12	4510	102.4	3980	90.1	2790	44.5	2390	33.8	1860	23.6
1/2	-	4260	96.7	3760	85.1	2640	42.1	2260	31.9	1760	22.3
5/8	-	3410	103.3	3020	91	2110	44.9	1800	33.9	1400	23.8
-	16	3380	102.4	2990	90.1	2090	44.5	1790	33.8	1390	23.6
3/4	-	2850	107.7	2510	94.6	1750	46.6	1500	35.4	1170	24.9
-	20	2710	102.4	2390	90.1	1670	44.5	1430	33.8	1110	23.6
-	25	2170	109.4	1910	96.1	1340	47.6	1150	36.2	890	25.2
1	-	2140	107.9	1880	94.6	1320	46.9	1130	35.6	880	24.9

1. Use a rigid and precise machine and holder.
2. When chattering occurs, reduce the speed and feed simultaneously.
3. Please adjust the cutting condition when the overhang length is longer.
4. Please consider the overhang length as the total length of replaceable head and overhang length of shank holder.
5. Use an air blow or a suitable cutting fluid with high smoke retardant properties.





List 78PXNL: PXNL Exchangeable Heads
List 78PXNL-O: PXNL-O Exchangeable Heads
List 78PXNH: PXNH Exchangeable Heads
List 78PXNH-O: PXNH-O Exchangeable Heads

Side Milling

Work Material		Cast Iron		Carbon Steels		Alloy Steels		Hardened Steels Pre-hardened Steels		Stainless Steels	
Depth of Cut 		Aa=0.5Dc • Ar=0.3Dc				Aa=0.5Dc • Ar=0.2Dc					
Mill Dia.		Speed (RPM)	Feed (in/min)	Speed (RPM)	Feed (in/min)	Speed (RPM)	Feed (in/min)	Speed (RPM)	Feed (in/min)	Speed (RPM)	Feed (in/min)
(in)	(mm)										
3/8	-	3000	29.74	4010	34.71	3340	21.50	3000	14.45	2680	11.56
-	10	2860	28.35	3820	33.07	3180	20.47	2860	13.78	2550	11.00
-	12	2390	23.62	3180	27.56	2650	17.32	2390	11.42	2120	9.06
1/2	-	2255	22.32	3000	26.10	2500	16.25	2255	10.82	2000	8.60
5/8	-	1800	24.48	2400	28.56	2000	17.80	1800	11.88	1600	9.44
-	16	1790	24.41	2390	28.35	1990	17.72	1790	11.81	1590	9.45
3/4	-	1500	27.30	2000	31.40	1670	19.87	1500	12.75	1335	10.28
-	20	1430	25.98	1910	29.92	1590	18.90	1430	12.20	1270	9.84
-	25	890	17.72	1270	22.05	1020	13.38	890	8.66	760	6.69
1	-	875	17.41	1250	21.75	1000	13.10	875	8.49	745	6.56

- Cutting conditions shown above are for side milling with L/D ≤ 3.5xD.
- Adjust/reduce the cutting conditions when the overhang length is longer than 3.5xD.
- For side milling with PXMC Extra-Short Collet, increase Speed by 20-80% and Feed by 20-100%.
- For side milling with PXMC Short Collet, increase Speed by 30-50% and Feed by 10-80%.

Slotting

Work Material		Cast Iron		Carbon Steels		Alloy Steels		Hardened Steels Pre-hardened Steels		Stainless Steels	
Depth of Cut 		Aa=0.5Dc									
Mill Dia.		Speed (RPM)	Feed (in/min)	Speed (RPM)	Feed (in/min)	Speed (RPM)	Feed (in/min)	Speed (RPM)	Feed (in/min)	Speed (RPM)	Feed (in/min)
(in)	(mm)										
3/8	-	2345	14.90	3340	18.61	2680	11.17	2345	7.05	2000	5.36
-	10	2230	14.17	3180	17.72	2550	10.63	2230	6.70	1910	5.12
-	12	1860	11.81	2650	14.57	2120	8.66	1860	5.51	1590	4.33
1/2	-	1750	11.03	2505	13.78	2000	8.20	1750	5.08	1500	4.05
5/8	-	1400	12.74	2005	15.84	1600	9.44	1400	5.88	1200	4.80
-	16	1390	12.60	1990	15.75	1590	9.45	1390	5.91	1190	4.72
3/4	-	1165	14.91	1670	18.54	1335	11.21	1165	6.99	1000	5.40
-	20	1110	14.17	1590	17.72	1270	10.63	1110	6.69	950	5.12
-	25	760	11.02	1150	14.57	890	8.27	760	5.12	640	3.94
1	-	745	10.80	1130	14.35	875	8.14	745	4.99	630	3.84

- Cutting conditions shown above are for slotting with L/D ≤ 3.5xD.
- Adjust/reduce the cutting conditions when the overhang length is longer than 3.5xD.
- For slotting with PXMC Extra-Short Collet, increase Speed by 20-80% and Feed by 50-250%.
- For slotting with PXMC Short Collet, increase Speed by 20-50% and Feed by 30-200%.





List 78PXRE: PXRE Exchangeable Heads

Contouring

Hardness		-		Up to 30 HRC		30-45 HRC		45-55 HRC		55-60 HRC	
Work Material		Mild Steels Carbon Steels Cast Iron		Alloy Steels Tool Steels		Hardened Steels Pre-hardened Steels		Hardened Steels		Hardened Steels	
Depth of Cut		$Aa=0.1r \cdot Ar=0.3Dc$									
Mill Dia.											
(in)	(mm)	Speed (RPM)	Feed (in/min)	Speed (RPM)	Feed (in/min)	Speed (RPM)	Feed (in/min)	Speed (RPM)	Feed (in/min)	Speed (RPM)	Feed (in/min)
3/8	-	6695	529.65	5045	322.77	4100	248.33	3465	169.49	2940	111.61
-	10	6370	503.94	4800	307.10	3900	236.22	3300	161.42	2800	106.30
-	12	5800	417.32	4000	255.91	3200	192.91	2700	129.92	2300	86.61
1/2	-	5475	393.65	3780	241.92	3020	182.11	2535	121.93	2170	81.59
5/8	-	4035	472.50	3025	305.53	2415	233.77	2030	155.90	1735	108.44
-	16	4000	468.50	3000	303.15	2400	232.28	2000	153.54	1700	106.30
3/4	-	3360	394.80	2520	268.63	2010	204.02	1690	137.23	1445	89.45
-	20	3200	375.98	2400	255.91	1900	192.91	1600	129.92	1400	86.61
-	25	2560	294.40	1920	192.00	1535	145.80	1280	102.40	1100	68.75
1	-	2520	289.80	1890	189.00	1510	143.45	1260	100.80	1090	67.50

- Cutting conditions shown above are for contouring with $L/D \leq 3.5xD$.
- Adjust/reduce the cutting conditions when the overhang length is longer than $3.5xD$.

List 78PXDR: PXDR-P Exchangeable Heads

Contouring

Hardness		-		Up to 30 HRC		30-45 HRC		45-55 HRC	
Work Material		Mild Steels Carbon Steels Cast Iron		Alloy Steels Tool Steels		Stainless Steels Hardened Steels		Hardened Steels	
Depth of Cut		$Aa=0.05r \cdot Ar=0.25Dc$							
Mill Dia.									
(in)	(mm)	Speed (RPM)	Feed (in/min)	Speed (RPM)	Feed (in/min)	Speed (RPM)	Feed (in/min)	Speed (RPM)	Feed (in/min)
3/8	-	5010	148.00	5010	118.26	5010	88.90	5010	59.13
-	10	4770	140.95	4770	112.60	4770	84.65	4770	56.30
-	12	3980	117.32	3980	94.10	3980	70.47	3980	46.85
1/2	-	3780	111.60	3780	89.30	3780	66.97	3780	44.65
5/8	-	3025	89.32	3025	74.45	3025	53.59	3025	35.73
-	16	2980	88.19	2980	70.47	2980	52.75	2980	35.43
3/4	-	2520	74.40	2520	59.53	2520	44.65	2520	29.76
-	20	2390	70.47	2390	56.30	2390	42.12	2390	28.35
-	25	1920	56.64	1920	45.12	1920	33.98	1920	22.46
1	-	1890	55.75	1890	44.41	1890	33.45	1890	22.11


- Cutting conditions shown above are for contouring with $L/D \leq 5xD$.
- Adjust/reduce the cutting conditions when the overhang length is longer than $5xD$.





List 78PXDR: PXDR-N Exchangeable Heads

Contouring

Hardness	Up to 30 HRC		30-45 HRC		45-55 HRC		55-60 HRC		
Work Material	Alloy Steels Tool Steels		Stainless Steels Hardened Steels		Hardened Steels		Hardened Steels		
Depth of Cut 	Aa=0.03r • Ar=0.25Dc						Aa=0.02r • Ar=0.2Dc		
Mill Dia.		Speed (RPM)	Feed (in/min)	Speed (RPM)	Feed (in/min)	Speed (RPM)	Feed (in/min)	Speed (RPM)	Feed (in/min)
(in)	(mm)								
3/8	-	5010	148.00	4010	94.64	3340	47.56	3340	39.28
-	10	4770	140.95	3820	90.16	3180	45.28	3180	37.40
-	12	3980	117.32	3180	75.20	2650	37.40	2650	31.50
1/2	-	3780	111.60	3020	71.34	2520	34.72	2520	29.76
5/8	-	3025	89.32	2415	57.05	2015	28.56	2015	23.80
-	16	2980	88.19	2390	56.30	1990	28.35	1990	23.62
3/4	-	2520	74.40	2010	47.48	1680	23.15	1680	19.84
-	20	2390	70.47	1910	45.27	1590	22.44	1590	18.90
-	25	1920	56.64	1535	36.07	1275	17.85	1275	15.05
1	-	1890	55.75	1500	35.25	1250	17.50	1250	14.75

- Cutting conditions shown above are for contouring with L/D ≤ 5xD.
- Adjust/reduce the cutting conditions when the overhang length is longer than 5xD.





List 78PXHF-AM: PXHF-AM Exchangeable Heads

Facing (L/D ≤ 4)

Hardness	< 45 HRC		< 62 HRC		< 70 HRC		-		-		-		-	
Work Material	Hardened Steel Prehardened Steel		Hardened Steel		Hardened Steel		Stainless Steel		Cobalt-Chrome Alloy Stellite		Titanium Alloy		Nickel-based Alloy Inconel 718	
Cutting Speed	360 - 425 SFM		295 - 360 SFM		215 - 280 SFM		410 - 475 SFM		360 - 425 SFM		295 - 360 SFM		100 - 165 SFM	
Depth of Cut 	Aa=0.04Dc Max • Ar=0.5Dc Max													
Mill Dia.	Speed	Feed	Speed	Feed	Speed	Feed	Speed	Feed	Speed	Feed	Speed	Feed	Speed	Feed
(in) (mm)	(RPM)	(in/min)	(RPM)	(in/min)	(RPM)	(in/min)	(RPM)	(in/min)	(RPM)	(in/min)	(RPM)	(in/min)	(RPM)	(in/min)
- 12	3180	207.87	2650	172.83	1990	62.20	3580	233.86	3180	207.48	2650	172.83	1060	30.31
1/2 -	3020	207.87	2520	172.83	1870	62.20	3400	233.86	3020	207.48	2520	172.83	990	30.31
5/8 -	2415	207.87	2015	172.83	1500	62.20	2720	233.86	2415	207.48	2015	172.83	800	30.31
- 16	2390	207.87	1990	172.83	1490	62.20	2690	233.86	2390	207.48	1990	172.83	800	30.31
3/4 -	2010	207.87	1680	172.83	1250	62.20	2265	233.86	2010	207.48	1680	172.83	660	30.31
- 20	1910	207.87	1590	172.83	1190	62.20	2150	233.86	1910	207.48	1590	172.83	640	30.31
1 -	1510	207.87	1260	172.83	935	62.20	1700	233.86	1510	207.48	1260	172.83	500	30.31

1. This tool is recommended for the roughing of additive manufacturing and mold overlay surfaces.
2. Please use machines and holders that are rigid and highly accurate.
3. The values listed above are for reference. Please set the cutting condition in accordance with the actual machining environment.
4. Please reduce the feed rate when the depth of cut is greater than specified.
5. Please adjust the cutting condition when the overhang length is longer.
6. Please use a suitable fluid with high smoke retardant properties.
7. During dry (no fluid) milling, please use air blow to remove disposable chips from the milling area and to eliminate chip packing.
8. Please use water-soluble coolant when machining stainless steel, cobalt-chromium alloy, titanium alloy, and Ni-based alloy.
9. Tool runout should be kept to a minimum for maximum accuracy.
10. When the cutting load fluctuates in areas such as the corners, please reduce the rotational speed.
11. If Ar is greater than 0.5Dc, there may be a cusp in the machined surface.

Facing (4 < L/D ≤ 5)


Hardness	< 45 HRC		< 62 HRC		< 70 HRC		-		-		-		-	
Work Material	Hardened Steel Prehardened Steel		Hardened Steel		Hardened Steel		Stainless Steel		Cobalt-Chrome Alloy Stellite		Titanium Alloy		Nickel-based Alloy Inconel 718	
Cutting Speed	330 - 395 SFM		265 - 330 SFM		195 - 265 SFM		380 - 450 SFM		330 - 400 SFM		265 - 330 SFM		80 - 150 SFM	
Depth of Cut 	Aa=0.03Dc Max • Ar=0.5Dc Max													
Mill Dia.	Speed	Feed	Speed	Feed	Speed	Feed	Speed	Feed	Speed	Feed	Speed	Feed	Speed	Feed
(in) (mm)	(RPM)	(in/min)	(RPM)	(in/min)	(RPM)	(in/min)	(RPM)	(in/min)	(RPM)	(in/min)	(RPM)	(in/min)	(RPM)	(in/min)
- 12	2920	148.80	2390	73.23	1860	47.64	3320	169.30	2920	148.80	2390	122.05	930	21.26
1/2 -	2750	148.80	2250	73.23	1560	47.64	3130	169.30	2750	148.80	2250	122.05	880	21.26
5/8 -	2200	148.80	1800	73.23	1400	47.64	2500	169.30	2200	148.80	1800	122.05	700	21.26
- 16	2190	148.80	1790	73.23	1390	47.64	2490	169.30	2190	148.80	1790	122.05	700	21.26
3/4 -	1830	148.80	1500	73.23	1170	47.64	2090	169.30	1830	148.80	1500	122.05	590	21.26
- 20	1750	148.80	1430	73.23	1110	47.64	1990	169.30	1750	148.80	1430	122.05	560	21.26
1 -	1380	148.80	1130	73.23	880	47.64	1570	169.30	1380	148.80	1130	122.05	440	21.26

1. This tool is recommended for the roughing of additive manufacturing and mold overlay surfaces.
2. Please use machines and holders that are rigid and highly accurate.
3. The values listed above are for reference. Please set the cutting condition in accordance with the actual machining environment.
4. Please reduce the feed rate when the depth of cut is greater than specified.
5. Please adjust the cutting condition when the overhang length is longer.
6. Please use a suitable fluid with high smoke retardant properties.
7. During dry (no fluid) milling, please use air blow to remove disposable chips from the milling area and to eliminate chip packing.
8. Please use water-soluble coolant when machining stainless steel, cobalt-chromium alloy, titanium alloy, and Ni-based alloy.
9. Tool runout should be kept to a minimum for maximum accuracy.
10. When the cutting load fluctuates in areas such as the corners, please reduce the rotational speed.
11. If Ar is greater than 0.5Dc, there may be a cusp in the machined surface.






Facing ($5 < L/D \leq 6$)

Hardness	< 45 HRC		< 62 HRC		< 70 HRC		-		-		-		-		
Work Material	Hardened Steel Prehardened Steel		Hardened Steel		Hardened Steel		Stainless Steel		Cobalt-Chrome Alloy Stellite		Titanium Alloy		Nickel-based Alloy Inconel 718		
Cutting Speed	295 - 360 SFM		230 - 295 SFM		165 - 230 SFM		330 - 395 SFM		295 - 360 SFM		230 - 295 SFM		65 - 130 SFM		
Depth of Cut	 $Aa=0.02Dc \text{ Max} \cdot Ar=0.5Dc \text{ Max}$														
Mill Dia.		Speed	Feed	Speed	Feed	Speed	Feed	Speed	Feed	Speed	Feed	Speed	Feed	Speed	Feed
(in)	(mm)	(RPM)	(in/min)	(RPM)	(in/min)	(RPM)	(in/min)	(RPM)	(in/min)	(RPM)	(in/min)	(RPM)	(in/min)	(RPM)	(in/min)
-	12	2650	105.12	2120	83.46	1590	31.50	2920	115.75	2650	105.12	2120	84.25	800	13.78
1/2	-	2520	105.12	2000	83.46	1500	31.50	2750	115.75	2520	105.12	2000	84.25	760	13.78
5/8	-	2010	105.12	1600	83.46	1200	31.50	2200	115.75	2010	105.12	1600	84.25	610	13.78
-	16	1990	105.12	1590	83.46	1190	31.50	2190	115.75	1990	105.12	1590	84.25	600	13.78
3/4	-	1680	105.12	1330	83.46	1000	31.50	1830	115.75	1680	105.12	1330	84.25	510	13.78
-	20	1590	105.12	1270	83.46	960	31.50	1750	115.75	1590	105.12	1270	84.25	480	13.78
1	-	1260	105.12	1000	83.46	750	31.50	1380	115.75	1260	105.12	1000	84.25	380	13.78

1. This tool is recommended for the roughing of additive manufacturing and mold overlay surfaces.
2. Please use machines and holders that are rigid and highly accurate.
3. The values listed above are for reference. Please set the cutting condition in accordance with the actual machining environment.
4. Please reduce the feed rate when the depth of cut is greater than specified.
5. Please adjust the cutting condition when the overhang length is longer.
6. Please use a suitable fluid with high smoke retardant properties.
7. During dry (no fluid) milling, please use air blow to remove disposable chips from the milling area and to eliminate chip packing.
8. Please use water-soluble coolant when machining stainless steel, cobalt-chromium alloy, titanium alloy, and Ni-based alloy.
9. Tool runout should be kept to a minimum for maximum accuracy.
10. When the cutting load fluctuates in areas such as the corners, please reduce the rotational speed.
11. If Ar is greater than 0.5Dc, there may be a cusp in the machined surface.

Side Milling

Hardness	< 45 HRC		< 62 HRC		< 70 HRC		-		-		-		-		
Work Material	Hardened Steel Prehardened Steel		Hardened Steel		Hardened Steel		Stainless Steel		Cobalt-Chrome Alloy Stellite		Titanium Alloy		Nickel-based Alloy Inconel 718		
Cutting Speed	260 - 330 SFM		165 - 230 SFM		165 - 230 SFM		330 - 395 SFM		295 - 360 SFM		100 - 165 SFM				
Depth of Cut	 $Aa=0.5Dc \text{ Max} \cdot Ar=0.05Dc \text{ Max}$														
Mill Dia.		Speed	Feed	Speed	Feed	Speed	Feed	Speed	Feed	Speed	Feed	Speed	Feed	Speed	Feed
(in)	(mm)	(RPM)	(in/min)	(RPM)	(in/min)	(RPM)	(in/min)	(RPM)	(in/min)	(RPM)	(in/min)	(RPM)	(in/min)	(RPM)	(in/min)
-	12	2390	47.25	1590	22.83	1060	9.06	2650	52.75	2390	47.25	1590	22.83	800	9.06
1/2	-	2250	47.25	1490	22.83	990	9.06	2520	52.75	2250	47.25	1490	22.83	760	9.06
5/8	-	1800	47.25	1190	22.83	790	9.06	2010	52.75	1800	47.25	1190	22.83	610	9.06
-	16	1790	47.25	1190	22.83	800	9.06	1990	52.75	1790	47.25	1190	22.83	600	9.06
3/4	-	1500	47.25	990	22.83	660	9.06	1680	52.75	1500	47.25	990	22.83	510	9.06
-	20	1430	47.25	960	22.83	640	9.06	1590	52.75	1430	47.25	960	22.83	480	9.06
1	-	1120	47.25	740	22.83	500	9.06	1260	52.75	1120	47.25	740	22.83	380	9.06

1. This tool is recommended for the roughing of additive manufacturing and mold overlay surfaces.
2. Please use machines and holders that are rigid and highly accurate.
3. The values listed above are for reference. Please set the cutting condition in accordance with the actual machining environment.
4. Please reduce the feed rate when the depth of cut is greater than specified.
5. The above table is a guide when the amount of protrusion of the tool is 4D or less. If the amount of protrusion is large, chattering is likely to occur. Please adjust the rotation speed, feed speed, and depth of cut.
6. Please use a suitable fluid with high smoke retardant properties.
7. During dry (no fluid) milling, please use air blow to remove disposable chips from the milling area and to eliminate chip packing.
8. Please use water-soluble coolant when machining stainless steel, cobalt-chromium alloy, titanium alloy, and Ni-based alloy.
9. Tool runout should be kept to a minimum for maximum accuracy.
10. When the cutting load fluctuates in areas such as the corners, please reduce the rotational speed.





List 78PXBE: PXBE-P & PXBE-P-O Exchangeable Heads

Contouring

Hardness				Up to 30 HRC		30-45 HRC		45-55 HRC	
Work Material		Mild Steels Carbon Steels Cast Iron		Alloy Steels Tool Steels		Stainless Steels Hardened Steels		Hardened Steels Titanium Alloys	
Depth of Cut		$\leq \varnothing 0.500: Aa=0.07Dc \cdot Ar=0.15Dc$ $\geq \varnothing 0.625: Aa=0.10Dc \cdot Ar=0.15Dc$						$\leq \varnothing 0.500: Aa=0.05Dc \cdot Ar=0.1Dc$ $\geq \varnothing 0.625: Aa=0.03Dc \cdot Ar=0.1Dc$	
Mill Dia.		Speed (RPM)	Feed (in/min)	Speed (RPM)	Feed (in/min)	Speed (RPM)	Feed (in/min)	Speed (RPM)	Feed (in/min)
(in)	(mm)								
3/8	-	5010	88.90	4010	71.10	3340	59.13	3340	39.28
-	10	4770	84.65	3820	67.72	3180	56.30	3180	37.40
-	12	3980	70.47	3180	56.30	2650	46.85	2650	31.50
1/2	-	3780	66.97	3020	53.50	2520	44.65	2520	29.76
5/8	-	3025	53.60	2415	42.78	2015	35.70	2015	23.80
-	16	2980	52.75	2390	42.12	1990	35.43	1990	23.62
3/4	-	2520	44.65	2010	35.61	1680	29.76	1680	19.84
-	20	2390	42.12	1910	33.86	1590	28.35	1590	18.90
-	25	1920	33.98	1535	27.17	1275	22.57	1275	15.05
1	-	1890	33.45	1500	26.55	1250	22.12	1250	14.75

- Cutting conditions shown above are for contouring with L/D \leq 5xD.
- Adjust/reduce the cutting conditions when the overhang length is longer than 5xD.

List 78PXBE: PXBE-N Exchangeable Heads

List 78PXBE-O: PXBE-N-O Exchangeable Heads

Contouring

Hardness				Up to 30 HRC		30-45 HRC		45-55 HRC		55-60 HRC	
Work Material		Mild Steels Carbon Steels Cast Iron		Alloy Steels Tool Steels		Hardened Steels Pre-hardened Steels		Hardened Steels		Hardened Steels	
Depth of Cut		$\leq \varnothing 0.500: Aa=0.07Dc \cdot Ar=0.15Dc$ $\geq \varnothing 0.625: Aa=0.05Dc \cdot Ar=0.15Dc$						$\leq \varnothing 0.500: Aa=0.05Dc \cdot Ar=0.1Dc$ $\geq \varnothing 0.625: Aa=0.03Dc \cdot Ar=0.1Dc$		$Aa=0.03Dc \cdot Ar=0.05Dc$	
Mill Dia.		Speed (RPM)	Feed (in/min)	Speed (RPM)	Feed (in/min)	Speed (RPM)	Feed (in/min)	Speed (RPM)	Feed (in/min)	Speed (RPM)	Feed (in/min)
(in)	(mm)										
3/8	-	8360	148.00	8360	148.00	6695	94.76	5010	59.13	3340	19.85
-	10	7960	140.95	7960	140.95	6370	90.16	4770	56.30	3180	18.90
-	12	6600	116.14	6600	116.14	5300	74.80	3950	45.27	2600	15.75
1/2	-	6235	109.74	6235	109.74	4970	70.08	3715	42.72	2230	13.38
5/8	-	4990	89.32	4990	89.32	3975	57.24	2970	35.64	1925	11.94
-	16	4950	88.58	4950	88.58	3950	57.09	2950	35.43	1900	11.81
3/4	-	4155	72.30	4155	72.30	3310	47.66	2475	31.19	1680	10.25
-	20	3950	68.90	3950	68.90	3150	45.27	2350	29.53	1600	9.84
-	25	3160	55.30	3160	55.30	2520	36.29	1880	23.50	1280	7.68
1	-	3110	54.42	3110	54.42	2485	35.78	1850	23.12	1260	7.56

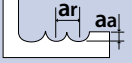
- Cutting conditions shown above are for contouring with L/D \leq 3.5xD.
- Adjust/reduce the cutting conditions when the overhang length is longer than 3.5xD.





List 78PXB: PXBM Exchangeable Heads

Contouring

Hardness		Up to 30 HRC		30-45 HRC		45-55 HRC		55-60 HRC				
Work Material		Mild Steels Carbon Steels Cast Iron		Alloy Steels Tool Steels		Hardened Steels Pre-hardened Steels		Hardened Steels				
Depth of Cut	Aa=0.02Dc • Ar=0.05Dc											
	Mill Dia.		Speed	Feed	Speed	Feed	Speed	Feed	Speed	Feed	Speed	Feed
	(in)	(mm)	(RPM)	(in/min)	(RPM)	(in/min)	(RPM)	(in/min)	(RPM)	(in/min)	(RPM)	(in/min)
3/8	-		8360	197.24	8360	197.24	6695	126.40	5010	78.98	3340	26.47
-	10		7960	187.80	7960	187.80	6360	120.08	4770	75.20	3180	25.20
-	12		6600	153.54	6600	153.54	5300	98.42	3950	59.05	2600	21.65
1/2	-		6235	145.28	6235	145.28	4970	92.44	3715	55.35	2230	18.51
5/8	-		4990	178.64	4990	178.64	3975	114.88	2970	71.28	1925	23.87
-	16		4950	177.16	4950	177.16	3950	114.17	2950	70.87	1900	23.62
3/4	-		4155	145.01	4155	145.01	3310	95.00	2475	62.12	1680	20.66
-	20		3950	137.79	3950	137.79	3150	90.55	2350	59.05	1600	19.68
-	25		3160	110.60	3160	110.60	2520	71.82	1880	47.00	1280	15.75
1	-		3110	108.85	3110	108.85	2485	70.82	1850	46.25	1260	15.50

- Cutting conditions shown above are for contouring with L/D ≤ 3.5xD.
- Adjust/reduce the cutting conditions when the overhang length is longer than 3.5xD.






List 6440 - EXOCARB® Disc Cutter®:s

Roughing

Work Material	Cutting Speed (RPM)	Feed Rate (Inch/Tooth)
Carbon Steel 1018, 1050	325 - 1,050	0.0021 - 0.0060
Stainless Steel 300, 400	300 - 865	0.0018 - 0.0042
Cast Iron	450 - 5,100	0.0027 - 0.0098
Ductile Cast Iron	375 - 4,100	0.0027 - 0.0098
Aluminum A5052, A7075	3,280 - 10,000	0.0027 - 0.0098
Aluminum Alloy Casting ~ 13% Si	3,280 - 10,000	0.0027 - 0.0098
Aluminum Alloy Casting 13% Si ~	300 - 2,500	0.0027 - 0.0098
Copper	800 - 6,800	0.0027 - 0.0098

DISC CUTTER[®]S




List 6441 - EXOCARB® Disc Cutter®:PRO

Finishing

Work Material	Cutting Speed (RPM)	Feed Rate (Inch/Tooth)
Aluminum A5052, A7075	3,280 - 13,120	0.0027 - 0.0059
Aluminum Alloy Casting ~ 13% Si	3,280 - 13,120	0.0027 - 0.0059
Aluminum Alloy Casting 13% Si ~	300 - 2,500	0.0027 - 0.0059
Copper	800 - 6,800	0.0027 - 0.0059

DISC CUTTER[®]PRO



End Mill


Reconditioning





OSG Tool Reconditioning

OSG's Bensenville facility is the special cutting tool and regrinding authority based in the Chicago area. Through accurate and expedient regrinds of high-end cutting tools, OSG helps customers extend tool life and save money by restoring their used cutting tools to their original condition. In addition to regrinding, the Bensenville facility also manufactures custom drills, reamers, and other special cutting tools, performs product modifications and provides premium coating services.



As part of the OSG Corporation (headquartered in Japan), the regrind facility is the only OSG authorized regrinding source in America. The regrinding program uses the same OSG manufacturing drawings, adheres to OSG's strict quality control standards and uses the same equipment for OSG manufacturing and inspection procedures. As one of the world's leading cutting tool manufacturers, OSG offers a global network of support to our customers.

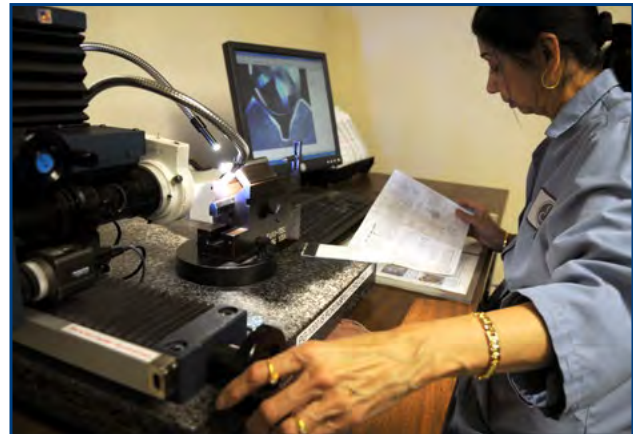
Tool Reconditioning Lowers Costs

The primary benefit of tool reconditioning is clear: the reduction in overall tooling costs. As part of normal production, tool wear, chipping and breakage occurs often affecting tool performance and increasing manufacturing costs. By reconditioning high performance drills, end mills and taps, OSG helps manufacturers realize substantial cost savings through extended tool life without jeopardizing production quality or performance. Because OSG's reconditioned tools are manufactured to the same high level of quality and held to the same exacting standards that new tools are, customers of OSG's tool reconditioning services can expect the same high performance and quality they are accustomed with OSG's new tools even after regrinding multiple times.

Engineering & Sales Support

OSG reconditions OSG tools using the same prints as the original tools made in our plants around the world. By using original part drawings, tools are accurately reconditioned to the original specifications, so customers are assured that reconditioned tools realize the same high level of performance. Manufacturers can also work directly with OSG design engineers to customize tools for enhanced performance or to meet specific requirements.

OSG's national sales team provides tooling expertise in the field for onsite evaluations and recommendations for manufacturers to implement a customized reconditioning program. The goal is to help manufacturers reduce tool costs and inventory, optimize performance and enhance overall profits.



Contact your OSG representative or distributor to review your tool reconditioning program.





CNC Training

OSG CNC technicians are extensively trained on proper setup methodologies and reconditioning processes by an on-staff CNC trainer. Through their development, the CNC technician training program moves operators through three levels where they are diligently monitored and certified/reevaluated annually to maintain consistency and quality in our tools. Technicians are also trained and certified/reevaluated annually by Quality Assurance to perform inspections to print on first piece and in process tools.

Inspector Training

In order to guarantee that our tools are reconditioned to the highest standards, inspectors also undergo annual training and certifications which involve standardized procedures. These are the same methods that are used in the OSG manufacturing facilities in Japan and around the world. Inspectors are trained to inspect and measure tools completely to the original tool prints.

Throughout the reconditioning process, the tools are also continuously inspected until 100% visual inspection ensures that no chipped or defective tools are received by the customer. The high tech inspection equipment used at the reconditioning facility is the same equipment used at all OSG locations. This includes in-house developed tool analyzers and state-of-the-art equipment with up to 300x magnification capabilities. The key to inspecting high performance, accurate reconditioned tools is assuring that they are held to the same inspection standards through the use of the same inspection methods as new OSG tools.

The Bensenville plant is subject to OSG's stringent JQA regrinding standards and is certified regularly by OSG Japan.

Equipment and Facility

In 2015, OSG opened a reconditioning facility which is equipped with state-of-the-art production and inspection equipment. The facility uses high precision 5-Axis CNC grinders throughout the reconditioning process for improved repeatability and precision.

OSG's weekly equipment Preventive Maintenance (PM) program ensures consistency and accuracy throughout the reconditioning process. Through this PM program, OSG's tool reconditioning performance will be consistent year after year.













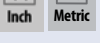


















HOLDERS





List	Item	Features	Product Page
SynchroMaster			
9950	SynchroMaster Tap Holders	 BT, CAT, HSK & Straight Shank Micro Float Tap Holders for synchronous tapping	 1565-1566
9953	SynchroMaster Collets	 ER Sealed Collets, for coolant-through the tap & coolant-through the collet	 1567
9955	SynchroMaster Accessories		1568
HY-PRO® SHRINK			
9900	HY-PRO® SHRINK HR-B Handy Unit	 General Purpose Shrink Fit Hot-Air Unit	1569
9901	HY-PRO® SHRINK Accessories	 Accessories for HR-B Handy Unit	1570-1571
9902	HY-PRO® SHRINK Mono Holders	 HSK-E Monoblock Holders, for standard & coolant-through the tool operations	 1572-1573
9903	HY-PRO® SHRINK Base Holders	 CAT, BT, and HSK 2-Piece Base Holders, for standard & coolant-through the tool operations	 1574
9904	HY-PRO® SHRINK Nozzle Holders	 CAT, BT, and HSK 2-Piece Nozzle-Type Holders, for coolant-through the holder operations	 1575
9905	HY-PRO® SHRINK Regular Extensions	 Regular Type Shrink Extensions, for standard & coolant-through the tool operations	 1576
9906	HY-PRO® SHRINK Flush Extensions	 Flush Type Shrink Extensions, for coolant-through the collet operations	 1577
9907	HY-PRO® SHRINK Slim Extensions	 Slim Type Shrink Extensions, for long reach & coolant-through the tool operations	 1578-1579
9908	HY-PRO® SHRINK Straight Regular Extensions	 Straight Regular Type Shrink Extensions, for standard milling / end mill chucks	 1580
9909	HY-PRO® SHRINK Straight Slim Extensions	 Straight Slim Type Shrink Extensions, for standard milling / end mill chucks	 1581-1582
9910	HY-PRO® SHRINK Straight Carbide Extensions	 Carbide Straight Type Shrink Extensions, for increased rigidity & reach	 1583
9911	HY-PRO® SHRINK Straight Slim Carbide Extensions	 Carbide Straight Slim Type Shrink Extensions, for increased rigidity & reach	 1583





List 9950

SynchroMaster Tap Holders



NEW SIZES

PACKED
1 PIECE

ABOUT OSG

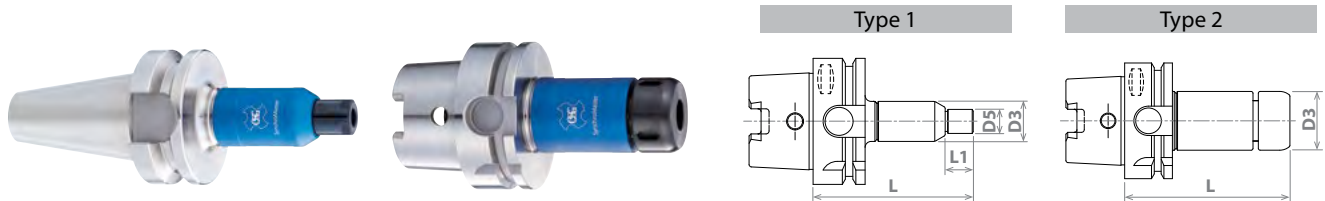
DRILLING

THREADING

MILLING

HOLDERS

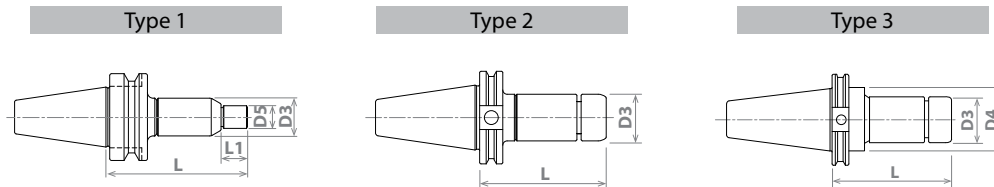
INDEX



HSK Holders

EDP Number	Designation	Type	Body Diameter		Collet Nut Diameter	Overall Length	Neck Length	Collet Type
			D3 (mm)	D5 (mm)				
76903	● HSK63A-SMH8-80	1	20.0	12.0	12.0	80.0	14.0	ER8GHC
79912	● HSK40A-SMH16-85	2	32.0	-	-	85.0	-	ER16GH, ER16GHC
79913	● HSK63A-SMH16-90	2	32.0	-	-	90.0	-	ER16GH, ER16GHC
79969	● HSK63A-SMH32-108	2	50.0	-	-	108.0	-	ER32GH

● Stocked ○ Available Upon Request; MOQ May Apply ▲ Globally Stocked
Collet and spanner are sold separately. Please use a machine with synchronous feed capability.
The HSK40A is without manual clamping hole.



CAT Holders

EDP Number	Designation	Type	Body Diameter		Collet Nut Diameter	Overall Length	Neck Length	Collet Type
			D3 (mm)	D4 (mm)				
9950003	● CAT40-SMH8-80	1	20.0	-	12.0	80.0	14.0	ER8GHC
79926	● CAT40-SMH16-90	2	32.0	-	-	90.0	-	ER16GH, ER16GHC
9950001	● CAT40-SMH32-120	2	50.0	-	-	120.0	-	ER32GH
9950002	● CAT50-SMH32-120	3	50.0	69.9	-	120.0	-	ER32GH

● Stocked ○ Available Upon Request; MOQ May Apply ▲ Globally Stocked
Collet and spanner are sold separately. Please use a machine with synchronous feed capability.





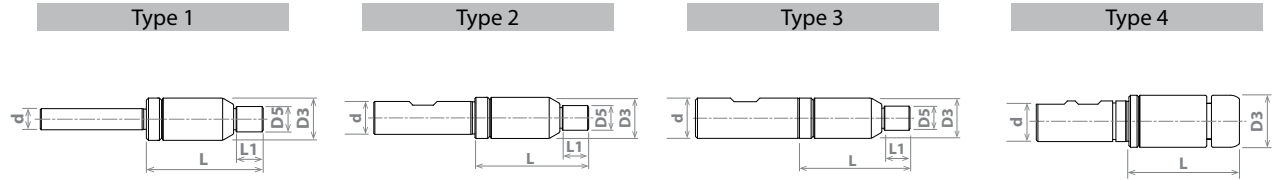
List 9950 (Continued)

SynchroMaster Tap Holders



NEW
SIZES

PACKED
1 PIECE

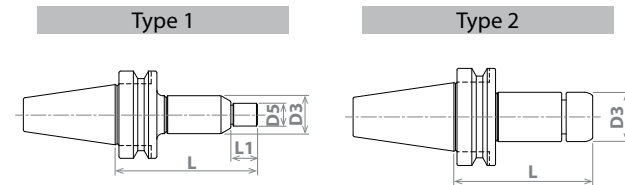


Straight Shank Holders

EDP Number	Designation	Type	Body Diameter		Overall Length		Neck Length		Shank Diameter		Collet Type
			D3 (mm)	D5 (mm)	L (mm)	L1 (mm)	d (mm)	d (mm)			
99500004	● ST10D-SMH8-55	1	20.0	12.0	55.0	14.0	10.0			ER8GHC	
99500005	● ST16D-SMH8-55	2	20.0	12.0	55.0	14.0	16.0			ER8GHC	
76904	● ST20D-SMH8-55	3	20.0	12.0	55.0	14.0	20.0			ER8GHC	
79924	● ST20D-SMH16-68	4	32.0	-	68.0	-	20.0			ER16GH, ER16GHC	
79925	● ST25D-SMH16-68	4	32.0	-	68.0	-	25.0			ER16GH, ER16GHC	

● Stocked ○ Available Upon Request; MOQ May Apply ▲ Globally Stocked

Collet and spanner are sold separately. Please use a machine with synchronous feed capability.



BT Holders

EDP Number	Designation	Type	Body Diameter		Overall Length		Neck Length		Collet Type
			D3 (mm)	D5 (mm)	L (mm)	L1 (mm)	L1 (mm)		
76900	▲ BT30-SMH8-75	1	20.0	12.0	75.0	14.0			ER8GHC
76901	▲ BT40-SMH8-80	1	20.0	12.0	80.0	14.0			ER8GHC
79910	● BT30-SMH16-90	2	32.0	-	90.0	-			ER16GH, ER16GHC
79911	● BT40-SMH16-90	2	32.0	-	90.0	-			ER16GH, ER16GHC
79967	● BT40-SMH32-120	2	50.0	-	120.0	-			ER32GH

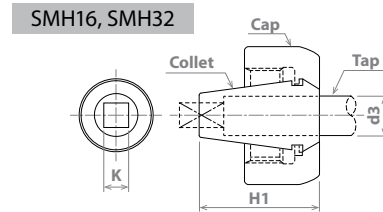
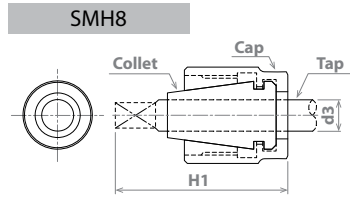
● Stocked ○ Available Upon Request; MOQ May Apply ▲ Globally Stocked

Collet and spanner are sold separately. Please use a machine with synchronous feed capability.



List 9953

SynchroMaster Collet



For ANSI Shank

EDP Number	Designation	Bore Diameter d3 (Inch)	Square Width K (Inch)	Max Insertion Length H1 (mm)	Tap Size		Holder Type	Recommended Tightening Torque	Coolant Type	
					mm	Inch				
99530014	ER8GHC-3.6	0.141	-	23.0	~M3	~No.6	SMH8	5-7 Nm	Collet-Through or Flood Coolant	
99530015	ER16GHC-0.141	0.141	0.110	13.8	~M3	~No.6	SMH16	30-35 Nm		
99530011	ER16GHC-0.168	0.168	0.131	15.0	M4	No.8	SMH16	30-35 Nm		
99530012	ER16GHC-0.194	0.194	0.152	18.0	M5	No.10	SMH16	30-35 Nm		
99530013	ER16GHC-0.220	0.220	0.165	18.0	-	No.12	SMH16	30-35 Nm		
79960	ER16GH-0.255	0.255	0.191	15.0	M6	1/4	SMH16	30-35 Nm	Center-Through or Flood Coolant	
79961	ER16GH-0.318	0.318	0.238	18.0	M8	5/16	SMH16	30-35 Nm		
99530001	ER32GH-0.255	0.255	0.191	22.0	M6	1/4	SMH32	100-105 Nm		
99530002	ER32GH-0.318	0.318	0.238	22.0	M8	5/16	SMH32	100-105 Nm		
99530003	ER32GH-0.381	0.381	0.286	25.0	M10	3/8	SMH32	100-105 Nm		
99530004	ER32GH-0.323	0.323	0.242	22.0	-	7/16	SMH32	100-105 Nm		
99530005	ER32GH-0.367	0.367	0.275	22.0	M12	1/2	SMH32	100-105 Nm		
99530006	ER32GH-0.429	0.429	0.322	25.0	M14	9/16	SMH32	100-105 Nm		
99530007	ER32GH-0.480	0.480	0.360	25.0	M16	5/8	SMH32	100-105 Nm		
99530008	ER32GH-0.542	0.542	0.406	25.0	M18	-	SMH32	100-105 Nm		
99530009	ER32GH-0.590	0.590	0.442	25.0	-	3/4	SMH32	100-105 Nm		
99530010	ER32GH-0.652	0.652	0.489	25.0	M20	-	SMH32	100-105 Nm		

● Stocked ○ Available Upon Request; MOQ May Apply ▲ Globally Stocked

For center-through coolant system, please insert tool all the way to the back of the collet. Coolant leakage may occur if the tool insertion length is too short. Select the appropriate collet after confirming the dimensions of the tap to be used. Confirm the tightening torque with a torque spanner or similar tool.



For JIS Shank

EDP Number	Designation	Bore Diameter d3 (mm)	Square Width K (mm)	Max Insertion Length H1 (mm)	Tap Size		Holder Type	Recommended Tightening Torque	Coolant Type	
					mm	Inch				
79917	ER16GH-6-4.5	6.0	4.5	18.0	M6	-	SMH16	30-35 Nm	Center-Through or Flood Coolant	
79918	ER16GH-6.2-5	6.2	5.0	18.0	M8	-	SMH16	30-35 Nm		
79919	ER16GH-7-5.5	7.0	5.5	18.0	M10	-	SMH16	45-50 Nm		
79920	ER16GH-8-6	8.0	6.0	22.0	PT1/16, PT1/8	-	SMH16	45-50 Nm		
79921	ER16GH-8.5-6.5	8.5	5.5	22.0	M12	-	SMH16	45-50 Nm		

● Stocked ○ Available Upon Request; MOQ May Apply ▲ Globally Stocked

For center-through coolant system, please insert tool all the way to the back of the collet. Coolant leakage may occur if the tool insertion length is too short. Select the appropriate collet after confirming the dimensions of the tap to be used. Confirm the tightening torque with a torque spanner or similar tool.







List 9955

SynchroMaster Accessories



NEW
SIZES

PACKED
1 PIECE

Appearance	EDP Number		Designation	Holder Type
 Spanner Wrench	76910	●	S-8E	SMH8
	79923	●	FKT-32L	SMH16
	79993	●	FKT-50L	SMH32
 Collet Nut	76909	●	ERP-8T	SMH8
	79922	●	ERP-16T	SMH16
	79992	●	ERP-32T	SMH32


● Stocked ○ Available Upon Request; MOQ May Apply ▲ Globally Stocked



List 9900

HR-B Handy Unit

PACKED
1 PIECE



Features & Benefits

- **Small Foot Print** Fits on a table top
- **Light Weight** Portable
- **120V AC Current** Works with any standard wall outlet
- **Cost Effective**

EDP Number		Dimensions (LxWxH)	Weight	Voltage Required	Power Rating	Heating Cycle Time	Shrink Fit Capabilities	Included Accessories
		mm	Pounds	Volts	Watts	Seconds		
68802B	●	362 x 105 x 570	16.5lbs	120V	1200W	120	All OSG HY-PRO® Shrink Holders	Heat Resistant Gloves Timer Tool Tweezers

● Stocked ○ Available Upon Request; MOQ May Apply ▲ Globally Stocked

Do not allow contact between hot air from the system and the body as there is a possibility of burns.

Do not use this system near flammable gases and substances.

Do not apply water to the system.

Recommended cool-down time is five minutes.



List 9901

HR-B Hand Unit Accessories

Appearance	EDP Number	Designation	Designation	Notes
	9910232 ●	BASE BAA-01	BAA-01	To hold the appropriate adapter for positioning a shrink fit holder or extension during assembly and disassembly.
	9910222 ●	ADJUSTABLE BASE ADAPTER BAS-02	BAS-02	To position 10-40mm straight type shrink extensions during assembly and disassembly. Can be used in conjunction with the BAA-01 base.
	9910224 ●	ADAPTER ADH-HSK25	ADH-HSK25	Used with HSK25 series tool holders. It fits into the top of the BAA-01 Base and accepts the tool holder.
	9910225 ●	ADAPTER ADH-HSK32	ADH-HSK32	Used with HSK32 series tool holders. It fits into the top of the BAA-01 Base and accepts the tool holder.
	9910226 ●	ADAPTER ADH-HSK40E	ADH-HSK40	Used with HSK40 series tool holders. It fits into the top of the BAA-01 Base and accepts the tool holder.
	9910227 ●	ADAPTER ADH-HSK50	ADH-HSK50	Used with HSK50 series tool holders. It fits into the top of the BAA-01 Base and accepts the tool holder.
	9910228 ●	ADAPTER ADH-BT30	ADH-BT30	Used with BT30 series tool holders. It fits into the top of the BAA-01 Base and accepts the tool holder.
	9910229 ●	ADAPTER ADH-40	ADH-40	Used with BT40 and CAT40 series tool holders. It fits into the top of the BAA-01 Base and accepts the tool holder.
	9910230 ●	ADAPTER ADH-50	ADH-50	Used with BT50 and CAT50 series tool holders. It fits into the top of the BAA-01 Base and accepts the tool holder.
	9910220 ●	BASE ADAPTER ADH-SLK	ADH-SLK	Used with regular, flush and slim type shrink extensions. It fits into the top of the BAA-01 Base.
	9910205 ●	F-TYPE NOZZLE NOZ-M4-12 (12PCS)	NOZ-M4-12	Optional Nozzles for CAT, BT and HSK Flush Type Holders

● Stocked ○ Available Upon Request; MOQ May Apply ▲ Globally Stocked



List 9901 (Continued)

HR-B Hand Unit Accessories

Appearance	EDP Number	Designation	Designation	Notes	
<p>$\phi D = \phi 3 \sim \phi 25$</p> <p>Insertion</p> <p>Shrink-fit Projection Insertion Length</p> <p>Set either the overhang length or insertion length of the cutting tool.</p> <p>Removing</p> <p>Clearance HEATING Clearance disappears Ready to remove!</p> <p>Leave some clearance, and attach the stopper</p>	8910172	●	COIL SPRING DEPTH STOP 3MM (10PCS)	HSA-3	3mm shanks, 10 pcs.
	8910174	●	COIL SPRING DEPTH STOP 4MM (10PCS)	HSA-4	4mm shanks, 10 pcs.
	9910213	●	COIL SPRING DEPTH STOP 5MM (10PCS)	HSA-5	5mm shanks, 10 pcs.
	8910176	●	COIL SPRING DEPTH STOP 6MM (10PCS)	HSA-6	6mm shanks, 10 pcs.
	9910215	●	COIL SPRING DEPTH STOP 7MM (10PCS)	HSA-7	7mm shanks, 10 pcs.
	8910178	●	COIL SPRING DEPTH STOP 8MM (10PCS)	HSA-8	8mm shanks, 10 pcs.
	9910217	●	COIL SPRING DEPTH STOP 9MM (10PCS)	HSA-9	9mm shanks, 10 pcs.
	8910180	●	COIL SPRING DEPTH STOP 10MM (10PCS)	HSA-10	10mm shanks, 10 pcs.
	9910219	●	COIL SPRING DEPTH STOP 11MM (10PCS)	HSA-11	11mm shanks, 10 pcs.
	8910182	●	COIL SPRING DEPTH STOP 12MM (10PCS)	HSA-12	12mm shanks, 10 pcs.
	8910183	●	COIL SPRING DEPTH STOP SET 3-12MM (10PCS)	HST-F	Set 3-12mm, 10 pcs.
	9910170	●	COIL SPRING DEPTH STOP 1/8 (10PCS)	HSA-1/8	1/8" shanks, 10 pcs.
	9910173	●	COIL SPRING DEPTH STOP 3/16 (10PCS)	HSA-3/16	3/16" shanks, 10 pcs.
	9910176	●	COIL SPRING DEPTH STOP 1/4 (10PCS)	HSA-1/4	1/4" shanks, 10 pcs.
	9910177	●	COIL SPRING DEPTH STOP 5/16 (10PCS)	HSA-5/16	5/16" shanks, 10 pcs.
9910179	●	COIL SPRING DEPTH STOP 3/8 (10PCS)	HSA-3/8	3/8" shanks, 10 pcs.	
9910182	●	COIL SPRING DEPTH STOP 1/2 (10PCS)	HSA-1/2	1/2" shanks, 10 pcs.	
	9910201	●	EXTENSION STAND - RED	SDKT-RE (Red)	Vertical stand holds up to 25 extensions.
	9910202	●	EXTENSION STAND - BLUE	SDKT-BL (Blue)	Vertical stand holds up to 25 extensions.
	9910203	●	EXTENSION STAND - GREEN	SDKT-GR (Green)	Vertical stand holds up to 25 extensions.
	9910204	●	EXTENSION STAND - GOLD	SDKT-GD (Gold)	Vertical stand holds up to 25 extensions.
	8910020	●	HOLDER WRENCH W-135	W-135	Used for the assembly and disassembly of the HY-PRO® Shrink two piece tooling system extensions and base holders.

● Stocked ○ Available Upon Request; MOQ May Apply ▲ Globally Stocked

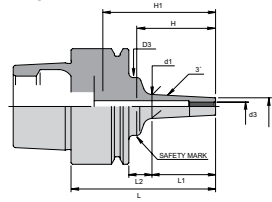




PACKED
1 PIECE

List 9902

HY-PRO® Shrink Mono Holders, For Standard & Coolant-Through the Tool Operations



HSK-E25 Mono Series

EDP Number	Designation	Body Type	Bore Diameter	Nose Diameter	Neck Length		Neck Diameter	Body Diameter	Overall Length	Clamping Length	Max Insertion Length
			d3 (mm)	C (mm)	L1 (mm)	L2 (mm)	d1 (mm)	D3 (mm)	L (mm)	H (mm)	H1 (mm)
9911101	● E25-SLRA3-35	HSK-E25 Regular	3.0	7.5	17.0	8.0	9.3	18.0	35.0	9.0	29.0
9911102	● E25-SLRA4-35	HSK-E25 Regular	4.0	10.0	17.0	8.0	11.8	18.0	35.0	12.0	29.0
9911103	● E25-SLRA6-35	HSK-E25 Regular	6.0	12.0	17.0	8.0	13.8	18.0	35.0	18.0	26.0
9911104	● E25-SLSA3-35	HSK-E25 Slim	3.0	6.0	17.0	8.0	7.8	18.0	35.0	9.0	29.0
9911105	● E25-SLSA3-50	HSK-E25 Slim	3.0	6.0	32.0	8.0	9.4	18.0	50.0	9.0	44.0
9911106	● E25-SLSA3.175-35	HSK-E25 Slim	3.175	6.175	17.0	8.0	8.0	18.0	35.0	9.0	29.0
9911107	● E25-SLSA3.175-50	HSK-E25 Slim	3.175	6.175	32.0	8.0	9.6	18.0	50.0	9.0	44.0
9911108	● E25-SLSA4-35	HSK-E25 Slim	4.0	7.0	17.0	8.0	8.8	18.0	35.0	12.0	29.0
9911109	● E25-SLSA4-50	HSK-E25 Slim	4.0	7.0	32.0	8.0	10.4	18.0	50.0	12.0	44.0
9911110	● E25-SLSA5-35	HSK-E25 Slim	5.0	8.0	17.0	8.0	9.8	18.0	35.0	15.0	26.0
9911111	● E25-SLSA6-35	HSK-E25 Slim	6.0	9.0	17.0	8.0	10.8	18.0	35.0	18.0	26.0
9911112	● E25-SLSA6-50	HSK-E25 Slim	6.0	9.0	32.0	8.0	12.4	18.0	50.0	18.0	39.0

● Stocked ○ Available Upon Request; MOQ May Apply ▲ Globally Stocked

HSK-E32 Mono Series

EDP Number	Designation	Body Type	Bore Diameter	Nose Diameter	Neck Length		Neck Diameter	Body Diameter	Overall Length	Clamping Length	Max Insertion Length
			d3 (mm)	C (mm)	L1 (mm)	L2 (mm)	d1 (mm)	D3 (mm)	L (mm)	H (mm)	H1 (mm)
9911001	● E32-SLRA3-50	HSK-E32 Regular	3.0	7.5	22.0	8.0	9.9	20.0	50.0	9.0	42.0
9911017	● E32-SLRA3-70	HSK-E32 Regular	3.0	7.5	42.0	8.0	11.9	20.0	70.0	9.0	62.0
9911002	● E32-SLRA4-50	HSK-E32 Regular	4.0	10.0	22.0	8.0	12.4	20.0	50.0	12.0	35.0
9911018	● E32-SLRA4-70	HSK-E32 Regular	4.0	10.0	42.0	8.0	14.4	20.0	70.0	12.0	54.0
9911003	● E32-SLRA6-50	HSK-E32 Regular	6.0	12.0	22.0	8.0	14.4	26.0	50.0	18.0	39.0
9911019	● E32-SLRA6-70	HSK-E32 Regular	6.0	12.0	42.0	8.0	16.4	26.0	70.0	18.0	54.0
9911004	● E32-SLRA8-50	HSK-E32 Regular	8.0	14.0	22.0	8.0	16.4	26.0	50.0	24.0	39.0
9911005	● E32-SLRA10-55	HSK-E32 Regular	10.0	16.0	22.0	13.0	18.4	26.0	55.0	30.0	44.0
9911006	● E32-SLRA12-55	HSK-E32 Regular	12.0	20.0	22.0	13.0	22.4	26.0	55.0	30.0	44.0
9911008	● E32-SLSA3-50	HSK-E32 Slim	3.0	6.0	22.0	8.0	8.4	20.0	50.0	9.0	42.0
9911009	● E32-SLSA3-70	HSK-E32 Slim	3.0	6.0	42.0	8.0	10.5	20.0	70.0	9.0	62.0
9911010	● E32-SLSA3.175-50	HSK-E32 Slim	3.175	6.175	22.0	8.0	8.5	20.0	50.0	9.0	42.0
9911011	● E32-SLSA3.175-70	HSK-E32 Slim	3.175	6.175	42.0	8.0	10.6	20.0	70.0	9.0	62.0
9911012	● E32-SLSA4-50	HSK-E32 Slim	4.0	7.0	22.0	8.0	9.4	20.0	50.0	12.0	34.0
9911013	● E32-SLSA4-70	HSK-E32 Slim	4.0	7.0	42.0	8.0	11.5	20.0	70.0	12.0	54.0
9911014	● E32-SLSA5-50	HSK-E32 Slim	5.0	8.0	22.0	8.0	10.4	20.0	50.0	15.0	34.0
9911015	● E32-SLSA5-70	HSK-E32 Slim	5.0	8.0	42.0	8.0	12.5	20.0	70.0	15.0	54.0
9911016	● E32-SLSA6-70	HSK-E32 Slim	6.0	9.0	42.0	8.0	13.5	20.0	70.0	18.0	54.0

● Stocked ○ Available Upon Request; MOQ May Apply ▲ Globally Stocked

ABOUT OSG

DRILLING

THREADING

MILLING

HOLDERS

INDEX

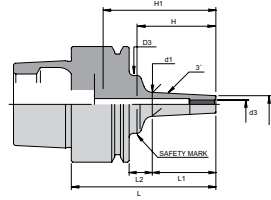




PACKED
1 PIECE

List 9902 (Continued)

HY-PRO® Shrink Mono Holders, For Standard & Coolant-Through the Tool Operations



HSK-E32 Mono Series

EDP Number	Designation	Body Type	Bore Diameter	Nose Diameter	Neck Length		Neck Diameter	Body Diameter	Overall Length	Clamping Length	Max Insertion Length
			d3 (mm)	C (mm)	L1 (mm)	L2 (mm)	d1 (mm)	D3 (mm)	L (mm)	H (mm)	H1 (mm)
9911040	● E40-SLRA3-50	HSK-E40 Regular	3.0	7.5	22.0	8.0	9.8	20.0	50.0	9.0	42.0
9911041	● E40-SLRA3-70	HSK-E40 Regular	3.0	7.5	42.0	8.0	11.9	20.0	70.0	9.0	62.0
9911042	● E40-SLRA4-50	HSK-E40 Regular	4.0	10.0	22.0	8.0	12.3	20.0	50.0	12.0	42.0
9911043	● E40-SLRA4-70	HSK-E40 Regular	4.0	10.0	42.0	8.0	14.4	20.0	70.0	12.0	62.0
9911020	● E40-SLRA6-50	HSK-E40 Regular	6.0	12.0	22.0	8.0	14.4	26.0	50.0	18.0	39.0
9911044	● E40-SLRA6-70	HSK-E40 Regular	6.0	12.0	42.0	8.0	16.4	26.0	70.0	18.0	54.0
9911021	● E40-SLRA8-50	HSK-E40 Regular	8.0	14.0	22.0	8.0	16.4	26.0	50.0	24.0	39.0
9911045	● E40-SLRA8-85	HSK-E40 Regular	8.0	14.0	42.0	23.0	18.4	25.0	85.0	24.0	69.0
9911022	● E40-SLRA10-55	HSK-E40 Regular	10.0	16.0	22.0	13.0	18.4	26.0	55.0	30.0	44.0
9911046	● E40-SLRA10-85	HSK-E40 Regular	10.0	16.0	42.0	23.0	20.4	25.0	85.0	30.0	64.0
9911023	● E40-SLRA12-55	HSK-E40 Regular	12.0	20.0	22.0	13.0	22.4	30.0	55.0	30.0	44.0
9911047	● E40-SLRA12-85	HSK-E40 Regular	12.0	20.0	42.0	23.0	24.4	32.0	85.0	30.0	74.0
9911026	● E40-SLSA3-50	HSK-E40 Slim	3.0	6.0	22.0	8.0	8.4	20.0	50.0	9.0	42.0
9911027	● E40-SLSA3-70	HSK-E40 Slim	3.0	6.0	42.0	8.0	10.5	20.0	70.0	9.0	62.0
9911028	● E40-SLSA3.175-50	HSK-E40 Slim	3.175	6.175	22.0	8.0	8.5	20.0	50.0	9.0	42.0
9911029	● E40-SLSA3.176-70	HSK-E40 Slim	3.175	6.175	42.0	8.0	10.6	20.0	70.0	9.0	62.0
9911030	● E40-SLSA4-50	HSK-E40 Slim	4.0	7.0	22.0	8.0	9.4	20.0	50.0	12.0	42.0
9911031	● E40-SLSA4-70	HSK-E40 Slim	4.0	7.0	42.0	8.0	11.5	20.0	70.0	12.0	62.0
9911032	● E40-SLSA5-50	HSK-E40 Slim	5.0	8.0	22.0	8.0	10.4	20.0	50.0	15.0	34.0
9911033	● E40-SLSA5-70	HSK-E40 Slim	5.0	8.0	42.0	8.0	12.5	20.0	70.0	15.0	54.0
9911034	● E40-SLSA6-50	HSK-E40 Slim	6.0	9.0	22.0	8.0	11.4	20.0	50.0	18.0	39.0
9911035	● E40-SLSA6-70	HSK-E40 Slim	6.0	9.0	42.0	8.0	13.5	20.0	70.0	18.0	54.0
9911036	● E40-SLSA8-60	HSK-E40 Slim	8.0	11.0	22.0	18.0	13.4	26.0	60.0	24.0	49.0
9911037	● E40-SLSA8-80	HSK-E40 Slim	8.0	11.0	42.0	18.0	15.5	26.0	80.0	24.0	64.0
9911038	● E40-SLSA10-60	HSK-E40 Slim	10.0	13.0	22.0	18.0	15.4	26.0	60.0	30.0	49.0
9911039	● E40-SLSA10-80	HSK-E40 Slim	10.0	13.0	42.0	18.0	17.5	26.0	80.0	30.0	64.0

● Stocked ○ Available Upon Request; MOQ May Apply ▲ Globally Stocked

ABOUT OSG

DRILLING

THREADING

MILLING

HOLDERS

INDEX

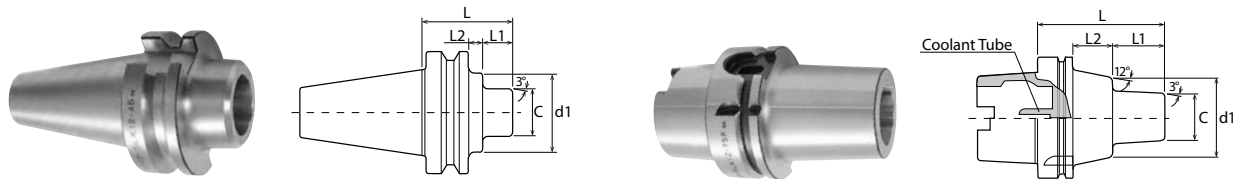




List 9903

PACKED
1 PIECE

HY-PRO® Shrink Base Holders, For Standard & Coolant-Through the Tool Operations



CAT Holders

EDP Number	Designation	Body Type	Overall Length	Neck Length	Nose Diameter	Neck Diameter
			L (Inch)	L1 (Inch)	C (Inch)	d1 (Inch)
9910002	● CT40-SLK12-45	CAT40	1.770	1.020	1.610	1.750
9910004	● CT50-SLK12-75	CAT50	2.950	1.570	1.500	2.750

● Stocked ○ Available Upon Request; MOQ May Apply ▲ Globally Stocked



BT Holders

EDP Number	Designation	Body Type	Overall Length	Neck Length			Nose Diameter	Neck Diameter
			L (mm)	L1 (mm)	L2 (mm)	C (mm)	d1 (mm)	
8910000	● BT30-SLK12-35 - 45 Deg.	BT30	35.0	13.0	-	38.0	-	
8910001	● BT30-SLK12-35 - 60 Deg.	BT30	35.0	13.0	-	38.0	-	
8910002	● BT40-SLK12-45	BT40	45.0	18.0	-	38.0	-	
8910003	● BT40-SLK12-75	BT40	75.0	48.0	-	38.0	-	
8910004	● BT50-SLK12-75	BT50	75.0	25.0	12.0	38.0	65.0	

● Stocked ○ Available Upon Request; MOQ May Apply ▲ Globally Stocked



HSK Holders

EDP Number	Designation	Body Type	Overall Length	Neck Length			Nose Diameter	Neck Diameter
			L (mm)	L1 (mm)	L2 (mm)	C (mm)	d1 (mm)	
9910005	● HSK-E50-SLK12-75	HSK-E50	75.0	49.0	-	38.0	-	
9910005	● HSK-A63-SLK12-75	HSK-A63	75.0	49.0	-	38.0	-	
9910006	● HSK-A63-SLK12-135	HSK-A63	135.0	109.0	-	38.0	-	
9910006	● HSK-F63M-SLK12-75	HSK-F63M	75.0	49.0	-	38.0	-	
9910007	● HSK-A100-SLK12-105	HSK-A100	105.0	43.0	33.0	38.0	65.0	

● Stocked ○ Available Upon Request; MOQ May Apply ▲ Globally Stocked






List 9904

PACKED
1 PIECE

HY-PRO® Shrink Nozzle Holders, For Coolant-Through the Holder Operations



CAT Holders

EDP Number	Designation	Body Type	Overall Length	Neck Length	Nose Diameter	Neck Diameter
			L (Inch)	L1 (Inch)	C (Inch)	d1 (Inch)
9910008	● CT40-SLK12-45F	CAT40	1.770	1.020	1.610	1.750
9910011	● CT50-SLK12-75F	CAT50	2.950	1.570	1.610	2.750

● Stocked ○ Available Upon Request; MOQ May Apply ▲ Globally Stocked
For Coolant-Through the Tool operations, replace the nozzle with a coolant stop screw.



BT Holders

EDP Number	Designation	Body Type	Overall Length	Neck Length		Nose Diameter	Neck Diameter
			L (mm)	L1 (mm)	L2 (mm)	C (mm)	d1 (mm)
8910008	● BT40-SLK12-45F	BT40	45.0	18.0	-	41.0	-
8910009	● BT40-SLK12-75F	BT40	75.0	48.0	-	41.0	-
8910010	● BT40-SLK12-135F	BT40	135.0	108.0	-	41.0	-
8910011	● BT50-SLK12-75F	BT50	75.0	25.0	12.0	41.0	65.0
8910012	● BT50-SLK12-105F	BT50	105.0	55.0	12.0	41.0	65.0
8910013	● BT50-SLK12-135F	BT50	135.0	85.0	12.0	41.0	65.0

● Stocked ○ Available Upon Request; MOQ May Apply ▲ Globally Stocked
For Coolant-Through the Tool operations, replace the nozzle with a coolant stop screw.



HSK Holders

EDP Number	Designation	Body Type	Overall Length	Neck Length		Nose Diameter	Neck Diameter
			L (mm)	L1 (mm)	L2 (mm)	C (mm)	d1 (mm)
8910014	● HSK-A63-SLK12-75F	HSK-A63	75.0	49.0	-	41.0	-
8910015	● HSK-A63-SLK12-135F	HSK-A63	135.0	109.0	-	41.0	-
8910016	● HSK-A100-SLK12-105F	HSK-A100	105.0	43.0	33.0	41.0	65.0
8910017	● HSK-A100-SLK12-135F	HSK-A100	135.0	73.0	33.0	41.0	65.0

● Stocked ○ Available Upon Request; MOQ May Apply ▲ Globally Stocked
For Coolant-Through the Tool operations, replace the nozzle with a coolant stop screw.

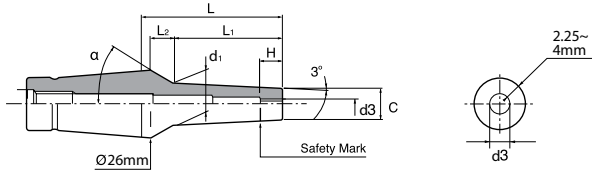




PACKED
1 PIECE

List 9905

HY-PRO® Shrink Regular Extensions, For Standard & Coolant-Through the Tool Operations



EDP Number	Designation	Body Type	Bore Diameter	Nose Diameter	Neck Length		Neck Diameter	Overall Length	Taper Angle	Clamping Length	Max Insertion Length
			d3 (Inch)	C (Inch)	L1 (Inch)	L2 (Inch)	d1 (Inch)	L (Inch)	α (°)	H (Inch)	H1 (Inch)
9910031	● CR12-1/8-55	Regular	0.125	0.360	1.650	0.370	0.530	2.170	33.5	0.390	3.350
9910034	● CR12-3/16-55	Regular	0.188	0.420	1.650	0.370	0.600	2.170	29.6	0.590	3.350
9910037	● CR12-1/4-55	Regular	0.250	0.490	1.650	0.370	0.660	2.170	25.9	0.710	3.350
9910040	● CR12-5/16-55	Regular	0.313	0.550	1.650	0.370	0.720	2.170	22.1	0.980	3.350
9910043	● CR12-3/8-55	Regular	0.375	0.610	1.650	0.370	0.780	2.170	18.0	1.180	2.360
9910048	● CR12-7/16-55	Regular	0.438	0.670	1.650	0.370	0.850	2.170	12.9	1.180	2.360
9910046	● CR12-1/2-55	Regular	0.500	0.810	1.990	-	-	2.170	-	1.180	2.360

● Stocked ○ Available Upon Request; MOQ May Apply ▲ Globally Stocked
The tool should be inserted deeper than the safety mark.
Do not exceed the Max Insertion Length.



EDP Number	Designation	Body Type	Bore Diameter	Nose Diameter	Neck Length		Neck Diameter	Overall Length	Taper Angle	Clamping Length	Max Insertion Length
			d3 (mm)	C (mm)	L1 (mm)	L2 (mm)	d1 (mm)	L (mm)	α (°)	H (mm)	H1 (mm)
8910030	● CR12-3-35	Regular	3.0	7.5	22.0	9.5	9.9	35.0	49.3	10.0	60.0
8910031	● CR12-3-55	Regular	3.0	7.5	42.0	9.5	12.0	55.0	44.2	10.0	80.0
8910032	● CR12-3-80	Regular	3.0	7.5	67.0	9.5	14.6	80.0	36.9	10.0	105.0
8910033	● CR12-4-35	Regular	4.0	10.0	22.0	9.5	12.4	35.0	43.1	12.0	60.0
8910034	● CR12-4-55	Regular	4.0	10.0	42.0	9.5	14.5	55.0	37.2	12.0	80.0
8910035	● CR12-4-80	Regular	4.0	10.0	67.0	9.5	17.1	80.0	29.1	12.0	105.0
8910036	● CR12-6-35	Regular	6.0	12.0	22.0	9.5	14.4	35.0	37.5	18.0	60.0
8910037	● CR12-6-55	Regular	6.0	12.0	42.0	9.5	16.5	55.0	31.1	18.0	80.0
8910038	● CR12-6-80	Regular	6.0	12.0	67.0	9.5	19.1	80.0	22.6	18.0	105.0
8910039	● CR12-8-35	Regular	8.0	14.0	22.0	9.5	16.4	35.0	31.4	25.0	60.0
8910040	● CR12-8-55	Regular	8.0	14.0	42.0	9.5	18.5	55.0	24.6	25.0	80.0
8910041	● CR12-8-80	Regular	8.0	14.0	67.0	9.5	21.1	80.0	16.0	25.0	105.0
8910042	● CR12-10-35	Regular	10.0	16.0	22.0	9.5	18.4	35.0	25.0	30.0	60.0
8910043	● CR12-10-55	Regular	10.0	16.0	42.0	9.5	20.5	55.0	18.0	30.0	60.0
8910044	● CR12-10-80	Regular	10.0	16.0	67.0	9.5	23.1	80.0	9.4	30.0	60.0
8910045	● CR12-12-35	Regular	12.0	20.0	22.0	9.5	22.4	35.0	11.7	30.0	60.0
8910046	● CR12-12-55	Regular	12.0	20.0	42.0	9.5	24.5	55.0	5.0	30.0	60.0
8910047	● CR12-12-80	Regular	12.0	20.0	-	-	25.5	80.0	-	30.0	60.0

● Stocked ○ Available Upon Request; MOQ May Apply ▲ Globally Stocked
The tool should be inserted deeper than the safety mark.
Do not exceed the Max Insertion Length.

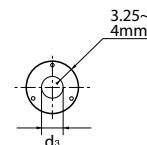
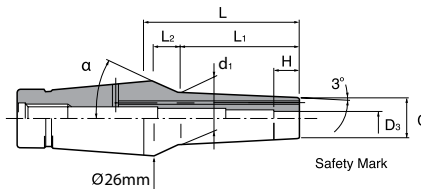




List 9906

PACKED
1 PIECE

HY-PRO® Shrink Flush Extensions, For Coolant-Through the Collet Operations



EDP Number	Designation	Body Type	Bore Diameter	Nose Diameter	Neck Length		Neck Diameter	Overall Length	Taper Angle	Clamping Length	Max Insertion Length
			d3 (Inch)	C (Inch)	L1 (Inch)	L2 (Inch)	d1 (Inch)	L (Inch)	α (°)	H (Inch)	H1 (Inch)
9910051	● CF12-1/8-55	Flush	0.125	0.380	1.650	0.370	0.550	2.170	32.4	0.390	3.350
9910054	● CF12-3/16-55	Flush	0.188	0.500	1.650	0.370	0.680	2.170	24.7	0.590	3.350
9910057	● CF12-1/4-55	Flush	0.250	0.560	1.650	0.370	0.740	2.170	20.7	0.710	3.350
9910060	● CF12-5/16-55	Flush	0.313	0.630	1.650	0.370	0.800	2.170	16.6	0.980	3.350
9910063	● CF12-3/8-55	Flush	0.375	0.690	1.650	0.370	0.860	2.170	12.2	1.180	2.360
9910068	● CF12-7/16-55	Flush	0.438	0.750	1.650	0.370	0.930	2.170	6.9	1.180	2.360
9910066	● CF12-1/2-55	Flush	0.500	0.810	1.990	-	-	2.170	-	1.180	2.360

● Stocked ○ Available Upon Request; MOQ May Apply ▲ Globally Stocked

The tool should be inserted deeper than the safety mark.

The collet cannot be customized.

Do not exceed the Max Insertion Length.



EDP Number	Designation	Body Type	Bore Diameter	Nose Diameter	Neck Length		Neck Diameter	Overall Length	Taper Angle	Clamping Length	Max Insertion Length
			d3 (mm)	C (mm)	L1 (mm)	L2 (mm)	d1 (mm)	L (mm)	α (°)	H (mm)	H1 (mm)
8910050	● CF12-3-35	Flush	3.0	9.5	22.0	9.5	11.9	35.0	44.4	10.0	60.0
8910051	● CF12-3-55	Flush	3.0	9.5	42.0	9.5	14.0	55.0	38.7	10.0	80.0
8910052	● CF12-3-80	Flush	3.0	9.5	67.0	9.5	16.6	80.0	30.7	10.0	105.0
8910053	● CF12-4-35	Flush	4.0	12.0	22.0	9.5	14.4	35.0	37.5	12.0	60.0
8910054	● CF12-4-55	Flush	4.0	12.0	42.0	9.5	16.5	55.0	31.1	12.0	80.0
8910055	● CF12-4-80	Flush	4.0	12.0	67.0	9.5	19.1	80.0	22.6	12.0	105.0
8910056	● CF12-6-35	Flush	6.0	14.0	22.0	9.5	16.4	35.0	31.4	18.0	60.0
8910057	● CF12-6-55	Flush	6.0	14.0	42.0	9.5	18.5	55.0	24.6	18.0	80.0
8910058	● CF12-6-80	Flush	6.0	14.0	67.0	9.5	21.1	80.0	16.0	18.0	105.0
8910059	● CF12-8-35	Flush	8.0	16.0	22.0	9.5	18.4	35.0	25.0	25.0	60.0
8910060	● CF12-8-55	Flush	8.0	16.0	42.0	9.5	20.5	55.0	18.0	25.0	80.0
8910061	● CF12-8-80	Flush	8.0	16.0	67.0	9.5	23.1	80.0	9.4	25.0	105.0
8910062	● CF12-10-35	Flush	10.0	18.0	22.0	9.5	20.4	35.0	18.3	30.0	60.0
8910063	● CF12-10-55	Flush	10.0	18.0	42.0	9.5	22.5	55.0	11.4	30.0	60.0
8910064	● CF12-10-80	Flush	10.0	18.0	-	-	-	80.0	-	30.0	60.0
8910065	● CF12-12-35	Flush	12.0	20.0	22.0	9.5	22.4	35.0	11.7	30.0	60.0
8910066	● CF12-12-55	Flush	12.0	20.0	42.0	9.5	24.5	55.0	5.0	30.0	60.0
8910067	● CF12-12-80	Flush	12.0	20.0	-	-	-	80.0	-	30.0	60.0

● Stocked ○ Available Upon Request; MOQ May Apply ▲ Globally Stocked

The tool should be inserted deeper than the safety mark.

The collet cannot be customized.

Do not exceed the Max Insertion Length.

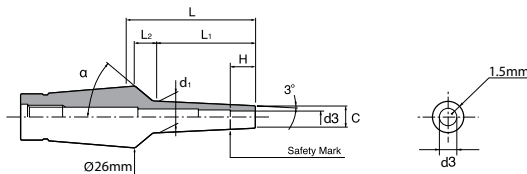




PACKED
1 PIECE

List 9907

HY-PRO® Shrink Slim Extensions, For Long Reach & Coolant-Through the Tool Operations



EDP Number	Designation	Body Type	Bore Diameter	Nose Diameter	Neck Length		Neck Diameter	Overall Length	Taper Angle	Clamping Length	Max Insertion Length
			d3 (Inch)	C (Inch)	L1 (Inch)	L2 (Inch)	d1 (Inch)	L (Inch)	α (°)	H (Inch)	H1 (Inch)
9910076	● CS12-1/8-80	Slim	0.125	0.240	2.640	0.370	0.520	3.150	34.0	0.390	4.330
9910077	● CS12-1/8-110	Slim	0.125	0.240	3.820	0.370	0.640	4.330	27.2	0.390	5.510
9910084	● CS12-3/16-80	Slim	0.188	0.310	2.640	0.370	0.580	3.150	30.7	0.590	4.330
9910085	● CS12-3/16-110	Slim	0.188	0.310	3.820	0.370	0.710	4.330	22.7	0.590	5.510
9910088	● CS12-1/4-80	Slim	0.250	0.370	2.640	0.370	0.640	3.150	27.2	0.710	4.330
9910089	● CS12-1/4-110	Slim	0.250	0.370	3.820	0.370	0.770	4.330	18.7	0.710	5.510
9910096	● CS12-5/16-80	Slim	0.313	0.430	2.640	0.370	0.710	3.150	22.7	0.980	4.330
9910097	● CS12-5/16-110	Slim	0.313	0.430	3.820	0.370	0.830	4.330	14.4	0.980	5.510
9910104	● CS12-3/8-80	Slim	0.375	0.490	2.640	0.370	0.770	3.150	18.7	1.180	2.360
9910105	● CS12-3/8-110	Slim	0.375	0.490	3.820	0.370	0.890	4.330	10.0	0.980	2.360
9910108	● CS12-7/16-80	Slim	0.438	0.560	2.640	0.370	0.830	3.150	5.4	1.180	2.360
9910109	● CS12-7/16-110	Slim	0.438	0.560	4.180	-	0.990	4.330	-	1.180	2.360
9910112	● CS12-1/2-80	Slim	0.500	0.620	2.640	0.370	0.890	3.150	10.0	1.180	2.360
9910113	● CS12-1/2-110	Slim	0.500	0.620	3.680	0.500	1.000	4.330	-	1.180	2.360

● Stocked ○ Available Upon Request; MOQ May Apply ▲ Globally Stocked
The tool should be inserted deeper than the safety mark.
Do not exceed the Max Insertion Length.



ABOUT OSG

DRILLING

THREADING

MILLING

HOLDERS

INDEX

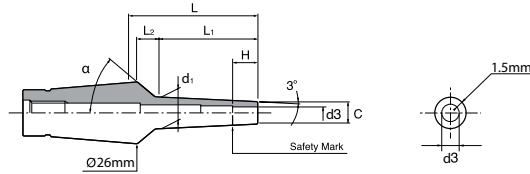




PACKED
1 PIECE

List 9907 (Continued)

HY-PRO® Shrink Slim Extensions, For Long Reach & Coolant-Through the Tool Operations



EDP Number	Designation	Body Type	Bore Diameter	Nose Diameter	Neck Length		Neck Diameter	Overall Length	Taper Angle	Clamping Length	Max Insertion Length	
			d3 (mm)	C (mm)	L1 (mm)	L2 (mm)	d1 (mm)	L (mm)	α (°)	H (mm)	H1 (mm)	
8910070	●	CS12-3-35	Slim	3.0	22.0	9.5	35.0	10.0	6.0	8.4	52.7	60.0
8910071	●	CS12-3-55	Slim	3.0	42.0	9.5	55.0	10.0	6.0	10.5	47.9	80.0
8910072	●	CS12-3-80	Slim	3.0	6.0	67.0	9.5	13.1	80.0	41.2	10.0	105.0
8910073	●	CS12-3-110	Slim	3.0	6.0	97.0	9.5	16.2	110.0	31.8	10.0	135.0
8910074	●	CS12-3.175-35	Slim	3.2	6.2	22.0	9.5	8.5	35.0	52.6	10.0	60.0
8910075	●	CS12-3.175-55	Slim	3.2	6.2	42.0	9.5	10.6	55.0	47.9	10.0	80.0
8910076	●	CS12-3.175-80	Slim	3.2	6.2	67.0	9.5	13.2	80.0	41.2	10.0	105.0
8910077	●	CS12-3.175-110	Slim	3.2	6.2	97.0	9.5	16.4	110.0	31.8	10.0	135.0
8910078	●	CS12-4-35	Slim	4.0	7.0	22.0	9.5	9.4	35.0	50.4	12.0	60.0
8910079	●	CS12-4-55	Slim	4.0	7.0	42.0	9.5	11.5	55.0	45.5	12.0	80.0
8910080	●	CS12-4-80	Slim	4.0	7.0	67.0	9.5	14.1	80.0	38.3	12.0	105.0
8910081	●	CS12-4-110	Slim	4.0	7.0	97.0	9.5	17.2	110.0	28.7	12.0	135.0
8910082	●	CS12-5-35	Slim	5.0	8.0	22.0	9.5	10.4	35.0	48.1	15.0	60.0
8910083	●	CS12-5-55	Slim	5.0	8.0	42.0	9.5	12.5	55.0	42.8	15.0	80.0
8910084	●	CS12-5-80	Slim	5.0	8.0	67.0	9.5	15.1	80.0	35.4	15.0	105.0
8910085	●	CS12-5-110	Slim	5.0	8.0	97.0	9.5	18.2	110.0	25.4	15.0	135.0
8910086	●	CS12-6-35	Slim	6.0	9.0	22.0	9.5	11.4	35.0	45.7	18.0	60.0
8910087	●	CS12-6-55	Slim	6.0	9.0	42.0	9.5	13.5	55.0	40.1	18.0	80.0
8910088	●	CS12-6-80	Slim	6.0	9.0	67.0	9.5	16.1	80.0	32.3	18.0	105.0
8910089	●	CS12-6-110	Slim	6.0	9.0	97.0	9.5	19.2	110.0	22.1	18.0	135.0
8910090	●	CS12-7-35	Slim	7.0	10.0	22.0	9.5	12.4	35.0	43.1	20.0	60.0
8910091	●	CS12-7-55	Slim	7.0	10.0	42.0	9.5	14.5	55.0	37.2	20.0	80.0
8910092	●	CS12-7-80	Slim	7.0	10.0	67.0	9.5	17.1	80.0	29.1	20.0	105.0
8910093	●	CS12-7-110	Slim	7.0	10.0	97.0	9.5	20.2	110.0	18.8	20.0	135.0
8910094	●	CS12-8-35	Slim	8.0	11.0	22.0	9.5	13.4	35.0	40.4	25.0	60.0
8910095	●	CS12-8-55	Slim	8.0	11.0	42.0	9.5	15.5	55.0	34.2	25.0	80.0
8910096	●	CS12-8-80	Slim	8.0	11.0	67.0	9.5	18.1	80.0	25.9	25.0	105.0
8910097	●	CS12-8-110	Slim	8.0	11.0	97.0	9.5	21.2	110.0	15.5	25.0	135.0
8910098	●	CS12-9-35	Slim	9.0	12.0	22.0	9.5	14.4	35.0	37.5	30.0	60.0
8910099	●	CS12-9-55	Slim	9.0	12.0	42.0	9.5	16.5	55.0	31.1	30.0	80.0
8910100	●	CS12-9-80	Slim	9.0	12.0	67.0	9.5	19.1	80.0	22.6	30.0	105.0
8910101	●	CS12-9-110	Slim	9.0	12.0	97.0	9.5	22.2	110.0	12.2	30.0	135.0
8910102	●	CS12-10-35	Slim	10.0	13.0	22.0	9.5	15.4	35.0	34.5	30.0	60.0
8910103	●	CS12-10-55	Slim	10.0	13.0	42.0	9.5	17.5	55.0	27.9	30.0	80.0
8910104	●	CS12-10-80	Slim	10.0	13.0	67.0	9.5	20.1	80.0	19.3	30.0	105.0
8910105	●	CS12-10-110	Slim	10.0	13.0	97.0	9.5	23.2	110.0	8.9	30.0	135.0
8910106	●	CS12-11-35	Slim	11.0	14.0	22.0	9.5	16.4	35.0	31.4	30.0	60.0
8910107	●	CS12-11-55	Slim	11.0	14.0	42.0	9.5	18.5	55.0	24.6	30.0	80.0
8910108	●	CS12-11-80	Slim	11.0	14.0	67.0	9.5	21.1	80.0	16.0	30.0	105.0
8910109	●	CS12-11-110	Slim	11.0	14.0	97.0	9.5	24.2	110.0	5.7	30.0	135.0
8910110	●	CS12-12-35	Slim	12.0	15.0	22.0	9.5	17.4	35.0	28.2	30.0	60.0
8910111	●	CS12-12-55	Slim	12.0	15.0	42.0	9.5	19.5	55.0	21.3	30.0	80.0
8910112	●	CS12-12-80	Slim	12.0	15.0	67.0	9.5	22.1	80.0	12.7	30.0	105.0
8910113	●	CS12-12-110	Slim	12.0	-	-	-	15.0	110.0	-	30.0	135.0

● Stocked ○ Available Upon Request; MOQ May Apply ▲ Globally Stocked
 This slim collet successfully avoids interference with the work material.
 The tool should be inserted deeper than the safety mark.
 Do not exceed the Max Insertion Length.

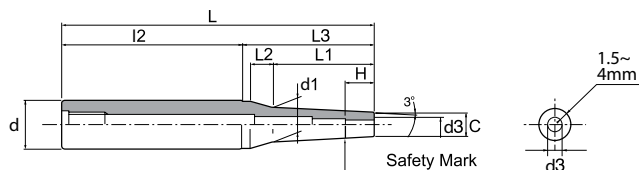




List 9908

HY-PRO® Shrink Straight Regular Extensions, For Standard Milling/End Mill Chucks

PACKED
1 PIECE



EDP Number	Designation	Body Type	Bore Diameter	Nose Diameter	Shank Length	Neck Length			Neck Diameter	Overall Length	Shank Diameter	Clamping Length	Max Insertion Length
			d3 (Inch)	C (Inch)	L2 (Inch)	L1 (Inch)	L2 (Inch)	L3 (Inch)	d1 (Inch)	L (Inch)	d (Inch)	H (Inch)	H1 (Inch)
9910136	● ST19.05-SLR1/4-110	Regular	0.250	0.490	2.950	0.870	0.374	1.380	0.580	4.330	0.750	0.710	3.660
9910142	● ST19.05-SLR5/16-110	Regular	0.313	0.550	2.950	0.870	0.374	1.380	0.640	4.330	0.750	0.980	3.660
9910147	● ST19.05-SLR3/8-110	Regular	0.375	0.610	2.950	-	-	1.380	-	4.330	0.750	1.180	2.360
9910139	● ST25.4-SLR1/4-8	Regular	0.250	0.490	5.900	1.650	0.510	2.170	1.000	8.000	1.000	0.710	7.360
9910144	● ST25.4-SLR5/16-8	Regular	0.313	0.550	5.900	1.650	0.510	2.170	1.000	8.000	1.000	0.980	7.360
9910149	● ST25.4-SLR3/8-5	Regular	0.375	0.610	3.500	0.870	0.510	1.380	1.000	5.000	1.000	1.180	2.360
9910151	● ST25.4-SLR3/8-7.5	Regular	0.375	0.610	5.300	1.650	0.510	2.170	1.000	7.500	1.000	1.180	2.360
9910156	● ST25.4-SLR1/2-4.5	Regular	0.500	0.810	3.000	0.870	0.510	1.380	1.000	4.500	1.000	1.180	2.360
9910158	● ST25.4-SLR1/2-7	Regular	0.500	0.810	4.700	1.430	0.740	2.170	1.000	7.000	1.000	1.180	2.360

● Stocked ○ Available Upon Request; MOQ May Apply ▲ Globally Stocked

The tool should be inserted deeper than the safety mark. Do not exceed the Max Insertion Length.



EDP Number	Designation	Body Type	Bore Diameter	Nose Diameter	Shank Length	Neck Length			Neck Diameter	Overall Length	Shank Diameter	Clamping Length	Max Insertion Length
			d3 (mm)	C (mm)	L2 (mm)	L1 (mm)	L3 (mm)	d1 (mm)	L (mm)	d (mm)	H (mm)	H1 (mm)	
8910401	● ST16-SLRA3-140-M67	Regular	3.0	6.0	60.0	67.0	80.0	13.0	140.0	16.0	9.0	112.0	
8910413	● ST16-SLRA4-140-M60	Regular	4.0	10.0	80.0	60.0	60.0	-	140.0	16.0	12.0	112.0	
8910424	● ST20-SLRB6-120-M42	Regular	6.0	14.0	70.0	42.0	50.0	18.4	120.0	20.0	18.0	92.0	
8910435	● ST20-SLRB8-100-M30	Regular	8.0	18.0	70.0	30.0	30.0	-	100.0	20.0	24.0	72.0	
8910406	● ST25-SLRA3-245-M97	Regular	3.0	6.0	120.0	97.0	125.0	16.2	245.0	25.0	9.0	217.0	
8910415	● ST25-SLRA4-245-M97	Regular	4.0	7.0	120.0	97.0	125.0	17.2	245.0	25.0	12.0	287.0	
8910428	● ST25-SLRB6-240-M42	Regular	6.0	14.0	170.0	42.0	70.0	18.4	240.0	25.0	18.0	212.0	
8910440	● ST25-SLRB8-210-M90	Regular	8.0	18.0	120.0	90.0	90.0	-	210.0	25.0	24.0	182.0	
8910449	● ST25-SLRB10-120-M35	Regular	10.0	22.0	85.0	35.0	35.0	-	120.0	25.0	30.0	60.0	
8910450	● ST25-SLRB10-210-M90	Regular	10.0	22.0	120.0	90.0	90.0	-	210.0	25.0	30.0	60.0	

● Stocked ○ Available Upon Request; MOQ May Apply ▲ Globally Stocked

The tool should be inserted deeper than the safety mark. Do not exceed the Max Insertion Length.

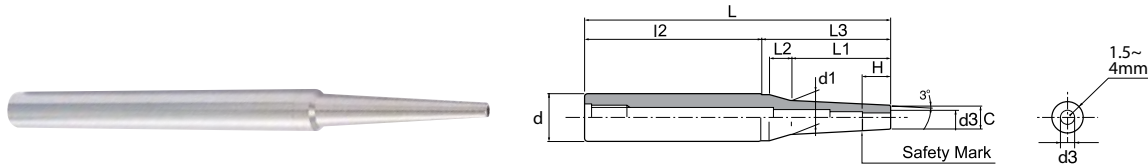




List 9909

HY-PRO® Shrink Straight Slim Extensions, For Standard Milling/End Mill Chucks

PACKED
1 PIECE



EDP Number	Designation	Body Type	Bore Diameter	Nose Diameter	Shank Length	Neck Length			Neck Diameter	Overall Length	Shank Diameter	Clamping Length	Max Insertion Length
			d3 (Inch)	C (Inch)		L2 (Inch)	L1 (Inch)	L3 (Inch)	d1 (Inch)				
9910120	● ST9.525-SLS1/8-80	Slim	0.125	0.240	1.750	-	-	1.400	-	3.150	0.375	0.390	2.720
9910123	● ST9.525-SLS3/16-80	Slim	0.188	0.306	1.750	-	-	1.400	-	3.150	0.375	0.590	2.720
9910137	● ST12.7-SLS1/4-80	Slim	0.250	0.368	1.750	-	-	1.400	-	3.150	0.500	0.710	2.720
9910121	● ST15.875-SLS1/8-110	Slim	0.125	0.240	2.190	1.630	0.374	2.140	0.410	4.330	0.625	0.390	3.660
9910124	● ST15.875-SLS3/16-110	Slim	0.188	0.306	2.190	1.630	0.374	2.140	0.480	4.330	0.625	0.590	3.660
9910122	● ST19.05-SLS1/8-205	Slim	0.125	0.240	3.610	3.950	0.374	4.460	0.660	8.070	0.750	0.390	7.400
9910125	● ST19.05-SLS3/16-205	Slim	0.188	0.306	3.610	-	-	4.460	-	8.070	0.750	0.590	7.400
9910138	● ST19.05-SLS1/4-110	Slim	0.250	0.368	2.950	0.870	0.374	1.380	0.460	4.330	0.750	0.710	3.660
9910143	● ST19.05-SLS5/16-110	Slim	0.313	0.430	2.950	0.870	0.374	1.380	0.520	4.330	0.750	0.980	3.660
9910148	● ST19.05-SLS3/8-110	Slim	0.375	0.490	2.950	0.870	0.374	1.380	0.580	4.330	0.750	1.180	2.360
9910140	● ST25.4-SLS1/4-9	Slim	0.250	0.370	4.700	3.820	0.510	4.330	1.000	9.000	1.000	0.710	8.340
9910145	● ST25.4-SLS5/16-9	Slim	0.313	0.430	4.700	3.820	0.510	4.330	1.000	9.000	1.000	0.980	8.340
9910150	● ST25.4-SLS3/8-155	Slim	0.375	0.490	3.600	1.990	0.374	2.500	0.700	6.100	1.000	1.180	2.360
9910152	● ST25.4-SLS3/8-9	Slim	0.375	0.490	4.700	3.820	0.510	4.330	1.000	9.000	1.000	1.180	2.360
9910157	● ST25.4-SLS1/2-155	Slim	0.500	0.620	4.100	1.490	0.374	2.000	0.770	6.100	1.000	1.180	2.360
9910159	● ST25.4-SLS1/2-9	Slim	0.500	0.620	4.700	3.820	0.510	4.330	1.000	9.000	1.000	1.180	2.360

● Stocked ○ Available Upon Request; MOQ May Apply ▲ Globally Stocked
The tool should be inserted deeper than the safety mark. Do not exceed Max Insertion Length.

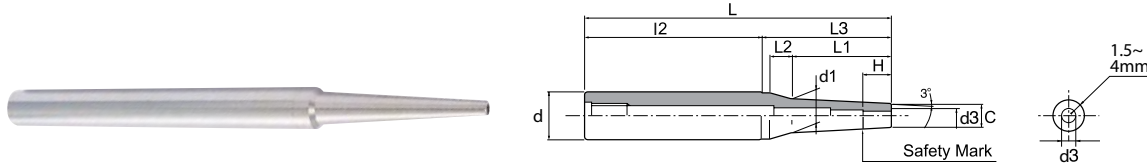




PACKED
1 PIECE

List 9909 (Continued)

HY-PRO® Shrink Straight Slim Extensions, For Standard Milling/End Mill Chucks



EDP Number	Designation	Body Type	Bore Diameter	Nose Diameter	Shank Length	Neck Length		Neck Diameter	Overall Length	Shank Diameter	Clamping Length	Max Insertion Length
			d3 (mm)	C (mm)	I2 (mm)	L1 (mm)	L3 (mm)	d1 (mm)	L (mm)	d (mm)	H (mm)	H1 (mm)
8910120	● ST10-SLSA3-80-M35	Slim	3.0	6.0	45.0	35.0	35.0	-	80.0	10.0	9.0	64.0
8910121	● ST10-SLSA3.175-80-M35	Slim	3.2	6.0	45.0	35.0	35.0	-	80.0	10.0	9.7	64.0
8910122	● ST10-SLSA4-80-M35	Slim	4.0	7.0	45.0	35.0	35.0	-	80.0	10.0	12.0	64.0
8910123	● ST10-SLSA5-80-M35	Slim	5.0	8.0	45.0	35.0	35.0	-	80.0	10.0	15.0	70.0
8910124	● ST12-SLSA6-80-M35	Slim	6.0	9.0	45.0	35.0	35.0	-	80.0	12.0	15.0	52.0
8910125	● ST16-SLSA3-115-M42	Slim	3.0	6.0	60.0	42.0	55.0	10.4	115.0	16.0	9.0	87.0
8910126	● ST16-SLSA4-115-M42	Slim	4.0	7.0	60.0	42.0	55.0	11.4	115.0	16.0	12.0	87.0
8910127	● ST16-SLSA6-115-M42	Slim	6.0	9.0	60.0	42.0	55.0	13.4	115.0	16.0	18.0	87.0
8910129	● ST20-SLSA3-200-M97	Slim	3.0	6.0	90.0	97.0	110.0	16.2	200.0	20.0	9.0	172.0
8910131	● ST20-SLSA4-200-M97	Slim	4.0	7.0	90.0	97.0	110.0	17.2	200.0	20.0	12.0	172.0
8910132	● ST20-SLSA5-200-M110	Slim	5.0	8.0	90.0	110.0	110.0	-	200.0	20.0	15.0	182.0
8910434	● ST20-SLSB8-145-M70	Slim	8.0	13.0	75.0	70.0	70.0	19.5	145.0	20.0	24.0	117.0
8910138	● ST25-SLS5-290	Slim	5.0	8.0	180.0	97.0	97.0	18.2	290.0	25.0	15.0	272.0
8910140	● ST25-SLSA6-230-M97	Slim	6.0	9.0	120.0	97.0	110.0	19.2	230.0	25.0	18.0	202.0
8910426	● ST25-SLSA6-305-M185	Slim	6.0	9.0	120.0	185.0	185.0	-	305.0	25.0	18.0	277.0
8910142	● ST25-SLSA7-230-M97	Slim	7.0	10.0	120.0	97.0	110.0	20.2	230.0	25.0	20.0	212.0
8910143	● ST25-SLS7-320	Slim	7.0	10.0	210.0	97.0	110.0	20.2	320.0	25.0	20.0	302.0
8910145	● ST25-SLSA8-230-M97	Slim	8.0	11.0	120.0	97.0	110.0	21.2	230.0	25.0	24.0	202.0
8910436	● ST25-SLSA8-280-M160	Slim	8.0	11.0	120.0	160.0	160.0	-	280.0	25.0	24.0	252.0
8910147	● ST25-SLSA9-230-M97	Slim	9.0	12.0	120.0	97.0	110.0	22.2	230.0	25.0	30.0	60.0
8910148	● ST25-SLS9-320	Slim	9.0	12.0	210.0	97.0	110.0	22.2	320.0	25.0	30.0	60.0
8910443	● ST20-SLSA10-145-M70	Slim	10.0	13.0	75.0	70.0	70.0	-	145.0	20.0	30.0	60.0
8910445	● ST25-SLSA10-255-M135	Slim	10.0	13.0	120.0	135.0	135.0	-	255.0	25.0	30.0	60.0
8910451	● ST32-SLSA10-340-M210	Slim	10.0	13.0	130.0	210.0	210.0	-	340.0	32.0	30.0	312.0
8910154	● ST25-SLSA11-230-M110	Slim	11.0	14.0	120.0	110.0	110.0	-	230.0	25.0	30.0	60.0
8910155	● ST25-SLS11-320	Slim	11.0	14.0	210.0	110.0	110.0	-	320.0	25.0	30.0	60.0
8910456	● ST20-SLSA12-120-M50	Slim	12.0	15.0	70.0	50.0	50.0	-	120.0	20.0	30.0	60.0
8910159	● ST25-SLSA12-230-M110	Slim	12.0	15.0	120.0	110.0	110.0	-	230.0	25.0	30.0	60.0
8910460	● ST32-SLSA12-315-M185	Slim	12.0	15.0	130.0	185.0	185.0	-	315.0	32.0	30.0	287.0
8910457	● ST25-SLSB12-120-M42	Slim	12.0	19.0	42.0	42.0	50.0	23.4	120.0	25.0	30.0	60.0
8910458	● ST25-SLSB12-150-M80	Slim	12.0	19.0	80.0	80.0	80.0	-	150.0	25.0	30.0	60.0

● Stocked ○ Available Upon Request; MOQ May Apply ▲ Globally Stocked
The tool should be inserted deeper than the safety mark. Do not exceed Max Insertion Length.



ABOUT OSG

DRILLING

THREADING

MILLING

HOLDERS

INDEX

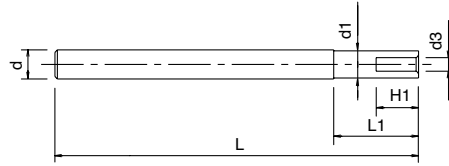




List 9910

HY-PRO® Shrink Straight Carbide Extensions, For Increased Rigidity and Reach

PACKED
1 PIECE



EDP Number	Designation	Body Type	Bore Diameter	Neck Length	Neck Diameter	Overall Length	Shank Diameter	Max Insertion Length
			d3 (mm)	L1 (mm)	d1 (mm)	L (mm)	d (mm)	H1 (mm)
8910244	● ST10-6-200CS	Regular	6.0	40.0	9.9	200.0	10.0	22.0
8910245	● ST12-6-200CS	Regular	6.0	42.0	11.9	200.0	12.0	22.0
8910240	● ST16-10-250CS	Regular	10.0	60.0	15.9	250.0	16.0	33.0
8910241	● ST20-12-250CS	Regular	12.0	70.0	19.9	250.0	20.0	38.0

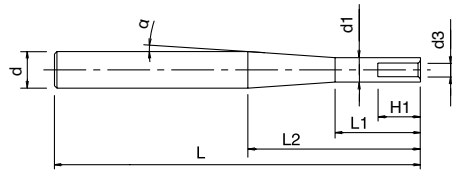
● Stocked ○ Available Upon Request; MOQ May Apply ▲ Globally Stocked

HTE

List 9911

HY-PRO® Shrink Straight Slim Carbide Extensions, For Increased Rigidity and Reach

PACKED
1 PIECE



EDP Number	Designation	Body Type	Bore Diameter	Neck Length	Neck Length	Neck Diameter	Taper Angle	Overall Length	Shank Diameter	Max Insertion Length
			d3 (mm)	L1 (mm)	L2 (mm)	d1 (mm)	α (°)	L (mm)	d (mm)	H1 (mm)
8910246	● PC16-6-9.9-250CS	Slim	6.0	40.0	124.0	9.9	2.0	250.0	16.0	22.0
8910247	● PC16-6-11.9-250CS	Slim	6.0	42.0	80.0	11.9	3.0	250.0	16.0	22.0
8910242	● PC20-10-300CS	Slim	10.0	60.0	98.0	15.9	3.0	300.0	20.0	33.0
8910243	● PC25-12-300CS	Slim	12.0	70.0	118.0	19.9	3.0	300.0	25.0	38.0

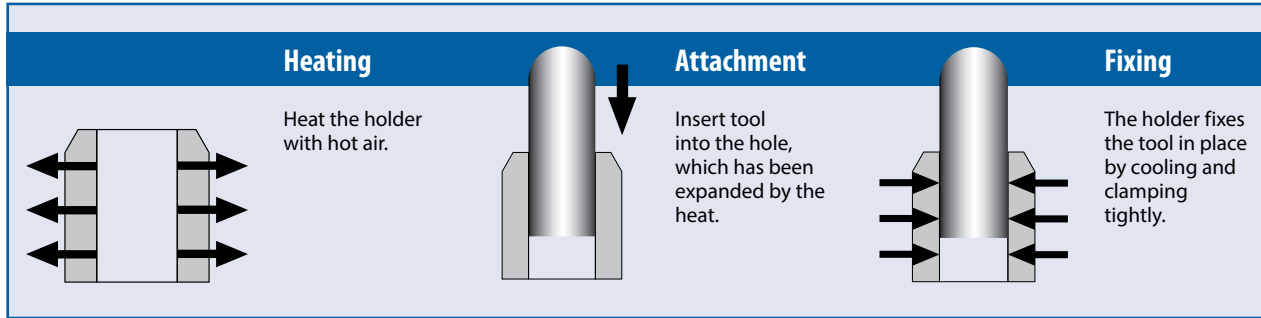
● Stocked ○ Available Upon Request; MOQ May Apply ▲ Globally Stocked

HTE

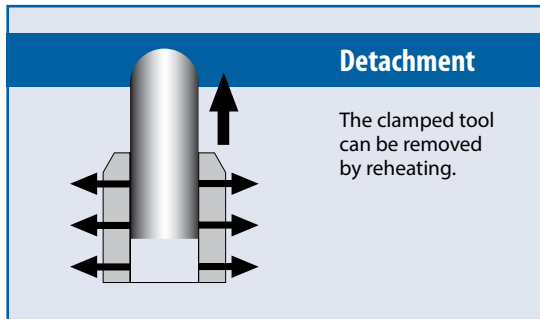




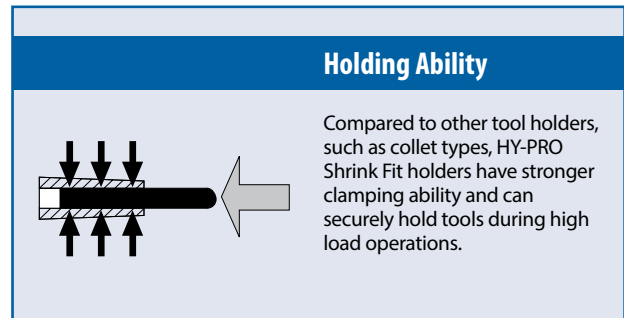
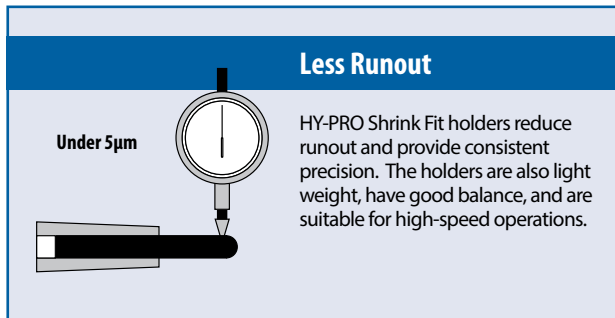
Tool Insertion



Tool Removal

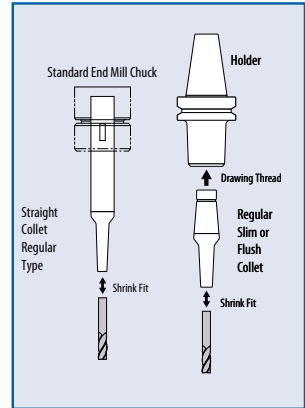


Features

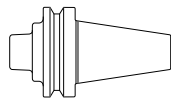
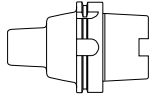
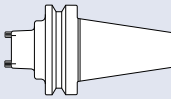
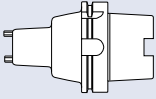




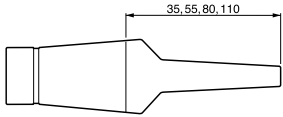
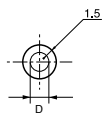
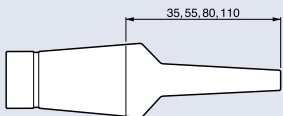
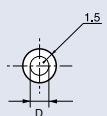
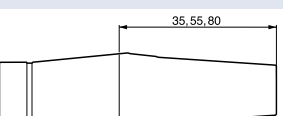
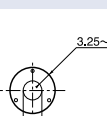
Holders	Shrink Extensions	Cutting Tools
Basic CAT40 CAT50 BT30 BT40 BT50 HSK-E50 HSK-A63 HSK-F63M HSK-A100 Nozzle CAT40 CAT50 BT40 BT50 HSK-A63 HSK-A100	Slim Ø3 - 12mm Ø1/8 - 1/2" Regular Ø3 - 12mm Ø1/8 - 1/2" Flush Ø3 - 12mm Ø1/8 - 1/2"	Carbide End Mills Carbide Drills Other Carbide Tools



Holders

Type	Specifications	CAT, BT Holders	HSK Holders
Basic Holders	Holder for Shrink Extension	CAT40, CAT50 BT30, BT40, BT50 	E50 A63, A100 F63M 
Nozzle Holders	Holder for Shrink Extension (with optional coolant supply nozzle)	CAT40, CAT50 BT40, BT50 	A63, A100 

Extensions

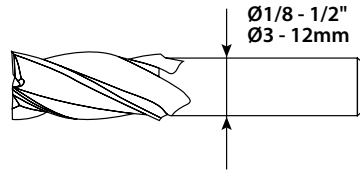
Type	Application	Dimension/Size
Regular Type	For General Operations and Coolant-Through Tool	  inch/metric
Slim Type	Use this type when a slim holder is needed to avoid interference between the tool and the work piece	  inch/metric
Flush Type	Use this type when you want coolant supplied from the end face of the extension	  inch/metric



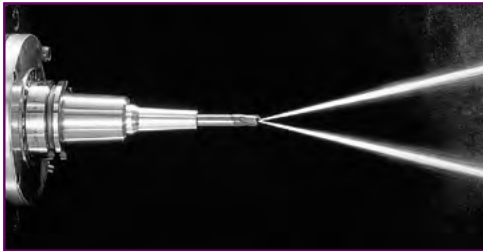


For Small Shank Diameter use h6 Shanks

The HY-PRO Shrink System can be used for tools with a minimum shank diameter of 1/8" or 3mm. For tools with a shank diameter of Ø1/4-1/2" or Ø6-12mm, the system requires at least an h7 shank tolerance; for tools with a shank diameter of Ø1/8-3/16" or Ø3-5mm, use an h6 shank tolerance. A wide variety of tools are applicable.



Various Coolant Supply Devices



Through the Tool

Suitable when using a tool with internal coolant to supply the point of the cutting edge. This is especially effective for drilling because the coolant is guaranteed to reach the cutting area.



Through the Holder

Supplies coolant from the front face of the holder. This is used for tools without internal coolant supply and regular or slim type extensions.



Through the Collet

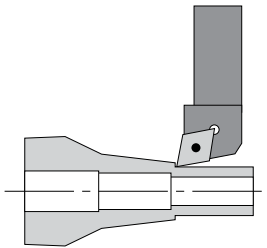
Supplies coolant from the front face of the shrink extensions. Although the diameter of the collet end face increases, coolant supply becomes even more effective.





Do-It-Yourself Extensions

If necessary, the shape of the shrink extension can be easily modified. This design provides the best holder shape for operations that have major interference with work materials.

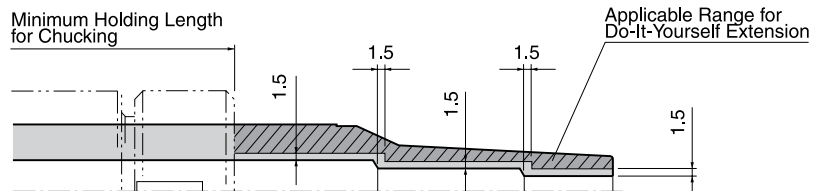
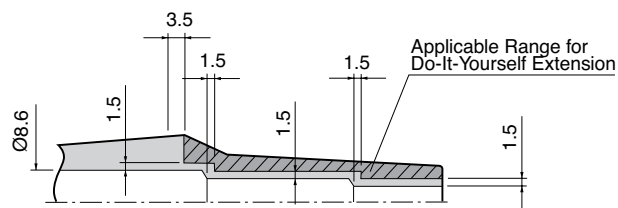


1. The shape of the flush collet cannot be adjusted.
2. Other adjustments should be based on the ranges described below. (Wall thickness should be at least 1.5mm)
3. DO NOT change the overall length.
4. For details, please refer to the instruction manual attached to the product package.

Recommended Cutting Conditions for Extension Modification

1. The cutting depth should be kept small.
2. Use water soluble coolant.
3. Use positive-rake inserts for stainless steel.

Cutting Speed (m/min)	Cutting Speed (m/min)	Feed (mm/rev)	Cutting Depth (mm)
Roughing	30 - 50	0.1	0.2
Finishing	30 - 50	0.05	0.1





HY-PRO® Shrink - Proper Care Information

Please follow these guidelines to ensure your HY-PRO® Shrink extensions stay looking and performing like new for years to come:


- When not in use, remove tool and clean/dry the inside & outside of holder as thoroughly as possible. Apply rust-proofing oil (WD-40® for example) to help inhibit oxidation. Excessive internal rusting will lead to hairline fractures in the steel.
- Be sure to use cutters with shank diameters that adhere to ISO tolerance requirements. Remember, HY-PRO® Shrink holders are made to accommodate the following:

Ø1/8-3/16" and Ø3-5mm	→	h6 tolerance ONLY!
Ø1/4-1" and Ø6-25mm	→	h7 tolerance ONLY!

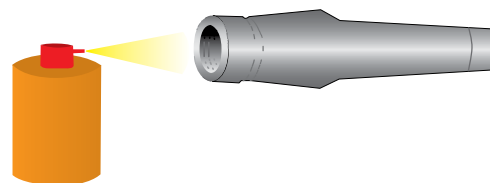
- Failure to use tools that adhere to these standards may result in complications with respect to inserting and removing tools.
- Be sure to observe minimum chucking lengths on extensions. Failure to do so can result in poor accuracy, deformation, or cracking of tool or extension.

Care Tips:

- Simple household bleach will remove oxidation from the outside of extensions. Use it to clean metal powder and debris from the insides as well to help prevent scratching & abrasions.



- Be sure to keep threads on the end of the extensions well oiled to allow for easy installation and removal from the holders.



List Index





List Number Index

ABOUT OSG

DRILLING

THREADING

MILLING

HOLDERS

INDEX

List Number	Page No.
101	661-669
102	670-675
103	678-679
104	680-681
105	610-616
107	543-546
108	742
109	750
114	691
118	744
121	686-688
122	626
123	549
125	725-726
126	728-730
127	727
128	731
134	751-753
135	755
141	683-685
142	624-625
143	547
180	692
200	175-177
215	166-170
220	509
229	510
230	511
233	174
235	178
239	512
240	655-656
241	657
250	582
257	125-126
259	583
260	584
269	585
280	597-603
285	464-465
286	466
287	606-608
288	609
289	604-605
290	532-537
295	528
296	529
297	540-541
298	542
299	538-539
300	573-576
301	720-722
302	704-708
303	500-504
305	644
306	578
307	506
308	737
311	632
312	568-569
313	494-496
314	716-718
315	700-702
316	571
317	498
318	738
319	636
320	581
328	741
329	634
341	633
342	577
343	505
344	570
345	497
346	579

List Number	Page No.
347	507
349	639-640
350	572
351	499
356	641
357	439
359	635
369	438
389	486
397	580
398	508
402	920-922
403	923-925
404	926-928
410	973
412	917
414	918-919
415	935
420	971
424	936
440	1119
444	937
447	929
450	968
455	969-970
460	972
462	930
464	931
470	976
482	932
484	933-934
490	975
496	1052
520	949
521	1116
522	977-978
523	1120
525	951
526	1117
527	952
530	953
531	955
532	980
535	954
536	957
540	963-964
541	958-959
542	981
543	982
544	1118
545	966
546	961
547	965
548	960
557	967
558	962
562	983
563	984
564	985
566	986
567	987
568	988
570	1121
571	1122
573	946
574	947-948
580	950
581	956
582	979
591	1132
593	1133
594	1134
595	1135
596	1136
597	1137
620	941

List Number	Page No.
621	1114
640	1131
641	942
644	1115
646	943
660	944
668	1129
673	938
676	939
677	940
690	945
700	184
701	185
706	186
800	1179
801	1138
802	1139
803	1140
804	1141
805	1142
806	1143
807	1144
808	1145
815	1180
820	1181
849	1146
850	1147
851	1148
852	1149
861	1150
862	1151
863	1152
867	1153
868	1154
881	1172
882	1173
883	1174
885	1175
886	1176
887	1177
888	1178
900	1182
901	1155
902	1156
903	1157
904	1158
905	1159
906	1160
907	1161
908	1162
915	1183
916	689
917	627
918	550
920	1184
949	1163
950	1164
951	1165
952	1166
961	1167
962	1168
963	1169
967	1170
968	1171
1000	216-217
1100	220-240
1150	211-213
1200	254
1250	255
1500	218-219
1600	241-253
1650	214-215
1700	199-200
1750	201-203
1760	204-205
1770	206-207

List Number	Page No.
1800	208-210
1900	187-193
1950	194-195
2000	196-198
2010	1085
2015	1034
2022	880
2023	881
2024	882
2043	883
2048	884
2055	1008
2061	1123
2064	1125
2066	1124
2068	1126
2080	1038
2081	1039
2100	869
2102	870
2104	871
2106	1035
2108	1036
2110	1037
2650	1128
2680	1127
2843	876
2853	878
2863	1040
2873	872
2874	874
2943	877
2953	879
2963	1041
2973	873
2974	875
3604	863
3610	1067
3619	854
3620	856
3621	858
3642	866
3670	1010
3690	1069
3704	864
3710	1068
3711	1072
3720	855
3721	857
3722	859
3723	860
3742	867
3770	1009
3771	1011
3785	1078
3790	1070-1071
3791	861-862
3794	865
3815	1028
3820	1030
3825	1032
3830	1033
3915	1029
3920	1031
4413	1073
4445	1012
4470	1018
4471	1016
4472	1020
4513	1074
4570	1019
4571	1017
4572	1021
4581	1075
4592	1013-1015
4630	1076



List Number	Page No.	List Number	Page No.	List Number	Page No.	List Number	Page No.
4670	1022	7532	122	10051	642	16540	476
4730	1077	8120	885	10052	645	16545	475
4770	1023	8200	834	10053	647	16550	556
4970	1024	8201	837	10056	651	16555	555
5171	127-129	8202	839	10057	653	16570	732
5172	130	8205	835	10059	637	16575	733
5190	110	8206	830	10061	638	16580	736
5200	61-67	8207	838	11015	586-590	16585	735
5210	68-73	8208	840	11016	593	16590	734
5220	74-77	8210	989	11017	595	16600	468
5275	131	8215	990	11036	724	16605	467
5310	132	8220	991	11051	643	16610	631
5315	133	8225	836	11052	646	16615	630
5320	134	8226	831	11053	648	16620	401
5325	135	8230	832	11054	649	16625	400
5330	136-143	8233	842	11055	650	16630	402
5340	144-145	8235	833	11056	652	16631	403
5630	111-113	8245	841	11057	654	16640	405
5700	103-107	8246	994	11115	591-592	16642	407
5705	108-109	8271	992	11116	594	16645	404
5720	99-102	8277	993	11117	596	16647	406
5732	123	8333	843	11118	628	41000	410-411
6300	91-94	8410	1053	12006	748	41050	413
6310	95-98	8430	1059	12007	749	41100	412
6420	1256	8440	846	12053	739	41150	414
6440	1327	8441	844	12054	740	41200	408
6441	1330	8442	848	13013	513	41300	409
6442	1328	8470	995	13014	515	42000	415
6442 (Acc)	1329	8510	1054	13015	517	42001	416
6450	1257	8530	1060	13019	530	52100	1263-1264
6500	36-41	8540	847	13020	548	52200	1274
6501	86	8541	845	13024	516	52300	1316
6502	87	8542	849	13025	518	52319	1318
6503	88	8570	996	13039	710	52320	1319
6504	89	8590	1055-1058	13058	524	52321	1317
6505	90	8592	997-1000	13059	526	52400	256
6510	42-46	8630	852	13063	482	52502	265-266
6520	47-49	8730	853	13113	514	52503	270-271
6530	50-52	8830	850	13116	519	52504	274-275
6535	53-54	8870	1001	13117	521	52505	278-279
6540	55-56	8930	851	13118	523	52510	294
6541	1331	8970	1002	13119	531	52511	296
6541 (Acc)	1332	8990	1061-1062	13126	520	52512	300
6550	57-58	9010	1079	13127	522	52513	288
6560	59	9011	1081	13158	525	52514	290
6570	60	9110	1080	13159	527	52600	1295
6600	78-81	9111	1082	13163	483	52601	1211
6610	82-85	9140	868	14001	445-456	52601 (SF)	1285
6640	1333	9144	1025	14050	440-442	52602	1252
6640 (Arbor Acc)	1334	9181	1026	14101	457-463	52602 (SF)	1290
7010	1086	9182	1027	14150	443-444	52603	1244
7020	886	9191	1083	14153	437	52603 (SF)	1288
7030	1088	9192	1084	15001	756	52604	1266
7031	1089	9510	1063	15002	757	52604 (SF)	1291
7032	1090	9575	1004	15003	758	52605	1276
7040	888	9576	1005	15010	418	52605 (SF)	1293
7041	890	9580	1006-1007	15015	417	52606	1231
7042	891	9581	1065-1066	15020	419	52606 (SF)	1287
7072	1042	9590	1064	16050	420-421	52700	1185
7110	1087	9592	1003	16150	422-424	52800	1189
7120	887	9900	1569	16250	425-428	52900	1193
7132	1043	9901	1570-1571	16255	433-434	52901	1195
7140	889	9902	1572-1573	16260	695-696	53000	1217
7173	1091	9903 (PXM)	1325	16350	429-432	53001	1219
7230	1092	9903	1574	16355	435-436	53100	1225
7231	1093	9904	1575	16360	697	53200	1199
7430	1094	9905	1576	16450	479-480	53201	1201
7431	1095	9906	1577	16455	481	53400	1229
7440	892	9907	1578-1579	16500	472-474	78001	285
7441	893	9908	1580	16505	469-471	78002	1251
7470	1044	9909	1581-1582	16510	553-554	78003	1249
7471	1045	9910	1583	16515	551-552	78004	1250
7500	118	9911	1583	16520	478	78005	1248
7501	119	9950	1565-1566	16525	477	78006	1243
7520	120	9953	1567	16530	558	78007	1240-1241
7530	121	9955	1568	16535	557	78008	1242

ABOUT OSG

DRILLING

THREADING

MILLING

HOLDERS

INDEX





List Number Index

ABOUT OSG

DRILLING

THREADING

MILLING

HOLDERS

INDEX

List Number	Page No.
78009	1238-1239
78010	1210
78011	1207-1208
78012	1209
78013	1205-1206
78014	1265
78015	1245
78015 (SF)	1289
78016	1212
78016 (SF)	1286
78017	1253
78017 (SF)	1290
78018	1320
78019	1296
78020	1186
78021	1321
78022	1323
78025	1297
78027	280-281
78028	1220
78029	1218
78030	1194
78031	267-269
78032	272-273
78033	276-277
78034	301
78035	1322
78036	1260
78037	1200
78114	1267
78114 (SF)	1292
78120	1190
78125	1298
78130	1196
78131	1226
78134	302
78137	1202
78220	1277
78220 (SF)	1294
78234	1230
78310	257
78320	1275
78321	295
78334	1232
78334 (SF)	1287
78340	1324
78421	297
78537	289
78538	291
101C	658-659
101H	676
101L	693-694
101N	682
102H	677
105+	620
105A	619
105B	617-618
105H	621-622
108AL	743
108G	745-746
134 P	754
141C	660
142H	623
220D	171-173
300D	179-183
312Ni	565-566
312Ti	561
313Ni	491-492
313Ti	487
314Ni	715
314Ti	714
315Ni	699
315Ti	698
316Ti	563
317Ti	489
335Ni	484

List Number	Page No.
336Ni	485
337Ni	559
338Ni	560
342STI	723
343STI	709
344Ni	567
344STI	719
344Ti	562
345Ni	493
345STI	703
345Ti	488
347Ti	564
348Ti	490
402BN	1102-1104
403BN	1105-1106
404BN	1107-1109
412BN	1101
414BN	1110
424BN	1113
430E	974
464BN	1111
484BN	1112
5950Ni	114-115
5955Ni	116-117
641R	1130
7808H (PXD)	264
7808H (PD)	284
7808H (PHP)	287
7808H (PDZ)	293
7808H (PZAG)	299
7808H (PLDS)	304
7808H (PAS)	1188
7808H (PAO)	1192
7808H (PSF)	1198
7808H (PSFL)	1204
7808H (PSE)	1216
7808H (PSEL)	1224
7808H (PSTW)	1228
7808H (PMD)	1237
7808H (PHC)	1247
7808H (PRC)	1255
7808H (PDR)	1259
7808H (PFAL)	1262
7808H (PFB)	1273
7808H (PFR)	1284
7808H (PXM)	1326
78P5D	282-283
78PAO	1191
78PAS	1187
78PDR	1258
78PFAL	1261
78PFB	1268-1272
78PFR	1278-1283
78PHC	1246
78PHP	286
78PLDS	303
78PRC	1254
78PSE	1213-1215
78PSE (PSEL)	1221-1223
78PSE (PMD)	1234-1236
78PSF	1197
78PSF (PSFL)	1203
78PSTW	1227
78PXBE	1313
78PXBE-O	1314
78PXB	1315
78PXD	258-263
78PXDR	1311
78PXHF-AM	1312
78PXNH	1308
78PXNH-O	1309
78PXNL	1306
78PXNL-O	1307
78PXRE	1310
78PXSE	1299
78PXSE-O	1300

List Number	Page No.
78PXSH	1305
78PXSM	1303-1304
78PXVC	1301-1302
78PZAG	298
78PZAG (PDZ)	292
78PZAG (PMD)	1233
HP243	158-161
HP245	162-165
HP253	146-149
HP255	150-153
HP258	154-157
HP400	916
HP418	1099
HP419	1098
HP421	913
HP421BN	1097
HP432	1050
HP434	1051
HP441	914
HP441BN	1100
HP460	915
HP700	124
S108	711-712
S109	713
S110	690
S111	629
S125	747
VG434	1046-1047
VG436	1048
VG441	894-895
VG441BN	1096
VG446	1049
VG464	896
VGM3-AL	897
VGM5	898-903
VGM5-LN	904-907
VGM6	908-909
VGM7	910-912



EDP Index





EDP Numerical Index

ABOUT OSG

DRILLING

THREADING

MILLING

HOLDERS

INDEX

List Number	Page No.
232	686
233	686
292	686
293	686
352	686
353	686
391	686
392	686
393	686
411	686
412	686
413	686
451	686
452	686
453	686
482	686
511	686
512	686
513	686
581	686
582	686
583	686
591	686
592	686
593	686
612	686
641	686
642	686
643	686
651	686
652	686
653	686
662	686
692	686
731	687
732	687
733	686
741	686
742	686
743	686
751	686
752	686
753	686
792	687
851	687
852	687
853	687
862	687
871	687
872	687
873	687
881	687
882	687
883	687
982	687
983	687
992	687
993	687
1002	687
1003	687
1112	687
1113	687
1122	687
1123	687
1142	687
1252	687
1253	687
1262	687
1272	687
1273	687
1392	687
1393	687
1412	687
1413	687
1502	687
1503	687

List Number	Page No.
1522	687
1523	687
1602	687
1603	687
1632	688
1712	687
1713	687
1732	687
1733	687
1822	688
1823	688
1842	688
1843	688
1872	688
1873	688
1932	688
1933	688
1982	688
1983	688
2032	688
2033	688
2142	688
2143	688
11544	549
11556	549
11571	549
11583	549
11601	549
11621	549
11624	549
11650	549
11653	549
11680	549
11683	549
11705	549
11708	549
11730	549
11735	549
11757	549
11762	549
11772	549
11799	549
15368	626
15386	626
15401	626
15413	626
15431	626
15456	626
15460	626
15480	626
15483	626
15509	626
15512	626
15557	626
15560	626
15593	626
15601	626
15629	626
15637	626
15645	626
15673	626
16710	626
16714	626
16722	626
16728	626
16734	626
22605	686
22606	686
22611	686
22612	686
22617	686
22618	686
22621	686
22622	686
22627	686
22628	686

List Number	Page No.
22633	687
22634	687
22637	686
22638	686
22643	687
22644	687
22800	639
22801	639
22802	639
22803	639
22804	639
22806	639
22807	639
22808	639
22810	639
22814	639
22817	639
22820	639
22830	639
22831	639
22833	639
22834	639
22835	639
22837	639
22839	639
22840	639
22841	639
22929	641
22933	641
22941	641
22945	641
22949	641
22953	641
24000	639
24001	639
24002	639
24003	639
24004	639
24006	639
24007	639
24008	639
24010	639
24014	639
24017	639
24020	639
24030	639
24031	639
24033	639
24034	639
24035	639
24037	639
24039	639
24040	639
24041	639
24045	640
24046	640
24047	640
24048	640
24051	640
24052	640
24053	640
24054	640
24055	640
24056	640
24059	640
24060	640
24061	640
24062	640
24065	640
24066	640
46011	755
46015	755
46017	755
46020	755
46023	755
46029	755

List Number	Page No.
46034	755
46038	755
46064	755
46068	755
46070	755
46074	755
46079	755
46080	755
46082	755
46085	755
46086	755
46087	755
46089	755
46093	755
46142	755
46143	755
46144	755
46147	755
46152	755
46153	755
46154	755
46155	755
46163	755
46164	755
46165	755
46227	755
46228	755
46230	755
46239	755
46241	755
46251	755
46253	755
46263	755
46265	755
46276	755
46279	755
46329	755
46331	755
46341	755
46344	755
46347	755
61505	220
61506	220
61507	220
61508	220
61509	220
61510	221
61511	221
61512	221
61513	222
61514	222
61515	222
61516	222
61517	223
61518	223
61519	223
61520	224
61521	224
61522	224
61523	224
61524	225
61525	225
61526	225
61527	226
61528	226
61529	226
61530	226
61531	227
61532	227
61533	227
61534	227
61535	228
61536	228
61537	228
61538	228
61539	229



List Number	Page No.	List Number	Page No.	List Number	Page No.	List Number	Page No.
61540	229	61616	237	61692	239	62563	250
61541	229	61617	237	61693	239	62564	250
61542	229	61618	237	61694	239	62565	250
61543	230	61619	237	61695	239	62566	250
61544	230	61620	237	61696	239	62567	250
61545	230	61621	237	61697	239	62568	250
61546	230	61622	237	61698	239	62569	250
61547	231	61623	237	61699	239	62570	250
61548	231	61624	237	61700	239	62571	250
61549	231	61625	237	61705	239	62572	250
61550	231	61626	237	61710	239	62573	250
61551	232	61627	237	61715	239	62574	250
61552	232	61628	237	61720	239	62575	250
61553	232	61629	237	61725	239	62576	250
61554	232	61630	238	61730	239	62577	250
61555	233	61631	238	61735	239	62578	250
61556	233	61632	238	61740	239	62579	251
61557	233	61633	238	61745	239	62580	251
61558	233	61634	238	61750	239	62581	251
61559	234	61635	238	61755	240	62582	251
61560	234	61636	238	61760	240	62583	251
61561	234	61637	238	61765	240	62584	251
61562	234	61638	238	61770	240	62585	251
61563	234	61639	238	61775	240	62586	251
61564	234	61640	238	61780	240	62587	251
61565	234	61641	238	61785	240	62588	251
61566	234	61642	238	61790	240	62589	251
61567	234	61643	238	61795	240	62590	251
61568	234	61644	238	61800	240	62591	251
61569	234	61645	238	61805	240	62592	251
61570	234	61646	238	61810	240	62593	251
61571	234	61647	238	61815	240	62594	251
61572	235	61648	238	61820	240	62595	251
61573	235	61649	238	62520	241	62596	251
61574	235	61650	238	62521	241	62597	251
61575	235	61651	238	62522	241	62598	251
61576	235	61652	238	62523	241	62599	251
61577	235	61653	238	62524	242	62600	252
61578	235	61654	238	62525	242	62601	252
61579	235	61655	238	62526	242	62602	252
61580	235	61656	238	62527	242	62603	252
61581	235	61657	238	62528	242	62604	252
61582	235	61658	238	62529	243	62605	252
61583	235	61659	238	62530	243	62606	252
61584	235	61660	238	62531	243	62607	252
61585	235	61661	238	62532	243	62608	252
61586	235	61662	238	62533	244	62609	252
61587	235	61663	238	62534	244	62610	252
61588	236	61664	238	62535	244	62611	252
61589	236	61665	238	62536	244	62612	252
61590	236	61666	238	62537	245	62613	252
61591	236	61667	238	62538	245	62614	252
61592	236	61668	238	62539	245	62615	252
61593	236	61669	238	62540	245	62616	252
61594	236	61670	239	62541	246	62617	252
61595	236	61671	239	62542	246	62618	252
61596	236	61672	239	62543	246	62619	252
61597	236	61673	239	62544	246	62620	252
61598	236	61674	239	62545	246	62621	252
61599	236	61675	239	62546	247	62622	252
61600	236	61676	239	62547	247	62623	252
61601	236	61677	239	62548	247	62624	252
61602	236	61678	239	62549	247	62625	253
61603	236	61679	239	62550	247	62626	253
61604	236	61680	239	62551	248	62627	253
61605	236	61681	239	62552	248	62628	253
61606	236	61682	239	62553	248	62629	253
61607	237	61683	239	62554	248	62630	253
61608	237	61684	239	62555	249	62635	253
61609	237	61685	239	62556	249	62640	253
61610	237	61686	239	62557	249	62641	253
61611	237	61687	239	62558	249	62645	253
61612	237	61688	239	62559	249	62650	253
61613	237	61689	239	62560	250	62655	253
61614	237	61690	239	62561	250	62656	253
61615	237	61691	239	62562	250	62660	253

ABOUT OSG

DRILLING

THREADING

MILLING

HOLDERS

INDEX





EDP Numerical Index

ABOUT OSG

DRILLING

THREADING

MILLING

HOLDERS

INDEX

List Number	Page No.
62665	253
62670	253
62675	253
62676	253
62680	253
62685	253
62690	253
62695	253
62696	253
62700	253
62705	253
62710	253
62715	253
62720	253
62725	253
62730	253
62735	253
62740	253
62745	253
62750	253
62755	253
62760	253
62765	253
62770	253
62780	253
62790	253
62800	253
62810	253
62820	253
62903	254
62904	254
62906	254
62908	254
62910	254
62912	254
62916	254
62918	254
62920	254
62923	254
62924	254
62926	254
62928	254
62930	254
62932	254
62936	254
62938	254
62940	254
63503	254
63504	254
63506	254
63508	254
63510	254
63512	254
63516	254
63518	254
63520	254
63603	254
63604	254
63606	254
63608	254
63610	254
63612	254
63616	254
63618	254
63620	254
63653	254
63654	254
63656	254
63658	254
63660	254
63662	254
63703	254
63704	254
63706	254
63708	254
63710	254

List Number	Page No.
63712	254
76900	1566
76901	1566
76903	1565
76904	1566
76909	1568
76910	1568
79910	1566
79911	1566
79912	1565
79913	1565
79917	1567
79918	1567
79919	1567
79920	1567
79921	1567
79922	1568
79923	1568
79924	1566
79925	1566
79926	1565
79960	1567
79961	1567
79967	1566
79969	1565
79992	1568
79993	1568
87700	130
87702	130
87703	130
87704	130
87705	130
87706	130
87707	130
87708	130
87709	130
87710	130
87781	130
87782	130
99632	1334
99634	1333
99640	1333
0135401	500
0135408	500
0135501	500
0135508	500
0135601	500
0135608	500
0135701	500
0135708	500
0135801	500
0135808	500
0135901	500
0135908	500
0136001	500
0136008	500
0136101	500
0136108	500
0136201	500
0136208	500
0136301	500
0136308	500
0136401	500
0136408	500
0136501	501
0136508	501
0136601	501
0136608	501
0136701	501
0136708	501
0136801	501
0136808	501
0136901	501
0136908	501
0137001	501
0137008	501

List Number	Page No.
0137101	501
0137108	501
0137201	501
0137208	501
0137301	501
0137308	501
0137401	502
0137408	502
0137501	502
0137508	502
0137601	502
0137608	502
0137701	502
0137708	502
0137801	502
0137808	502
0137901	502
0137908	502
0138001	502
0138008	502
0138101	502
0138108	502
0138201	502
0138208	502
0138301	502
0138308	502
0138401	503
0138408	503
0138501	503
0138508	503
0138601	503
0138608	503
0138701	503
0138708	503
0138801	503
0138808	503
0138901	503
0138908	503
0139001	503
0139008	503
0139101	503
0139108	503
0139201	503
0139208	503
0139301	504
0139308	504
0139401	504
0139408	504
0139501	504
0139508	504
0139601	504
0139608	504
0139701	504
0139708	504
0139801	504
0139808	504
0139901	504
0139908	504
0140001	504
0140008	504
0140101	491
0140201	491
0140301	491
0140401	491
0140501	491
0140601	491
0140701	491
0140801	491
0140901	492
0141001	492
0141101	492
0141201	492
0141301	492
0141401	492
0141501	492
0141601	492

List Number	Page No.
0141701	494
0141708	494
0141801	494
0141808	494
0141901	494
0141908	494
0142001	494
0142008	494
0142101	494
0142108	494
0142201	494
0142208	494
0142301	494
0142308	494
0142401	494
0142408	494
0142501	494
0142508	494
0142601	494
0142608	494
0142701	495
0142708	495
0142801	495
0142808	495
0142901	495
0142908	495
0143001	495
0143008	495
0143101	495
0143108	495
0143201	495
0143208	495
0143301	496
0143308	496
0143401	496
0143408	496
0143501	496
0143508	496
0143601	496
0143608	496
0143701	508
0143801	508
0143901	508
0144001	508
0144101	508
0144201	508
0144301	508
0144401	508
0144501	508
0144601	508
0144701	704
0144708	704
0144801	704
0144808	704
0144901	704
0144908	704
0145001	704
0145008	704
0145101	704
0145108	704
0145201	704
0145208	704
0145301	704
0145308	704
0145401	704
0145408	704
0145501	704
0145508	704
0145601	704
0145608	704
0145701	704
0145708	704
0145801	704
0145808	704
0145901	704
0145908	704



List Number	Page No.	List Number	Page No.	List Number	Page No.	List Number	Page No.
0146001	704	1001300	671	1011501	671	1014300	673
0146008	704	1001400	671	1011508	671	1014305	673
0146101	704	1001600	671	1011600	671	1014308	673
0146108	705	1001900	671	1011601	671	1014400	673
0146201	705	1002100	671	1011608	671	1014405	673
0146208	705	1002200	671	1011700	671	1014500	673
0146301	705	1002300	671	1011701	671	1014501	673
0146308	705	1002500	671	1011708	671	1014600	673
0146401	705	1003100	672	1011800	671	1014601	673
0146408	705	1003200	672	1011801	671	1014605	673
0146501	705	1003400	672	1011900	671	1014700	673
0146508	705	1003408	672	1011901	671	1014701	673
0146601	705	1003600	672	1011908	671	1014705	673
0146608	705	1003700	672	1012000	671	1014800	674
0146701	705	1003800	672	1012001	671	1014805	674
0146708	705	1004200	673	1012008	671	1014808	674
0146801	705	1004208	673	1012100	671	1014900	674
0146808	705	1004300	673	1012101	671	1015000	674
0146901	705	1004308	673	1012108	671	1015008	674
0146908	705	1004400	673	1012200	671	1015100	674
0147001	705	1004600	673	1012201	671	1015105	674
0147008	705	1004800	673	1012205	671	1015200	674
0147101	705	1004900	673	1012208	671	1015208	674
0147108	705	1005000	673	1012300	671	1015300	674
0147201	705	1005001	673	1012301	671	1015305	674
0147208	705	1005100	674	1012305	671	1015308	674
0147301	705	1005200	674	1012308	671	1016400	680
0147308	705	1005300	674	1012400	672	1019800	673
0147401	706	1005500	674	1012408	672	1019900	673
0147408	706	1005800	674	1012500	672	1020000	690
0147501	706	1007900	680	1012501	672	1023600	672
0147508	706	1008000	670	1012508	672	1023601	673
0147601	706	1008008	670	1012600	671	1023608	673
0147608	706	1008100	680	1012601	672	1023700	672
0147701	706	1008600	674	1012608	672	1023701	672
0147708	706	1008700	674	1012700	671	1023705	672
0147801	706	1008800	662	1012800	671	1023708	672
0147808	706	1008900	666	1012900	671	1023800	672
0147901	706	1009000	666	1012901	671	1023801	672
0147908	706	1009100	676	1013000	672	1023805	672
0148001	706	1009108	676	1013001	672	1023808	672
0148008	706	1009200	676	1013008	672	1024200	673
0148101	706	1009208	676	1013100	672	1024201	673
0148108	706	1009300	676	1013101	672	1024208	673
0148201	707	1009308	676	1013105	672	1024300	673
0148208	707	1009400	676	1013108	672	1024301	673
0148301	707	1009408	676	1013200	672	1024305	673
0148308	707	1010000	690	1013201	672	1024308	673
664001	1333	1010100	670	1013205	672	1024400	673
1000000	670	1010105	670	1013208	672	1024401	673
1000001	670	1010108	670	1013300	672	1024405	673
1000008	670	1010200	670	1013301	672	1024408	673
1000100	670	1010208	670	1013308	672	1024800	674
1000101	670	1010400	670	1013400	672	1024801	674
1000105	670	1010408	670	1013401	672	1024900	674
1000108	670	1010700	670	1013408	672	1024901	674
1000200	670	1010708	670	1013500	672	1024905	674
1000201	670	1010800	670	1013501	672	1024908	674
1000205	670	1010808	670	1013508	672	1025000	674
1000208	670	1010900	670	1013600	672	1025001	674
1000300	670	1010901	670	1013608	672	1025005	674
1000400	670	1010908	670	1013700	672	1025008	674
1000401	670	1011000	670	1013705	672	1025100	674
1000500	670	1011001	670	1013708	672	1025101	674
1000501	670	1011005	670	1013800	672	1025105	674
1000600	670	1011008	670	1013805	672	1025108	674
1000601	670	1011100	670	1013808	672	1025200	674
1000608	670	1011101	670	1013900	673	1025201	674
1000700	670	1011105	670	1013908	673	1025205	674
1000701	670	1011108	670	1014000	673	1025208	674
1000800	670	1011200	671	1014001	673	1025300	674
1000801	670	1011300	671	1014005	673	1025301	674
1000900	670	1011301	671	1014100	673	1025305	674
1001000	670	1011400	671	1014101	673	1025308	674
1001100	670	1011401	671	1014105	673	1025400	674
1001108	670	1011500	671	1014200	673	1025401	674

ABOUT OSG

DRILLING

THREADING

MILLING

HOLDERS

INDEX





EDP Numerical Index

ABOUT OSG

DRILLING

THREADING

MILLING

HOLDERS

INDEX

List Number	Page No.
1025408	674
1025500	674
1025501	674
1025505	674
1025508	674
1025600	674
1025601	674
1025608	674
1025700	675
1025701	675
1025708	675
1025800	675
1025801	675
1025808	675
1025900	674
1025901	675
1025905	675
1025908	675
1026100	680
1026200	680
1028500	674
1028600	674
1030000	690
1035600	678
1040000	690
1040100	678
1040200	678
1040700	678
1045100	678
1045200	678
1045700	678
1046000	678
1046100	678
1046200	679
1050000	629
1050100	678
1050200	678
1050700	678
1050800	678
1051000	678
1051001	678
1051005	678
1051100	678
1051101	678
1051105	678
1051600	663
1051608	663
1054700	679
1059300	678
1060000	690
1060100	680
1060200	680
1061100	664
1061108	664
1061300	680
1062800	680
1063200	665
1065100	680
1065200	680
1065700	680
1065800	680
1066300	680
1066400	680
1066500	666
1067200	680
1067300	680
1067500	680
1067800	680
1067900	680
1068100	680
1068105	673
1068400	680
1068500	680
1069000	680
1069100	680
1069200	666

List Number	Page No.
1069300	680
1069400	680
1070000	690
1071800	667
1071808	667
1071900	667
1072800	680
1072801	680
1072900	680
1072901	680
1073400	680
1073401	680
1073500	680
1073501	680
1074000	680
1074001	680
1074100	680
1074101	680
1074300	680
1074301	680
1074400	680
1074401	680
1080000	629
1100000	661
1100008	661
1100100	661
1100108	661
1100200	661
1100208	661
1100400	661
1100500	661
1100700	662
1100800	662
1101000	662
1101100	662
1101300	662
1101400	662
1101600	663
1101700	663
1101708	663
1102500	664
1102600	664
1102800	664
1102900	664
1103700	665
1104000	665
1105200	666
1105208	666
1110000	661
1110008	661
1110100	661
1110108	661
1110200	661
1110208	661
1110400	661
1110500	661
1110508	661
1110700	662
1110708	662
1110800	662
1111000	662
1111100	662
1111108	662
1111300	662
1111400	662
1111600	663
1111608	663
1111700	663
1112200	663
1112500	664
1112600	664
1113400	664
1113700	665
1114000	665
1114900	666
1115200	666

List Number	Page No.
1115800	666
1116100	667
1116700	667
1116708	667
1120000	661
1120001	661
1120008	661
1120100	661
1120101	661
1120105	661
1120108	661
1120200	661
1120201	661
1120208	661
1120300	661
1120308	661
1120400	661
1120401	661
1120405	661
1120408	661
1120500	661
1120501	661
1120508	661
1120600	662
1120601	662
1120608	662
1120700	662
1120701	662
1120705	662
1120708	662
1120800	662
1120801	662
1120808	662
1120900	662
1120901	662
1120908	662
1121000	662
1121001	662
1121005	662
1121008	662
1121100	662
1121101	662
1121108	662
1121200	662
1121201	662
1121208	662
1121300	662
1121301	662
1121305	662
1121308	662
1121400	662
1121401	662
1121408	662
1121500	663
1121501	663
1121508	663
1121600	663
1121601	663
1121605	663
1121608	663
1121700	663
1121701	663
1121708	663
1121800	663
1121808	663
1121900	663
1121908	663
1122000	663
1122008	663
1122100	663
1122101	663
1122108	663
1122200	663
1122201	663
1122205	663
1122208	663

List Number	Page No.
1122300	663
1122301	663
1122308	663
1122400	664
1122401	664
1122408	664
1122500	664
1122501	664
1122505	664
1122508	664
1122600	664
1122601	664
1122608	664
1122700	664
1122701	664
1122708	664
1122800	664
1122801	664
1122805	664
1122808	664
1122900	664
1122901	664
1122908	664
1123000	664
1123001	664
1123008	664
1123100	664
1123101	664
1123108	664
1123200	664
1123201	664
1123208	664
1123300	664
1123301	665
1123308	665
1123400	664
1123401	664
1123408	664
1123500	664
1123501	664
1123508	664
1123600	665
1123601	665
1123608	665
1123700	665
1123701	665
1123705	665
1123708	665
1123800	665
1123801	665
1123808	665
1123900	665
1123901	665
1123908	665
1124000	665
1124001	665
1124005	665
1124008	665
1124100	665
1124101	665
1124108	665
1124200	665
1124300	665
1124308	665
1124400	665
1124408	665
1124500	666
1124508	666
1124600	665
1124608	665
1124700	665
1124708	665
1124800	666
1124808	666
1124900	666
1124901	666



List Number	Page No.	List Number	Page No.	List Number	Page No.	List Number	Page No.
1124905	666	1137100	667	1142300	663	1172500	679
1124908	666	1137101	667	1142308	663	1172501	679
1125000	666	1137108	667	1142500	664	1172505	679
1125001	666	1137200	668	1142508	664	1172600	679
1125008	666	1137201	668	1142600	664	1172601	679
1125100	666	1137208	668	1142800	664	1172605	679
1125108	666	1137300	668	1142900	664	1172800	679
1125200	666	1137301	668	1142908	664	1180100	678
1125201	666	1137308	668	1143100	664	1180200	678
1125205	666	1137400	667	1143108	664	1180700	678
1125208	666	1137401	668	1143400	665	1180800	678
1125300	666	1137408	668	1143408	665	1181300	679
1125301	666	1137500	668	1143500	665	1181400	679
1125308	666	1137508	668	1143508	665	1195100	680
1125700	676	1137600	668	1143700	665	1195101	680
1125708	676	1137608	668	1143708	665	1195200	680
1125900	676	1137700	668	1143800	665	1195201	680
1125901	676	1137701	668	1143808	665	1195400	680
1125908	676	1137708	668	1144000	665	1195401	680
1130400	661	1137800	668	1144008	665	1195500	680
1130500	661	1137808	668	1144100	665	1195501	680
1131000	662	1137900	668	1144108	665	1195700	681
1131100	662	1137901	668	1144900	666	1195800	681
1131108	662	1137908	668	1144908	666	1200000	610
1131600	663	1138000	668	1145000	666	1200001	610
1131608	663	1138001	668	1145008	666	1200008	610
1131700	663	1138008	668	1145200	666	1200100	617
1131708	663	1138100	668	1145208	666	1200200	610
1135400	666	1138101	668	1145300	666	1200201	610
1135408	666	1138200	668	1145308	666	1200208	610
1135500	666	1138208	668	1145500	666	1200400	610
1135501	666	1138300	668	1145508	666	1200401	610
1135505	666	1138308	668	1145800	667	1200408	610
1135508	666	1138400	668	1145808	667	1200500	617
1135600	666	1138401	668	1146100	667	1200600	610
1135601	666	1138408	668	1146108	667	1200605	610
1135608	666	1138500	668	1160100	678	1200608	610
1135700	667	1138501	668	1160700	678	1200700	617
1135708	667	1138508	668	1161300	679	1200800	610
1135800	666	1138600	668	1165100	678	1200808	610
1135801	666	1138601	668	1170100	678	1200900	617
1135805	667	1138608	668	1170101	678	1201000	610
1135808	667	1138700	668	1170105	678	1201008	610
1135900	666	1138701	668	1170200	678	1201200	610
1135901	666	1138708	668	1170201	678	1201208	610
1135908	666	1138800	668	1170205	678	1201400	611
1136000	667	1138801	668	1170400	678	1201405	611
1136001	667	1138808	668	1170401	678	1201408	611
1136008	667	1138900	668	1170405	678	1201600	611
1136100	667	1138901	668	1170500	678	1202000	611
1136101	667	1138908	668	1170501	678	1202008	611
1136105	667	1139000	669	1170505	678	1202400	611
1136108	667	1139001	669	1170700	678	1202405	611
1136200	667	1139008	669	1170705	678	1202408	611
1136201	667	1139100	668	1170800	678	1202600	612
1136208	667	1139101	668	1171000	679	1202800	612
1136300	667	1139108	669	1171001	679	1202805	612
1136308	667	1139200	668	1171005	679	1202808	612
1136400	667	1139201	668	1171100	678	1203200	612
1136408	667	1139208	668	1171101	678	1203208	612
1136500	667	1140100	661	1171105	678	1203400	612
1136508	667	1140108	661	1171300	679	1203405	612
1136600	667	1140200	661	1171301	679	1203408	612
1136601	667	1140208	661	1171305	679	1203800	612
1136608	667	1140700	662	1171400	679	1203805	612
1136700	667	1140708	662	1171401	679	1203808	612
1136701	667	1140800	662	1171405	679	1204200	613
1136708	667	1140808	662	1171600	679	1205000	610
1136800	667	1141300	663	1171601	679	1205001	610
1136801	667	1141308	663	1171605	679	1205005	610
1136808	667	1141400	662	1171700	679	1205008	610
1136900	667	1141408	663	1171701	679	1205200	610
1136908	667	1141900	663	1171705	679	1205201	610
1137000	667	1142000	663	1171900	679	1205208	610
1137001	667	1142200	663	1172000	679	1205300	617
1137008	667	1142208	663	1172200	679	1205400	610

ABOUT OSG

DRILLING

THREADING

MILLING

HOLDERS

INDEX





EDP Numerical Index

ABOUT OSG

DRILLING

THREADING

MILLING

HOLDERS

INDEX

List Number	Page No.
1205401	610
1205405	610
1205408	610
1205500	617
1205600	610
1205601	610
1205605	610
1205608	610
1205700	617
1205701	617
1205800	610
1205801	610
1205805	610
1205808	610
1206000	610
1206001	610
1206005	610
1206008	610
1206100	617
1206101	617
1206200	611
1206201	611
1206205	611
1206208	611
1206300	617
1206400	611
1206401	611
1206405	611
1206408	611
1206500	617
1206501	617
1206600	611
1206601	611
1206605	611
1206608	611
1206700	617
1206800	611
1206801	611
1207000	611
1207001	611
1207005	611
1207008	611
1207100	617
1207101	617
1207200	611
1207201	611
1207205	611
1207208	611
1207300	617
1207400	611
1207401	611
1207405	611
1207408	611
1207500	617
1207600	612
1207601	612
1207605	612
1207608	612
1207700	617
1207701	617
1207800	612
1207801	612
1207805	612
1207808	612
1207900	617
1208200	612
1208201	612
1208205	612
1208208	612
1208300	617
1208400	612
1208401	612
1208405	612
1208408	612
1208500	617
1208800	613

List Number	Page No.
1208801	613
1208808	613
1208900	617
1210000	610
1210001	610
1210008	610
1210600	610
1210601	610
1210608	610
1211000	610
1211001	610
1211008	610
1211400	611
1211401	611
1211408	611
1212400	611
1212401	611
1212405	611
1212408	611
1212500	617
1212501	617
1212608	611
1212800	612
1212801	612
1212805	612
1212808	612
1212900	617
1212901	617
1213201	612
1213400	612
1213401	612
1213405	612
1213408	612
1213500	617
1213501	617
1213601	612
1213800	613
1213801	613
1213805	613
1213808	613
1213900	617
1213901	617
1214001	613
1214200	613
1214201	613
1214205	613
1214208	613
1214300	617
1214301	617
1214400	613
1214401	613
1214405	613
1214408	613
1214500	617
1214501	617
1214700	617
1215600	610
1215601	610
1215608	610
1216400	611
1216401	611
1216408	611
1217400	612
1217401	612
1217408	612
1217800	612
1217801	612
1217808	612
1218800	613
1218801	613
1218808	613
1220000	613
1220001	613
1220005	613
1220008	613
1220400	613

List Number	Page No.
1220408	613
1220800	614
1220805	614
1220808	614
1221200	614
1221208	614
1221600	614
1221608	614
1221800	615
1221808	615
1222400	615
1222408	615
1222600	615
1222608	615
1225000	613
1225001	613
1225005	613
1225008	613
1225400	613
1225405	613
1225408	613
1225500	617
1225600	613
1225605	614
1225608	614
1225800	614
1225805	614
1225808	614
1226200	614
1226205	614
1226208	614
1226400	614
1226405	614
1226408	614
1226600	614
1226601	614
1226605	614
1226608	614
1226800	615
1226805	615
1226808	615
1227000	615
1227008	615
1227200	615
1227208	615
1227400	615
1227405	615
1227408	615
1227600	616
1227608	616
1230000	613
1230001	613
1230005	613
1230008	613
1230100	617
1230101	617
1230200	613
1230201	613
1230205	613
1230208	613
1230400	614
1230401	614
1230405	614
1230408	614
1230500	618
1230501	618
1230800	614
1230801	614
1230805	614
1230808	614
1230900	618
1230901	618
1231000	614
1231001	614
1231005	614
1231008	614

List Number	Page No.
1231200	614
1231201	614
1231205	614
1231208	614
1231300	618
1231301	618
1231600	614
1231601	614
1231605	615
1231608	615
1231700	618
1231701	618
1231800	615
1231801	615
1231805	615
1231808	615
1232000	615
1232001	615
1232005	615
1232008	615
1232100	618
1232200	615
1232201	615
1232205	615
1232208	615
1232400	615
1232401	615
1232405	615
1232408	615
1232600	616
1232601	616
1232605	616
1232608	616
1233200	616
1233201	616
1233208	616
1233400	616
1233401	616
1233405	616
1233408	616
1233600	616
1233601	616
1233605	616
1233608	616
1233800	616
1233801	616
1233808	616
1235400	614
1235408	614
1235600	614
1235608	614
1236200	614
1236208	614
1236400	614
1236408	614
1236500	618
1236800	615
1236805	615
1236808	615
1240000	613
1240001	613
1240005	613
1240008	613
1240200	613
1240208	613
1240800	614
1240805	614
1240808	614
1241000	614
1241001	614
1241005	614
1241008	614
1241600	615
1241601	615
1241605	615



List Number	Page No.	List Number	Page No.	List Number	Page No.	List Number	Page No.
1241608	615	1293901	627	1310200	742	1313200	744
1242000	615	1294000	627	1310201	742	1313201	744
1242005	615	1294100	627	1310205	742	1313208	744
1242008	615	1294200	627	1310208	742	1313300	744
1242200	615	1294201	627	1310300	742	1313301	744
1242205	615	1294300	627	1310301	742	1313308	744
1242208	615	1294301	627	1310305	742	1313400	744
1242400	615	1294400	627	1310308	742	1313401	744
1242405	615	1294401	627	1310400	742	1313408	744
1242408	615	1294500	627	1310401	742	1313500	744
1242600	616	1294501	627	1310405	742	1313501	744
1242608	616	1294600	627	1310408	742	1313508	744
1243200	616	1294601	627	1310500	742	1315100	745
1243205	616	1294700	627	1310501	742	1315101	745
1243208	616	1294701	627	1310505	742	1315108	745
1243600	616	1294800	627	1310508	742	1315200	745
1243605	616	1294801	627	1310600	742	1315201	745
1243608	616	1294900	627	1310601	742	1315208	745
1250500	747	1294901	627	1310605	742	1315300	745
1250501	747	1295000	627	1310608	742	1315301	745
1250508	747	1295001	627	1310700	742	1315308	745
1250600	747	1295100	627	1310701	742	1315400	745
1250601	747	1295101	627	1310705	742	1315401	745
1250608	747	1295200	627	1310708	742	1315408	745
1251300	747	1295300	627	1310800	742	1315500	745
1251301	747	1295301	627	1310801	742	1315501	745
1251308	747	1295400	627	1310808	742	1315508	745
1251400	747	1295401	627	1310900	742	1315600	745
1251401	747	1295500	627	1310901	742	1315601	745
1251408	747	1295501	627	1310908	742	1315608	745
1251700	747	1295600	627	1311000	742	1315700	745
1251701	747	1295701	627	1311001	742	1315701	745
1251708	747	1295801	627	1311008	742	1315708	745
1251800	747	1296000	550	1311100	743	1315800	746
1251801	747	1296100	550	1311200	743	1315801	746
1251808	747	1296200	550	1311300	745	1315808	746
1252100	747	1296300	550	1311301	745	1315900	746
1252101	747	1296400	550	1311308	745	1315901	746
1252108	747	1296500	550	1311400	743	1315908	746
1252200	747	1296600	550	1311500	743	1316000	746
1252201	747	1296700	550	1311600	743	1316001	746
1252208	747	1296800	550	1311700	745	1320000	629
1252500	747	1296900	550	1311701	745	1322000	690
1252501	747	1297000	550	1311708	745	1330100	750
1252508	747	1297100	550	1311800	743	1330101	750
1252600	747	1297200	550	1312100	745	1330200	750
1252601	747	1297300	550	1312101	745	1330201	750
1252608	747	1297400	550	1312108	745	1330300	750
1252900	747	1297500	550	1312500	744	1330301	750
1252901	747	1297600	550	1312501	744	1330400	750
1252908	747	1297700	550	1312505	744	1330401	750
1253000	747	1297800	550	1312508	744	1330500	750
1253001	747	1297900	550	1312600	744	1330501	750
1253008	747	1298000	550	1312601	744	1330600	750
1290001	689	1298100	550	1312605	744	1330601	750
1290201	689	1298200	550	1312608	744	1330700	750
1290401	689	1298300	550	1312700	744	1330701	750
1290601	689	1298400	550	1312701	744	1332600	750
1290801	689	1298500	550	1312705	744	1332601	750
1291001	689	1298600	550	1312708	744	1332700	750
1291201	689	1298700	550	1312800	744	1332701	750
1291401	689	1298800	550	1312801	744	1332800	750
1291601	689	1298900	550	1312805	744	1332801	750
1292001	689	1299000	550	1312808	744	1332900	750
1292201	689	1299100	550	1312900	744	1332901	750
1292401	689	1299200	550	1312901	744	1333000	750
1292601	689	1299300	550	1312905	744	1333001	750
1292801	689	1299401	627	1312908	744	1333100	750
1293001	689	1310000	742	1313000	744	1333101	750
1293201	689	1310001	742	1313001	744	1333200	750
1293301	627	1310005	742	1313005	744	1333201	750
1293401	689	1310008	742	1313008	744	1351120	755
1293501	627	1310100	742	1313100	744	1406000	543
1293601	689	1310101	742	1313101	744	1406100	543
1293701	627	1310105	742	1313105	744	1406400	543
1293801	689	1310108	742	1313108	744	1406401	543

ABOUT OSG

DRILLING

THREADING

MILLING

HOLDERS

INDEX





EDP Numerical Index

ABOUT OSG

DRILLING

THREADING

MILLING

HOLDERS

INDEX

List Number	Page No.
1406405	543
1406408	543
1406500	543
1406501	543
1406505	543
1406508	543
1407000	543
1407008	543
1407100	543
1407108	543
1412400	543
1412401	543
1412405	543
1412408	543
1412500	543
1412501	543
1412505	543
1412508	543
1412800	543
1412805	543
1412808	543
1412900	543
1412901	543
1412905	543
1412908	543
1413200	544
1413205	544
1413208	544
1413300	543
1413301	543
1413305	543
1413308	543
1413400	544
1413405	544
1413408	544
1413500	544
1413501	544
1413505	544
1413508	544
1413600	544
1413700	544
1413701	544
1413708	544
1430000	544
1430001	544
1430005	544
1430008	544
1430100	544
1430101	544
1430105	544
1430108	544
1430200	544
1430205	544
1430208	544
1430300	544
1430305	544
1430308	544
1430400	544
1430401	544
1430405	544
1430408	544
1430500	544
1430501	544
1430505	544
1430508	544
1430600	545
1430605	545
1430608	545
1430700	544
1430705	545
1430708	544
1430800	545
1430801	545
1430805	545
1430808	545
1430900	545

List Number	Page No.
1430901	545
1430905	545
1430908	545
1431000	545
1431005	545
1431008	545
1431100	545
1431105	545
1431108	545
1431200	545
1431205	545
1431208	545
1431300	545
1431305	545
1431308	545
1431600	545
1431605	545
1431608	545
1431700	545
1431705	545
1431708	545
1432000	545
1432001	545
1432005	545
1432008	545
1432100	545
1432101	545
1432105	545
1432108	545
1432400	546
1432405	546
1432408	546
1432500	546
1432505	546
1432508	546
1432800	546
1432808	546
1432900	546
1432905	546
1432908	546
1433200	546
1433208	546
1433300	546
1433305	546
1433308	546
1433600	546
1433605	546
1433608	546
1433700	546
1433705	546
1433708	546
1434000	546
1434008	546
1434100	546
1434105	546
1434108	546
1590000	621
1590001	621
1590008	621
1590100	676
1590101	676
1590108	676
1590200	621
1590201	621
1590208	621
1590300	676
1590301	676
1590308	676
1590700	676
1590701	676
1590708	676
1590800	621
1590801	621
1590808	621
1591100	676
1591108	676

List Number	Page No.
1591200	621
1591208	621
1591300	676
1591308	676
1591500	676
1591508	676
1591600	621
1591601	621
1591608	621
1591800	621
1591801	621
1591808	621
1591900	676
1592000	621
1592001	621
1592008	621
1592100	676
1592400	621
1592401	621
1592408	621
1592500	676
1592508	676
1592600	621
1592601	621
1592608	621
1592700	676
1592708	676
1592800	621
1592801	621
1592808	621
1593200	621
1593201	622
1593208	622
1593400	621
1593401	621
1593408	621
1593500	677
1593600	621
1593601	621
1593608	621
1593700	676
1593708	676
1593800	622
1593801	622
1593808	622
1594000	621
1594001	621
1594008	621
1594200	621
1594201	621
1594208	621
1594300	677
1594700	676
1594701	676
1594900	677
1595100	677
1595101	677
1600007	658
1600107	658
1600207	658
1600307	658
1600407	658
1600507	658
1600607	658
1600707	658
1600807	658
1600907	658
1601007	658
1601107	658
1601207	658
1601307	658
1601407	658
1601507	658
1601607	658
1601707	658
1601807	658

List Number	Page No.
1601907	658
1602007	658
1602107	658
1602207	658
1602307	658
1602407	658
1602507	658
1602607	658
1602707	658
1602807	658
1602907	658
1603007	658
1603107	658
1603207	658
1603307	658
1603407	658
1603507	658
1603607	658
1603707	658
1603807	658
1603907	658
1604007	658
1604107	658
1604207	658
1604307	658
1604407	658
1604507	658
1604607	658
1604707	658
1604807	658
1604907	659
1605007	659
1605207	658
1605400	619
1605401	619
1606000	619
1608107	660
1608207	660
1608307	660
1608407	660
1608507	660
1608607	660
1608707	660
1608807	660
1611400	619
1611401	619
1611800	619
1611801	619
1612200	619
1612201	619
1612400	619
1612401	619
1612600	619
1612601	619
1630000	619
1630001	619
1630400	619
1630800	619
1631600	619
1650100	693
1650200	693
1650300	693
1650400	693
1650500	693
1650600	693
1650700	693
1650800	693
1650900	693
1651000	693
1651100	693
1651200	693
1660100	693
1660200	693
1660300	693
1660400	693
1660500	693



List Number	Page No.	List Number	Page No.	List Number	Page No.	List Number	Page No.
1660600	693	1692300	692	1704208	495	1709101	491
1660700	693	1700201	568	1704301	495	1709108	491
1660800	693	1700208	568	1704308	495	1709201	491
1660900	693	1700301	568	1704401	495	1709301	491
1661000	693	1700308	568	1704408	495	1709308	491
1661100	693	1700401	568	1704501	495	1709401	491
1661200	693	1700408	568	1704508	495	1709501	491
1661300	693	1700501	568	1704601	495	1709508	491
1661400	693	1700508	569	1704608	496	1709601	491
1661500	693	1700601	569	1704701	496	1709701	491
1661600	693	1700608	569	1704708	496	1709708	491
1661700	693	1700701	569	1704801	496	1709801	491
1661800	693	1700708	569	1704808	496	1709901	491
1661900	693	1700801	569	1704901	496	1709908	491
1662000	693	1700808	569	1704908	496	1710001	492
1662100	693	1700901	569	1705001	496	1710101	492
1662200	693	1700908	569	1705008	496	1710108	492
1662300	693	1701001	569	1705101	496	1710201	492
1662400	693	1701008	569	1705108	496	1710301	492
1662500	693	1701101	569	1705501	497	1710401	492
1662600	693	1701108	569	1705508	497	1710501	492
1662700	693	1701201	569	1705601	497	1710508	492
1662800	693	1701208	569	1705608	497	1710601	492
1663300	693	1701301	569	1705701	497	1710701	492
1663400	693	1701308	569	1705708	497	1710801	492
1663500	694	1701401	569	1705801	497	1710901	492
1663600	694	1701408	569	1705808	497	1711001	492
1663700	694	1701501	569	1705901	497	1711101	492
1663800	694	1701508	569	1705908	497	1711201	492
1663900	694	1701601	569	1706001	497	1711301	492
1664000	694	1701608	569	1706008	497	1711401	492
1664100	694	1701701	569	1706101	497	1711501	492
1664200	694	1701708	569	1706108	497	1711601	492
1664300	694	1701801	569	1706201	497	1711701	492
1664400	694	1701808	569	1706208	497	1712401	720
1670100	682	1702201	570	1706301	565	1712408	720
1670200	682	1702208	570	1706308	565	1712501	720
1680100	682	1702301	570	1706401	565	1712508	720
1680200	682	1702308	570	1706501	565	1712601	720
1680300	682	1702401	570	1706508	565	1712608	720
1680400	682	1702408	570	1706601	565	1712701	720
1680500	682	1702501	570	1706701	565	1712708	720
1680600	682	1702508	570	1706708	565	1712801	720
1680700	682	1702601	570	1706801	565	1712808	720
1680800	682	1702608	570	1706901	565	1712901	720
1680900	682	1702701	570	1706908	565	1712908	720
1681000	682	1702708	570	1707001	565	1713001	720
1681100	682	1702801	570	1707101	565	1713008	720
1681200	682	1702808	570	1707108	565	1713101	720
1681300	682	1702901	570	1707201	565	1713108	720
1681400	682	1702908	570	1707301	565	1713201	720
1681500	682	1703001	494	1707308	565	1713208	720
1681600	682	1703008	494	1707401	565	1713301	720
1681700	682	1703101	494	1707501	565	1713308	720
1681800	682	1703108	494	1707508	565	1713401	720
1681900	682	1703201	494	1707601	565	1713408	720
1682000	682	1703208	495	1707701	565	1713501	704
1682100	682	1703301	495	1707708	565	1713601	704
1682200	682	1703308	495	1707801	565	1713701	704
1682300	682	1703401	495	1707901	565	1713801	704
1682400	682	1703408	495	1707908	565	1713901	704
1682500	682	1703501	495	1708001	565	1714001	704
1682600	682	1703508	495	1708101	565	1714101	704
1690100	692	1703601	495	1708108	565	1714201	704
1690200	692	1703608	495	1708201	566	1714301	705
1690400	692	1703701	495	1708301	566	1714401	705
1690500	692	1703708	495	1708401	566	1714501	705
1690700	692	1703801	495	1708501	566	1714601	716
1690800	692	1703808	495	1708508	566	1714608	716
1691000	692	1703901	495	1708601	566	1714701	716
1691100	692	1703908	495	1708701	566	1714708	716
1691300	692	1704001	495	1708708	566	1714801	716
1691400	692	1704008	495	1708801	566	1714808	716
1691600	692	1704101	495	1708901	566	1714901	716
1691700	692	1704108	495	1708908	566	1714908	716
1692200	692	1704201	495	1709001	566	1715001	716

ABOUT OSG

DRILLING

THREADING

MILLING

HOLDERS

INDEX





EDP Numerical Index

ABOUT OSG

DRILLING

THREADING

MILLING

HOLDERS

INDEX

List Number	Page No.
1715008	716
1715101	716
1715108	716
1715201	716
1715208	716
1715301	716
1715308	716
1715401	716
1715408	716
1715501	716
1715508	716
1715601	716
1715608	716
1715701	700
1715708	700
1715801	700
1715808	700
1715901	700
1715908	700
1716001	700
1716008	700
1716101	700
1716108	700
1716201	700
1716208	700
1716301	700
1716308	700
1716401	700
1716408	700
1716501	700
1716508	700
1716601	700
1716608	700
1716701	700
1716708	700
1717201	566
1717301	566
1717401	566
1717501	566
1717601	566
1717701	566
1717801	566
1717901	566
1718001	566
1718101	566
1718201	566
1718301	566
1718401	566
1719001	491
1719008	491
1719101	491
1719501	491
1719508	491
1719601	491
1719701	491
1719708	491
1719801	491
1719901	491
1719908	491
1720001	491
1720101	492
1720108	492
1720201	492
1720301	492
1720401	492
1720501	492
1720508	492
1720601	492
1720701	491
1720800	620
1720805	620
1721200	620
1721205	620
1721600	620
1721800	620
1721805	620

List Number	Page No.
1722001	500
1722008	500
1722201	500
1722208	500
1722301	501
1722308	501
1722501	501
1722508	501
1722601	501
1722608	501
1722701	502
1722708	502
1722801	502
1722808	502
1722901	502
1722908	502
1723001	502
1723008	502
1723101	502
1723108	502
1723201	503
1723208	503
1723301	503
1723308	503
1723401	503
1723408	503
1723501	503
1723508	503
1724201	500
1724208	500
1724301	500
1724308	500
1724501	501
1724508	501
1724601	501
1724608	501
1725001	575
1725005	575
1725008	575
1725101	575
1725105	575
1725108	575
1725201	576
1725205	576
1725208	576
1725301	576
1725305	576
1725308	576
1725401	576
1725405	576
1725408	576
1725501	573
1725601	573
1725801	573
1726001	503
1726008	503
1726101	503
1726108	503
1726201	504
1726208	504
1726301	504
1726308	504
1726401	504
1726408	504
1726801	573
1726901	573
1727001	573
1727101	573
1727201	573
1727301	573
1727401	573
1727501	573
1727601	573
1727701	573
1727801	574
1727901	574

List Number	Page No.
1728001	574
1728101	574
1728201	574
1728301	574
1728401	574
1728501	574
1728601	574
1728701	574
1728801	574
1728901	574
1729001	574
1729101	574
1729201	575
1729301	575
1729401	575
1729501	575
1729601	575
1729701	575
1729801	575
1729901	576
1730001	573
1730005	573
1730008	573
1730101	573
1730108	573
1730201	573
1730208	573
1730301	573
1730305	573
1730308	573
1730401	574
1730405	574
1730408	574
1730501	574
1730505	574
1730508	574
1730601	574
1730605	574
1730608	574
1730701	574
1730705	574
1730708	574
1730801	574
1730805	574
1730808	574
1730901	574
1730905	574
1730908	574
1731001	574
1731005	574
1731008	574
1731101	575
1731105	575
1731108	575
1731201	575
1731205	575
1731208	575
1731301	575
1731305	575
1731308	575
1731401	575
1731405	575
1731408	575
1731501	575
1731505	575
1731508	575
1731601	575
1731605	575
1731608	575
1731701	575
1731705	575
1731708	575
1731801	576
1731805	576
1731808	576
1731901	576

List Number	Page No.
1731905	576
1731908	576
1732001	500
1732008	500
1732101	500
1732108	500
1732201	500
1732205	500
1732208	500
1732301	500
1732305	500
1732308	500
1732401	501
1732405	501
1732408	501
1732501	501
1732505	501
1732508	501
1732601	501
1732605	501
1732608	501
1732701	502
1732705	502
1732708	502
1732801	502
1732805	502
1732808	502
1732901	502
1732905	502
1732908	502
1733001	502
1733005	502
1733008	502
1733101	502
1733105	502
1733108	502
1733201	502
1733205	503
1733208	503
1733301	503
1733305	503
1733308	503
1733401	503
1733405	503
1733408	503
1733501	503
1733505	503
1733508	503
1733601	504
1733608	504
1733701	504
1733708	504
1733801	504
1733805	504
1733808	504
1733901	504
1733905	504
1733908	504
1734000	644
1734100	644
1734200	644
1734300	644
1734400	644
1734500	644
1734601	573
1734608	573
1734701	573
1734708	573
1734801	573
1734808	573
1734901	573
1734908	573
1735001	737
1735005	737
1735101	737
1735105	737



List Number	Page No.	List Number	Page No.	List Number	Page No.	List Number	Page No.
1735201	737	1739805	573	1749105	504	1754108	494
1735205	737	1739808	573	1749108	504	1754201	494
1735301	737	1739905	738	1749201	504	1754208	494
1735305	737	1740005	581	1749301	504	1754301	494
1735401	737	1740105	581	1749401	501	1754308	494
1735405	737	1740205	581	1749501	501	1754401	494
1735501	737	1740305	581	1749601	501	1754408	494
1735505	737	1740405	581	1749701	501	1754501	494
1735601	737	1740505	581	1749801	501	1754508	494
1735701	737	1740605	581	1749901	503	1754601	494
1735801	573	1740705	581	1749905	503	1754608	494
1735808	573	1740805	581	1749908	503	1754701	494
1735901	573	1740905	581	1750001	503	1754708	494
1735908	573	1741005	581	1750101	577	1754801	494
1736000	741	1741105	581	1750108	577	1754808	494
1736100	741	1741205	581	1750401	577	1754901	494
1736200	741	1741305	581	1750405	577	1754908	494
1736300	741	1741405	581	1750408	577	1755001	505
1736400	741	1741505	581	1750701	577	1755101	505
1736501	574	1741605	581	1750705	577	1755201	505
1736508	574	1741705	581	1750708	577	1755301	505
1736601	574	1741805	581	1751001	577	1755401	505
1736608	574	1741905	581	1751005	577	1755405	505
1736701	574	1742005	581	1751008	577	1755408	505
1736708	574	1742105	581	1751301	577	1755501	505
1736801	574	1742205	581	1751305	577	1755601	505
1736808	574	1742305	581	1751308	577	1755701	505
1736901	574	1742405	581	1751601	577	1755705	505
1736908	574	1742505	581	1751605	577	1755708	505
1737001	575	1742605	581	1751608	577	1755801	505
1737008	575	1742705	581	1751901	577	1755901	505
1737101	573	1742805	581	1751905	577	1756001	505
1737108	573	1742905	581	1751908	577	1756005	505
1737201	573	1744605	738	1752001	494	1756008	505
1737208	573	1744805	737	1752008	494	1756101	505
1737301	574	1744905	737	1752101	494	1756201	505
1737308	574	1745000	644	1752108	494	1756301	505
1737401	574	1745100	644	1752201	494	1756305	505
1737408	574	1745200	644	1752208	494	1756308	505
1737501	738	1745300	644	1752301	494	1756501	505
1737505	738	1745400	644	1752308	494	1756601	505
1737601	738	1745500	644	1752401	494	1756605	505
1737605	738	1745600	644	1752408	494	1756608	505
1737701	738	1745701	505	1752501	494	1756801	505
1737705	738	1745801	505	1752508	494	1756901	505
1737801	738	1745901	505	1752601	495	1756905	505
1737805	738	1746001	505	1752608	495	1756908	505
1737901	738	1746101	505	1752701	495	1757001	568
1737905	738	1746201	505	1752708	495	1757008	568
1738001	738	1746301	505	1752801	495	1757101	568
1738005	738	1746401	505	1752808	495	1757108	568
1738101	738	1746501	505	1752901	495	1757201	568
1738201	738	1746601	505	1752908	495	1757208	568
1738301	574	1746701	500	1753001	495	1757301	568
1738308	574	1746801	500	1753008	495	1757308	568
1738401	575	1746901	500	1753101	495	1757401	568
1738408	575	1747001	500	1753108	495	1757408	568
1738501	575	1747101	501	1753201	496	1757501	568
1738508	575	1747201	501	1753208	496	1757508	568
1738601	575	1747301	501	1753301	496	1757601	568
1738608	575	1747401	501	1753308	496	1757608	568
1738701	575	1747501	501	1753401	496	1757701	568
1738708	575	1747601	501	1753408	496	1757708	568
1738801	575	1747701	501	1753501	496	1757801	569
1738808	575	1748001	500	1753508	496	1757808	569
1738901	575	1748101	500	1753601	496	1757901	569
1738908	575	1748201	500	1753608	496	1757908	569
1739000	644	1748301	500	1753701	496	1758001	569
1739100	644	1748401	500	1753708	496	1758008	569
1739200	644	1748501	500	1753801	496	1758101	569
1739300	644	1748601	500	1753808	496	1758108	569
1739400	644	1748701	500	1753901	496	1758201	569
1739500	644	1748801	500	1753908	496	1758208	569
1739600	644	1748901	500	1754001	494	1758301	569
1739700	644	1749001	504	1754008	494	1758308	569
1739801	573	1749101	504	1754101	494	1758401	569

ABOUT OSG

DRILLING

THREADING

MILLING

HOLDERS

INDEX





EDP Numerical Index

ABOUT OSG

DRILLING

THREADING

MILLING

HOLDERS

INDEX

List Number	Page No.
1758408	569
1758501	569
1758508	569
1758601	569
1758608	569
1758701	569
1758708	569
1758801	569
1758808	569
1758901	569
1758908	569
1759001	568
1759008	568
1759101	568
1759108	568
1759201	568
1759208	568
1759301	568
1759308	568
1759401	568
1759408	568
1759501	568
1759508	568
1759601	568
1759608	568
1759701	568
1759708	568
1759801	568
1759808	568
1759901	568
1759908	568
1760001	568
1760008	568
1760101	568
1760108	568
1760201	568
1760208	568
1760301	568
1760308	568
1760401	568
1760408	568
1760501	568
1760508	568
1760601	568
1760608	568
1761701	503
1761801	502
1761905	504
1761908	504
1762001	504
1762101	504
1762201	502
1762301	503
1762305	503
1762308	503
1762401	503
1762501	503
1762601	501
1762701	501
1762801	503
1762901	502
1763001	502
1763101	502
1763201	502
1763301	502
1763401	501
1763501	502
1763601	502
1763701	502
1763801	502
1763901	500
1763905	500
1763908	500
1764001	580
1764101	580
1764201	580

List Number	Page No.
1764301	580
1764401	580
1764501	580
1764601	580
1764701	580
1764801	580
1764901	580
1765001	580
1765101	580
1765201	580
1765301	580
1765401	580
1765501	580
1765601	580
1765701	580
1765801	580
1765901	580
1766001	580
1766101	508
1766201	580
1766301	508
1766501	508
1766701	508
1766901	508
1767101	508
1767301	508
1767501	508
1767701	508
1767901	508
1768101	508
1768301	508
1768501	508
1768601	508
1768701	508
1768801	508
1768901	508
1769001	508
1769101	508
1769201	508
1769301	508
1770001	491
1770101	491
1770201	491
1770301	491
1770401	491
1770501	491
1770601	491
1770701	491
1770801	492
1770901	492
1771001	492
1771101	492
1771201	491
1771301	492
1771401	491
1771501	565
1771601	565
1771701	565
1771801	565
1771901	565
1772001	565
1772101	565
1772201	565
1772301	565
1772401	565
1772501	566
1772601	577
1772701	577
1772801	577
1772901	577
1773001	577
1773101	577
1773201	577
1773301	577
1773401	577
1773501	577

List Number	Page No.
1776201	565
1776208	565
1776301	565
1776401	574
1776408	574
1804000	728
1804100	728
1805600	728
1805700	728
1805800	728
1805900	728
1806600	728
1806700	728
1810400	728
1810500	728
1810800	728
1810900	728
1811400	728
1811500	728
1812000	728
1812100	728
1812400	728
1812500	728
1812800	728
1812900	728
1813200	729
1813400	729
1813500	729
1813600	729
1813800	729
1813900	729
1820400	725
1824000	725
1824800	725
1825200	725
1825600	725
1825800	725
1826400	725
1826600	725
1830400	725
1830800	725
1832000	725
1832200	725
1929000	690
1966900	685
1970000	683
1970100	683
1970101	683
1970200	683
1970201	683
1970300	683
1970400	683
1970401	683
1970500	683
1970501	683
1970600	683
1970700	683
1970701	683
1970800	683
1970801	683
1970900	683
1971000	683
1971001	683
1971100	683
1971101	683
1971200	684
1971300	684
1971301	684
1971400	684
1971401	684
1971500	684
1971600	684
1971601	684
1971700	684
1971701	684
1971800	684

List Number	Page No.
1971900	684
1971901	684
1972000	684
1972001	684
1972200	683
1972201	683
1972300	683
1972301	683
1972500	683
1972501	683
1972600	683
1972601	683
1972800	683
1972801	683
1972900	683
1972901	683
1973100	683
1973101	683
1973200	683
1973201	683
1973400	684
1973401	684
1973500	683
1973501	684
1973700	684
1973701	684
1973800	684
1973801	684
1974000	684
1974001	684
1974100	684
1974101	684
1974300	684
1974301	684
1974400	684
1974401	684
1974600	684
1974700	684
1974900	684
1975000	684
1975100	684
1975200	684
1975201	684
1975300	684
1975500	684
1975501	684
1975600	684
1975601	684
1975700	684
1975800	684
1975801	684
1975900	684
1975901	684
1976100	685
1976200	684
1976201	684
1976400	685
1976401	685
1976500	685
1976700	685
1976800	685
1976801	685
1977000	685
1977001	685
1977100	685
1977101	685
1977200	685
1977300	683
1977400	683
1977500	685
1977600	684
1977700	684
1978000	685
1978200	685
1978300	685
1978400	685



List Number	Page No.	List Number	Page No.	List Number	Page No.	List Number	Page No.
1978600	685	1985508	547	2231201	509	2392505	512
1978700	685	1985700	547	2231601	509	2392605	512
1978800	683	1985705	547	2231801	509	2392805	512
1980100	624	1985708	547	2232001	509	2392905	512
1980101	624	1985800	547	2232201	509	2393005	512
1980105	624	1985801	547	2232401	509	2393205	512
1980108	624	1985808	547	2232601	509	2393405	512
1980400	624	1986000	547	2233201	509	2393605	512
1980401	624	1986005	547	2233401	509	2401103	655
1980405	624	1986008	547	2233601	509	2401203	655
1980408	624	1986100	547	2233801	509	2401503	655
1980700	624	1986101	547	2239201	509	2401603	655
1980701	624	1986108	547	2239601	509	2401903	655
1980705	624	1986300	547	2244001	509	2402303	655
1981000	624	1986305	547	2244401	509	2402403	655
1981001	624	1986308	547	2245001	509	2402703	655
1981005	624	1986400	547	2245601	509	2402803	655
1981008	624	1986401	547	2246201	509	2403203	655
1981300	624	1986408	547	2246801	509	2403603	655
1981301	624	1986600	547	2247201	509	2404303	655
1981305	624	1986605	547	2247601	509	2404403	655
1981308	624	1986608	547	2247701	509	2406303	655
1981400	624	1986700	547	2247901	509	2406403	655
1981401	624	1986701	547	2248001	509	2407503	656
1981500	624	1986708	547	2248201	509	2407603	655
1981600	624	1986900	547	2248301	509	2407903	656
1981601	624	1986905	547	2248501	509	2408003	656
1981605	624	1986908	547	2248601	509	2410203	657
1981608	624	1987000	547	2248701	509	2410303	657
1981900	624	1987001	547	2248801	509	2410603	657
1981901	624	1987008	547	2248901	509	2410803	657
1981905	624	2002100	610	2249001	509	2411103	657
1981908	624	2002108	610	2249101	509	2411203	657
1982000	624	2003100	620	2290401	510	2411603	657
1982001	624	2003300	611	2290601	510	2411703	657
1982100	624	2003308	611	2290801	510	2412103	657
1982101	624	2003900	611	2291001	510	2492800	655
1982200	624	2003905	612	2291401	510	2492900	655
1982201	624	2003908	611	2291701	510	2493000	655
1982300	624	2004200	612	2291801	510	2493100	655
1982301	624	2004208	612	2292101	510	2493203	655
1982400	624	2005000	612	2292201	510	2493303	655
1982401	624	2005005	612	2292301	510	2493403	655
1982500	624	2005008	612	2292501	510	2493503	655
1982501	624	2006000	613	2292601	510	2493603	655
1982600	624	2006008	613	2292801	510	2493703	655
1982601	624	2006500	612	2292901	510	2493803	655
1982700	624	2006508	612	2293001	510	2493903	655
1982701	624	2006600	612	2293201	510	2494003	655
1982800	624	2006605	612	2293401	510	2494103	655
1982801	624	2006608	612	2293601	510	2494203	655
1982900	624	2013000	616	2330005	511	2494303	655
1983000	624	2013005	616	2330405	511	2494403	655
1983001	624	2013008	616	2330805	511	2494503	655
1983100	624	2013400	616	2331205	511	2494603	655
1983101	625	2013405	616	2331605	511	2494703	655
1983200	625	2013408	616	2331805	511	2494803	655
1983201	625	2054000	690	2332005	511	2494903	657
1983300	625	2055000	690	2332205	511	2495003	657
1983400	625	2056000	629	2332405	511	2495103	657
1983401	625	2103000	627	2332605	511	2495203	657
1983500	625	2103600	627	2333005	511	2495303	657
1983600	625	2103800	627	2333205	511	2495403	657
1983700	625	2103801	627	2333405	511	2495503	657
1983800	624	2104400	627	2333605	511	2511401	582
1983900	625	2104401	627	2333805	511	2512401	582
1985100	547	2105200	627	2334005	511	2513401	582
1985105	547	2106000	627	2334205	511	2517801	582
1985200	547	2211401	509	2334405	511	2518801	582
1985201	547	2212401	509	2391005	512	2530001	582
1985208	547	2213401	509	2391405	512	2530401	582
1985400	547	2217801	509	2391705	512	2530801	582
1985405	547	2218801	509	2391805	512	2531201	582
1985408	547	2230001	509	2392105	512	2531601	582
1985500	547	2230401	509	2392205	512	2531801	582
1985501	547	2230801	509	2392305	512	2532001	582

ABOUT OSG

DRILLING

THREADING

MILLING

HOLDERS

INDEX





EDP Numerical Index

ABOUT OSG

DRILLING

THREADING

MILLING

HOLDERS

INDEX

List Number	Page No.
2532201	582
2532401	582
2532601	582
2533201	582
2533401	582
2533601	582
2533801	582
2590401	583
2590601	583
2590801	583
2591001	583
2591401	583
2591701	583
2591801	583
2592101	583
2592201	583
2592301	583
2592501	583
2592601	583
2592801	583
2592901	583
2593001	583
2593201	583
2593401	583
2593601	583
2630005	584
2630405	584
2630805	584
2631205	584
2631605	584
2631805	584
2632005	584
2632205	584
2632405	584
2632605	584
2633005	584
2633205	584
2633405	584
2633605	584
2633805	584
2634005	584
2634205	584
2634405	584
2691005	585
2691405	585
2691705	585
2691805	585
2692105	585
2692205	585
2692305	585
2692505	585
2692605	585
2692805	585
2692905	585
2693005	585
2693205	585
2693405	585
2693605	585
2700100	751
2700200	751
2700300	751
2700400	751
2700500	751
2700600	751
2700700	751
2700800	751
2701000	751
2701200	752
2701400	752
2701500	752
2702400	751
2702500	751
2702800	751
2702900	752
2703000	752
2703100	752

List Number	Page No.
2703200	752
2703300	752
2703400	752
2703500	752
2703600	752
2703700	752
2703800	752
2704100	751
2704300	752
2704500	752
2704600	752
2704800	752
2704900	752
2705000	752
2705100	752
2705200	752
2705300	752
2706100	751
2706300	752
2706500	752
2706600	752
2706800	752
2706900	752
2707000	752
2707100	752
2707200	752
2707300	752
2707400	752
2707500	752
2707600	752
2707700	752
2710000	751
2710100	752
2710400	752
2710500	752
2710700	752
2710800	752
2710900	752
2711000	752
2711100	752
2711200	752
2711300	752
2711400	752
2711500	752
2711600	752
2711700	752
2711800	752
2712000	752
2712100	753
2712200	753
2712300	753
2713400	752
2713800	752
2713900	753
2714000	753
2714100	753
2714200	753
2714300	753
2714400	753
2715000	753
2715100	753
2715200	753
2715300	753
2715400	753
2715500	753
2715600	753
2715700	753
2715800	753
2715900	753
2716000	753
2723000	751
2723300	751
2723400	751
2723500	751
2723700	751
2724000	751

List Number	Page No.
2724100	751
2724200	751
2724400	751
2724600	751
2724700	751
2726000	751
2726200	751
2726300	751
2726400	751
2726500	751
2726600	751
2726700	751
2726900	751
2727000	751
2727100	751
2727200	751
2727300	751
2727400	751
2727600	751
2727700	751
2727800	751
2728000	751
2728200	751
2728300	751
2728400	751
2728800	751
2729100	751
2729400	751
2729600	751
2729700	751
2734000	754
2734100	754
2734200	754
2734300	754
2734400	754
2734500	754
2734600	754
2805600	597
2805601	597
2805608	597
2806000	597
2806001	597
2806008	597
2806400	597
2806401	597
2806408	597
2807000	597
2807001	597
2807008	597
2807400	597
2807401	597
2807408	597
2807600	598
2807601	598
2807608	598
2807800	598
2807801	598
2807808	598
2808000	598
2808001	598
2808008	598
2808800	598
2808801	598
2808808	598
2809000	599
2809001	599
2809008	599
2809200	599
2809201	599
2809208	599
2809400	599
2809401	599
2809408	599
2809600	599
2809601	599
2809608	599

List Number	Page No.
2811400	597
2811401	597
2811408	597
2812400	597
2812401	597
2812408	597
2812500	597
2812501	597
2812508	597
2812800	598
2812801	598
2812808	598
2812900	598
2812901	598
2812908	598
2813400	598
2813401	598
2813408	598
2813800	598
2813801	598
2813808	598
2813900	598
2813901	598
2813908	598
2816300	597
2816301	597
2816308	597
2816400	597
2816401	597
2816408	597
2816500	597
2816501	597
2816508	597
2817400	597
2817401	597
2817408	597
2817500	597
2817501	597
2817508	597
2817600	597
2817601	597
2817608	597
2817700	598
2817701	598
2817708	598
2817800	598
2817801	598
2817808	598
2817900	598
2817901	598
2817908	598
2818000	598
2818001	598
2818008	598
2818100	598
2818101	598
2818108	598
2818400	598
2818401	598
2818408	598
2818800	598
2818801	598
2818808	598
2818900	598
2818901	598
2818908	599
2819000	599
2819001	599
2819008	599
2819100	599
2819101	599
2819108	599
2823400	598
2823401	598
2823408	598
2826400	600



List Number	Page No.	List Number	Page No.	List Number	Page No.	List Number	Page No.
2826401	600	2840608	599	2844000	602	2865805	464
2826408	600	2840700	599	2844001	602	2865808	464
2826800	600	2840701	599	2844008	602	2866000	464
2826801	600	2840708	600	2844400	603	2866005	464
2826808	600	2840800	600	2844401	603	2866008	464
2827600	602	2840801	600	2844408	603	2866200	464
2827601	602	2840808	600	2845001	603	2866205	464
2827608	602	2841200	600	2845601	603	2866208	464
2830000	599	2841201	600	2846201	603	2866400	464
2830001	599	2841208	600	2846801	603	2866405	464
2830008	599	2841300	600	2849801	603	2866408	464
2830400	599	2841301	600	2850201	603	2866600	464
2830401	599	2841308	600	2850401	603	2866605	464
2830408	599	2841400	600	2850801	603	2866608	464
2830800	600	2841401	600	2851001	603	2866800	464
2830801	600	2841408	600	2851401	603	2866805	464
2830808	600	2841500	600	2851601	603	2866808	464
2831200	600	2841501	600	2852001	603	2867000	464
2831201	600	2841508	600	2854800	599	2867005	464
2831208	600	2841600	600	2854801	599	2867008	464
2831600	600	2841601	600	2854808	599	2867200	464
2831601	600	2841608	600	2855000	599	2867205	464
2831608	600	2841700	601	2855001	599	2867208	464
2831800	600	2841701	601	2855008	599	2867400	464
2831801	600	2841708	601	2855600	600	2867405	464
2831808	600	2841800	601	2855601	600	2867408	464
2832000	601	2841801	601	2855608	600	2867600	465
2832001	601	2841808	601	2855800	600	2867605	465
2832008	601	2841900	601	2855801	600	2867608	465
2832200	601	2841901	601	2855808	600	2868100	466
2832201	601	2841908	601	2856400	600	2868105	466
2832208	601	2842000	601	2856401	600	2868108	466
2832400	601	2842001	601	2856408	600	2868300	466
2832401	601	2842008	601	2856600	600	2868305	466
2832408	601	2842100	601	2856601	600	2868308	466
2832600	602	2842101	601	2856608	600	2868500	466
2832601	602	2842108	601	2856800	601	2868505	466
2832608	602	2842200	601	2856801	601	2868508	466
2833200	602	2842201	601	2856808	601	2868700	466
2833201	602	2842208	601	2857400	601	2868705	466
2833208	602	2842300	601	2857401	602	2868708	466
2833400	602	2842301	601	2857408	602	2868900	466
2833401	602	2842308	601	2857600	602	2868905	466
2833408	602	2842400	601	2857601	602	2868908	466
2833600	602	2842401	601	2857608	602	2869100	466
2833601	602	2842408	601	2857800	602	2869105	466
2833608	602	2842500	601	2857801	602	2869108	466
2833800	602	2842501	601	2857808	602	2869300	466
2833801	602	2842508	601	2858000	602	2869305	466
2833808	602	2842600	602	2858001	602	2869308	466
2835400	599	2842601	602	2858008	602	2880000	606
2835401	599	2842608	602	2864200	464	2880001	606
2835408	599	2842700	602	2864205	464	2880005	606
2836200	600	2842701	602	2864208	464	2880200	606
2836201	600	2842708	602	2864400	464	2880201	606
2836208	600	2842800	601	2864405	464	2880205	606
2836800	600	2842801	601	2864408	464	2880300	606
2836801	601	2842808	601	2864600	464	2880301	606
2836808	601	2842900	602	2864605	464	2880305	606
2839200	603	2842901	602	2864608	464	2880400	606
2839201	603	2842908	602	2864800	464	2880401	606
2839208	603	2843000	601	2864805	464	2880405	606
2839600	603	2843001	601	2864808	464	2880500	607
2839601	603	2843008	601	2865000	464	2880501	607
2839608	603	2843200	602	2865005	464	2880505	607
2840000	599	2843201	602	2865008	464	2880600	607
2840001	599	2843208	602	2865200	464	2880601	607
2840008	599	2843400	602	2865205	464	2880605	607
2840400	599	2843401	602	2865208	464	2880700	607
2840401	599	2843408	602	2865400	464	2880701	607
2840408	599	2843600	602	2865405	464	2880705	607
2840500	599	2843601	602	2865408	464	2880800	607
2840501	599	2843608	602	2865600	464	2880801	607
2840508	599	2843800	602	2865605	464	2880805	607
2840600	599	2843801	602	2865608	464	2880900	607
2840601	599	2843808	602	2865800	464	2880901	607

ABOUT OSG

DRILLING

THREADING

MILLING

HOLDERS

INDEX





EDP Numerical Index

ABOUT OSG

DRILLING

THREADING

MILLING

HOLDERS

INDEX

List Number	Page No.
2880905	607
2881000	607
2881001	607
2881005	607
2881100	607
2881101	607
2881105	607
2881200	608
2881201	608
2881205	608
2881300	608
2881301	608
2881305	608
2884100	606
2884101	606
2884105	606
2884200	606
2884201	606
2884205	606
2884300	606
2884301	606
2884305	606
2884400	606
2884401	606
2884405	606
2884500	606
2884501	606
2884505	606
2884600	606
2884601	606
2884605	606
2885000	606
2885001	606
2885005	606
2885200	606
2885201	606
2885205	606
2885300	606
2885301	606
2885305	606
2885400	606
2885401	606
2885405	607
2885500	607
2885501	607
2885505	607
2885600	607
2885601	607
2885605	607
2885700	607
2885701	607
2885705	607
2885800	607
2885801	607
2885805	607
2885900	607
2885901	607
2885905	607
2886000	607
2886001	607
2886005	607
2886100	607
2886101	607
2886105	607
2886200	608
2886201	608
2886205	608
2886300	608
2886301	608
2886305	608
2886400	606
2886401	606
2886405	606
2886500	606
2886501	606
2886505	606

List Number	Page No.
2886600	606
2886601	606
2886605	606
2886700	606
2886701	606
2886705	606
2886800	607
2886801	607
2886805	607
2886900	607
2886901	607
2886905	608
2887000	608
2887001	608
2887005	608
2888000	609
2888001	609
2888005	609
2888100	609
2888101	609
2888105	609
2888200	609
2888201	609
2888205	609
2888300	609
2888301	609
2888305	609
2888400	609
2888401	609
2888405	609
2888500	609
2888501	609
2888505	609
2888600	609
2888601	609
2888605	609
2890400	604
2890401	604
2890408	604
2890500	604
2890501	604
2890508	604
2890600	604
2890601	604
2890608	604
2890800	604
2890801	604
2890808	604
2891000	604
2891001	604
2891008	604
2891100	604
2891101	604
2891108	604
2891300	604
2891301	604
2891308	604
2891400	604
2891401	604
2891408	604
2891600	604
2891601	604
2891608	604
2891700	604
2891701	604
2891708	604
2891800	604
2891801	604
2891808	604
2892100	605
2892101	605
2892108	605
2892200	605
2892201	605
2892208	605
2892300	605

List Number	Page No.
2892301	605
2892308	605
2892501	605
2892508	605
2892601	605
2892608	605
2892801	605
2892808	605
2892901	605
2892908	605
2893001	605
2893008	605
2893101	604
2893108	604
2893201	605
2893208	605
2893301	604
2893308	604
2893401	605
2893408	605
2893501	604
2893508	604
2893601	605
2893608	605
2893701	604
2893708	604
2893801	605
2893901	604
2893908	604
2894001	605
2894101	604
2894108	604
2894201	605
2894301	604
2894308	604
2894401	605
2894501	604
2894508	604
2894601	605
2894701	604
2894708	604
2894801	605
2894901	604
2894908	604
2895001	605
2895101	605
2895108	605
2895201	605
2895208	605
2895301	605
2895501	605
2895508	605
2895701	605
2895708	605
2905600	532
2905601	532
2905608	532
2906000	532
2906001	532
2906008	532
2906400	532
2906401	532
2906408	532
2907000	532
2907001	532
2907008	532
2907200	532
2907201	532
2907208	532
2907400	532
2907401	532
2907408	532
2907800	532
2907801	532
2907808	532
2908800	533

List Number	Page No.
2908801	533
2908808	533
2911400	532
2911401	532
2911408	532
2912400	532
2912401	532
2912408	532
2912800	532
2912801	532
2912808	532
2913400	533
2913401	533
2913408	533
2913800	533
2913801	533
2913808	533
2916500	532
2916501	532
2916508	532
2916600	532
2916601	532
2916608	532
2916800	532
2916801	532
2916808	532
2917400	532
2917401	532
2917408	532
2917500	532
2917501	532
2917508	532
2917700	532
2917701	532
2917708	532
2917800	532
2917801	532
2917808	532
2918000	532
2918001	532
2918008	533
2918100	533
2918101	533
2918108	533
2918400	533
2918401	533
2918408	533
2918800	533
2918801	533
2918808	533
2919000	533
2919001	533
2919008	533
2919100	533
2919101	533
2919108	533
2923400	533
2923401	533
2923408	533
2923600	533
2923601	533
2923608	533
2923800	533
2923801	533
2923808	533
2926400	534
2926401	534
2926408	534
2926800	535
2926801	535
2926808	535
2927600	536
2927601	536
2927608	536
2928000	533
2928001	533



List Number	Page No.	List Number	Page No.	List Number	Page No.	List Number	Page No.
2928008	533	2940400	534	2943101	535	2985005	540
2930000	533	2940401	534	2943108	535	2985200	540
2930001	533	2940408	534	2943200	536	2985201	540
2930008	533	2940600	534	2943201	536	2985205	540
2930300	534	2940601	534	2943208	536	2985300	540
2930301	534	2940608	534	2943300	535	2985301	540
2930308	534	2940700	534	2943301	535	2985305	540
2930400	534	2940701	534	2943308	535	2985400	540
2930401	534	2940708	534	2943600	537	2985401	540
2930408	534	2940800	534	2943601	537	2985405	540
2930600	534	2940801	534	2943608	537	2985500	540
2930601	534	2940808	534	2943800	537	2985501	540
2930608	534	2941000	534	2943801	537	2985505	540
2930800	534	2941001	534	2943808	537	2985600	540
2930801	534	2941008	534	2944000	537	2985601	540
2930808	534	2941100	534	2944001	537	2985605	540
2931200	534	2941101	534	2944008	537	2985700	540
2931201	534	2941108	534	2944400	537	2985701	540
2931208	534	2941200	534	2944401	537	2985705	540
2931500	535	2941201	534	2944408	537	2985800	540
2931501	535	2941208	534	2945001	537	2985801	540
2931508	535	2941300	534	2945601	537	2985805	540
2931600	535	2941301	534	2946201	537	2985900	540
2931601	535	2941308	534	2946801	537	2985901	540
2931608	535	2941400	534	2947201	537	2985905	540
2931800	535	2941401	534	2947601	537	2986000	540
2931801	535	2941408	534	2947701	537	2986001	540
2931808	535	2941500	534	2947901	537	2986005	540
2932000	535	2941501	535	2948001	537	2986100	540
2932001	535	2941508	535	2948201	537	2986101	540
2932008	535	2941600	535	2948301	537	2986105	541
2932200	535	2941601	535	2948501	537	2986200	541
2932201	536	2941608	535	2948600	536	2986201	541
2932208	536	2941700	535	2948601	536	2986205	541
2932400	536	2941701	535	2948608	536	2986300	541
2932401	536	2941708	535	2948800	536	2986301	541
2932408	536	2941800	535	2948801	536	2986305	541
2932600	536	2941801	535	2948808	536	2986400	540
2932601	536	2941808	535	2949000	536	2986401	540
2932608	536	2941900	535	2949001	536	2986405	540
2933200	536	2941901	535	2949008	536	2986500	540
2933201	536	2941908	535	2951300	528	2986501	540
2933208	536	2942000	535	2951400	528	2986505	540
2933400	536	2942001	535	2952500	528	2986600	540
2933401	536	2942008	535	2952600	528	2986601	540
2933408	536	2942100	535	2953100	528	2986605	540
2933600	537	2942101	535	2953200	528	2986700	540
2933601	537	2942108	535	2953800	528	2986701	540
2933608	537	2942200	536	2954300	528	2986705	540
2933800	537	2942201	536	2954400	528	2986800	540
2933801	537	2942208	536	2954600	528	2986801	540
2933808	537	2942300	535	2955000	528	2986805	540
2935400	534	2942301	535	2955200	528	2986900	541
2935401	534	2942308	535	2955600	528	2986901	541
2935408	534	2942400	536	2956200	528	2986905	541
2936200	534	2942401	536	2956400	528	2987000	541
2936201	534	2942408	536	2956800	528	2987001	541
2936208	534	2942500	536	2956900	528	2987005	541
2936800	535	2942501	536	2957400	528	2988000	542
2936801	535	2942508	536	2957600	528	2988001	542
2936808	535	2942600	536	2958000	528	2988005	542
2939200	537	2942601	536	2963300	529	2988100	542
2939201	537	2942608	536	2963400	529	2988101	542
2939208	537	2942700	536	2963500	529	2988105	542
2939600	537	2942701	536	2963600	529	2988200	542
2939601	537	2942708	536	2963800	529	2988201	542
2939608	537	2942800	536	2964000	529	2988205	542
2940000	533	2942801	536	2964100	529	2988300	542
2940001	533	2942808	536	2984500	540	2988301	542
2940008	533	2942900	536	2984501	540	2988305	542
2940200	533	2942901	536	2984505	540	2988400	542
2940201	533	2942908	536	2984600	540	2988401	542
2940208	533	2943000	536	2984601	540	2988405	542
2940300	533	2943001	536	2984605	540	2988500	542
2940301	533	2943008	536	2985000	540	2988501	542
2940308	534	2943100	535	2985001	540	2988505	542

ABOUT OSG

DRILLING

THREADING

MILLING

HOLDERS

INDEX





EDP Numerical Index

ABOUT OSG

DRILLING

THREADING

MILLING

HOLDERS

INDEX

List Number	Page No.
2988600	542
2988601	542
2988605	542
2990400	538
2990401	538
2990408	538
2990500	538
2990501	538
2990508	538
2990600	538
2990601	538
2990608	538
2990800	538
2990801	538
2990808	538
2991000	538
2991001	538
2991008	538
2991100	538
2991101	538
2991108	538
2991300	538
2991301	538
2991308	538
2991400	538
2991401	538
2991408	538
2991600	538
2991601	538
2991608	538
2991700	538
2991701	538
2991708	538
2991800	538
2991801	538
2991808	538
2992100	538
2992101	538
2992108	538
2992200	538
2992201	538
2992208	538
2992300	538
2992301	539
2992308	539
2992501	539
2992601	539
2992801	539
2992901	539
2993001	539
2993101	538
2993201	539
2993301	538
2993401	539
2993501	538
2993601	539
2993701	538
2993801	539
2993901	538
2994001	539
2994101	538
2994201	539
2994301	538
2994401	539
2994501	538
2994601	539
2994701	538
2994801	539
2994901	538
2995001	539
2995101	538
2995201	538
2995301	539
2995501	538
2995701	539
3000100	617

List Number	Page No.
3003100	617
3017406	1029
3017408	1029
3017410	1029
3017412	1029
3017456	1031
3017458	1031
3017460	1031
3017462	1031
3042001	1054
3042002	1054
3042003	1054
3042004	1054
3042005	1054
3042006	1054
3042008	1054
3042010	1054
3042012	1054
3042014	1054
3042016	1054
3056101	1055
3056102	1055
3056104	1055
3056105	1055
3056106	1055
3056109	1055
3056110	1055
3056111	1055
3056115	1055
3056117	1055
3056118	1055
3056119	1055
3056122	1055
3056124	1055
3056125	1055
3056127	1055
3056129	1055
3056132	1055
3056133	1055
3056135	1055
3056136	1055
3056138	1055
3056139	1055
3056140	1055
3056141	1055
3056143	1055
3056145	1055
3056147	1055
3056148	1055
3056149	1055
3056150	1055
3056151	1055
3056152	1055
3056153	1055
3056154	1055
3056155	1055
3056157	1056
3056159	1056
3056161	1056
3056164	1056
3056166	1056
3056168	1056
3056169	1056
3056171	1056
3056172	1056
3056175	1056
3056176	1056
3056177	1056
3056178	1056
3056181	1056
3056185	1056
3056187	1056
3056190	1056
3056193	1056
3056194	1056
3056195	1056

List Number	Page No.
3056196	1056
3056197	1056
3056198	1056
3056200	1056
3056203	1056
3056206	1056
3056208	1056
3056210	1056
3056212	1056
3056214	1056
3056216	1056
3056218	1056
3056219	1056
3056221	1056
3056223	1056
3056224	1056
3056225	1056
3056226	1056
3056227	1056
3056231	1056
3056234	1056
3056236	1056
3056237	1056
3056238	1056
3056243	1056
3056246	1056
3056248	1056
3056251	1056
3056253	1056
3056255	1056
3056256	1056
3056257	1056
3056258	1056
3056259	1057
3056260	1057
3056261	1057
3056263	1057
3056265	1057
3056266	1057
3056267	1057
3056268	1057
3056272	1057
3056275	1057
3056277	1057
3056279	1057
3056281	1057
3056284	1057
3056285	1057
3056288	1057
3056290	1057
3056291	1057
3056293	1057
3056294	1057
3056295	1057
3056298	1057
3056299	1057
3056300	1057
3056303	1057
3056304	1057
3056305	1057
3056306	1057
3056307	1057
3056309	1057
3056310	1057
3056311	1057
3056312	1057
3056313	1057
3056314	1057
3056318	1057
3056327	1057
3056328	1057
3056329	1057
3056333	1057
3056334	1057
3056335	1058
3056336	1058

List Number	Page No.
3056337	1058
3056338	1058
3056339	1058
3056341	1058
3056342	1058
3056344	1058
3056345	1058
3056347	1058
3056351	1058
3056353	1058
3056355	1058
3056356	1058
3056358	1058
3056359	1058
3056370	1061
3056371	1061
3056372	1061
3056373	1061
3056374	1061
3056375	1061
3056376	1061
3056377	1061
3056378	1061
3056379	1061
3056380	1061
3056381	1061
3056382	1061
3056383	1061
3056384	1061
3056385	1061
3056386	1061
3056387	1061
3056388	1061
3056389	1061
3056390	1061
3056391	1061
3056392	1061
3056393	1061
3056394	1061
3056395	1061
3056396	1061
3056397	1061
3056398	1061
3056399	1061
3056400	1061
3056401	1061
3056402	1061
3056403	1061
3056404	1061
3056405	1061
3056406	1062
3056407	1062
3056408	1062
3056409	1062
3056410	1062
3056411	1062
3056412	1062
3056413	1062
3056414	1062
3056415	1062
3056416	1062
3056417	1062
3056418	1062
3056419	1062
3056420	1062
3056421	1062
3056422	1062
3056423	1062
3056424	1062
3056425	1062
3056426	1062
3056427	1062
3056428	1062
3056429	1062
3056430	1062
3056431	1062



List Number	Page No.	List Number	Page No.	List Number	Page No.	List Number	Page No.
3056432	1062	3095281	1065	3097342	1006	3100803	1013
3056433	1062	3095321	1065	3097343	1006	3100804	1013
3056434	1062	3095341	1065	3097344	1006	3100805	1013
3056435	1062	3095342	1065	3097345	1006	3101001	1013
3056436	1062	3095343	1065	3097346	1006	3101002	1013
3056437	1062	3095344	1065	3097356	1006	3101003	1013
3056438	1062	3095345	1065	3097365	1006	3101004	1013
3056439	1062	3095346	1065	3097374	1006	3101005	1013
3056440	1062	3095356	1065	3097421	1006	3101006	1013
3056441	1062	3095365	1065	3097422	1006	3101007	1013
3090202	1063	3095374	1065	3097423	1006	3101008	1013
3090204	1063	3095421	1065	3097424	1006	3101009	1013
3090206	1063	3095441	1065	3097425	1006	3101010	1013
3090208	1063	3095442	1065	3097426	1006	3101011	1013
3090210	1063	3095443	1066	3097441	1006	3101012	1013
3090212	1063	3095444	1066	3097442	1006	3101013	1013
3090216	1063	3095445	1066	3097443	1006	3101014	1013
3090220	1063	3095453	1066	3097444	1006	3101015	1013
3090222	1063	3095454	1066	3097453	1006	3101016	1013
3090226	1063	3095462	1066	3097454	1006	3101017	1013
3090230	1063	3095472	1066	3097461	1006	3101018	1013
3090312	1063	3095541	1066	3097462	1006	3101019	1013
3090316	1063	3095542	1066	3097472	1006	3101020	1013
3090320	1063	3095543	1066	3097627	1006	3101021	1014
3090322	1063	3095544	1066	3097641	1006	3101022	1014
3090330	1063	3095553	1066	3097642	1006	3101201	1014
3090512	1004	3095562	1066	3097643	1006	3101202	1014
3090516	1004	3095641	1066	3097651	1006	3101203	1014
3090520	1004	3095642	1066	3097653	1006	3101501	1014
3090522	1004	3095643	1066	3097661	1006	3101502	1014
3090526	1004	3095644	1066	3097662	1006	3101503	1014
3090530	1004	3095651	1066	3097826	1007	3101504	1014
3092041	1005	3095653	1066	3097841	1006	3101505	1014
3092042	1005	3095661	1066	3097842	1007	3101506	1014
3092061	1005	3095662	1066	3097844	1007	3101507	1014
3092062	1005	3095841	1066	3097851	1006	3101508	1014
3092063	1005	3095842	1066	3097853	1007	3101509	1014
3092081	1005	3095843	1066	3097861	1006	3101510	1014
3092082	1005	3095844	1066	3097862	1007	3102001	1014
3092083	1005	3095851	1066	3098026	1007	3102002	1014
3092101	1005	3095853	1066	3098041	1007	3102003	1014
3092102	1005	3095862	1066	3098042	1007	3102004	1014
3092103	1005	3096041	1066	3098043	1007	3102005	1014
3092121	1005	3096042	1066	3098044	1007	3102006	1014
3092122	1005	3096043	1066	3098045	1007	3102007	1014
3092123	1005	3096044	1066	3098046	1007	3102008	1014
3092161	1005	3096045	1066	3098051	1007	3102009	1014
3092162	1005	3096046	1066	3098053	1007	3102010	1014
3095125	1065	3096051	1066	3098061	1007	3102011	1014
3095141	1065	3096053	1066	3098064	1007	3102012	1014
3095142	1065	3096061	1066	3098224	1007	3102013	1014
3095143	1065	3096064	1066	3098241	1007	3102014	1014
3095144	1065	3096241	1066	3098242	1007	3102015	1014
3095145	1065	3096242	1066	3098243	1007	3102016	1014
3095146	1065	3096243	1066	3098244	1007	3102017	1014
3095147	1065	3096244	1066	3098254	1007	3102018	1014
3095155	1065	3096254	1066	3100403	1013	3102019	1014
3095157	1065	3097223	1006	3100404	1013	3102020	1014
3095191	1065	3097224	1006	3100405	1013	3102021	1014
3095211	1065	3097225	1006	3100406	1013	3102022	1014
3095212	1065	3097226	1006	3100407	1013	3102023	1014
3095213	1065	3097227	1006	3100408	1013	3102024	1014
3095214	1065	3097241	1006	3100501	1013	3102501	1014
3095215	1065	3097242	1006	3100502	1013	3102502	1014
3095216	1065	3097243	1006	3100503	1013	3102503	1014
3095223	1065	3097244	1006	3100504	1013	3102504	1014
3095241	1065	3097245	1006	3100505	1013	3102505	1014
3095242	1065	3097246	1006	3100506	1013	3102506	1014
3095243	1065	3097247	1006	3100508	1013	3103001	1014
3095244	1065	3097248	1006	3100509	1013	3103002	1014
3095245	1065	3097249	1006	3100510	1013	3103003	1014
3095246	1065	3097251	1006	3100511	1013	3103004	1014
3095247	1065	3097262	1006	3100512	1013	3103005	1014
3095251	1065	3097273	1006	3100601	1013	3103006	1014
3095262	1065	3097321	1006	3100602	1013	3103007	1014
3095273	1065	3097341	1006	3100603	1013	3103008	1014

ABOUT OSG

DRILLING

THREADING

MILLING

HOLDERS

INDEX





EDP Numerical Index

ABOUT OSG

DRILLING

THREADING

MILLING

HOLDERS

INDEX

List Number	Page No.
3103009	1015
3103010	1015
3103011	1015
3103012	1015
3103013	1015
3103014	1015
3103015	1015
3103016	1015
3103017	1015
3103018	1015
3103019	1015
3105010	1068
3105020	1068
3105030	1068
3105040	1068
3105050	1068
3105060	1068
3105080	1068
3105100	1068
3105120	1068
3105140	1068
3105150	1068
3105160	1068
3105200	1068
3105250	1068
3105300	1068
3105400	1068
3106100	1068
3106150	1068
3106200	1068
3106250	1068
3106301	1068
3106350	1068
3106400	1068
3106500	1068
3106502	1068
3106600	1068
3106601	1068
3106610	1068
3106620	1068
3106621	1068
3106630	1068
3106640	1068
3106641	1068
3106650	1068
3106660	1068
3106661	1068
3106670	1068
3106680	1068
3106690	1068
3106700	1068
3110103	1070
3110105	1070
3110108	632
3110203	1070
3110205	1070
3110207	1070
3110208	632
3110210	1070
3110212	1070
3110215	1070
3110217	1070
3110220	1070
3110225	1070
3110230	1070
3110305	1070
3110306	1070
3110307	1070
3110308	632
3110310	1070
3110312	1070
3110315	1070
3110317	1070
3110320	1070
3110322	1070
3110325	1070

List Number	Page No.
3110327	1070
3110330	1070
3110335	1070
3110340	1070
3110345	1070
3110350	1070
3110405	1070
3110407	1070
3110408	632
3110410	1070
3110415	1070
3110420	1070
3110425	1070
3110430	1070
3110435	1070
3110440	1070
3110445	1070
3110450	1070
3110455	1070
3110460	1070
3110508	632
3110510	1070
3110515	1070
3110520	1070
3110525	1070
3110530	1070
3110535	1070
3110540	1070
3110545	1070
3110550	1070
3110555	1070
3110560	1070
3110570	1070
3110580	1070
3110590	1070
3110600	1070
3110608	632
3110610	1070
3110615	1070
3110620	1070
3110625	1070
3110630	1070
3110635	1070
3110640	1070
3110645	1070
3110650	1070
3110655	1070
3110660	1070
3110665	1070
3110670	1070
3110675	1070
3110680	1070
3110685	1070
3110690	1070
3110695	1070
3110700	1070
3110708	632
3110711	1070
3110712	1070
3110808	632
3110820	1070
3110830	1070
3110840	1070
3110850	1070
3110860	1070
3110870	1070
3110880	1070
3110890	1070
3110900	1070
3110908	632
3110912	1070
3111008	632
3111025	1070
3111030	1070
3111040	1070
3111050	1070

List Number	Page No.
3111060	1070
3111070	1070
3111080	1070
3111090	1070
3111100	1070
3111108	632
3111112	1070
3111114	1070
3111116	1070
3111118	1070
3111120	1070
3111208	632
3111240	1070
3111260	1070
3111280	1070
3111300	1070
3111308	632
3111312	1070
3111314	1070
3111316	1070
3111318	1070
3111320	1070
3111324	1070
3111408	632
3111480	1070
3111508	632
3111512	1070
3111516	1070
3111530	1070
3111540	1070
3111560	1070
3111580	1070
3111600	1070
3111612	1070
3111614	1071
3111616	1071
3111618	1071
3111620	1071
3111622	1071
3111630	1071
3111640	1071
3111680	1071
3111712	1071
3111716	1071
3111720	1071
3111880	1071
3111912	1071
3111916	1071
3111920	1071
3112030	1071
3112040	1071
3112060	1071
3112080	1071
3112100	1071
3112112	1071
3112114	1071
3112116	1071
3112118	1071
3112120	1071
3112122	1071
3112125	1071
3112130	1071
3112135	1071
3112140	1071
3112560	1071
3112600	1071
3112615	1071
3112620	1071
3112625	1071
3112630	1071
3112635	1071
3123060	1071
3123080	1071
3123100	1071
3123112	1071
3123114	1071

List Number	Page No.
3123115	1071
3123116	1071
3123120	1071
3123125	1071
3123130	1071
3123135	1071
3123140	1071
3123600	1071
3123615	1071
3123620	1071
3123625	1071
3123630	1071
3123635	1071
3123640	1071
3123645	1071
3124080	1071
3124100	1071
3124112	1071
3124114	1071
3124115	1071
3124116	1071
3124120	1071
3124125	1071
3124130	1071
3124135	1071
3124140	1071
3124145	1071
3124150	1071
3125100	1071
3125115	1071
3125120	1071
3125125	1071
3125130	1071
3125135	1071
3125140	1071
3125145	1071
3125150	1071
3126100	1071
3126120	1071
3126125	1071
3126130	1071
3126135	1071
3126140	1071
3126145	1071
3126150	1071
3130510	864
3130515	864
3130520	864
3130525	864
3130530	864
3130535	864
3130540	864
3130545	864
3130550	864
3130560	864
3130570	864
3130580	864
3130590	864
3130600	864
3130620	864
3131201	861
3131202	861
3131203	861
3131204	861
3131205	861
3131206	861
3131207	861
3131208	861
3131302	861
3131303	861
3131304	861
3131305	861
3131306	861
3131308	861
3131310	861
3131312	861



List Number	Page No.	List Number	Page No.	List Number	Page No.	List Number	Page No.
3131318	861	3132216	861	3134050	862	3172612	865
3131403	861	3132220	861	3135012	862	3172614	865
3131404	861	3132406	861	3135016	862	3172616	865
3131406	861	3132408	861	3135020	862	3172618	865
3131408	861	3132410	862	3135025	862	3172620	865
3131410	861	3132412	862	3135030	862	3172625	865
3131412	861	3132414	862	3135035	862	3172806	865
3131414	861	3132416	862	3135040	862	3172808	865
3131416	861	3132422	862	3135045	862	3172810	865
3131418	861	3132504	862	3135050	862	3172812	865
3131420	861	3132506	862	3135060	862	3172814	865
3131424	861	3132508	862	3136016	862	3172816	865
3131501	861	3132510	862	3136020	862	3172818	865
3131502	861	3132512	862	3136025	862	3172820	865
3131503	861	3132514	862	3136030	862	3172825	865
3131504	861	3132516	862	3136035	862	3173006	865
3131505	861	3132518	862	3136040	862	3173008	865
3131506	861	3132520	862	3136050	862	3173010	865
3131507	861	3132525	862	3136060	862	3173012	865
3131508	861	3132530	862	3141203	691	3173014	865
3131509	861	3132538	862	3141303	691	3173016	865
3131510	861	3132540	862	3141803	691	3173018	865
3131512	861	3132545	862	3141903	691	3173020	865
3131515	861	3132606	862	3142203	691	3173025	865
3131602	861	3132608	862	3142303	691	3173030	865
3131603	861	3132610	862	3142803	691	3173508	865
3131604	861	3132612	862	3142903	691	3173512	865
3131605	861	3132614	862	3144203	691	3173516	865
3131606	861	3132616	862	3144303	691	3173520	865
3131607	861	3132618	862	3144803	691	3173525	865
3131608	861	3132620	862	3144903	691	3174008	865
3131610	861	3132806	862	3145203	691	3174012	865
3131612	861	3132808	862	3145303	691	3174016	865
3131615	861	3132810	862	3145803	691	3174020	865
3131618	861	3132812	862	3145903	691	3174025	865
3131702	861	3132814	862	3146203	691	3174030	865
3131704	861	3132816	862	3146303	691	3181801	855
3131706	861	3132818	862	3146403	691	3181802	855
3131708	861	3132820	862	3146503	691	3181803	855
3131710	861	3132825	862	3146603	691	3181804	855
3131804	861	3133006	862	3146703	691	3181805	855
3131806	861	3133008	862	3146803	691	3181806	855
3131808	861	3133010	862	3146903	691	3181807	855
3131810	861	3133012	862	3147203	691	3181808	855
3131812	861	3133014	862	3147303	691	3181809	855
3131814	861	3133016	862	3147803	691	3181810	855
3131816	861	3133018	862	3147903	691	3181811	855
3131820	861	3133020	862	3172004	865	3181812	855
3131824	861	3133025	862	3172006	865	3181813	855
3131904	861	3133030	862	3172008	865	3181814	855
3131906	861	3133035	862	3172010	865	3181815	855
3131908	861	3133040	862	3172012	865	3181816	855
3131910	861	3133050	862	3172016	865	3181817	855
3131915	861	3133060	862	3172206	865	3181818	855
3132003	861	3133508	862	3172208	865	3181819	855
3132004	861	3133510	862	3172210	865	3181820	855
3132005	861	3133512	862	3172212	865	3181821	855
3132006	861	3133514	862	3172216	865	3181822	855
3132007	861	3133516	862	3172406	865	3181823	855
3132008	861	3133518	862	3172408	865	3181824	855
3132009	861	3133520	862	3172410	865	3181825	855
3132010	861	3133525	862	3172412	865	3181826	855
3132012	861	3133530	862	3172414	865	3181827	855
3132014	861	3133540	862	3172416	865	3181828	855
3132016	861	3133550	862	3172422	865	3181829	855
3132018	861	3134008	862	3172506	865	3181830	855
3132020	861	3134010	862	3172508	865	3181831	855
3132022	861	3134012	862	3172510	865	3181832	855
3132025	861	3134014	862	3172512	865	3181833	855
3132030	861	3134016	862	3172514	865	3181834	855
3132204	861	3134018	862	3172516	865	3181835	855
3132206	861	3134020	862	3172518	865	3181836	855
3132208	861	3134025	862	3172520	865	3181837	855
3132210	861	3134030	862	3172606	865	3181838	855
3132212	861	3134035	862	3172608	865	3181839	855
3132214	861	3134040	862	3172610	865	3181840	855

ABOUT OSG

DRILLING

THREADING

MILLING

HOLDERS

INDEX





EDP Numerical Index

ABOUT OSG

DRILLING

THREADING

MILLING

HOLDERS

INDEX

List Number	Page No.
3181841	855
3181842	855
3181843	855
3181844	855
3181845	855
3181846	855
3181847	855
3181848	855
3181849	855
3181850	855
3181851	855
3181852	855
3181853	855
3181854	855
3181855	855
3181856	855
3181857	855
3181858	855
3181859	855
3181860	855
3182001	857
3182002	857
3182003	857
3182004	857
3182005	857
3182006	857
3182007	857
3182008	857
3182009	857
3182010	857
3182011	857
3182012	857
3182013	857
3182014	857
3182015	857
3182016	857
3182017	857
3182018	857
3182019	857
3182020	857
3182021	857
3182022	857
3182023	857
3182024	857
3182025	857
3182026	857
3182027	857
3182028	857
3182029	857
3182030	857
3182031	857
3182032	857
3182033	857
3182034	857
3182035	857
3182036	857
3182037	857
3182038	857
3182039	857
3182040	857
3182041	857
3182042	857
3182043	857
3182044	857
3182045	857
3182046	857
3182047	857
3182048	857
3182049	857
3182050	857
3182051	857
3182052	857
3182053	857
3182054	857
3182055	857
3182056	857

List Number	Page No.
3182057	857
3182058	857
3182059	857
3182060	857
3182065	857
3182070	857
3182075	857
3182080	857
3182085	857
3182090	857
3182095	857
3182100	857
3182110	857
3182120	857
3182160	857
3182180	857
3182200	857
3182401	859
3182402	859
3182403	859
3182404	859
3182405	859
3182406	859
3182407	859
3182408	859
3182409	859
3182410	859
3182411	859
3182412	859
3182413	859
3182414	859
3182415	859
3182416	859
3182417	859
3182418	859
3182419	859
3182420	859
3182421	859
3182422	859
3182423	859
3182424	859
3182425	859
3182426	859
3182427	859
3182428	859
3182429	859
3182430	859
3182431	859
3182432	859
3182433	859
3182434	859
3182435	859
3182436	859
3182437	859
3182438	859
3182439	859
3182440	859
3182441	859
3182442	859
3182443	859
3182444	859
3182445	859
3182446	859
3182447	859
3182448	859
3182449	859
3182450	859
3182451	859
3182452	859
3182453	859
3182454	859
3182455	859
3182456	859
3182457	859
3182458	859
3182459	859

List Number	Page No.
3182460	859
3182465	859
3182470	859
3182475	859
3182480	859
3182485	859
3182490	859
3182495	859
3182500	859
3182510	859
3182520	859
3182560	859
3182580	859
3182600	859
3182602	860
3182603	860
3182604	860
3182605	860
3182606	860
3182607	860
3182608	860
3182609	860
3182610	860
3182611	860
3182612	860
3182613	860
3182614	860
3182615	860
3182616	860
3182617	860
3182618	860
3182619	860
3182620	860
3182621	860
3182622	860
3182623	860
3182624	860
3182625	860
3182626	860
3182627	860
3182628	860
3182629	860
3182630	860
3182631	860
3182632	860
3182633	860
3182634	860
3182635	860
3182636	860
3182637	860
3182638	860
3182639	860
3182640	860
3182641	860
3182642	860
3182643	860
3182644	860
3182645	860
3182646	860
3182647	860
3182648	860
3182649	860
3182650	860
3182651	860
3182652	860
3182653	860
3182654	860
3182655	860
3182656	860
3182657	860
3182658	860
3182659	860
3182660	860
3182680	860
3182700	860
3182720	860

List Number	Page No.
3183010	1023
3183015	1023
3183018	1023
3183020	1023
3183110	1023
3183120	1023
3183210	1023
3183220	1023
3183226	1023
3183230	1023
3183310	1023
3183330	1023
3187240	1077
3187280	1077
3187360	1077
3187392	1077
3187408	1077
3187416	1077
3187510	1077
3187520	1077
3188060	1077
3188080	1077
3188100	1077
3188120	1077
3188160	1077
3188200	1077
3188204	1024
3188205	1024
3188206	1024
3188208	1024
3188210	1024
3188212	1024
3190000	636
3190100	636
3190200	636
3190300	636
3190400	636
3190500	636
3190600	636
3190700	636
3190800	1003
3190801	1003
3190802	1003
3190803	1003
3190900	636
3191000	636
3191006	1003
3191007	1003
3191008	1003
3191009	1003
3191010	1003
3191011	1003
3191012	1003
3191013	1003
3191014	1003
3191015	1003
3191018	1003
3191019	1003
3191100	636
3191200	636
3191300	636
3191400	636
3191500	636
3191501	1003
3191503	1003
3191505	1003
3191506	1003
3191507	1003
3191508	1003
3192001	1003
3192002	1003
3192003	1003
3192004	1003
3192013	1003
3192015	1003
3192019	1003



List Number	Page No.	List Number	Page No.	List Number	Page No.	List Number	Page No.
3192020	1003	3300027	136	3300103	137	3300179	139
3192021	1003	3300028	136	3300104	137	3300180	139
3192022	1003	3300029	136	3300105	137	3300181	139
3193008	1003	3300030	136	3300106	137	3300182	139
3194901	1064	3300031	136	3300107	137	3300183	139
3194902	1064	3300032	136	3300108	137	3300184	139
3194903	1064	3300033	136	3300109	137	3300185	139
3194904	1064	3300034	136	3300110	137	3300186	139
3194906	1064	3300035	136	3300111	137	3300187	139
3195004	1064	3300036	136	3300112	137	3300188	139
3195006	1064	3300037	136	3300113	137	3300189	139
3195008	1064	3300038	136	3300114	137	3300190	139
3195010	1064	3300039	136	3300115	137	3300191	139
3195012	1064	3300040	136	3300116	137	3300192	139
3195014	1064	3300041	136	3300117	137	3300193	139
3195016	1064	3300042	136	3300118	137	3300194	139
3195106	1064	3300043	136	3300119	137	3300195	139
3195108	1064	3300044	136	3300120	137	3300196	139
3195110	1064	3300045	136	3300121	137	3300197	139
3195112	1064	3300046	136	3300122	138	3300198	139
3195116	1064	3300047	136	3300123	138	3300199	139
3195206	1064	3300048	136	3300124	138	3300200	139
3195208	1064	3300049	136	3300125	138	3300205	139
3195210	1064	3300050	136	3300126	138	3300210	139
3195212	1064	3300051	136	3300127	138	3300215	139
3195214	1064	3300052	136	3300128	138	3300220	139
3195216	1064	3300053	136	3300129	138	3300225	140
3195218	1064	3300054	136	3300130	138	3300230	140
3195220	1064	3300055	136	3300131	138	3300235	140
3195222	1064	3300056	136	3300132	138	3300240	140
3195312	1064	3300057	136	3300133	138	3300245	140
3195316	1064	3300058	136	3300134	138	3300250	140
3195320	1064	3300059	136	3300135	138	3300255	140
3195325	1064	3300060	136	3300136	138	3300260	140
3195416	1064	3300061	136	3300137	138	3300265	140
3195420	1064	3300062	136	3300138	138	3300270	140
3195425	1064	3300063	136	3300139	138	3300275	140
3195520	1064	3300064	136	3300140	138	3300280	141
3195530	1064	3300065	136	3300141	138	3300285	141
3291216	634	3300066	136	3300142	138	3300290	141
3291316	634	3300067	136	3300143	138	3300295	141
3291416	634	3300068	136	3300144	138	3300300	141
3291516	634	3300069	136	3300145	138	3300305	141
3291616	634	3300070	136	3300146	138	3300310	141
3291716	634	3300071	136	3300147	138	3300315	141
3291816	634	3300072	136	3300148	138	3300320	141
3297016	634	3300073	137	3300149	138	3300325	141
3297116	634	3300074	137	3300150	138	3300330	142
3297216	634	3300075	137	3300151	138	3300335	142
3297316	634	3300076	137	3300152	138	3300340	142
3297416	634	3300077	137	3300153	138	3300345	142
3297516	634	3300078	137	3300154	138	3300350	142
3297616	634	3300079	137	3300155	138	3300355	142
3297716	634	3300080	137	3300156	138	3300360	142
3297816	634	3300081	137	3300157	138	3300365	142
3297916	634	3300082	137	3300158	138	3300370	142
3298016	634	3300083	137	3300159	138	3300375	142
3298116	634	3300084	137	3300160	138	3300380	143
3298216	634	3300085	137	3300161	138	3300385	143
3298316	634	3300086	137	3300162	138	3300390	143
3298416	634	3300087	137	3300163	138	3300395	143
3298516	634	3300088	137	3300164	138	3300400	143
3298616	634	3300089	137	3300165	138	3300405	143
3298716	634	3300090	137	3300166	138	3300410	143
3298816	634	3300091	137	3300167	138	3300415	143
3298916	634	3300092	137	3300168	138	3300420	143
3299016	634	3300093	137	3300169	138	3300425	143
3299116	634	3300094	137	3300170	138	3300430	143
3299216	634	3300095	137	3300171	138	3300435	143
3300020	136	3300096	137	3300172	138	3300440	143
3300021	136	3300097	137	3300173	138	3300445	143
3300022	136	3300098	137	3300174	138	3300450	143
3300023	136	3300099	137	3300175	139	3300455	143
3300024	136	3300100	137	3300176	139	3300460	143
3300025	136	3300101	137	3300177	139	3300465	143
3300026	136	3300102	137	3300178	139	3300470	143

ABOUT OSG

DRILLING

THREADING

MILLING

HOLDERS

INDEX





EDP Numerical Index

ABOUT OSG

DRILLING

THREADING

MILLING

HOLDERS

INDEX

List Number	Page No.
3300475	143
3300480	143
3300485	143
3300490	143
3300495	143
3300500	143
3310100	745
3310101	745
3310108	745
3310500	745
3310501	745
3310508	745
3310900	745
3310901	745
3310908	745
3312500	745
3312501	745
3312508	745
3312900	746
3312901	746
3312908	746
3316330	116
3316340	116
3316349	116
3316350	116
3316360	116
3316370	116
3316380	116
3316390	116
3316400	116
3316410	116
3316415	116
3316420	116
3316430	116
3316440	116
3316450	116
3316460	116
3316470	116
3316480	116
3316490	116
3316500	116
3316510	116
3316520	116
3316530	116
3316540	116
3316550	116
3316556	116
3316560	116
3316570	116
3316580	116
3316590	116
3316600	116
3316650	116
3316680	116
3316700	116
3316750	116
3316780	117
3316800	117
3316850	117
3316858	117
3316870	117
3316880	117
3316900	117
3316950	117
3316980	117
3316997	117
3317000	117
3317030	117
3317050	117
3317080	117
3317100	117
3317150	117
3317156	117
3317180	117
3317200	117
3318200	127

List Number	Page No.
3318210	127
3318220	127
3318230	127
3318240	127
3318250	127
3318260	127
3318270	127
3318280	127
3318290	127
3318300	127
3318310	127
3318320	127
3318330	127
3318340	127
3318350	127
3318360	127
3318370	127
3318380	127
3318390	127
3318400	127
3318410	127
3318420	127
3318430	127
3318440	127
3318450	127
3318460	127
3318470	127
3318480	127
3318490	127
3318500	127
3318510	127
3318520	127
3318530	127
3318540	127
3318550	127
3318560	127
3318570	127
3318580	127
3318590	127
3318600	127
3318610	127
3318620	128
3318630	128
3318640	128
3318650	128
3318660	128
3318670	128
3318680	128
3318690	128
3318700	128
3318710	128
3318720	128
3318730	128
3318740	128
3318750	128
3318760	128
3318770	128
3318780	128
3318790	128
3318800	128
3318810	128
3318820	128
3318830	128
3318840	128
3318850	128
3318860	128
3318870	128
3318880	128
3318890	128
3318900	128
3318910	128
3318920	128
3318930	128
3318940	128
3318950	128
3318960	128

List Number	Page No.
3318970	128
3318980	128
3318990	128
3319000	128
3319010	128
3319020	128
3319030	128
3319040	128
3319050	128
3319060	128
3319070	128
3319080	128
3319090	128
3319100	128
3319110	128
3319120	128
3319130	128
3319140	129
3319150	129
3319160	129
3319170	129
3319180	129
3319190	129
3319200	129
3330020	103
3330025	103
3330030	103
3330035	103
3330040	103
3330045	103
3330050	103
3330055	103
3330060	103
3330065	103
3330070	103
3330071	103
3330072	103
3330074	103
3330075	103
3330080	103
3330081	103
3330085	103
3330089	103
3330090	103
3330091	103
3330092	103
3330095	103
3330100	103
3330109	103
3330110	103
3330111	103
3330112	103
3330120	103
3330125	103
3330126	103
3330127	103
3330128	103
3330129	103
3330130	103
3330135	103
3330140	103
3330144	103
3330145	103
3330146	103
3330147	104
3330148	104
3330150	104
3330153	104
3330154	104
3330155	104
3330156	104
3330157	104
3330158	104
3330160	104
3330170	104
3330175	104

List Number	Page No.
3330180	104
3330182	104
3330183	104
3330184	104
3330185	104
3330186	104
3330190	104
3330195	104
3330200	104
3330210	104
3330220	104
3330230	104
3330240	104
3330250	104
3330260	104
3330270	104
3330280	104
3330290	104
3330300	104
3330310	104
3330320	104
3330330	104
3330340	104
3330350	104
3330360	104
3330370	104
3330380	104
3330390	104
3330400	104
3330410	104
3330420	104
3330430	104
3330440	104
3330450	104
3330460	104
3330470	105
3330480	105
3330490	105
3330500	105
3330510	105
3330520	105
3330530	105
3330540	105
3330550	105
3330560	105
3330570	105
3330580	105
3330590	105
3330600	105
3330610	105
3330620	105
3330630	105
3330640	105
3330650	105
3330660	105
3330670	105
3330680	105
3330690	105
3330700	105
3330710	105
3330720	105
3330730	105
3330740	105
3330750	105
3330760	105
3330770	105
3330780	105
3330790	105
3330800	105
3330810	105
3330820	105
3330830	105
3330840	105
3330850	105
3330860	105
3330870	105



List Number	Page No.	List Number	Page No.	List Number	Page No.	List Number	Page No.
3330880	105	3331800	107	3334312	99	3334403	100
3330890	106	3331850	107	3334313	99	3334404	101
3330900	106	3331900	107	3334314	99	3334405	101
3330910	106	3331950	107	3334315	99	3334406	101
3330920	106	3332000	107	3334317	99	3334407	101
3330930	106	3332300	108	3334318	99	3334408	101
3330940	106	3332310	108	3334319	99	3334409	101
3330950	106	3332320	108	3334320	99	3334410	101
3330960	106	3332330	108	3334321	99	3334412	101
3330970	106	3332340	108	3334323	99	3334413	101
3330980	106	3332350	108	3334326	99	3334414	101
3330990	106	3332360	108	3334327	99	3334415	101
3331000	106	3332370	108	3334328	99	3334416	101
3331010	106	3332380	108	3334329	99	3334417	101
3331020	106	3332390	108	3334331	99	3334418	101
3331030	106	3332400	108	3334332	99	3334419	101
3331040	106	3332410	108	3334333	99	3334420	101
3331050	106	3332420	108	3334334	99	3334421	101
3331060	106	3332430	108	3334335	99	3334422	101
3331070	106	3332440	108	3334338	99	3334423	101
3331080	106	3332450	108	3334339	99	3334424	101
3331090	106	3332460	108	3334340	99	3334425	101
3331100	106	3332470	108	3334341	99	3334426	101
3331110	106	3332480	108	3334342	99	3334427	101
3331120	106	3332490	108	3334344	99	3334428	101
3331130	106	3332500	108	3334345	99	3334429	101
3331140	106	3332510	108	3334346	99	3334430	101
3331150	106	3332520	108	3334347	99	3334431	101
3331160	106	3332530	108	3334348	99	3334432	101
3331170	106	3332540	108	3334350	99	3334433	101
3331180	106	3332550	108	3334351	99	3334434	101
3331190	106	3332560	108	3334352	100	3334435	101
3331200	106	3332570	108	3334353	100	3334436	101
3331210	106	3332580	108	3334354	100	3334437	101
3331220	106	3332590	108	3334356	100	3334438	101
3331230	106	3332600	108	3334357	100	3334439	101
3331240	106	3332650	108	3334358	100	3334440	101
3331250	106	3332680	108	3334359	100	3334441	101
3331260	106	3332700	108	3334360	100	3334442	101
3331270	106	3332750	108	3334361	100	3334443	101
3331280	106	3332780	108	3334362	100	3334444	101
3331290	106	3332800	108	3334363	100	3334445	101
3331300	106	3332850	108	3334364	100	3334446	101
3331310	106	3332880	108	3334365	100	3334447	101
3331320	106	3332900	108	3334367	100	3334448	101
3331330	106	3332950	108	3334368	100	3334449	101
3331340	106	3332980	109	3334369	100	3334450	102
3331350	107	3333000	109	3334370	100	3334451	102
3331360	107	3333050	109	3334371	100	3334452	102
3331370	107	3333080	109	3334373	100	3334453	102
3331380	107	3333100	109	3334374	100	3334454	102
3331390	107	3333180	109	3334375	100	3334455	102
3331400	107	3333200	109	3334376	100	3334456	102
3331410	107	3333250	109	3334377	100	3334457	102
3331420	107	3333300	109	3334379	100	3334458	102
3331430	107	3333350	109	3334380	100	3334459	102
3331440	107	3333400	109	3334381	100	3370000	690
3331450	107	3333500	109	3334382	100	3380000	690
3331460	107	3333600	109	3334383	100	3590116	635
3331470	107	3333700	109	3334384	100	3590216	635
3331480	107	3333750	109	3334385	100	3590316	635
3331490	107	3333800	109	3334386	100	3590416	635
3331500	107	3334000	109	3334387	100	3590516	635
3331510	107	3334060	108	3334388	100	3590616	635
3331520	107	3334080	108	3334390	100	3590716	635
3331530	107	3334100	109	3334391	100	3900001	412
3331540	107	3334120	109	3334392	100	3900011	412
3331550	107	3334160	109	3334393	100	3900012	412
3331560	107	3334200	109	3334394	100	3900021	412
3331570	107	3334300	99	3334395	100	3900023	412
3331580	107	3334302	99	3334396	100	3900032	412
3331590	107	3334304	99	3334397	100	3900034	412
3331600	107	3334305	99	3334398	100	3900043	412
3331650	107	3334306	99	3334399	100	3900044	412
3331700	107	3334307	99	3334401	100	3900053	412
3331750	107	3334309	99	3334402	100	3900054	412

ABOUT OSG

DRILLING

THREADING

MILLING

HOLDERS

INDEX





EDP Numerical Index

ABOUT OSG

DRILLING

THREADING

MILLING

HOLDERS

INDEX

List Number	Page No.
3900073	412
3900075	412
3900084	412
3900086	412
3900495	409
3900496	409
3900497	409
3900498	409
3900499	409
3900500	409
3900501	409
3900502	409
3900503	409
3900504	409
4105200	973
4105300	973
4105400	973
4105700	973
4205000	971
4205100	971
4205200	971
4205300	971
4205400	971
4205500	971
4205600	971
4205700	971
4205800	971
4205900	971
4300100	974
4300300	974
4300500	974
4300700	974
4301200	974
4301300	974
4301500	974
4301700	974
4302100	974
4309700	974
4310100	974
4310300	974
4310500	974
4310700	974
4310900	974
4312100	974
4312300	974
4312500	974
4313300	974
4313500	974
4313700	974
4400100	1119
4400300	1119
4400500	1119
4400700	1119
4401300	1119
4401500	1119
4410500	1119
4410900	1119
4412100	1119
4412500	1119
4413300	1119
4413700	1119
4420900	1119
4421100	1119
4500000	968
4500100	968
4500300	968
4500500	968
4500508	968
4500700	968
4500708	968
4500800	968
4500808	968
4500900	968
4501000	968
4501008	968
4501100	968

List Number	Page No.
4501300	968
4501500	968
4501600	968
4501700	968
4501900	968
4502100	968
4502300	968
4509000	968
4509100	968
4509200	968
4509400	968
4509500	968
4509700	968
4509800	968
4509900	968
4510100	968
4510500	968
4510700	968
4510900	968
4510908	968
4511500	968
4511900	968
4512100	968
4512300	968
4512500	968
4513100	968
4513300	968
4513308	968
4513500	968
4513700	968
4513900	968
4514500	968
4520100	968
4520500	968
4520700	968
4520900	968
4521100	968
4521300	968
4550008	969
4550011	969
4550108	969
4550111	969
4550308	969
4550311	969
4550408	969
4550411	969
4550508	969
4550511	969
4550608	969
4550708	969
4550711	969
4551208	969
4551211	969
4551308	969
4551311	969
4551408	970
4551508	970
4551511	970
4551608	970
4552108	969
4558908	969
4559008	969
4559011	969
4559108	969
4559111	969
4559208	969
4559211	969
4559308	969
4559311	969
4559408	969
4559411	969
4559508	969
4559511	969
4559608	969
4559611	969
4559708	969

List Number	Page No.
4559711	969
4559808	969
4559811	969
4559908	969
4560008	969
4560108	970
4560111	970
4560308	969
4560408	969
4560508	970
4560511	970
4560708	970
4560711	970
4560908	970
4560911	970
4561008	970
4561208	969
4562108	970
4562111	970
4562308	970
4562311	970
4562508	970
4562511	970
4563308	970
4563311	970
4563508	970
4563511	970
4563708	970
4563711	970
4569108	969
4569808	969
4570708	970
4570908	970
4571108	970
4571111	970
4571308	970
4600100	972
4600300	972
4600500	972
4600600	972
4600700	972
4601200	972
4601300	972
4601500	972
4610400	972
4610500	972
4610700	972
4610900	972
4612100	972
4612300	972
4612500	972
4613300	972
4613700	972
4700000	976
4700100	976
4700200	976
4700300	976
4700500	976
4700600	976
4700700	976
4700900	976
4701300	976
4701400	976
4701500	976
4701700	976
4701900	976
4702100	976
4709100	976
4709400	976
4709500	976
4709600	976
4709700	976
4710000	976
4710100	976
4710500	976
4710600	976

List Number	Page No.
4710900	976
4711500	976
4712100	976
4712300	976
4712500	976
4713300	976
4713500	976
4713700	976
4713900	976
4716100	976
4716500	976
4716900	976
4720100	976
4720500	976
4720900	976
4721100	976
4721300	976
4726500	976
4726700	976
4726900	976
4727100	976
4727300	976
4900100	975
4900300	975
4900500	975
4900600	975
4900700	975
4900800	975
4900900	975
4901100	975
4901300	975
4901400	975
4901500	975
4901700	975
4901900	975
4902100	975
4902300	975
4909000	975
4909100	975
4909200	975
4909400	975
4909500	975
4909700	975
4909800	975
4909900	975
4910100	975
4910500	975
4910700	975
4910900	975
4911500	975
4911900	975
4912100	975
4912300	975
4912500	975
4913100	975
4913300	975
4913500	975
4913700	975
4913900	975
4914500	975
4920100	975
4920500	975
4920700	975
4920900	975
4921100	975
4921300	975
4926100	975
4926500	975
4926700	975
4926900	975
4927100	975
4927300	975
5001400	543
5001405	543
5001500	543
5001505	543





List Number	Page No.	List Number	Page No.	List Number	Page No.	List Number	Page No.
5001508	543	5204200	949	5227400	977	5306400	953
5001800	543	5204300	949	5227500	977	5310100	955
5001808	543	5204400	949	5227600	977	5310200	955
5001900	543	5205100	949	5227700	977	5310300	955
5001908	543	5205105	949	5227800	978	5310400	955
5002600	544	5205200	949	5228000	978	5310500	955
5002700	544	5205300	949	5228100	978	5310600	955
5002705	544	5205400	949	5228200	978	5310700	955
5002708	544	5205500	949	5229100	977	5311100	955
5003400	544	5206100	949	5229200	977	5311200	955
5003405	544	5206200	949	5229300	977	5311300	955
5003408	544	5206300	949	5229400	977	5311500	955
5003500	544	5206400	949	5229500	977	5312100	955
5003505	544	5207400	949	5229600	977	5312300	955
5003508	544	5209100	949	5229605	977	5312500	955
5004600	544	5209200	949	5229700	977	5312700	955
5004608	544	5209300	949	5229800	977	5313100	955
5004700	544	5209400	949	5229900	977	5313200	955
5004705	544	5209500	949	5230100	1120	5313300	955
5004708	544	5209700	949	5230200	1120	5314100	955
5005400	545	5210100	1116	5230300	1120	5314200	955
5005408	545	5210200	1116	5230400	1120	5315100	955
5005500	545	5210300	1116	5230500	1120	5315200	955
5005505	545	5210400	1116	5231100	1120	5315300	955
5005508	545	5210500	1116	5232100	1120	5315500	955
5006200	545	5210600	1116	5233100	1120	5316100	955
5006205	545	5211100	1116	5235100	1120	5316200	955
5007000	545	5211200	1116	5239600	1120	5316300	955
5007008	546	5211300	1116	5250500	951	5316400	955
5007100	545	5211500	1116	5251100	951	5320100	980
5007108	545	5212100	1116	5252100	951	5320200	980
5200100	949	5213100	1116	5253100	951	5320300	980
5200105	949	5213200	1116	5254100	951	5320400	980
5200200	949	5213300	1116	5255100	951	5320500	980
5200205	949	5214100	1116	5255200	951	5321100	980
5200300	949	5214300	1116	5255300	951	5322100	980
5200305	949	5215100	1116	5256100	951	5323100	980
5200400	949	5215200	1116	5256200	951	5324100	980
5200405	949	5216100	1116	5256300	951	5325100	980
5200500	949	5216200	1116	5256400	951	5329600	980
5200505	949	5217100	1116	5257400	951	5329800	980
5200600	949	5219600	1116	5260100	1117	5350300	954
5200605	949	5220100	977	5260200	1117	5350400	954
5200700	949	5220105	977	5260300	1117	5350500	954
5201100	949	5220200	977	5260400	1117	5351000	954
5201105	949	5220205	977	5260500	1117	5351100	954
5201200	949	5220300	977	5261100	1117	5352100	954
5201300	949	5220305	977	5262100	1117	5353100	954
5201305	949	5220400	977	5263100	1117	5355100	954
5201400	949	5220405	977	5265100	1117	5356100	954
5201500	949	5220500	977	5269600	1117	5356200	954
5201505	949	5220505	977	5270100	952	5356400	954
5201600	949	5221100	977	5270200	952	5360300	957
5201700	949	5221105	977	5270300	952	5360400	957
5201800	949	5222100	977	5270400	952	5360500	957
5201900	949	5222105	977	5270500	952	5361000	957
5202100	949	5223100	977	5271100	952	5361100	957
5202105	949	5223105	977	5272100	952	5362100	957
5202200	949	5224100	978	5273100	952	5363100	957
5202300	949	5224105	978	5274100	952	5364100	957
5202400	949	5225100	978	5275100	952	5365100	957
5202500	949	5225105	978	5276100	952	5366100	957
5202600	949	5226000	977	5300300	953	5366200	957
5202700	949	5226100	977	5300400	953	5366400	957
5202800	949	5226200	977	5300500	953	5400100	963
5202900	949	5226300	977	5300600	953	5400105	963
5203100	949	5226400	977	5301100	953	5400200	963
5203105	949	5226500	977	5302100	953	5400205	963
5203200	949	5226600	977	5303100	953	5400300	963
5203205	949	5226700	977	5303200	953	5400305	963
5203300	949	5226800	977	5303300	953	5400400	963
5203305	949	5226900	977	5304100	953	5400405	963
5203400	949	5227000	977	5305100	953	5400500	963
5203500	949	5227100	977	5306100	953	5400505	963
5204100	949	5227200	977	5306200	953	5400600	963
5204105	949	5227300	977	5306300	953	5400605	963

ABOUT OSG

DRILLING

THREADING

MILLING

HOLDERS

INDEX





EDP Numerical Index

ABOUT OSG

DRILLING

THREADING

MILLING

HOLDERS

INDEX

List Number	Page No.
5400700	963
5401100	963
5401105	963
5401200	963
5401300	963
5401305	963
5401400	963
5401500	963
5401505	963
5401600	963
5401700	963
5401800	963
5401900	963
5402100	963
5402200	963
5402300	963
5402400	963
5402500	963
5402600	964
5402700	964
5402800	963
5402900	963
5403100	963
5403105	963
5403200	963
5403205	963
5403300	964
5403305	964
5403400	964
5403500	964
5404100	963
5404200	964
5404300	964
5404400	964
5405100	964
5405105	964
5405200	964
5405300	964
5405400	964
5405500	964
5406100	964
5406200	964
5406300	964
5406400	964
5407400	964
5408400	964
5409100	963
5409200	963
5409300	963
5409400	963
5409500	963
5409700	963
5410100	958
5410105	958
5410108	958
5410200	958
5410205	958
5410208	958
5410300	958
5410305	958
5410308	958
5410400	958
5410405	958
5410408	958
5410500	958
5410505	958
5410508	958
5410900	958
5411000	958
5411008	958
5411100	958
5411105	958
5411500	958
5411700	958
5412000	958
5412008	958

List Number	Page No.
5412100	958
5412105	958
5412108	958
5412111	958
5412200	958
5412500	958
5412508	958
5412600	958
5413000	958
5413100	958
5413105	958
5413108	958
5413500	958
5414100	958
5414105	958
5414108	958
5414500	958
5414900	958
5415000	958
5415100	958
5415105	958
5415108	958
5415111	958
5415200	958
5415500	958
5415511	958
5415600	959
5416100	959
5416108	959
5416200	959
5416208	959
5416400	959
5416500	959
5416600	959
5417000	958
5417100	958
5417108	958
5418400	959
5420100	981
5420105	981
5420200	981
5420205	981
5420300	981
5420305	981
5420400	981
5420405	981
5420500	981
5420505	981
5421100	981
5421105	981
5422100	981
5422105	981
5423100	981
5423105	981
5424100	981
5424105	981
5425100	981
5425105	981
5426000	981
5426100	981
5426200	981
5426300	981
5426400	981
5426500	981
5426600	981
5426700	981
5426800	981
5426900	981
5427000	981
5427100	981
5427200	981
5427300	981
5427400	981
5427500	981
5427600	981
5428000	981

List Number	Page No.
5428100	981
5428200	981
5428300	981
5429100	981
5429200	981
5429300	981
5429400	981
5429500	981
5429600	981
5429605	981
5429700	981
5429800	981
5429900	981
5430100	982
5430200	982
5430300	982
5430400	982
5430500	982
5431100	982
5432100	982
5433100	982
5434100	982
5435100	982
5440500	1118
5441100	1118
5442100	1118
5442200	1118
5443100	1118
5444100	1118
5445100	1118
5446100	1118
5446200	1118
5449700	1118
5450300	966
5450400	966
5450500	966
5451000	966
5451100	966
5452100	966
5453100	966
5454100	966
5455100	966
5455200	966
5455300	966
5455500	966
5456100	966
5456200	966
5456300	966
5456400	966
5457400	966
5458400	966
5460300	961
5460308	961
5460400	961
5460408	961
5460500	961
5460508	961
5461100	961
5461108	961
5461500	961
5462100	961
5462108	961
5462500	961
5463100	961
5463108	961
5463500	961
5464100	961
5464108	961
5464500	961
5465100	961
5465108	961
5465500	961
5466100	961
5466400	961
5466500	961
5466600	961

List Number	Page No.
5468400	961
5469400	961
5475100	965
5476100	965
5476200	965
5476300	965
5476400	965
5483100	960
5484100	960
5484108	960
5485100	960
5485108	960
5485208	960
5486100	960
5486108	960
5486200	960
5486208	960
5570300	967
5570400	967
5570500	967
5571100	967
5572100	967
5573100	967
5574100	967
5575100	967
5576100	967
5576200	967
5578400	967
5580300	962
5580400	962
5580500	962
5581100	962
5581108	962
5581500	962
5582100	962
5582108	962
5582500	962
5583100	962
5583108	962
5583500	962
5584100	962
5584108	962
5584500	962
5585100	962
5585108	962
5585500	962
5585508	962
5586100	962
5586500	962
5586600	962
5588400	962
5627000	983
5627100	983
5627200	983
5627300	983
5627400	983
5627500	983
5627600	983
5627700	983
5627800	983
5627900	983
5628000	983
5637000	984
5637100	984
5637200	984
5637300	984
5637400	984
5637500	984
5637600	984
5637700	984
5637800	984
5637900	984
5638000	984
5647200	985
5647400	985
5647600	985



List Number	Page No.	List Number	Page No.	List Number	Page No.	List Number	Page No.
5647800	985	5733200	946	5800700	950	5820200	979
5648000	985	5733208	946	5800800	950	5820300	979
5667200	986	5733400	946	5800900	950	5820400	979
5667400	986	5733408	946	5801100	950	5820500	979
5667600	986	5733500	946	5801200	950	5820600	979
5667800	986	5733508	946	5801300	950	5820700	979
5668000	986	5733700	946	5801400	950	5820800	979
5677200	987	5733708	946	5802100	950	5820900	979
5677400	987	5733900	946	5802200	950	5821100	979
5677600	987	5733908	946	5802300	950	5821200	979
5677800	987	5740100	947	5803100	950	5821300	979
5678000	987	5740108	947	5803200	950	5821400	979
5687200	988	5740200	947	5803300	950	5822100	979
5687400	988	5740208	947	5804100	950	5822200	979
5687600	988	5740300	947	5804200	950	5822300	979
5687800	988	5740308	947	5805100	950	5823100	979
5688000	988	5740400	947	5805200	950	5823200	979
5707200	1121	5740408	947	5805300	950	5823300	979
5707400	1121	5740500	947	5806100	950	5824100	979
5707600	1121	5740508	947	5806200	950	5824200	979
5707800	1121	5740600	947	5806300	950	5825100	979
5708000	1121	5740608	947	5806400	950	5825200	979
5717200	1122	5740700	947	5806500	950	5827100	979
5717400	1122	5740708	947	5808100	950	5827200	979
5717600	1122	5740800	947	5808200	950	5827400	979
5717800	1122	5740808	947	5808300	950	5827500	979
5718000	1122	5740900	947	5808400	950	5828100	979
5730100	946	5740908	947	5808500	950	5828200	979
5730108	946	5741000	947	5808600	950	5828300	979
5730200	946	5741008	947	5808700	950	5828400	979
5730300	946	5741100	947	5808800	950	5828500	979
5730308	946	5741108	947	5808900	950	5828600	979
5730400	946	5741200	947	5809100	950	5828700	979
5730408	946	5741208	947	5809200	950	5828800	979
5730500	946	5741400	947	5809300	950	5828900	979
5730508	946	5741408	947	5810100	956	5829100	979
5730600	946	5741500	947	5810200	956	5829200	979
5730608	946	5741508	947	5810300	956	5829300	979
5730700	946	5741600	947	5810400	956	5910100	1132
5730708	946	5741608	947	5810500	956	5910200	1132
5730800	946	5741700	947	5810600	956	5911100	1132
5730808	946	5741708	947	5810700	956	5911200	1132
5730900	946	5741900	947	5810800	956	5912100	1132
5730908	946	5741908	947	5810900	956	5912400	1132
5731000	946	5742000	947	5811100	956	5914100	1132
5731008	946	5742008	947	5811200	956	5914200	1132
5731100	946	5742100	947	5811300	956	5914300	1132
5731108	946	5742108	947	5811400	956	5915100	1132
5731200	946	5742300	947	5812100	956	5915200	1132
5731208	946	5742308	947	5812200	956	5916100	1132
5731400	946	5742400	947	5812300	956	5916300	1132
5731408	946	5742408	947	5813100	956	5916400	1132
5731500	946	5742600	948	5813200	956	5916500	1132
5731508	946	5742608	948	5813300	956	5917100	1132
5731600	946	5742700	948	5814100	956	5917200	1132
5731608	946	5742708	948	5814200	956	5917300	1132
5731700	946	5742800	948	5815100	956	5918100	1132
5731708	946	5742808	948	5815200	956	5918200	1132
5731900	946	5743000	948	5815300	956	5918300	1132
5731908	946	5743008	948	5816100	956	5919100	1132
5732000	946	5743200	948	5816200	956	5930100	1133
5732008	946	5743208	948	5816300	956	5930200	1133
5732100	946	5743400	948	5816400	956	5931100	1133
5732108	946	5743408	948	5818100	956	5931200	1133
5732300	946	5743500	948	5818200	956	5931300	1133
5732308	946	5743508	948	5818300	956	5932100	1133
5732400	946	5743700	948	5818400	956	5932300	1133
5732408	946	5743708	948	5818500	956	5934200	1133
5732600	946	5743900	948	5818600	956	5934300	1133
5732608	946	5743908	948	5818700	956	5935100	1133
5732700	946	5800100	950	5818800	956	5935200	1133
5732708	946	5800200	950	5818900	956	5936100	1133
5732800	946	5800300	950	5819100	956	5936300	1133
5732808	946	5800400	950	5819200	956	5936400	1133
5733000	946	5800500	950	5819300	956	5936500	1133
5733008	946	5800600	950	5820100	979	5937100	1133

ABOUT OSG

DRILLING

THREADING

MILLING

HOLDERS

INDEX





EDP Numerical Index

ABOUT OSG

DRILLING

THREADING

MILLING

HOLDERS

INDEX

List Number	Page No.
5937200	1133
5937300	1133
5938100	1133
5938200	1133
5938300	1133
5939100	1133
5942200	1134
5942300	1134
5942400	1134
5942500	1134
5942600	1134
5943100	1134
5943200	1134
5943300	1134
5944200	1134
5944300	1134
5944400	1134
5944700	1134
5944800	1134
5944900	1134
5945000	1134
5945100	1134
5945200	1134
5945400	1134
5945500	1134
5945600	1134
5945700	1134
5946100	1134
5946200	1134
5946300	1134
5946400	1134
5946500	1134
5946600	1134
5947100	1134
5947200	1134
5947300	1134
5948100	1134
5948200	1134
5952100	1135
5952200	1135
5952300	1135
5952400	1135
5952500	1135
5952600	1135
5953100	1135
5953200	1135
5953300	1135
5954200	1135
5954300	1135
5954400	1135
5954700	1135
5954800	1135
5954900	1135
5955000	1135
5955100	1135
5955200	1135
5955400	1135
5955500	1135
5955600	1135
5955700	1135
5956100	1135
5956200	1135
5956300	1135
5956400	1135
5956500	1135
5956600	1135
5957100	1135
5957200	1135
5957300	1135
5958100	1135
5961200	1136
5962200	1136
5962300	1136
5962400	1136
5964200	1136
5964300	1136

List Number	Page No.
5964700	1136
5965200	1136
5966100	1136
5966300	1136
5966400	1136
5967200	1136
5968100	1136
5972400	1137
5974200	1137
5974500	1137
5976100	1137
5976300	1137
5976400	1137
6002600	728
6002700	728
6003200	728
6003300	728
6004500	728
6004600	728
6006000	728
6006100	728
6006600	728
6006700	728
6007500	728
6007600	728
6008100	728
6008200	728
6010200	728
6010300	728
6013200	728
6013300	728
6014400	728
6014500	728
6015600	728
6015700	728
6016500	728
6016600	728
6018300	729
6018400	728
6018600	729
6018700	729
6019600	729
6019800	729
6019900	729
6022000	729
6150511	220
6150611	220
6150711	220
6151011	221
6151111	221
6151211	221
6151411	222
6151511	222
6151611	222
6151711	223
6151811	223
6151911	223
6152011	224
6152211	224
6152311	224
6152411	225
6152511	225
6152611	225
6152711	226
6152811	226
6152911	226
6153011	226
6153111	227
6153211	227
6153311	227
6153411	227
6153511	228
6153711	228
6153811	228
6154011	229
6154111	229

List Number	Page No.
6154211	229
6154311	230
6154411	230
6154511	230
6154611	230
6154711	231
6154811	231
6154911	231
6155011	231
6155111	232
6155211	232
6155311	232
6155511	233
6155611	233
6155811	233
6155911	234
6156011	234
6156111	234
6156311	234
6156411	234
6156511	234
6156611	234
6156711	234
6156811	234
6156911	234
6157011	234
6157111	234
6157211	235
6157311	235
6157411	235
6157511	235
6157711	235
6157911	235
6158011	235
6158111	235
6158211	235
6158311	235
6158511	235
6158611	235
6158811	236
6159011	236
6159511	236
6159611	236
6159811	236
6159911	236
6160011	236
6160211	236
6160311	236
6160511	236
6160711	237
6161011	237
6161111	237
6161511	237
6162011	237
6162311	237
6162411	237
6162511	237
6162611	237
6162711	237
6162811	237
6162911	237
6163011	237
6163111	238
6163511	238
6164011	238
6164111	238
6164311	238
6164511	238
6165011	238
6165311	238
6165911	238
6166011	238
6166111	238
6166511	238
6166711	238
6167111	239

List Number	Page No.
6167211	239
6167711	239
6168011	239
6169111	239
6171011	239
6171511	239
6173011	239
6200100	941
6200200	941
6200300	941
6200400	941
6200500	941
6201100	941
6202100	941
6203100	941
6205100	941
6206100	941
6206200	941
6210100	1114
6210200	1114
6210300	1114
6210400	1114
6210500	1114
6211100	1114
6212100	1114
6213100	1114
6215100	1114
6216100	1114
6216200	1114
6252011	241
6252211	241
6252411	242
6252511	242
6252911	243
6253011	243
6253111	243
6253211	243
6253311	244
6253511	244
6253711	245
6253811	245
6254011	245
6254511	246
6254811	247
6255211	248
6255511	249
6256111	250
6256511	250
6256611	250
6256811	250
6257011	250
6257411	250
6257711	250
6257911	250
6258511	251
6258611	251
6259111	251
6259211	251
6259511	251
6259811	251
6260211	252
6260711	252
6260911	252
6261011	252
6261111	252
6262311	252
6262411	252
6262611	253
6262711	253
6265011	253
6273011	253
6410100	942
6410200	942
6410300	942
6410400	942
6410500	942



List Number	Page No.	List Number	Page No.	List Number	Page No.	List Number	Page No.
6410600	942	6900105	945	7800120	285	7800412	1250
6411100	942	6900305	945	7800121	285	7800413	1250
6411500	942	6900505	945	7800122	285	7800414	1250
6412100	942	6900705	945	7800123	285	7800415	1250
6412500	942	6900905	945	7800124	285	7800416	1250
6413100	942	6901305	945	7800125	285	7800500	1248
6413500	942	6901505	945	7800126	285	7800501	1248
6414100	942	6901705	945	7800127	285	7800502	1248
6414500	942	6909105	945	7800128	285	7800503	1248
6415100	942	6909405	945	7800130	285	7800504	1248
6415500	942	6909705	945	7800131	285	7800505	1248
6416100	942	6909805	945	7800132	285	7800506	1248
6416200	942	6910105	945	7800133	285	7800507	1248
6416400	942	6910505	945	7800134	285	7800508	1248
6440500	1115	6910905	945	7800135	285	7800509	1248
6441100	1115	6912105	945	7800136	285	7800600	1243
6441500	1115	6912305	945	7800137	285	7800601	1243
6442100	1115	6912505	945	7800138	285	7800603	1243
6442500	1115	6913305	945	7800139	285	7800605	1243
6443100	1115	6913505	945	7800140	285	7800606	1243
6443500	1115	6920105	945	7800200	1251	7800607	1243
6444100	1115	6920505	945	7800201	1251	7800608	1243
6444500	1115	6920705	945	7800202	1251	7800610	1243
6445100	1115	6920905	945	7800203	1251	7800612	1243
6445500	1115	7002600	725	7800204	1251	7800613	1243
6446100	1115	7003200	725	7800206	1251	7800614	1243
6446200	1115	7004400	725	7800207	1251	7800615	1243
6446500	1115	7005000	725	7800208	1251	7800616	1243
6446600	1115	7007100	725	7800209	1251	7800617	1243
6450001	1257	7008600	725	7800210	1251	7800618	1243
6450002	1257	7009800	725	7800211	1251	7800700	1240
6460300	943	7010700	725	7800212	1251	7800701	1240
6460500	943	7014700	725	7800213	1251	7800702	1240
6461100	943	7015300	725	7800214	1251	7800703	1240
6461500	943	7015900	725	7800216	1251	7800704	1240
6462100	943	7016200	725	7800217	1251	7800705	1240
6462500	943	7017100	725	7800218	1251	7800706	1240
6463100	943	7017400	725	7800219	1251	7800707	1240
6463500	943	7018000	725	7800300	1249	7800708	1240
6464100	943	7018300	725	7800301	1249	7800709	1240
6464500	943	7800000	1256	7800302	1249	7800710	1240
6465100	943	7800004	1256	7800303	1249	7800711	1240
6465500	943	7800009	1256	7800304	1249	7800712	1240
6466100	943	7800013	1256	7800305	1249	7800713	1240
6466200	943	7800052	1257	7800306	1249	7800714	1240
6466400	943	7800053	1257	7800307	1249	7800715	1240
6600300	944	7800054	1257	7800308	1249	7800716	1240
6600400	944	7800055	1257	7800309	1249	7800717	1240
6600500	944	7800056	1257	7800310	1249	7800718	1240
6600600	944	7800057	1257	7800311	1249	7800719	1240
6601100	944	7800058	1257	7800312	1249	7800720	1240
6602100	944	7800059	1257	7800313	1249	7800721	1240
6603100	944	7800060	1257	7800314	1249	7800722	1240
6604100	944	7800061	1257	7800315	1249	7800723	1240
6605100	944	7800062	1257	7800316	1249	7800724	1240
6737005	938	7800063	1257	7800317	1249	7800725	1241
6737105	938	7800100	285	7800318	1249	7800726	1241
6737205	938	7800101	285	7800319	1249	7800727	1241
6737305	938	7800102	285	7800320	1249	7800728	1241
6737405	938	7800103	285	7800321	1249	7800729	1241
6737505	938	7800104	285	7800322	1249	7800730	1240
6737605	938	7800105	285	7800323	1249	7800731	1240
6737705	938	7800106	285	7800324	1249	7800732	1240
6737805	938	7800107	285	7800325	1249	7800733	1240
6737905	938	7800108	285	7800400	1250	7800734	1240
6738005	938	7800109	285	7800401	1250	7800735	1240
6767205	939	7800110	285	7800402	1250	7800736	1241
6767405	939	7800111	285	7800403	1250	7800737	1241
6767605	939	7800112	285	7800404	1250	7800738	1241
6767805	939	7800113	285	7800405	1250	7800739	1241
6768005	939	7800114	285	7800406	1250	7800740	1240
6777205	940	7800115	285	7800407	1250	7800741	1240
6777405	940	7800116	285	7800408	1250	7800742	1240
6777605	940	7800117	285	7800409	1250	7800743	1241
6777805	940	7800118	285	7800410	1250	7800744	1240
6778005	940	7800119	285	7800411	1250	7800745	1241

ABOUT OSG

DRILLING

THREADING

MILLING

HOLDERS

INDEX





EDP Numerical Index

ABOUT OSG

DRILLING

THREADING

MILLING

HOLDERS

INDEX

EDP Number	Page No.
7800750	1240
7800751	1240
7800752	1240
7800753	1240
7800754	1240
7800755	1240
7800756	1240
7800757	1240
7800758	1240
7800759	1240
7800760	1240
7800761	1240
7800762	1240
7800763	1240
7800764	1240
7800765	1240
7800766	1240
7800767	1240
7800800	1242
7800801	1242
7800802	1242
7800803	1242
7800804	1242
7800805	1242
7800806	1242
7800807	1242
7800808	1242
7800809	1242
7800810	1242
7800811	1242
7800900	1238
7800901	1238
7800902	1238
7800903	1238
7800904	1238
7800905	1238
7800906	1238
7800907	1238
7800908	1238
7800909	1238
7800910	1238
7800911	1238
7800912	1238
7800913	1238
7800914	1238
7800915	1238
7800916	1238
7800917	1238
7800918	1238
7800919	1238
7800920	1238
7800921	1238
7800922	1238
7800923	1238
7800924	1238
7800925	1238
7800926	1238
7800927	1238
7800928	1238
7800929	1238
7800930	1238
7800931	1238
7800932	1238
7800933	1238
7800934	1238
7800935	1238
7800936	1238
7800937	1238
7800938	1238
7800939	1238
7800940	1239
7800941	1239
7800942	1238
7800943	1238
7800944	1238
7800945	1238

EDP Number	Page No.
7801000	1210
7801001	1210
7801002	1210
7801003	1210
7801004	1210
7801005	1210
7801006	1210
7801007	1210
7801008	1210
7801009	1210
7801010	1210
7801011	1210
7801012	1210
7801014	1210
7801015	1210
7801016	1210
7801017	1210
7801018	1210
7801020	1210
7801021	1210
7801022	1210
7801023	1210
7801024	1210
7801025	1210
7801026	1210
7801027	1210
7801100	1207
7801101	1207
7801102	1207
7801103	1207
7801104	1207
7801105	1208
7801106	1208
7801107	1208
7801108	1208
7801109	1208
7801110	1208
7801111	1208
7801112	1208
7801113	1208
7801114	1208
7801115	1207
7801116	1207
7801117	1207
7801118	1207
7801119	1207
7801120	1208
7801121	1207
7801122	1207
7801123	1207
7801124	1207
7801125	1207
7801126	1207
7801127	1207
7801128	1207
7801129	1208
7801130	1208
7801131	1208
7801132	1208
7801133	1208
7801134	1208
7801135	1208
7801136	1208
7801137	1208
7801138	1208
7801139	1207
7801140	1207
7801141	1207
7801142	1208
7801143	1208
7801144	1208
7801200	1209
7801201	1209
7801202	1209
7801203	1209
7801204	1209

EDP Number	Page No.
7801205	1209
7801206	1209
7801207	1209
7801208	1209
7801209	1209
7801210	1209
7801211	1209
7801212	1209
7801213	1209
7801214	1209
7801215	1209
7801216	1209
7801217	1209
7801300	1205
7801301	1205
7801302	1205
7801303	1205
7801304	1205
7801305	1205
7801306	1205
7801307	1205
7801308	1205
7801309	1205
7801310	1205
7801311	1205
7801312	1205
7801313	1205
7801314	1205
7801315	1205
7801316	1205
7801317	1205
7801318	1205
7801319	1205
7801320	1206
7801321	1206
7801322	1205
7801323	1206
7801324	1206
7801325	1206
7801326	1205
7801327	1205
7801328	1205
7801329	1205
7801330	1206
7801331	1205
7801332	1206
7801333	1206
7801334	1206
7801335	1206
7801336	1205
7801337	1205
7801338	1205
7801339	1205
7801340	1205
7801341	1205
7801342	1205
7801343	1205
7801344	1205
7801345	1205
7801346	1205
7801347	1206
7801348	1206
7801349	1206
7801350	1206
7801351	1206
7801352	1206
7801353	1206
7801354	1206
7801355	1206
7801356	1206
7801357	1205
7801358	1206
7801359	1205
7801360	1206
7801361	1206
7801362	1206

EDP Number	Page No.
7801363	1206
7801364	1206
7801365	1206
7801366	1206
7801367	1206
7801400	1265
7801401	1265
7801402	1265
7801403	1265
7801404	1265
7801405	1265
7801406	1265
7801407	1265
7801419	1265
7801420	1265
7801421	1265
7801422	1265
7801423	1265
7801424	1265
7801425	1265
7801426	1265
7801427	1265
7801429	1265
7801430	1265
7801431	1265
7801432	1265
7801433	1265
7801434	1265
7801435	1265
7801436	1265
7801437	1265
7801439	1265
7801440	1265
7801441	1265
7801442	1265
7801443	1265
7801444	1265
7801445	1265
7801446	1265
7801447	1265
7801490	1267
7801490	1292
7801491	1267
7801491	1292
7801492	1267
7801492	1292
7801493	1267
7801493	1292
7801494	1267
7801494	1292
7801495	1267
7801495	1292
7801500	1245
7801500	1289
7801501	1245
7801501	1289
7801502	1245
7801502	1289
7801503	1245
7801503	1289
7801504	1245
7801504	1289
7801505	1245
7801505	1289
7801506	1245
7801506	1289
7801507	1245
7801507	1289
7801508	1245
7801508	1289
7801509	1245
7801509	1289
7801510	1245
7801510	1289
7801511	1245
7801511	1289



EDP Number	Page No.	EDP Number	Page No.	EDP Number	Page No.	EDP Number	Page No.
7801512	1245	7801704	1253	7802530	1297	7802767	281
7801512	1289	7801704	1290	7802531	1297	7802768	281
7801520	1245	7801705	1253	7802550	1298	7802769	281
7801520	1288	7801705	1290	7802551	1298	7802770	281
7801521	1245	7801706	1253	7802552	1298	7802771	281
7801521	1289	7801706	1290	7802553	1298	7802772	281
7801522	1245	7801707	1253	7802554	1298	7802773	281
7801522	1289	7801707	1290	7802555	1298	7802774	281
7801523	1245	7801890	1326	7802556	1298	7802775	281
7801523	1289	7801891	1326	7802557	1298	7802776	281
7801524	1245	7801892	1326	7802558	1298	7802777	281
7801524	1289	7801893	1321	7802559	1298	7802778	281
7801525	1245	7801894	1321	7802560	1298	7802779	281
7801525	1289	7801895	1321	7802561	1298	7802780	280
7801526	1245	7801896	1321	7802562	1298	7802781	280
7801526	1289	7801897	1326	7802563	1298	7802782	280
7801527	1245	7801900	1296	7802564	1298	7802783	280
7801527	1289	7801901	1296	7802565	1298	7802784	280
7801528	1245	7801902	1296	7802566	1298	7802785	280
7801528	1289	7801903	1296	7802567	1298	7802790	280
7801529	1245	7801904	1296	7802568	1298	7802791	280
7801529	1289	7801905	1296	7802569	1298	7802792	280
7801530	1245	7801910	1296	7802570	1298	7802793	280
7801530	1289	7801911	1296	7802571	1298	7802794	280
7801531	1245	7801912	1296	7802572	1298	7802795	280
7801531	1289	7801913	1296	7802573	1298	7802796	280
7801532	1245	7801914	1296	7802717	280	7802797	280
7801532	1289	7801915	1296	7802718	280	7802850	1220
7801600	1212	7801916	1296	7802719	280	7802851	1220
7801600	1286	7801917	1296	7802720	280	7802852	1220
7801601	1212	7801918	1296	7802721	280	7802900	1218
7801601	1286	7801919	1296	7802722	280	7802901	1218
7801602	1212	7802000	1186	7802723	280	7802902	1218
7801602	1286	7802001	1186	7802724	280	7802903	1218
7801603	1212	7802002	1186	7802725	280	7802904	1218
7801603	1286	7802003	1186	7802726	280	7802905	1218
7801604	1212	7802004	1186	7802727	280	7802906	1218
7801604	1286	7802020	1190	7802728	280	7803001	1194
7801605	1212	7802021	1190	7802729	280	7803002	1194
7801605	1286	7802022	1190	7802730	280	7803003	1194
7801606	1212	7802023	1190	7802731	280	7803011	1196
7801606	1286	7802024	1190	7802732	280	7803012	1196
7801607	1212	7802089	1190	7802733	280	7803013	1196
7801607	1286	7802091	1190	7802734	280	7803100	1226
7801608	1212	7802093	1190	7802735	280	7803101	1226
7801608	1286	7802095	1190	7802736	280	7803102	1226
7801609	1212	7802500	1297	7802737	280	7803103	1226
7801609	1286	7802501	1297	7802738	280	7803104	1226
7801610	1212	7802502	1297	7802739	280	7803105	1226
7801610	1286	7802503	1297	7802740	280	7803106	1226
7801611	1212	7802504	1297	7802741	280	7803107	1226
7801611	1286	7802505	1297	7802742	280	7803108	1226
7801612	1212	7802506	1297	7802743	280	7803109	1226
7801612	1286	7802507	1297	7802744	280	7803110	1226
7801613	1212	7802508	1297	7802745	280	7803111	1226
7801613	1286	7802509	1297	7802746	280	7803112	1226
7801614	1212	7802510	1297	7802747	280	7803113	1226
7801614	1286	7802511	1297	7802748	280	7803114	1226
7801615	1212	7802512	1297	7802749	280	7803115	1226
7801615	1286	7802513	1297	7802750	280	7803117	267
7801616	1212	7802514	1297	7802751	280	7803118	267
7801616	1286	7802515	1297	7802752	280	7803119	267
7801617	1212	7802516	1297	7802753	280	7803120	267
7801617	1286	7802517	1297	7802754	280	7803121	267
7801618	1212	7802518	1297	7802755	280	7803122	267
7801618	1286	7802519	1297	7802756	281	7803123	267
7801619	1212	7802520	1297	7802757	281	7803124	267
7801619	1286	7802521	1297	7802758	281	7803125	267
7801700	1253	7802522	1297	7802759	281	7803126	267
7801700	1290	7802523	1297	7802760	281	7803127	267
7801701	1253	7802524	1297	7802761	281	7803128	267
7801701	1290	7802525	1297	7802762	281	7803129	267
7801702	1253	7802526	1297	7802763	281	7803130	267
7801702	1290	7802527	1297	7802764	281	7803131	267
7801703	1253	7802528	1297	7802765	281	7803132	267
7801703	1290	7802529	1297	7802766	281	7803133	267

ABOUT OSG

DRILLING

THREADING

MILLING

HOLDERS

INDEX





EDP Numerical Index

ABOUT OSG

DRILLING

THREADING

MILLING

HOLDERS

INDEX

EDP Number	Page No.
7803134	267
7803135	267
7803136	267
7803137	267
7803138	267
7803139	267
7803140	268
7803141	268
7803142	268
7803143	268
7803144	268
7803145	268
7803146	268
7803147	268
7803148	268
7803149	268
7803150	268
7803151	268
7803152	268
7803153	268
7803154	268
7803155	268
7803156	268
7803157	268
7803158	268
7803159	268
7803160	268
7803161	268
7803162	268
7803163	268
7803164	268
7803165	268
7803166	268
7803167	268
7803168	268
7803169	268
7803170	268
7803171	268
7803172	268
7803173	269
7803174	269
7803175	269
7803176	269
7803177	269
7803178	269
7803179	269
7803180	267
7803181	267
7803182	267
7803183	267
7803184	267
7803185	267
7803190	267
7803191	267
7803192	267
7803193	267
7803194	267
7803195	267
7803196	268
7803197	268
7803210	272
7803211	272
7803212	272
7803213	272
7803214	272
7803215	272
7803216	272
7803217	272
7803218	272
7803219	272
7803220	272
7803221	272
7803222	272
7803223	272
7803224	272
7803225	272

EDP Number	Page No.
7803226	272
7803227	272
7803228	272
7803229	272
7803230	272
7803231	272
7803232	272
7803233	272
7803234	272
7803235	272
7803236	272
7803237	272
7803238	272
7803239	272
7803240	272
7803241	272
7803242	272
7803243	272
7803244	272
7803245	272
7803246	272
7803247	272
7803248	272
7803249	272
7803250	273
7803251	273
7803252	273
7803253	273
7803254	273
7803255	273
7803256	273
7803257	273
7803258	273
7803259	273
7803260	273
7803261	273
7803262	273
7803263	273
7803264	273
7803265	273
7803266	273
7803267	273
7803268	273
7803269	273
7803270	273
7803271	273
7803272	273
7803273	273
7803274	273
7803275	273
7803276	273
7803277	273
7803278	273
7803279	273
7803290	272
7803291	272
7803292	272
7803293	272
7803294	272
7803295	272
7803296	272
7803297	272
7803300	272
7803301	272
7803302	272
7803303	272
7803304	272
7803305	273
7803306	273
7803307	273
7803308	273
7803309	273
7803311	276
7803312	276
7803313	276
7803314	276

EDP Number	Page No.
7803315	276
7803316	276
7803317	276
7803318	276
7803319	276
7803320	276
7803321	276
7803322	276
7803323	276
7803324	276
7803325	276
7803326	276
7803327	276
7803328	276
7803329	276
7803330	276
7803331	276
7803332	276
7803333	276
7803334	276
7803335	276
7803336	276
7803337	276
7803338	276
7803339	276
7803340	276
7803341	276
7803342	276
7803343	276
7803344	276
7803345	276
7803346	276
7803347	276
7803348	276
7803349	276
7803350	276
7803351	276
7803352	276
7803353	276
7803354	276
7803355	276
7803356	277
7803357	277
7803358	277
7803359	277
7803360	277
7803361	277
7803362	277
7803363	277
7803364	277
7803365	277
7803366	277
7803367	277
7803368	277
7803369	277
7803370	277
7803371	277
7803372	277
7803373	277
7803374	277
7803375	277
7803376	277
7803377	277
7803378	277
7803379	277
7803390	276
7803391	276
7803392	276
7803393	276
7803394	276
7803395	276
7803396	276
7803397	276
7803401	301
7803402	301
7803403	301

EDP Number	Page No.
7803404	301
7803405	302
7803406	302
7803410	1230
7803411	1230
7803412	1230
7803413	1230
7803414	1230
7803415	1230
7803416	1232
7803416	1287
7803417	1232
7803417	1287
7803418	1232
7803418	1287
7803551	1323
7803552	1323
7803553	1323
7803554	1323
7803600	1260
7803601	1260
7803602	1260
7803603	1260
7803604	1260
7803605	1260
7803606	1260
7803607	1260
7803608	1260
7803609	1260
7803610	1260
7803611	1260
7803612	1260
7803613	1260
7803614	1260
7803615	1260
7803616	1260
7803617	1260
7803618	1260
7803619	1260
7803620	1260
7803621	1260
7803622	1260
7803623	1260
7803624	1260
7803625	1260
7803626	1260
7803627	1260
7803628	1260
7803629	1260
7803630	1260
7803700	1200
7803701	1200
7803702	1202
7803703	1202
7803706	1202
7803707	1202
7803708	1202
7803709	1202
7803776	289
7803777	289
7803778	289
7803779	289
7803780	289
7803781	289
7803782	289
7803783	289
7803784	289
7803785	289
7803786	289
7803787	289
7803788	289
7803790	289
7803791	289
7803792	289
7803793	289
7803794	289



EDP Number	Page No.	EDP Number	Page No.	EDP Number	Page No.	EDP Number	Page No.
7803795	289	7808096	293	7808151	1192	7811015	1221
7803796	289	7808096	299	7808151	1216	7811015	1234
7803797	289	7808098	1216	7808151	1228	7811016	1254
7803798	289	7808099	1216	7808151	1255	7811017	1213
7803799	289	7808100	287	7808203	287	7811017	1221
7803800	289	7808102	287	7808203	1273	7811017	1234
7803801	289	7808104	287	7808203	1284	7811018	1213
7803802	289	7808105	1247	7808204	287	7811018	1221
7803803	289	7808107	1216	7808204	1273	7811018	1234
7803804	289	7808107	1224	7808204	1284	7811019	1213
7803805	289	7808107	1237	7808205	287	7811019	1221
7803806	289	7808108	287	7808205	1198	7811019	1234
7803807	289	7808109	1216	7808205	1204	7811020	1213
7803808	289	7808109	1224	7808205	1204	7811020	1221
7803809	1207	7808110	287	7808205	1247	7811020	1234
7803810	1207	7808110	1198	7808205	1273	7811021	1213
7803811	1207	7808110	1204	7808205	1284	7811021	1221
7803812	1207	7808110	1204	7808205	1329	7811021	1234
7803813	1207	7808111	287	7808207	1255	7811022	1213
7803814	1207	7808111	1247	7808207	1273	7811022	1221
7803815	1207	7808112	1247	7808207	1284	7811022	1234
7803816	1207	7808112	1255	7808208	287	7811022	1213
7803817	1207	7808113	287	7808208	1192	7811023	1221
7803818	1207	7808113	1247	7808208	1204	7811023	1234
7803819	1207	7808113	1255	7808208	1228	7811024	1213
7803820	1207	7808114	284	7808208	1247	7811024	1221
7803821	1207	7808114	293	7808208	1255	7811024	1234
7803822	1212	7808114	299	7808208	1273	7811046	1214
7803822	1286	7808114	1237	7808208	1284	7811046	1222
7803823	1212	7808115	1216	7808208	1332	7811046	1235
7803823	1286	7808115	1224	7808209	287	7811048	1213
7803824	1212	7808115	1237	7808209	1192	7811048	1221
7803824	1286	7808116	1255	7808209	1247	7811048	1234
7803825	1212	7808117	1273	7808209	1255	7811049	1213
7803825	1286	7808117	1284	7808209	1273	7811049	1221
7803826	1212	7808118	1273	7808209	1284	7811049	1234
7803826	1286	7808118	1284	7808211	1262	7811076	1197
7803827	1212	7808119	1273	7808212	1273	7811076	1203
7803827	1286	7808119	1284	7808212	1284	7811087	1227
7803828	291	7808120	1273	7808223	284	7811112	1213
7803829	291	7808120	1284	7808223	293	7811112	1221
7803830	291	7808121	1273	7808223	299	7811112	1234
7803831	291	7808121	1284	7808223	1216	7811113	1213
7803832	291	7808122	1273	7808224	284	7811113	1221
7803833	291	7808122	1284	7808224	293	7811113	1234
7803834	291	7808123	1273	7808224	299	7811625	1197
7803835	291	7808123	1284	7808224	304	7811625	1203
7803836	291	7808124	1273	7808225	284	7812017	1254
7803837	291	7808124	1284	7808225	1216	7812018	1254
7803838	291	7808125	1262	7808225	1224	7812019	1254
7803839	291	7808129	1204	7808225	1237	7812020	1246
7803840	291	7808129	1228	7808226	284	7812022	1246
7803842	291	7808130	1192	7808226	293	7812025	1213
7803843	291	7808131	1188	7808226	299	7812025	1221
7803844	291	7808132	1204	7808228	284	7812025	1234
7803845	291	7808132	1224	7808228	1216	7812029	1214
7803846	291	7808133	1204	7808228	1224	7812029	1222
7803847	291	7808133	1224	7808228	1237	7812029	1235
7803848	291	7808134	1204	7808229	284	7812033	1213
7803849	291	7808134	1224	7808229	293	7812033	1221
7803850	291	7808135	284	7808229	299	7812033	1234
7803851	291	7808135	293	7808229	1237	7812058	1214
7803852	291	7808135	299	7808231	1262	7812058	1222
7803853	291	7808136	284	7808282	264	7812058	1235
7803854	291	7808137	284	7808283	264	7812060	1187
7803855	291	7808138	284	7808284	264	7812062	1191
7803856	291	7808138	293	7810000	1258	7812064	1191
7803857	291	7808138	299	7811009	1254	7812075	1197
7803858	291	7808138	304	7811010	1213	7812075	1203
7803859	291	7808139	284	7811010	1221	7812086	1191
7803860	291	7808140	1192	7811010	1234	7812088	1227
7808000	1188	7808141	1192	7811013	1254	7812090	1227
7808000	1259	7808142	1262	7811014	1213	7812092	1246
7808001	1259	7808143	1262	7811014	1221	7812114	1213
7808002	1259	7808150	1216	7811014	1234	7812114	1221
7808096	284	7808150	1247	7811015	1213	7812114	1234

ABOUT OSG

DRILLING

THREADING

MILLING

HOLDERS

INDEX





EDP Numerical Index

ABOUT OSG

DRILLING

THREADING

MILLING

HOLDERS

INDEX

EDP Number	Page No.
7812115	1213
7812115	1221
7812115	1234
7812624	1197
7812624	1203
7813008	1254
7813011	1254
7813014	1254
7813020	1246
7813022	1246
7813025	1214
7813025	1222
7813025	1235
7813026	1214
7813026	1222
7813026	1235
7813028	1215
7813028	1223
7813028	1236
7813032	1214
7813032	1222
7813032	1235
7813033	1214
7813033	1222
7813033	1235
7813034	1214
7813034	1222
7813034	1235
7813035	1214
7813035	1222
7813035	1235
7813036	1214
7813036	1222
7813036	1235
7813038	1214
7813038	1222
7813038	1235
7813053	1214
7813053	1222
7813053	1235
7813054	1214
7813054	1222
7813054	1235
7813055	1214
7813055	1222
7813055	1235
7813057	1215
7813057	1223
7813057	1236
7813058	1215
7813058	1223
7813058	1236
7813061	1187
7813062	1191
7813063	1191
7813073	1197
7813073	1203
7813074	1197
7813074	1203
7813077	1215
7813077	1223
7813077	1236
7813078	1215
7813078	1223
7813078	1236
7813079	1215
7813079	1223
7813079	1236
7813080	1215
7813080	1223
7813080	1236
7813081	1215
7813081	1223
7813081	1236
7813082	1215
7813082	1223

EDP Number	Page No.
7813082	1236
7813088	1227
7813089	1227
7813092	1246
7813094	1227
7813095	1227
7813096	1227
7813116	1213
7813116	1221
7813116	1234
7813117	1213
7813117	1221
7813117	1234
7813118	1213
7813118	1221
7813118	1234
7813119	1213
7813119	1221
7813119	1234
7813120	1213
7813120	1221
7813120	1234
7813205	303
7813623	1197
7813623	1203
7814008	1254
7814009	1254
7814011	1254
7814018	1254
7814019	1254
7814020	1246
7814022	1246
7814024	1214
7814024	1222
7814024	1235
7814025	1214
7814025	1222
7814025	1235
7814026	1214
7814026	1222
7814026	1235
7814029	1215
7814029	1223
7814029	1236
7814030	1254
7814032	1214
7814032	1222
7814032	1235
7814033	1214
7814033	1222
7814033	1235
7814035	1214
7814035	1222
7814035	1235
7814038	1214
7814038	1222
7814038	1235
7814039	1214
7814039	1222
7814039	1235
7814053	1214
7814053	1222
7814053	1235
7814054	1214
7814054	1222
7814054	1235
7814055	1214
7814055	1222
7814055	1235
7814057	1215
7814057	1223
7814057	1236
7814058	1215
7814058	1223
7814058	1236
7814061	1187

EDP Number	Page No.
7814062	1191
7814063	1191
7814064	1191
7814073	1197
7814073	1203
7814074	1197
7814074	1203
7814077	1215
7814077	1223
7814077	1236
7814078	1215
7814078	1223
7814078	1236
7814079	1215
7814079	1223
7814079	1236
7814080	1215
7814080	1223
7814080	1236
7814081	1215
7814081	1223
7814081	1236
7814082	1215
7814082	1223
7814082	1236
7814088	1227
7814089	1227
7814092	1246
7814094	1227
7814095	1227
7814096	1227
7814101	292
7814101	298
7814101	1233
7814102	292
7814102	298
7814102	1233
7814103	292
7814103	298
7814103	1233
7814104	292
7814104	298
7814104	1233
7814105	292
7814105	298
7814105	1233
7814106	292
7814106	298
7814106	1233
7814108	292
7814108	298
7814108	1233
7814109	292
7814109	298
7814109	1233
7814110	292
7814110	298
7814110	1233
7814111	292
7814111	298
7814111	1233
7814123	1213
7814123	1221
7814123	1234
7814124	1213
7814124	1221
7814124	1234
7814125	1213
7814125	1221
7814125	1234
7814126	1213
7814126	1221
7814126	1234
7814205	303
7814621	1197
7814621	1203

EDP Number	Page No.
7815010	1254
7815012	1254
7815015	1254
7815021	1246
7815023	1246
7815027	1214
7815027	1222
7815027	1234
7815031	1214
7815031	1222
7815031	1234
7815050	1254
7815051	1254
7815052	1254
7815056	1215
7815056	1223
7815056	1236
7815101	292
7815101	298
7815101	1233
7815102	292
7815102	298
7815102	1233
7815103	292
7815103	298
7815103	1233
7815104	292
7815104	298
7815104	1233
7815105	292
7815105	298
7815105	1233
7815106	292
7815106	298
7815106	1233
7815108	292
7815108	298
7815108	1233
7815109	292
7815109	298
7815109	1233
7815110	292
7815110	298
7815110	1233
7815111	292
7815111	298
7815111	1233
7816021	1246
7816023	1246
7816027	1214
7816027	1222
7816027	1234
7816031	1214
7816031	1222
7816031	1234
7816034	1214
7816034	1222
7816034	1234
7816040	1214
7816040	1222
7816040	1234
7816041	1214
7816041	1222
7816041	1234
7816042	1214
7816042	1222
7816042	1234
7816043	1214
7816043	1222
7816043	1235
7816044	1214
7816044	1222
7816044	1235
7816050	1254
7816051	1254
7816052	1254



EDP Number	Page No.	EDP Number	Page No.	EDP Number	Page No.	EDP Number	Page No.
7816056	1215	7820074	1272	7820260	1282	7820407	1282
7816056	1223	7820075	1272	7820261	1282	7820408	1282
7816056	1236	7820076	1272	7820262	1282	7820409	1282
7816073	1197	7820081	1272	7820263	1282	7820410	1282
7816073	1203	7820082	1272	7820264	1282	7820411	1282
7816085	1191	7820083	1272	7820265	1282	7820412	1282
7816091	1227	7820084	1272	7820266	1282	7820413	1282
7816093	1246	7820085	1272	7820267	1282	7820414	1282
7816620	1197	7820086	1272	7820268	1282	7820415	1282
7816620	1203	7820091	1272	7820269	1282	7820416	1282
7817001	286	7820092	1272	7820270	1282	7820417	1282
7817002	286	7820093	1272	7820271	1282	7820418	1282
7817003	286	7820094	1272	7820272	1282	7820419	1282
7817004	286	7820095	1272	7820273	1282	7820420	1282
7817005	286	7820096	1272	7820274	1282	7820421	1282
7817006	286	7820101	1272	7820275	1282	7820422	1282
7817007	286	7820102	1272	7820276	1282	7820423	1282
7818001	286	7820103	1272	7820277	1282	7820424	1282
7818002	286	7820104	1272	7820278	1282	7820425	1282
7818003	286	7820105	1272	7820279	1282	7820450	1283
7818004	286	7820106	1272	7820280	1282	7820451	1283
7818005	286	7820107	1270	7820281	1282	7820452	1283
7818006	286	7820108	1270	7820282	1282	7820500	1261
7818007	286	7820109	1270	7820283	1282	7820501	1261
7819061	1187	7820110	1270	7820284	1282	7820502	1261
7820010	1270	7820111	1270	7820285	1282	7821062	1191
7820011	1270	7820112	1270	7820286	1282	7821086	1191
7820012	1270	7820113	1270	7820287	1282	7821088	1227
7820013	1270	7820200	1280	7820300	1283	7821090	1227
7820014	1270	7820201	1280	7820301	1283	7823064	282
7820015	1270	7820202	1280	7820302	1283	7823065	282
7820016	1270	7820203	1280	7820303	1283	7823066	282
7820018	1270	7820204	1280	7820304	1283	7823067	282
7820019	1270	7820205	1280	7820305	1283	7823068	282
7820020	1270	7820206	1280	7820306	1283	7823069	282
7820021	1270	7820207	1280	7820307	1283	7823071	282
7820022	1270	7820208	1280	7820308	1283	7823072	282
7820023	1270	7820209	1280	7820309	1283	7823073	282
7820024	1270	7820210	1280	7820310	1283	7823075	282
7820025	1271	7820211	1280	7820311	1283	7823097	282
7820026	1271	7820212	1280	7820312	1283	7823098	282
7820030	1270	7820213	1280	7820313	1283	7823163	282
7820031	1270	7820214	1280	7820314	1283	7823164	282
7820032	1270	7820215	1280	7820350	1280	7823165	282
7820033	1270	7820216	1280	7820351	1280	7823166	282
7820034	1270	7820217	1280	7820352	1280	7823167	282
7820035	1270	7820218	1280	7820353	1280	7823168	282
7820036	1270	7820219	1280	7820354	1280	7823169	282
7820039	1270	7820220	1280	7820355	1280	7823171	282
7820040	1270	7820221	1280	7820356	1280	7823172	282
7820041	1270	7820222	1280	7820357	1280	7823173	282
7820042	1270	7820223	1280	7820358	1280	7823175	282
7820043	1270	7820224	1280	7820359	1280	7823197	282
7820044	1270	7820225	1280	7820360	1280	7823263	283
7820045	1270	7820226	1280	7820361	1280	7823264	283
7820046	1270	7820227	1280	7820362	1280	7823265	283
7820047	1270	7820228	1281	7820363	1280	7823266	283
7820048	1270	7820229	1281	7820364	1280	7823267	283
7820049	1270	7820230	1281	7820365	1280	7823268	283
7820050	1270	7820231	1281	7820366	1280	7823269	283
7820051	1270	7820232	1281	7820367	1280	7823271	283
7820052	1270	7820233	1281	7820368	1280	7823272	283
7820053	1270	7820234	1281	7820369	1280	7823273	283
7820054	1270	7820235	1281	7820370	1280	7823275	283
7820055	1270	7820236	1281	7820371	1280	7823297	283
7820056	1270	7820237	1281	7820372	1280	7824035	1214
7820060	1270	7820250	1281	7820373	1281	7824035	1222
7820061	1270	7820251	1281	7820374	1281	7824035	1235
7820062	1270	7820252	1281	7820375	1281	7824036	1215
7820063	1270	7820253	1281	7820400	1281	7824036	1223
7820064	1270	7820254	1281	7820401	1281	7824036	1236
7820065	1270	7820255	1281	7820402	1281	7824083	1254
7820066	1270	7820256	1281	7820403	1281	7824084	1254
7820071	1272	7820257	1282	7820404	1281	7825008	1254
7820072	1272	7820258	1282	7820405	1281	7825009	1254
7820073	1272	7820259	1282	7820406	1282	7825011	1254

ABOUT OSG

DRILLING

THREADING

MILLING

HOLDERS

INDEX





EDP Numerical Index

ABOUT OSG

DRILLING

THREADING

MILLING

HOLDERS

INDEX

EDP Number	Page No.
7825017	1254
7825018	1254
7825019	1254
7825020	1246
7825022	1246
7825024	1214
7825024	1222
7825024	1234
7825025	1214
7825025	1222
7825025	1234
7825026	1214
7825026	1222
7825026	1234
7825029	1215
7825029	1223
7825029	1235
7825032	1214
7825032	1222
7825032	1234
7825033	1214
7825033	1222
7825033	1234
7825035	1214
7825035	1222
7825035	1234
7825039	1214
7825039	1222
7825039	1234
7825057	1215
7825057	1223
7825057	1235
7825058	1215
7825058	1223
7825058	1235
7825062	1191
7825063	1191
7825073	1197
7825073	1203
7825074	1197
7825074	1203
7825088	1227
7825089	1227
7825092	1246
7825127	1213
7825127	1221
7825127	1234
7825128	1213
7825128	1221
7825128	1234
7825129	1213
7825129	1221
7825129	1234
7825130	1213
7825130	1221
7825130	1234
7825622	1197
7825622	1203
7826008	1254
7826011	1254
7826014	1254
7826020	1246
7826022	1246
7826025	1214
7826025	1222
7826025	1235
7826026	1214
7826026	1222
7826026	1235
7826029	1215
7826029	1223
7826029	1236
7826032	1214
7826032	1222
7826032	1235
7826057	1215

EDP Number	Page No.
7826057	1223
7826057	1236
7826062	1191
7826063	1191
7826092	1246
7826121	1213
7826121	1221
7826121	1234
7826122	1213
7826122	1221
7826122	1234
7827020	1246
7827022	1246
7827025	1214
7827025	1222
7827025	1234
7827026	1213
7827026	1221
7827026	1234
7827028	1215
7827028	1223
7827028	1235
7827032	1214
7827032	1222
7827032	1234
7827033	1214
7827033	1222
7827033	1234
7827057	1215
7827057	1223
7827057	1235
7827058	1215
7827058	1223
7827058	1235
7827062	1191
7827063	1191
7827088	1227
7827092	1246
7828020	1246
7828022	1246
7828025	1214
7828025	1222
7828025	1235
7828026	1214
7828026	1222
7828026	1235
7828028	1215
7828028	1223
7828028	1236
7828032	1214
7828032	1222
7828032	1235
7828033	1214
7828033	1222
7828033	1235
7828057	1215
7828057	1223
7828057	1236
7828058	1215
7828058	1223
7828058	1236
7828062	1191
7828063	1191
7828088	1227
7828092	1246
7829064	282
7829065	282
7829066	282
7829067	282
7829068	282
7829069	282
7829071	282
7829072	282
7829073	282
7829075	282
7829097	282

EDP Number	Page No.
7829098	282
7829994	1299
7829995	1299
7829996	1299
7829997	1299
7829998	1299
7830004	1299
7830005	1299
7830006	1299
7830007	1299
7830008	1299
7830009	1299
7830010	1299
7830011	1299
7830012	1299
7830013	1299
7830014	1299
7830015	1299
7830016	1299
7830017	1299
7830018	1299
7830019	1299
7830020	1299
7830021	1299
7830022	1299
7830023	1299
7830054	1300
7830056	1300
7830058	1300
7830059	1300
7830061	1300
7830064	1300
7830065	1300
7830067	1300
7830069	1300
7830070	1300
7830071	1300
7830074	1300
7830094	1303
7830095	1303
7830096	1303
7830097	1303
7830104	1303
7830105	1303
7830106	1303
7830107	1303
7830108	1303
7830109	1303
7830110	1303
7830111	1303
7830112	1303
7830113	1303
7830114	1303
7830115	1303
7830116	1303
7830117	1303
7830118	1303
7830119	1303
7830120	1303
7830121	1303
7830122	1304
7830123	1304
7830124	1304
7830125	1304
7830126	1304
7830127	1304
7830128	1304
7830129	1304
7830200	1310
7830201	1310
7830202	1310
7830203	1310
7830250	1313
7830251	1313
7830252	1313
7830253	1313

EDP Number	Page No.
7830261	1314
7830262	1314
7830263	1314
7830270	1313
7830271	1313
7830272	1313
7830273	1313
7830281	1314
7830282	1314
7830283	1314
7830300	1315
7830301	1315
7830302	1315
7830303	1315
7830349	1311
7830350	1311
7830351	1311
7830352	1311
7830353	1311
7830354	1311
7830355	1311
7830356	1311
7830369	1311
7830370	1311
7830371	1311
7830372	1311
7830373	1311
7830374	1311
7830375	1311
7830376	1311
7830377	1312
7830378	1312
7830379	1312
7830380	1305
7830381	1305
7830382	1305
7830383	1305
7830400	1306
7830401	1306
7830402	1306
7830403	1306
7830404	1306
7830411	1307
7830412	1307
7830413	1307
7830414	1307
7830450	1308
7830451	1308
7830452	1308
7830453	1308
7830461	1309
7830462	1309
7830463	1309
7830464	1309
7831140	258
7831145	258
7831150	258
7831155	258
7831160	258
7831165	258
7831167	258
7831170	258
7831175	258
7831180	258
7831185	258
7831187	258
7831190	258
7831195	258
7831200	258
7831205	258
7831207	258
7831210	258
7831215	258
7831220	258
7831224	258



EDP Number	Page No.	EDP Number	Page No.	EDP Number	Page No.	EDP Number	Page No.
7831225	258	7832007	1275	7835002	1301	8070256	1327
7831230	258	7832019	1275	7835003	1301	8070257	1327
7831235	259	7832020	1275	7835004	1301	8070265	1330
7831240	259	7832021	1275	7835005	1301	8070266	1330
7831245	259	7832022	1275	7835006	1301	8070267	1330
7831250	259	7832023	1275	7835007	1301	8080801	1331
7831254	259	7832024	1275	7835008	1301	8091278	1328
7831351	258	7832025	1275	7835009	1301	8304701	414
7831352	258	7832026	1275	7835010	1301	8304711	414
7831353	258	7832027	1275	7835011	1301	8304712	414
7831354	258	7832029	1275	7835012	1301	8304721	414
7831355	258	7832030	1275	7835013	1301	8304723	414
7831356	258	7832031	1275	7835014	1301	8304732	414
7831440	260	7832032	1275	7835015	1301	8304734	414
7831445	260	7832033	1275	7835016	1301	8304743	414
7831450	260	7832034	1275	7835017	1301	8304744	414
7831455	260	7832035	1275	7835018	1302	8304753	414
7831460	260	7832036	1275	7835019	1302	8304754	414
7831465	260	7832037	1275	7835020	1302	8304773	414
7831467	260	7832039	1275	7835021	1302	8304775	414
7831470	260	7832040	1275	7835022	1302	8304784	414
7831475	260	7832041	1275	7835023	1302	8304786	414
7831480	260	7832042	1275	7835024	1302	8315055	438
7831485	260	7832043	1275	7835025	1302	8315061	438
7831487	260	7832044	1275	7835026	1302	8315067	438
7831490	260	7832045	1275	7835027	1302	8315073	438
7831495	260	7832046	1275	7835028	1302	8315085	438
7831500	260	7832047	1275	7835029	1302	8315097	438
7831505	260	7832090	1277	7835030	1302	8315103	438
7831507	260	7832090	1294	7835031	1302	8315115	438
7831510	260	7832091	1277	7835032	1302	8315121	438
7831515	260	7832091	1294	7835033	1302	8315127	438
7831520	260	7832092	1277	7835034	1302	8315254	486
7831524	260	7832092	1294	7835035	1302	8315255	486
7831525	260	7832093	1277	7835036	1302	8315260	486
7831530	260	7832093	1294	7835037	1302	8315261	486
7831535	260	7832094	1277	7835038	1302	8315266	486
7831540	260	7832094	1294	7835039	1302	8315267	486
7831545	260	7832095	1277	7835040	1302	8315272	486
7831550	261	7832095	1294	8003000	711	8315273	486
7831554	261	7832096	1277	8003600	711	8315284	486
7831740	262	7832096	1294	8005400	711	8315285	486
7831745	262	7832100	295	8005700	711	8315296	486
7831750	262	7832101	295	8006900	711	8315297	486
7831755	262	7832102	295	8007200	711	8315302	486
7831760	262	7832103	295	8007800	711	8315303	486
7831765	262	7832104	295	8008100	711	8315314	486
7831767	262	7832105	295	8008626	1332	8315315	486
7831770	262	7832106	295	8008700	711	8315633	439
7831775	262	7832107	295	8008747	1332	8315639	439
7831780	262	7832108	295	8008748	1332	8315645	439
7831785	262	7832109	295	8009000	711	8315649	439
7831787	262	7832110	295	8009023	1329	8315653	439
7831790	262	7832111	297	8009063	1332	8315657	439
7831795	262	7832112	297	8010900	711	8315661	439
7831800	262	7832113	297	8011200	711	8330049	633
7831805	262	7832114	297	8011800	711	8330055	633
7831807	262	7832115	297	8012100	711	8330061	633
7831810	262	7832116	297	8013000	711	8330067	633
7831815	262	7832117	297	8013300	711	8330073	633
7831820	262	7834001	1324	8013600	711	8330085	633
7831824	262	7834002	1324	8013700	711	8330087	633
7831825	262	7834003	1324	8015400	711	8330097	633
7831830	262	7834004	1324	8015700	711	8330099	633
7831835	262	7834011	1324	8015800	711	8330101	633
7831840	262	7834012	1324	8015900	711	8330115	633
7831845	262	7834013	1324	8017000	711	8330117	633
7831850	263	7834014	1324	8017400	711	8330119	633
7831854	263	7834994	1301	8017500	711	8330121	633
7832000	1275	7834995	1301	8018000	711	8330123	633
7832001	1275	7834996	1301	8018400	711	8330125	633
7832002	1275	7834997	1301	8019000	692	8330131	633
7832003	1275	7834998	1301	8020000	692	8330133	633
7832004	1275	7834999	1301	8033300	1328	8330139	633
7832005	1275	7835000	1301	8059301	1328	8330141	633
7832006	1275	7835001	1301	8070255	1327	8330147	633

ABOUT OSG

DRILLING

THREADING

MILLING

HOLDERS

INDEX





EDP Numerical Index

ABOUT OSG

DRILLING

THREADING

MILLING

HOLDERS

INDEX

EDP Number	Page No.
8330149	633
8331000	401
8331001	401
8331003	401
8331004	401
8331005	401
8331006	401
8331007	401
8331008	401
8331009	401
8331010	401
8331011	401
8331015	401
8331016	401
8331018	401
8331019	401
8331020	401
8331021	401
8331022	401
8331024	401
8331025	401
8331200	405
8331201	405
8331202	405
8331203	405
8331204	405
8331205	405
8331206	405
8331220	407
8331221	407
8331222	407
8331223	407
8331224	407
8331225	407
8331226	407
8331227	407
8331228	407
8331229	407
8331230	407
8331231	407
8331232	407
8331233	407
8502010	885
8502015	885
8502020	885
8502025	885
8502030	885
8502035	885
8502040	885
8502045	885
8502050	885
8502055	885
8502060	885
8502065	885
8502070	885
8502075	885
8502080	885
8502085	885
8502090	885
8502095	885
8502100	885
8502105	885
8502110	885
8502115	885
8502120	885
8502130	885
8502140	885
8502150	885
8502160	885
8525210	1083
8525211	1083
8525212	1083
8525213	1083
8525214	1083
8525215	1083
8525216	1083

EDP Number	Page No.
8525217	1083
8525218	1083
8525219	1083
8525220	1083
8525221	1083
8525222	1083
8525223	1083
8525224	1083
8525225	1083
8525226	1083
8525227	1083
8525228	1083
8525229	1083
8525230	1083
8525304	1083
8525305	1083
8525306	1083
8525307	1083
8525308	1083
8525309	1083
8525310	1083
8525622	1084
8525623	1084
8525633	1084
8525634	1084
8525654	1084
8525655	1084
8525656	1084
8525657	1084
8525854	1084
8525855	1084
8525856	1084
8525857	1084
8525877	1084
8525903	1084
8525904	1084
8525905	1084
8525956	1084
8525957	1084
8526210	1026
8526211	1026
8526220	1026
8526221	1026
8526222	1026
8526223	1026
8526231	1026
8526232	1026
8526233	1026
8526241	1026
8526242	1026
8526243	1026
8526245	1026
8526261	1026
8526262	1026
8526263	1026
8526265	1026
8526410	1027
8526411	1027
8526420	1027
8526421	1027
8526422	1027
8526423	1027
8526431	1027
8526432	1027
8526433	1027
8526441	1027
8526442	1027
8526443	1027
8526445	1027
8526461	1027
8526462	1027
8526463	1027
8526465	1027
8528822	1041
8528823	1041
8528826	1041

EDP Number	Page No.
8528862	1041
8528863	1041
8528866	1041
8528902	1041
8528903	1041
8528906	1041
8528952	1041
8528953	1041
8528956	1041
8533249	873
8533250	873
8533251	873
8533252	873
8533253	873
8533254	873
8533255	873
8533256	873
8533257	873
8533258	873
8533259	873
8533260	873
8533261	873
8533262	873
8533263	873
8533264	873
8533265	873
8533266	873
8533267	873
8533268	873
8533269	873
8533270	873
8533300	875
8533301	875
8533302	875
8533303	875
8533304	875
8533305	875
8533306	875
8533307	875
8533308	875
8533309	875
8533310	875
8533311	875
8533350	877
8533351	877
8533352	877
8533353	877
8533354	877
8533355	877
8533356	877
8533357	877
8533358	877
8533359	877
8533360	877
8533361	877
8533362	877
8533363	877
8533364	877
8533365	877
8533366	877
8533400	879
8533401	879
8533402	879
8533403	879
8533404	879
8533405	879
8549544	1078
8549545	1078
8549546	1078
8549547	1078
8549548	1078
8549549	1078
8549602	1060
8549603	1060
8549604	1060
8549605	1060

EDP Number	Page No.
8549606	1060
8549608	1060
8549610	1060
8549612	1060
8549710	847
8549715	847
8549720	847
8549725	847
8549730	847
8549740	847
8549750	847
8549760	847
8549780	847
8549810	847
8549812	847
8549816	847
8549820	847
8549830	845
8549831	845
8549832	845
8549833	845
8549834	845
8549835	845
8549836	845
8549842	996
8549845	996
8549852	996
8549855	996
8549856	996
8549862	996
8549865	996
8549866	996
8549873	996
8549875	996
8549876	996
8549883	996
8549885	996
8549886	996
8549887	996
8549888	996
8549893	996
8549895	996
8549896	996
8549897	996
8549898	996
8549899	996
8549903	996
8549906	996
8549907	996
8549908	996
8549909	996
8549916	841
8549918	841
8549920	841
8549922	841
8549945	994
8549955	994
8549965	994
8549966	994
8549975	994
8549976	994
8550010	849
8550011	849
8550012	849
8550013	849
8550014	849
8550015	849
8550016	849
8555320	871
8555321	1037
8555322	1037
8555323	1037
8555324	1037
8555325	1037
8555326	1037



EDP Number	Page No.	EDP Number	Page No.	EDP Number	Page No.	EDP Number	Page No.
8555360	871	8556336	993	8557256	843	8557495	997
8555361	1037	8556337	993	8557257	843	8557496	997
8555362	1037	8556338	993	8557340	853	8557497	997
8555363	1037	8556339	993	8557341	853	8557498	997
8555364	1037	8556340	993	8557342	853	8557499	997
8555365	1037	8556341	993	8557343	853	8557500	997
8555366	1037	8556342	993	8557344	853	8557501	997
8555400	871	8556343	993	8557345	853	8557502	997
8555401	1037	8556344	993	8557346	853	8557503	997
8555402	1037	8556345	993	8557350	853	8557504	997
8555403	1037	8556346	993	8557351	853	8557505	997
8555404	1037	8556347	993	8557352	853	8557506	997
8555405	1037	8556348	993	8557353	853	8557507	997
8555406	1037	8556349	993	8557354	853	8557508	997
8555407	1037	8556350	993	8557355	853	8557509	997
8555450	871	8556351	993	8557356	853	8557510	997
8555716	1039	8556352	993	8557360	851	8557511	997
8555720	1039	8556353	993	8557361	851	8557512	998
8555725	1039	8556354	993	8557362	851	8557513	998
8555730	836	8556355	993	8557363	851	8557514	998
8555740	836	8556356	993	8557364	851	8557515	998
8555750	836	8556357	993	8557365	851	8557516	998
8555760	836	8556358	993	8557366	851	8557517	998
8555830	835	8556359	993	8557400	1002	8557518	998
8555840	835	8556360	993	8557401	1002	8557519	998
8555850	835	8556361	993	8557402	1002	8557520	998
8555860	835	8556362	993	8557403	1002	8557521	998
8555880	835	8556363	993	8557404	1002	8557522	998
8555900	835	8556364	993	8557405	1002	8557523	998
8555920	835	8556365	993	8557406	1002	8557524	998
8555960	835	8556366	993	8557407	1002	8557525	998
8556000	835	8556367	993	8557408	1002	8557526	998
8556010	835	8556368	993	8557409	1002	8557527	998
8556050	990	8556369	993	8557410	1002	8557528	998
8556060	990	8556370	993	8557411	1002	8557529	998
8556070	990	8556371	993	8557412	1002	8557530	998
8556080	990	8556372	993	8557413	1002	8557531	998
8556090	990	8556373	993	8557414	1002	8557532	998
8556100	990	8556374	838	8557415	1002	8557533	998
8556110	990	8556375	840	8557416	1002	8557534	998
8556120	990	8556376	838	8557417	1002	8557535	998
8556130	990	8556377	840	8557418	1002	8557536	998
8556140	990	8556378	838	8557419	1002	8557537	998
8556150	990	8556379	840	8557420	1002	8557538	998
8556160	990	8556380	838	8557421	1002	8557539	998
8556170	990	8556381	840	8557422	1002	8557540	998
8556180	990	8556430	830	8557423	1002	8557541	998
8556190	990	8556440	830	8557424	1002	8557542	998
8556200	990	8556450	830	8557425	1002	8557543	998
8556210	990	8556460	830	8557426	1002	8557544	998
8556220	990	8556480	830	8557427	1002	8557545	998
8556230	990	8556500	830	8557470	997	8557546	998
8556240	990	8556520	830	8557471	997	8557547	998
8556250	990	8556550	831	8557472	997	8557548	998
8556260	990	8556560	831	8557473	997	8557549	998
8556270	990	8556570	831	8557474	997	8557550	998
8556280	990	8556580	831	8557475	997	8557551	998
8556290	990	8556590	831	8557476	997	8557552	998
8556300	990	8556600	831	8557477	997	8557553	998
8556310	990	8556618	833	8557478	997	8557554	998
8556320	838	8556630	833	8557479	997	8557555	998
8556321	840	8556724	833	8557480	997	8557556	998
8556322	838	8556740	833	8557481	997	8557557	998
8556323	840	8556830	833	8557482	997	8557558	998
8556324	838	8556850	833	8557483	997	8557559	998
8556325	840	8556936	833	8557484	997	8557560	998
8556326	838	8556960	833	8557485	997	8557561	998
8556327	840	8557243	851	8557486	997	8557562	998
8556328	838	8557244	851	8557487	997	8557563	998
8556329	840	8557245	851	8557488	997	8557564	999
8556330	838	8557246	851	8557489	997	8557565	999
8556331	840	8557251	843	8557490	997	8557566	999
8556332	838	8557252	843	8557491	997	8557567	999
8556333	840	8557253	843	8557492	997	8557568	999
8556334	838	8557254	843	8557493	997	8557569	999
8556335	840	8557255	843	8557494	997	8557570	999

ABOUT OSG

DRILLING

THREADING

MILLING

HOLDERS

INDEX





EDP Numerical Index

ABOUT OSG

DRILLING

THREADING

MILLING

HOLDERS

INDEX

EDP Number	Page No.
8557571	999
8557572	999
8557573	999
8557574	999
8557575	999
8557576	999
8557577	999
8557578	999
8557579	999
8557580	999
8557581	999
8557582	999
8557583	999
8557584	999
8557585	999
8557586	999
8557587	999
8557588	999
8557589	999
8557590	999
8557591	999
8557592	999
8557593	999
8557594	999
8557595	999
8557596	999
8557597	999
8557598	999
8557599	999
8557600	999
8557601	999
8557602	999
8557603	999
8557604	999
8557605	999
8557606	999
8557607	999
8557608	999
8557609	999
8557610	999
8557611	999
8557612	1000
8557613	1000
8557614	1000
8557615	1000
8557616	1000
8557617	1000
8557618	1000
8557619	1000
8557620	1000
8557621	1000
8557622	1000
8557623	1000
8557624	1000
8557625	1000
8557626	1000
8557627	1000
8557628	1000
8557629	1000
8557630	1000
8557631	1000
8557632	1000
8557633	1000
8557634	1000
8557635	1000
8557636	1000
8557637	1000
8557638	1000
8557639	1000
8557640	1000
8557641	1000
8557642	1000
8557643	1000
8557644	1000
8557645	1000
8567130	131

EDP Number	Page No.
8567140	131
8567150	131
8567160	131
8567165	131
8567170	131
8567180	131
8567190	131
8567200	131
8567340	131
8567345	131
8567350	131
8567355	131
8567360	131
8567370	131
8567380	131
8567390	131
8567400	131
8567450	131
8567455	131
8567460	131
8567470	131
8567480	131
8569010	132
8569011	132
8569012	132
8569013	132
8569014	132
8569015	132
8569016	132
8569017	132
8569018	132
8569019	132
8569020	132
8569025	132
8569030	132
8577050	144
8577054	144
8577055	144
8577056	144
8577060	144
8577063	144
8577064	144
8577065	144
8577070	144
8577071	144
8577072	144
8577073	144
8577074	144
8577075	144
8577080	144
8577081	144
8577082	144
8577090	144
8577091	144
8577092	144
8577100	144
8577110	144
8577111	144
8577112	144
8577115	144
8577120	144
8577127	144
8577128	144
8577129	144
8577130	144
8577140	144
8577145	144
8577146	144
8577147	144
8577150	144
8577151	144
8577152	144
8577153	144
8577155	144
8577156	144
8577157	144

EDP Number	Page No.
8577160	144
8577170	144
8577180	144
8577181	144
8577182	144
8577183	144
8577190	144
8577198	144
8577199	144
8577200	144
8577210	144
8577212	145
8577213	145
8577214	145
8577220	145
8577229	145
8577230	145
8577231	145
8577239	145
8577240	145
8577241	145
8577242	145
8577250	145
8577255	145
8577256	145
8577257	145
8577260	145
8577270	145
8577277	145
8577278	145
8577279	145
8577280	145
8577290	145
8577300	145
8589002	134
8589003	134
8589004	134
8589005	134
8589008	134
8589052	134
8589053	134
8589054	134
8589055	134
8589058	134
8589102	135
8589103	135
8589104	135
8589105	135
8589108	135
8589152	135
8589153	135
8589154	135
8589155	135
8589158	135
8589205	133
8589255	133
8593020	196
8593021	196
8593022	196
8593023	196
8593024	196
8593025	196
8593026	196
8593027	196
8593028	196
8593029	196
8593030	196
8593031	196
8593032	196
8593033	196
8593034	196
8593035	196
8593036	196
8593037	196
8593038	196
8593039	196

EDP Number	Page No.
8593040	196
8593041	196
8593042	196
8593043	196
8593044	196
8593045	196
8593046	196
8593047	196
8593048	196
8593049	196
8593050	196
8593051	196
8593052	196
8593053	196
8593054	196
8593055	196
8593056	196
8593057	196
8593058	196
8593059	196
8593060	196
8593061	196
8593062	196
8593063	196
8593064	196
8593065	196
8593066	196
8593067	196
8593068	196
8593069	196
8593070	196
8593071	196
8593072	196
8593073	197
8593074	197
8593075	197
8593076	197
8593077	197
8593078	197
8593079	197
8593080	197
8593081	197
8593082	197
8593083	197
8593084	197
8593085	197
8593086	197
8593087	197
8593088	197
8593089	197
8593090	197
8593091	197
8593092	197
8593093	197
8593094	197
8593095	197
8593096	197
8593097	197
8593098	197
8593099	197
8593100	197
8593101	197
8593102	197
8593103	197
8593104	197
8593105	197
8593106	197
8593107	197
8593108	197
8593109	197
8593110	197
8593111	197
8593112	197
8593113	197
8593114	197
8593115	197



EDP Number	Page No.	EDP Number	Page No.	EDP Number	Page No.	EDP Number	Page No.
8593116	197	8594048	208	8594124	210	8595127	221
8593117	197	8594049	208	8594125	210	8595128	222
8593118	197	8594050	208	8594126	210	8595129	222
8593119	197	8594051	208	8594127	210	8595131	222
8593120	197	8594052	208	8594128	210	8595132	222
8593121	197	8594053	208	8594129	210	8595133	222
8593122	198	8594054	208	8594130	210	8595134	222
8593123	198	8594055	208	8595051	220	8595135	222
8593124	198	8594056	208	8595052	220	8595136	222
8593125	198	8594057	208	8595053	220	8595137	222
8593126	198	8594058	208	8595054	220	8595138	222
8593127	198	8594059	208	8595055	220	8595139	222
8593128	198	8594060	208	8595056	220	8595141	222
8593129	198	8594061	208	8595057	220	8595142	222
8593130	198	8594062	208	8595058	220	8595143	222
8593135	198	8594063	208	8595059	220	8595144	222
8593140	198	8594064	208	8595061	220	8595145	222
8593145	198	8594065	208	8595062	220	8595146	222
8593150	198	8594066	208	8595063	220	8595147	222
8593155	198	8594067	208	8595064	220	8595148	222
8593160	198	8594068	208	8595065	220	8595149	222
8593165	198	8594069	208	8595066	220	8595151	222
8593170	198	8594070	208	8595067	220	8595152	222
8593175	198	8594071	208	8595068	220	8595153	222
8593180	198	8594072	208	8595069	220	8595154	222
8593185	198	8594073	209	8595071	220	8595155	222
8593190	198	8594074	209	8595072	220	8595156	222
8593195	198	8594075	209	8595073	220	8595157	222
8593200	198	8594076	209	8595074	220	8595158	222
8593205	198	8594077	209	8595075	220	8595159	222
8593210	198	8594078	209	8595076	220	8595161	222
8593215	198	8594079	209	8595077	220	8595162	222
8593220	198	8594080	209	8595078	220	8595163	222
8593225	198	8594081	209	8595079	220	8595164	223
8593230	198	8594082	209	8595081	220	8595165	223
8593235	198	8594083	209	8595082	220	8595166	223
8593240	198	8594084	209	8595083	220	8595167	223
8593245	198	8594085	209	8595084	220	8595168	223
8593250	198	8594086	209	8595085	220	8595169	223
8593255	198	8594087	209	8595086	220	8595171	223
8593260	198	8594088	209	8595087	220	8595172	223
8593265	198	8594089	209	8595088	220	8595173	223
8593270	198	8594090	209	8595089	220	8595174	223
8593280	198	8594091	209	8595091	221	8595175	223
8593290	198	8594092	209	8595092	221	8595176	223
8593300	198	8594093	209	8595093	221	8595177	223
8593310	198	8594094	209	8595094	221	8595178	223
8593320	198	8594095	209	8595095	221	8595179	223
8594020	208	8594096	209	8595096	221	8595181	223
8594021	208	8594097	209	8595097	221	8595182	223
8594022	208	8594098	209	8595098	221	8595183	223
8594023	208	8594099	209	8595099	221	8595184	223
8594024	208	8594100	209	8595101	221	8595185	223
8594025	208	8594101	209	8595102	221	8595186	223
8594026	208	8594102	209	8595103	221	8595187	223
8594027	208	8594103	209	8595104	221	8595188	223
8594028	208	8594104	209	8595105	221	8595189	223
8594029	208	8594105	209	8595106	221	8595191	223
8594030	208	8594106	209	8595107	221	8595192	223
8594031	208	8594107	209	8595108	221	8595193	223
8594032	208	8594108	209	8595109	221	8595194	223
8594033	208	8594109	209	8595111	221	8595195	223
8594034	208	8594110	209	8595112	221	8595196	223
8594035	208	8594111	209	8595113	221	8595197	223
8594036	208	8594112	209	8595114	221	8595198	224
8594037	208	8594113	209	8595115	221	8595199	224
8594038	208	8594114	209	8595116	221	8595201	224
8594039	208	8594115	209	8595117	221	8595202	224
8594040	208	8594116	209	8595118	221	8595203	224
8594041	208	8594117	209	8595119	221	8595204	224
8594042	208	8594118	209	8595121	221	8595205	224
8594043	208	8594119	209	8595122	221	8595206	224
8594044	208	8594120	209	8595123	221	8595207	224
8594045	208	8594121	209	8595124	221	8595208	224
8594046	208	8594122	210	8595125	221	8595209	224
8594047	208	8594123	210	8595126	221	8595211	224

ABOUT OSG

DRILLING

THREADING

MILLING

HOLDERS

INDEX





EDP Numerical Index

ABOUT OSG

DRILLING

THREADING

MILLING

HOLDERS

INDEX

EDP Number	Page No.
8595212	224
8595213	224
8595214	224
8595215	224
8595216	224
8595217	224
8595218	224
8595219	224
8595221	224
8595222	224
8595223	224
8595224	224
8595225	224
8595226	224
8595227	224
8595228	224
8595229	224
8595231	224
8595232	224
8595233	224
8595234	224
8595235	224
8595236	224
8595237	224
8595238	225
8595239	225
8595241	225
8595242	225
8595243	225
8595244	225
8595245	225
8595246	225
8595247	225
8595248	225
8595249	225
8595251	225
8595252	225
8595253	225
8595254	225
8595255	225
8595256	225
8595257	225
8595258	225
8595259	225
8595261	225
8595262	225
8595263	225
8595264	225
8595265	225
8595266	225
8595267	225
8595268	225
8595269	225
8595271	226
8595272	226
8595273	226
8595274	226
8595275	226
8595276	226
8595277	226
8595278	226
8595279	226
8595281	226
8595282	226
8595283	226
8595284	226
8595285	226
8595286	226
8595287	226
8595288	226
8595289	226
8595291	226
8595292	226
8595293	226
8595294	226
8595295	226

EDP Number	Page No.
8595296	226
8595297	226
8595298	226
8595299	226
8595301	226
8595302	226
8595303	226
8595304	226
8595305	226
8595306	226
8595307	226
8595308	226
8595309	226
8595311	227
8595312	227
8595313	227
8595314	227
8595315	227
8595316	227
8595317	227
8595318	227
8595319	227
8595321	227
8595322	227
8595323	227
8595324	227
8595325	227
8595326	227
8595327	227
8595328	227
8595329	227
8595331	227
8595332	227
8595333	227
8595334	227
8595335	227
8595336	227
8595337	227
8595338	227
8595339	227
8595341	227
8595342	227
8595343	227
8595344	227
8595345	227
8595346	228
8595347	228
8595348	228
8595349	228
8595351	228
8595352	228
8595353	228
8595354	228
8595355	228
8595356	228
8595357	228
8595358	228
8595359	228
8595361	228
8595362	228
8595363	228
8595364	228
8595365	228
8595366	228
8595367	228
8595368	228
8595369	228
8595371	228
8595372	228
8595373	228
8595374	228
8595375	228
8595376	228
8595377	228
8595378	228
8595379	228

EDP Number	Page No.
8595381	228
8595382	228
8595383	228
8595384	228
8595385	228
8595386	228
8595387	228
8595388	229
8595389	229
8595391	229
8595392	229
8595393	229
8595394	229
8595395	229
8595396	229
8595397	229
8595398	229
8595399	229
8595401	229
8595402	229
8595403	229
8595404	229
8595405	229
8595406	229
8595407	229
8595408	229
8595409	229
8595411	229
8595412	229
8595413	229
8595414	229
8595415	229
8595416	229
8595417	229
8595418	229
8595419	229
8595421	229
8595422	229
8595423	229
8595424	229
8595425	230
8595426	230
8595427	230
8595428	230
8595429	230
8595431	230
8595432	230
8595433	230
8595434	230
8595435	230
8595436	230
8595437	230
8595438	230
8595439	230
8595441	230
8595442	230
8595443	230
8595444	230
8595445	230
8595446	230
8595447	230
8595448	230
8595449	230
8595451	230
8595452	230
8595453	230
8595454	230
8595455	230
8595456	230
8595457	230
8595458	230
8595459	230
8595461	230
8595462	230
8595463	230
8595464	230

EDP Number	Page No.
8595465	230
8595466	230
8595467	230
8595468	231
8595469	231
8595471	231
8595472	231
8595473	231
8595474	231
8595475	231
8595476	231
8595477	231
8595478	231
8595479	231
8595481	231
8595482	231
8595483	231
8595484	231
8595485	231
8595486	231
8595487	231
8595488	231
8595489	231
8595491	231
8595492	231
8595493	231
8595494	231
8595495	231
8595496	231
8595497	231
8595498	231
8595499	231
8595501	231
8595502	231
8595503	231
8595504	231
8595505	232
8595506	232
8595507	232
8595508	232
8595509	232
8595511	232
8595512	232
8595513	232
8595514	232
8595515	232
8595516	232
8595517	232
8595518	232
8595519	232
8595521	232
8595522	232
8595523	232
8595524	232
8595525	232
8595526	232
8595527	232
8595528	232
8595529	232
8595531	232
8595532	232
8595533	232
8595534	232
8595535	232
8595536	232
8595537	232
8595538	232
8595539	232
8595541	232
8595542	232
8595543	232
8595544	232
8595545	232
8595546	232
8595547	232
8595548	232



EDP Number	Page No.	EDP Number	Page No.	EDP Number	Page No.	EDP Number	Page No.
8595549	233	8595905	236	8597252	242	8597336	244
8595551	233	8595915	236	8597253	242	8597337	244
8595552	233	8595925	236	8597254	242	8597338	244
8595553	233	8595935	236	8597255	242	8597339	244
8595554	233	8595945	236	8597256	242	8597341	244
8595555	233	8595955	236	8597257	242	8597342	244
8595556	233	8595965	236	8597258	242	8597343	244
8595557	233	8595975	236	8597259	242	8597344	244
8595558	233	8595985	236	8597261	242	8597345	244
8595559	233	8595995	236	8597262	242	8597346	244
8595561	233	8596005	236	8597263	242	8597347	244
8595562	233	8596015	236	8597264	242	8597348	244
8595563	233	8596025	236	8597265	242	8597349	244
8595564	233	8596035	236	8597266	242	8597351	244
8595565	233	8596045	236	8597267	242	8597352	244
8595566	233	8596055	236	8597268	242	8597353	244
8595567	233	8596065	236	8597269	242	8597354	244
8595568	233	8596075	237	8597271	242	8597355	244
8595569	233	8596085	237	8597272	242	8597356	244
8595571	233	8596095	237	8597273	242	8597357	244
8595572	233	8596105	237	8597274	242	8597358	244
8595573	233	8596115	237	8597275	242	8597359	244
8595574	233	8596125	237	8597276	242	8597361	244
8595575	233	8596135	237	8597277	242	8597362	244
8595576	233	8596145	237	8597278	242	8597363	244
8595577	233	8596155	237	8597279	242	8597364	244
8595578	233	8596165	237	8597281	242	8597365	244
8595579	233	8596175	237	8597282	243	8597366	244
8595581	233	8596185	237	8597283	243	8597367	244
8595582	233	8596195	237	8597284	243	8597368	244
8595583	233	8597201	241	8597285	243	8597369	244
8595584	233	8597202	241	8597286	243	8597371	245
8595585	233	8597203	241	8597287	243	8597372	245
8595586	233	8597204	241	8597288	243	8597373	245
8595587	233	8597205	241	8597289	243	8597374	245
8595588	233	8597206	241	8597291	243	8597375	245
8595589	234	8597207	241	8597292	243	8597376	245
8595591	234	8597208	241	8597293	243	8597377	245
8595592	234	8597209	241	8597294	243	8597378	245
8595593	234	8597211	241	8597295	243	8597379	245
8595594	234	8597212	241	8597296	243	8597381	245
8595595	234	8597213	241	8597297	243	8597382	245
8595596	234	8597214	241	8597298	243	8597383	245
8595597	234	8597215	241	8597299	243	8597384	245
8595598	234	8597216	241	8597301	243	8597385	245
8595599	234	8597217	241	8597302	243	8597386	245
8595605	234	8597218	241	8597303	243	8597387	245
8595615	234	8597219	241	8597304	243	8597388	245
8595625	234	8597221	241	8597305	243	8597389	245
8595635	234	8597222	241	8597306	243	8597391	245
8595645	234	8597223	241	8597307	243	8597392	245
8595655	234	8597224	241	8597308	243	8597393	245
8595665	234	8597225	241	8597309	243	8597394	245
8595675	234	8597226	241	8597311	243	8597395	245
8595685	234	8597227	241	8597312	243	8597396	245
8595695	234	8597228	241	8597313	243	8597397	245
8595705	234	8597229	241	8597314	243	8597398	245
8595715	235	8597231	241	8597315	243	8597399	245
8595725	235	8597232	241	8597316	243	8597401	245
8595735	235	8597233	241	8597317	243	8597402	245
8595745	235	8597234	241	8597318	243	8597403	245
8595755	235	8597235	241	8597319	243	8597404	245
8595765	235	8597236	241	8597321	243	8597405	245
8595775	235	8597237	242	8597322	244	8597406	245
8595785	235	8597238	242	8597323	244	8597407	245
8595795	235	8597239	242	8597324	244	8597408	245
8595805	235	8597241	242	8597325	244	8597409	246
8595815	235	8597242	242	8597326	244	8597411	246
8595825	235	8597243	242	8597327	244	8597412	246
8595835	235	8597244	242	8597328	244	8597413	246
8595845	235	8597245	242	8597329	244	8597414	246
8595855	235	8597246	242	8597331	244	8597415	246
8595865	235	8597247	242	8597332	244	8597416	246
8595875	236	8597248	242	8597333	244	8597417	246
8595885	236	8597249	242	8597334	244	8597418	246
8595895	236	8597251	242	8597335	244	8597419	246

ABOUT OSG

DRILLING

THREADING

MILLING

HOLDERS

INDEX





EDP Numerical Index

ABOUT OSG

DRILLING

THREADING

MILLING

HOLDERS

INDEX

EDP Number	Page No.
8597421	246
8597422	246
8597423	246
8597424	246
8597425	246
8597426	246
8597427	246
8597428	246
8597429	246
8597431	246
8597432	246
8597433	246
8597434	246
8597435	246
8597436	246
8597437	246
8597438	246
8597439	246
8597441	246
8597442	246
8597443	246
8597444	246
8597445	246
8597446	246
8597447	246
8597448	246
8597449	246
8597451	246
8597452	246
8597453	246
8597454	246
8597455	246
8597456	246
8597457	246
8597458	247
8597459	247
8597461	247
8597462	247
8597463	247
8597464	247
8597465	247
8597466	247
8597467	247
8597468	247
8597469	247
8597471	247
8597472	247
8597473	247
8597474	247
8597475	247
8597476	247
8597477	247
8597478	247
8597479	247
8597481	247
8597482	247
8597483	247
8597484	247
8597485	247
8597486	247
8597487	247
8597488	247
8597489	247
8597491	247
8597492	247
8597493	247
8597494	247
8597495	247
8597496	247
8597497	247
8597498	247
8597499	247
8597501	247
8597502	248
8597503	248
8597504	248

EDP Number	Page No.
8597505	248
8597506	248
8597507	248
8597508	248
8597509	248
8597511	248
8597512	248
8597513	248
8597514	248
8597515	248
8597516	248
8597517	248
8597518	248
8597519	248
8597521	248
8597522	248
8597523	248
8597524	248
8597525	248
8597526	248
8597527	248
8597528	248
8597529	248
8597531	248
8597532	248
8597533	248
8597534	248
8597535	248
8597536	248
8597537	248
8597538	248
8597539	248
8597541	248
8597542	248
8597543	248
8597544	248
8597545	248
8597546	248
8597547	248
8597548	248
8597549	248
8597551	249
8597552	249
8597553	249
8597554	249
8597555	249
8597556	249
8597557	249
8597558	249
8597559	249
8597561	249
8597562	249
8597563	249
8597564	249
8597565	249
8597566	249
8597567	249
8597568	249
8597569	249
8597571	249
8597572	249
8597573	249
8597574	249
8597575	249
8597576	249
8597577	249
8597578	249
8597579	249
8597581	249
8597582	249
8597583	249
8597584	249
8597585	249
8597586	249
8597587	249
8597588	249

EDP Number	Page No.
8597589	249
8597591	249
8597592	249
8597593	249
8597594	249
8597595	249
8597596	250
8597597	250
8597598	250
8597599	250
8597605	250
8597615	250
8597625	250
8597635	250
8597645	250
8597655	250
8597665	250
8597675	250
8597685	250
8597695	250
8597705	250
8597715	250
8597725	250
8597735	250
8597745	250
8597755	250
8597765	250
8597775	250
8597785	250
8597795	251
8597805	251
8597815	251
8597825	251
8597835	251
8597845	251
8597855	251
8597865	251
8597875	251
8597885	251
8597895	251
8597905	251
8597915	251
8597925	251
8597935	251
8597945	251
8597955	251
8597965	251
8597975	251
8597985	251
8597995	252
8598005	252
8598015	252
8598025	252
8598035	252
8598045	252
8598055	252
8598065	252
8598075	252
8598085	252
8598095	252
8598105	252
8598115	252
8598125	252
8598135	252
8598145	252
8598155	252
8598165	252
8598175	252
8598185	252
8598195	252
8599005	187
8599006	187
8599007	187
8599008	187
8599009	187
8599010	187

EDP Number	Page No.
8599013	188
8599014	188
8599015	188
8599017	188
8599018	188
8599135	192
8599136	192
8599140	192
8599142	192
8599145	192
8599146	192
8599150	192
8599155	193
8599157	193
8599160	193
8599165	193
8599170	193
8599175	193
8599177	193
8599180	193
8599185	193
8599190	193
8599195	193
8599200	193
8608055	187
8608056	187
8608057	187
8608061	187
8608063	187
8608065	187
8608066	187
8608068	187
8608069	187
8608071	187
8608074	187
8608075	187
8608082	187
8608083	187
8608085	187
8608088	187
8608089	187
8608094	187
8608095	187
8608099	187
8608102	187
8608104	187
8608105	187
8608106	187
8608107	187
8608109	187
8608113	187
8608114	187
8608118	187
8608119	187
8608122	187
8608124	187
8608125	187
8608126	187
8608127	187
8608128	187
8608129	187
8608131	188
8608132	188
8608146	188
8608147	188
8608148	188
8608151	188
8608153	188
8608155	188
8608159	188
8608161	188
8608162	188
8608163	188
8608164	188
8608166	188
8608169	188



EDP Number	Page No.	EDP Number	Page No.	EDP Number	Page No.	EDP Number	Page No.
8608176	188	8608546	190	8612491	194	8622836	201
8608177	188	8608556	190	8612498	194	8622837	201
8608178	188	8608561	190	8612505	194	8622838	201
8608182	188	8608579	190	8612511	194	8622839	201
8608185	188	8608595	190	8612516	194	8622840	201
8608193	188	8608635	190	8612518	194	8622841	201
8608198	188	8608675	190	8612522	194	8622842	201
8608199	188	8608714	191	8612531	194	8622843	201
8608203	188	8608754	191	8612541	194	8622844	201
8608204	188	8608794	191	8612556	194	8622845	201
8608206	188	8608833	191	8612561	195	8622846	201
8608208	188	8608873	191	8612579	195	8622847	201
8608213	188	8608913	191	8612594	195	8622848	201
8608215	188	8608952	191	8612595	195	8622849	201
8608216	188	8608954	192	8612604	195	8622850	201
8608218	188	8608956	192	8612615	195	8622851	201
8608222	188	8608958	193	8612625	195	8622852	202
8608226	188	8608960	193	8612635	195	8622853	202
8608231	188	8608962	193	8612653	195	8622854	202
8608233	188	8608964	193	8612663	195	8622855	202
8608237	188	8608966	193	8612675	195	8622856	202
8608238	188	8608968	193	8612690	195	8622857	202
8608244	188	8608992	191	8612703	195	8622858	202
8608246	188	8609032	192	8612714	195	8622859	202
8608249	188	8609072	192	8612737	195	8622860	202
8608253	188	8609111	192	8612749	195	8622861	202
8608258	189	8609151	192	8612754	195	8622862	202
8608264	189	8609191	192	8612767	195	8622863	202
8608271	189	8609349	192	8612794	195	8622864	202
8608278	189	8609429	192	8612803	195	8622865	202
8608279	189	8609588	193	8612820	195	8622866	202
8608281	189	8609667	193	8612833	195	8622867	202
8608282	189	8609905	193	8612843	195	8622868	202
8608287	189	8612199	194	8612861	195	8622869	202
8608295	189	8612206	194	8612873	195	8622870	202
8608305	189	8612208	194	8612884	195	8622871	202
8608318	189	8612218	194	8612909	195	8622872	202
8608319	189	8612226	194	8612913	195	8622873	202
8608326	189	8612237	194	8612934	195	8622874	202
8608336	189	8612238	194	8612952	195	8622875	202
8608345	189	8612244	194	8612957	195	8622876	202
8608352	189	8612249	194	8612980	195	8622877	202
8608357	189	8612253	194	8612992	195	8622878	202
8608366	189	8612258	194	8613008	195	8622879	202
8608373	189	8612264	194	8613026	195	8622880	202
8608377	189	8612271	194	8613032	195	8622881	202
8608386	189	8612278	194	8613049	195	8622882	202
8608391	189	8612279	194	8613072	195	8622883	202
8608397	189	8612282	194	8613111	195	8622884	202
8608399	189	8612287	194	8613151	195	8622885	202
8608404	189	8612295	194	8613191	195	8622886	202
8608409	189	8612305	194	8613230	195	8622887	202
8608415	189	8612317	194	8613270	195	8622888	202
8608422	189	8612326	194	8613349	195	8622889	202
8608427	189	8612345	194	8613429	195	8622890	202
8608431	189	8612357	194	8613588	195	8622891	202
8608437	189	8612366	194	8613667	195	8622892	202
8608439	190	8612373	194	8613746	195	8622893	202
8608445	190	8612380	194	8622816	201	8622894	202
8608457	190	8612386	194	8622818	201	8622895	203
8608462	190	8612391	194	8622820	201	8622896	203
8608466	190	8612397	194	8622821	201	8622897	203
8608476	190	8612399	194	8622822	201	8622898	203
8608479	190	8612404	194	8622823	201	8622899	203
8608485	190	8612409	194	8622824	201	8622900	203
8608491	190	8612422	194	8622825	201	8622901	203
8608498	190	8612430	194	8622826	201	8622902	203
8608505	190	8612437	194	8622827	201	8622903	203
8608511	190	8612439	194	8622828	201	8622904	203
8608515	190	8612450	194	8622829	201	8622905	203
8608516	190	8612457	194	8622830	201	8622906	203
8608518	190	8612462	194	8622831	201	8622907	203
8608522	190	8612470	194	8622832	201	8622908	203
8608526	190	8612476	194	8622833	201	8622909	203
8608531	190	8612480	194	8622834	201	8622910	203
8608541	190	8612485	194	8622835	201	8622911	203

ABOUT OSG

DRILLING

THREADING

MILLING

HOLDERS

INDEX





EDP Numerical Index

ABOUT OSG

DRILLING

THREADING

MILLING

HOLDERS

INDEX

EDP Number	Page No.
8622912	203
8622913	203
8622914	203
8622915	203
8622916	203
8622917	203
8622918	203
8622919	203
8622920	203
8623016	204
8623018	204
8623020	204
8623021	204
8623022	204
8623023	204
8623024	204
8623025	204
8623026	204
8623027	204
8623028	204
8623029	204
8623030	204
8623031	204
8623032	204
8623033	204
8623034	204
8623035	204
8623036	204
8623037	204
8623038	204
8623039	204
8623040	204
8623041	204
8623042	204
8623043	204
8623044	204
8623045	204
8623046	204
8623047	204
8623048	204
8623049	204
8623050	204
8623051	204
8623052	204
8623053	204
8623054	204
8623055	204
8623056	204
8623057	204
8623058	204
8623060	204
8623062	204
8623063	204
8623065	204
8623066	205
8623068	205
8623069	205
8623070	205
8623071	205
8623075	205
8623080	205
8623081	205
8623082	205
8623085	205
8623086	205
8623088	205
8623090	205
8623093	205
8623095	205
8623097	205
8623098	205
8623100	205
8623105	205
8623110	205
8623115	205
8623118	205

EDP Number	Page No.
8623120	205
8623216	206
8623218	206
8623220	206
8623221	206
8623222	206
8623223	206
8623224	206
8623225	206
8623226	206
8623227	206
8623228	206
8623229	206
8623230	206
8623231	206
8623232	206
8623233	206
8623234	206
8623235	206
8623237	206
8623238	206
8623240	206
8623241	206
8623242	206
8623243	206
8623245	206
8623246	206
8623248	206
8623250	206
8623251	206
8623252	206
8623255	206
8623257	206
8623258	206
8623260	206
8623265	206
8623270	206
8623275	206
8623280	207
8623281	207
8623282	207
8623285	207
8623290	207
8623300	207
8623310	207
8623320	207
8650100	211
8650150	211
8650180	211
8650181	211
8650183	211
8650200	211
8650211	211
8650213	211
8650228	211
8650230	211
8650238	211
8650240	211
8650250	211
8650260	211
8650276	211
8650278	211
8650280	211
8650300	211
8650320	211
8650325	211
8650330	211
8650340	211
8650350	211
8650365	212
8650367	212
8650390	212
8650400	212
8650410	212
8650420	212
8650430	212

EDP Number	Page No.
8650450	212
8650459	212
8650463	212
8650500	212
8650510	212
8650520	212
8650548	212
8650550	212
8650600	212
8650680	212
8650690	212
8650700	212
8650734	212
8650738	212
8650800	212
8650810	212
8650850	212
8650860	212
8650880	212
8650900	212
8650918	212
8650920	213
8650924	213
8650934	213
8650936	213
8651000	213
8651030	213
8651040	213
8651050	213
8651100	213
8651200	213
8655200	214
8655230	214
8655250	214
8655260	214
8655280	214
8655300	214
8655330	214
8655340	214
8655350	214
8655400	214
8655420	214
8655430	214
8655450	214
8655500	214
8655510	214
8655520	214
8655550	214
8655600	214
8655680	214
8655690	214
8655700	214
8655800	214
8655850	214
8655860	214
8655880	214
8655900	214
8656000	214
8656030	214
8656040	214
8656050	214
8656100	214
8656200	215
8664055	111
8664060	111
8664075	111
8664080	111
8664095	112
8664100	112
8664115	112
8664120	112
8665200	61
8665210	61
8665220	61
8665230	61
8665240	61

EDP Number	Page No.
8665250	61
8665260	61
8665270	61
8665280	61
8665290	61
8665300	61
8665310	61
8665315	61
8665320	61
8665326	61
8665330	61
8665340	61
8665350	61
8665360	61
8665370	61
8665375	61
8665380	61
8665390	61
8665400	61
8665410	61
8665420	61
8665430	62
8665440	62
8665450	62
8665460	62
8665470	62
8665480	62
8665485	62
8665490	62
8665500	62
8665510	62
8665520	62
8665525	62
8665530	62
8665540	62
8665550	62
8665560	62
8665570	62
8665580	62
8665590	62
8665600	62
8665610	62
8665620	62
8665625	62
8665630	62
8665635	62
8665640	62
8665650	62
8665660	63
8665670	63
8665675	63
8665680	63
8665690	63
8665700	63
8665710	63
8665720	63
8665725	63
8665730	63
8665740	63
8665750	63
8665760	63
8665770	63
8665775	63
8665780	63
8665790	63
8665800	63
8665810	63
8665820	63
8665825	63
8665830	63
8665840	63
8665850	63
8665860	63
8665870	64
8665875	64
8665880	64



EDP Number	Page No.	EDP Number	Page No.	EDP Number	Page No.	EDP Number	Page No.
8665890	64	8666600	66	8667710	69	8668250	72
8665900	64	8666650	66	8667720	69	8668260	72
8665910	64	8666700	66	8667725	70	8668270	72
8665920	64	8666750	66	8667730	70	8668275	72
8665925	64	8666800	66	8667736	70	8668280	72
8665930	64	8666850	66	8667738	70	8668290	72
8665940	64	8666900	67	8667740	70	8668300	72
8665950	64	8666950	67	8667750	70	8668310	72
8665960	64	8667000	67	8667752	70	8668320	72
8665970	64	8667200	68	8667754	70	8668325	72
8665975	64	8667210	68	8667760	70	8668330	72
8665980	64	8667220	68	8667770	70	8668340	72
8665990	64	8667230	68	8667775	70	8668350	72
8666000	64	8667240	68	8667780	70	8668360	72
8666010	64	8667250	68	8667790	70	8668370	72
8666020	64	8667260	68	8667800	70	8668380	72
8666025	64	8667270	68	8667810	70	8668390	72
8666030	64	8667276	68	8667820	70	8668400	72
8666040	64	8667278	68	8667825	70	8668410	72
8666050	64	8667280	68	8667830	70	8668420	72
8666060	64	8667290	68	8667840	70	8668430	72
8666070	64	8667300	68	8667850	70	8668440	72
8666075	64	8667310	68	8667860	70	8668450	72
8666080	64	8667315	68	8667870	70	8668460	72
8666090	64	8667320	68	8667875	70	8668470	72
8666100	65	8667326	68	8667880	70	8668480	72
8666110	65	8667330	68	8667890	70	8668490	72
8666120	65	8667340	68	8667900	70	8668500	73
8666130	65	8667350	68	8667910	70	8668510	73
8666140	65	8667360	68	8667920	70	8668520	73
8666150	65	8667366	68	8667924	70	8668525	73
8666160	65	8667368	68	8667925	70	8668530	73
8666170	65	8667370	68	8667926	70	8668540	73
8666180	65	8667375	68	8667930	70	8668550	73
8666190	65	8667380	68	8667936	70	8668560	73
8666200	65	8667390	68	8667938	70	8668570	73
8666210	65	8667400	68	8667940	70	8668580	73
8666220	65	8667410	68	8667950	70	8668590	73
8666230	65	8667420	68	8667952	70	8668600	73
8666240	65	8667430	68	8667954	71	8668650	73
8666250	65	8667440	68	8667960	71	8668700	73
8666260	65	8667450	68	8667970	71	8668750	73
8666270	65	8667460	68	8667975	71	8668800	73
8666275	65	8667462	68	8667980	71	8668850	73
8666280	65	8667464	68	8667990	71	8668900	73
8666290	65	8667470	68	8668000	71	8668950	73
8666300	65	8667480	68	8668010	71	8669000	73
8666310	65	8667485	68	8668020	71	8670200	91
8666320	65	8667490	69	8668025	71	8670210	91
8666330	65	8667500	69	8668030	71	8670220	91
8666340	65	8667510	69	8668040	71	8670230	91
8666350	65	8667520	69	8668050	71	8670240	91
8666360	65	8667525	69	8668060	71	8670250	91
8666370	66	8667530	69	8668070	71	8670260	91
8666380	66	8667540	69	8668075	71	8670270	91
8666390	66	8667550	69	8668080	71	8670280	91
8666400	66	8667552	69	8668090	71	8670290	91
8666410	66	8667554	69	8668100	71	8670300	91
8666420	66	8667560	69	8668110	71	8670310	91
8666430	66	8667570	69	8668120	71	8670320	91
8666440	66	8667580	69	8668122	71	8670330	91
8666450	66	8667590	69	8668124	71	8670340	91
8666460	66	8667600	69	8668130	71	8670350	91
8666470	66	8667610	69	8668136	71	8670360	91
8666480	66	8667620	69	8668138	71	8670370	91
8666490	66	8667625	69	8668140	71	8670380	91
8666500	66	8667630	69	8668150	71	8670390	91
8666510	66	8667635	69	8668160	71	8670400	91
8666520	66	8667640	69	8668170	71	8670410	91
8666530	66	8667650	69	8668180	71	8670420	91
8666540	66	8667660	69	8668190	71	8670430	91
8666550	66	8667670	69	8668200	72	8670440	91
8666560	66	8667675	69	8668210	72	8670450	91
8666570	66	8667680	69	8668220	72	8670460	91
8666580	66	8667690	69	8668230	72	8670470	91
8666590	66	8667700	69	8668240	72	8670480	91

ABOUT OSG

DRILLING

THREADING

MILLING

HOLDERS

INDEX





EDP Numerical Index

ABOUT OSG

DRILLING

THREADING

MILLING

HOLDERS

INDEX

EDP Number	Page No.
8670490	91
8670500	91
8670510	91
8670520	91
8670530	91
8670540	91
8670550	91
8670560	92
8670570	92
8670580	92
8670590	92
8670600	92
8670610	92
8670620	92
8670630	92
8670640	92
8670650	92
8670660	92
8670670	92
8670680	92
8670690	92
8670700	92
8670710	92
8670720	92
8670730	92
8670740	92
8670750	92
8670760	92
8670770	92
8670780	92
8670790	92
8670800	92
8670810	92
8670820	92
8670830	92
8670840	92
8670850	92
8670860	92
8670870	92
8670880	92
8670890	92
8670900	92
8670910	92
8670920	92
8670930	92
8670940	92
8670950	92
8670960	93
8670970	93
8670980	93
8670990	93
8671000	93
8671010	93
8671020	93
8671030	93
8671040	93
8671050	93
8671060	93
8671070	93
8671080	93
8671090	93
8671100	93
8671110	93
8671120	93
8671130	93
8671140	93
8671150	93
8671160	93
8671170	93
8671180	93
8671190	93
8671200	93
8672200	95
8672210	95
8672220	95
8672230	95

EDP Number	Page No.
8672240	95
8672250	95
8672260	95
8672270	95
8672280	95
8672290	95
8672300	95
8672310	95
8672320	95
8672330	95
8672340	95
8672350	95
8672360	95
8672370	95
8672380	95
8672390	95
8672400	95
8672410	95
8672420	95
8672430	95
8672440	95
8672450	95
8672460	95
8672470	95
8672480	95
8672490	95
8672500	95
8672510	95
8672520	95
8672530	95
8672540	95
8672550	95
8672560	96
8672570	96
8672580	96
8672590	96
8672600	96
8672610	96
8672620	96
8672630	96
8672640	96
8672650	96
8672660	96
8672670	96
8672680	96
8672690	96
8672700	96
8672710	96
8672720	96
8672730	96
8672740	96
8672750	96
8672760	96
8672770	96
8672780	96
8672790	96
8672800	96
8672810	96
8672820	96
8672830	96
8672840	96
8672850	96
8672860	96
8672870	96
8672880	96
8672890	96
8672900	96
8672910	96
8672920	96
8672930	96
8672940	96
8672950	96
8672960	97
8672970	97
8672980	97
8672990	97

EDP Number	Page No.
8673000	97
8673010	97
8673020	97
8673030	97
8673040	97
8673050	97
8673060	97
8673070	97
8673080	97
8673090	97
8673100	97
8673110	97
8673120	97
8673130	97
8673140	97
8673150	97
8673160	97
8673170	97
8673180	97
8673190	97
8673200	97
8673210	97
8673220	97
8673230	97
8673240	97
8673250	97
8673260	97
8673270	97
8673280	97
8673290	97
8673300	97
8673310	97
8673320	97
8673330	97
8673340	97
8673350	98
8673400	98
8673450	98
8673500	98
8673550	98
8673600	98
8673650	98
8673700	98
8673750	98
8673800	98
8673850	98
8673900	98
8673950	98
8674000	98
8680410	61
8680420	61
8680430	62
8680440	62
8680450	62
8680460	62
8680470	62
8680480	62
8680490	62
8680500	62
8680610	62
8680620	62
8680630	62
8680640	62
8680650	62
8680660	63
8680670	63
8680680	63
8680690	63
8680700	63
8680810	63
8680820	63
8680830	63
8680840	63
8680850	63
8680860	63
8680870	64

EDP Number	Page No.
8680880	64
8680890	64
8680900	64
8681010	64
8681020	64
8681030	64
8681040	64
8681050	64
8681060	64
8681070	64
8681080	64
8681090	65
8681100	65
8681210	65
8681220	65
8681230	65
8681240	65
8681250	65
8681260	65
8681280	65
8681290	65
8681300	65
8681450	66
8681500	66
8681650	66
8681700	66
8681850	66
8681900	67
8682410	68
8682420	68
8682430	68
8682440	68
8682450	68
8682460	68
8682470	68
8682480	68
8682490	69
8682500	69
8682610	69
8682620	69
8682630	69
8682640	69
8682650	69
8682660	69
8682670	69
8682680	69
8682690	69
8682700	69
8682810	70
8682820	70
8682830	70
8682840	70
8682850	70
8682860	70
8682870	70
8682880	70
8682890	70
8682900	70
8683010	71
8683020	71
8683030	71
8683040	71
8683050	71
8683060	71
8683070	71
8683080	71
8683090	71
8683100	71
8683210	72
8683220	72
8683230	72
8683240	72
8683250	72
8683260	72
8683280	72
8683290	72



EDP Number	Page No.	EDP Number	Page No.	EDP Number	Page No.	EDP Number	Page No.
8683300	72	8685000	76	8688937	110	8690870	38
8683450	72	8685010	76	8688938	110	8690880	38
8683500	73	8685020	76	8688957	110	8690890	38
8683650	73	8685030	76	8688958	110	8690900	38
8683700	73	8685040	76	8688959	110	8690910	38
8683850	73	8685050	76	8688960	110	8690920	38
8683900	73	8685060	76	8688961	110	8690930	38
8684310	74	8685070	76	8688962	110	8690940	38
8684320	74	8685080	76	8688966	110	8690950	38
8684330	74	8685090	76	8688967	110	8690960	38
8684340	74	8685100	76	8688968	110	8690970	39
8684350	74	8685110	77	8688969	110	8690980	39
8684360	74	8685120	77	8688971	110	8690990	39
8684370	74	8685130	77	8688971	110	8691000	39
8684380	74	8685140	77	8690230	36	8691010	39
8684390	74	8685150	77	8690250	36	8691020	39
8684400	74	8685160	77	8690260	36	8691030	39
8684410	74	8685170	77	8690280	36	8691040	39
8684420	74	8685180	77	8690290	36	8691050	39
8684430	74	8685190	77	8690300	36	8691060	39
8684440	74	8685200	77	8690310	36	8691070	39
8684450	74	8686200	74	8690320	36	8691080	39
8684460	74	8686210	74	8690330	36	8691090	39
8684470	74	8686220	74	8690340	36	8691100	39
8684480	74	8686230	74	8690350	36	8691110	39
8684490	74	8686240	74	8690360	36	8691120	39
8684500	74	8686250	74	8690370	36	8691130	39
8684510	74	8686260	74	8690380	36	8691140	39
8684520	74	8686270	74	8690390	36	8691150	39
8684530	74	8686280	74	8690400	36	8691160	39
8684540	74	8686290	74	8690410	36	8691170	39
8684550	75	8686300	74	8690420	36	8691180	39
8684560	75	8686410	74	8690430	36	8691190	39
8684570	75	8686420	74	8690440	36	8691200	39
8684580	75	8686430	74	8690450	36	8691210	39
8684590	75	8686440	74	8690460	36	8691220	39
8684600	75	8686450	74	8690470	36	8691230	39
8684610	75	8686460	74	8690480	37	8691240	40
8684620	75	8686470	74	8690490	37	8691250	40
8684630	75	8686480	74	8690500	37	8691260	40
8684640	75	8686490	74	8690510	37	8691270	40
8684650	75	8686500	74	8690520	37	8691280	40
8684660	75	8686610	75	8690530	37	8691290	40
8684670	75	8686620	75	8690540	37	8691300	40
8684680	75	8686630	75	8690550	37	8691310	40
8684690	75	8686640	75	8690560	37	8691320	40
8684700	75	8686650	75	8690570	37	8691330	40
8684710	75	8686660	75	8690580	37	8691340	40
8684720	75	8686670	75	8690590	37	8691350	40
8684730	75	8686680	75	8690600	37	8691360	40
8684740	75	8686690	75	8690610	37	8691370	40
8684750	75	8686700	75	8690620	37	8691380	40
8684760	75	8686810	75	8690630	37	8691390	40
8684770	75	8686820	75	8690640	37	8691400	40
8684780	75	8686830	76	8690650	37	8691410	40
8684790	75	8686840	76	8690660	37	8691420	40
8684800	75	8686850	76	8690670	37	8691430	40
8684810	75	8686860	76	8690680	37	8691440	40
8684820	75	8686870	76	8690690	37	8691450	40
8684830	76	8686880	76	8690700	38	8691460	40
8684840	76	8686890	76	8690710	38	8691470	40
8684850	76	8686900	76	8690720	38	8691480	40
8684860	76	8687010	76	8690730	38	8691490	40
8684870	76	8687020	76	8690740	38	8691500	40
8684880	76	8687030	76	8690750	38	8691510	40
8684890	76	8687040	76	8690760	38	8691520	41
8684900	76	8687050	76	8690770	38	8691530	41
8684910	76	8687060	76	8690780	38	8691540	41
8684920	76	8687070	76	8690790	38	8691550	41
8684930	76	8687080	76	8690800	38	8691560	41
8684940	76	8687090	76	8690810	38	8691570	41
8684950	76	8687100	77	8690820	38	8691580	41
8684960	76	8688933	110	8690830	38	8691590	41
8684970	76	8688934	110	8690840	38	8691600	41
8684980	76	8688935	110	8690850	38	8691650	41
8684990	76	8688936	110	8690860	38	8691700	41

ABOUT OSG

DRILLING

THREADING

MILLING

HOLDERS

INDEX





EDP Numerical Index

ABOUT OSG

DRILLING

THREADING

MILLING

HOLDERS

INDEX

EDP Number	Page No.
8691750	41
8691800	41
8691850	41
8691900	41
8691950	41
8692000	41
8692230	42
8692250	42
8692260	42
8692278	42
8692280	42
8692290	42
8692300	42
8692310	42
8692320	42
8692330	42
8692340	42
8692350	42
8692360	42
8692370	42
8692380	42
8692390	42
8692400	42
8692410	42
8692420	42
8692430	42
8692440	42
8692450	42
8692460	42
8692470	42
8692480	42
8692490	42
8692500	42
8692510	42
8692520	42
8692530	42
8692540	42
8692550	43
8692560	43
8692570	43
8692580	43
8692590	43
8692600	43
8692610	43
8692620	43
8692630	43
8692640	43
8692650	43
8692660	43
8692670	43
8692680	43
8692690	43
8692700	43
8692710	43
8692720	43
8692730	43
8692740	43
8692750	43
8692760	43
8692770	43
8692780	43
8692790	43
8692800	43
8692810	43
8692820	43
8692830	43
8692840	44
8692850	44
8692860	44
8692870	44
8692880	44
8692890	44
8692900	44
8692910	44
8692920	44
8692930	44

EDP Number	Page No.
8692940	44
8692950	44
8692960	44
8692970	44
8692980	44
8692990	44
8693000	44
8693010	44
8693020	44
8693030	44
8693040	44
8693050	44
8693060	44
8693070	44
8693080	44
8693090	44
8693100	44
8693110	45
8693120	45
8693130	45
8693140	45
8693150	45
8693160	45
8693170	45
8693180	45
8693190	45
8693200	45
8693210	45
8693220	45
8693230	45
8693240	45
8693250	45
8693260	45
8693270	45
8693280	45
8693290	45
8693300	45
8693310	45
8693320	45
8693330	45
8693340	45
8693350	45
8693360	45
8693370	45
8693380	45
8693390	45
8693400	45
8693410	45
8693420	45
8693430	46
8693440	46
8693450	46
8693460	46
8693470	46
8693480	46
8693490	46
8693500	46
8693510	46
8693520	46
8693530	46
8693540	46
8693550	46
8693560	46
8693570	46
8693580	46
8693590	46
8693600	46
8693650	46
8693700	46
8693750	46
8693800	46
8693850	46
8693900	46
8693950	46
8694000	46
8694200	47

EDP Number	Page No.
8694210	47
8694220	47
8694230	47
8694240	47
8694250	47
8694260	47
8694270	47
8694280	47
8694290	47
8694300	47
8694310	47
8694320	47
8694330	47
8694340	47
8694350	47
8694360	47
8694370	47
8694380	47
8694390	47
8694400	47
8694450	47
8694500	47
8694550	48
8694600	48
8694650	48
8694700	48
8694750	48
8694800	48
8694850	48
8694900	48
8694950	49
8695000	49
8695050	49
8695100	49
8695150	49
8695200	49
8695250	49
8696300	50
8696350	50
8696400	50
8696450	50
8696500	50
8696550	50
8696600	50
8696620	51
8696650	51
8696700	51
8696750	51
8696800	51
8696830	51
8696850	51
8696900	51
8696950	51
8697000	52
8697100	52
8697200	52
8698300	53
8698320	53
8698350	53
8698400	53
8698550	53
8698600	53
8698750	53
8698800	53
8698950	53
8699000	54
8699200	54
8700410	36
8700420	36
8700430	36
8700440	36
8700450	36
8700460	36
8700470	37
8700480	37
8700490	37

EDP Number	Page No.
8700500	37
8700610	37
8700620	37
8700630	37
8700640	37
8700650	37
8700660	37
8700670	37
8700680	37
8700690	37
8700700	38
8700810	38
8700820	38
8700830	38
8700840	38
8700850	38
8700860	38
8700870	38
8700880	38
8700890	38
8700900	38
8701010	39
8701020	39
8701030	39
8701040	39
8701050	39
8701060	39
8701070	39
8701080	39
8701090	39
8701100	39
8701210	39
8701220	39
8701230	39
8701240	40
8701250	40
8701260	40
8701270	40
8701280	40
8701290	40
8701300	40
8701410	40
8701420	40
8701430	40
8701440	40
8701450	40
8701460	40
8701470	40
8701480	40
8701490	40
8701500	40
8701650	41
8701700	41
8701850	41
8701900	41
8702410	42
8702420	42
8702430	42
8702440	42
8702450	42
8702460	42
8702470	42
8702480	42
8702490	42
8702500	42
8702610	43
8702620	43
8702630	43
8702640	43
8702650	43
8702660	43
8702670	43
8702680	43
8702690	43
8702700	43
8702810	43



EDP Number	Page No.	EDP Number	Page No.	EDP Number	Page No.	EDP Number	Page No.
8702820	43	8704770	48	8708800	57	8714940	56
8702830	44	8704780	48	8708850	57	8714980	56
8702840	44	8704790	48	8708900	57	8715050	56
8702850	44	8704810	48	8708950	58	8715100	56
8702860	44	8704820	48	8709000	58	8715250	56
8702870	44	8704830	48	8710410	50	8716450	57
8702880	44	8704840	48	8710420	50	8716480	57
8702890	44	8704850	48	8710430	50	8716500	57
8702900	44	8704860	48	8710440	50	8716510	57
8703010	44	8704870	48	8710450	50	8716520	57
8703020	44	8704880	48	8710460	50	8716620	57
8703030	44	8704890	48	8710470	50	8716650	57
8703040	44	8704900	48	8710480	50	8716700	57
8703050	44	8704910	48	8710490	50	8716810	57
8703060	44	8704920	48	8710500	50	8716850	57
8703070	44	8704930	49	8710610	51	8716900	57
8703080	44	8704940	49	8710620	51	8716940	58
8703090	44	8704960	49	8710630	51	8716980	58
8703100	44	8704970	49	8710640	51	8717300	59
8703210	45	8704980	49	8710650	51	8717400	59
8703220	45	8704990	49	8710660	51	8717500	59
8703230	45	8705010	49	8710670	51	8717600	59
8703240	45	8705020	49	8710680	51	8717800	59
8703250	45	8705030	49	8710690	51	8718000	59
8703260	45	8705040	49	8710700	51	8718300	60
8703270	45	8705050	49	8710810	51	8718400	60
8703280	45	8705060	49	8710820	51	8718500	60
8703290	45	8705070	49	8710830	51	8718600	60
8703300	45	8705080	49	8710840	51	8718800	60
8703410	45	8705090	49	8710850	51	8720300	78
8703420	45	8705100	49	8710860	51	8720330	78
8703430	46	8705110	49	8710870	51	8720350	78
8703440	46	8705120	49	8710880	51	8720366	78
8703450	46	8705130	49	8710890	51	8720386	78
8703460	46	8705140	49	8710900	51	8720400	78
8703470	46	8705160	49	8711010	52	8720410	78
8703480	46	8705170	49	8711020	52	8720420	78
8703490	46	8705180	49	8711030	52	8720430	78
8703500	46	8705190	49	8711040	52	8720440	78
8703650	46	8705210	49	8711050	52	8720450	78
8703700	46	8705220	49	8711060	52	8720460	78
8703850	46	8705230	49	8711070	52	8720470	78
8703900	46	8705240	49	8711080	52	8720480	78
8704410	47	8705250	49	8711090	52	8720490	78
8704420	47	8705260	49	8711100	52	8720500	78
8704430	47	8705350	49	8711250	52	8720510	78
8704440	47	8705400	49	8712440	53	8720520	78
8704450	47	8705450	49	8712450	53	8720530	78
8704460	47	8706300	55	8712480	53	8720540	78
8704470	47	8706320	55	8712500	53	8720550	78
8704480	47	8706350	55	8712510	53	8720560	78
8704490	47	8706400	55	8712520	53	8720570	78
8704500	47	8706450	55	8712620	53	8720580	78
8704510	47	8706500	55	8712650	53	8720590	78
8704520	47	8706550	55	8712700	53	8720600	78
8704530	47	8706600	55	8712810	53	8720610	78
8704540	47	8706650	55	8712820	53	8720620	78
8704560	48	8706700	55	8712850	53	8720630	78
8704570	48	8706750	55	8712900	53	8720640	78
8704580	48	8706800	55	8712940	53	8720650	78
8704590	48	8706850	55	8712980	53	8720660	79
8704610	48	8706900	55	8713050	54	8720670	79
8704620	48	8706950	56	8713100	54	8720680	79
8704630	48	8707000	56	8713150	54	8720690	79
8704640	48	8707100	56	8713250	54	8720700	79
8704650	48	8707200	56	8714450	55	8720710	79
8704660	48	8708320	57	8714480	55	8720720	79
8704670	48	8708350	57	8714500	55	8720730	79
8704680	48	8708400	57	8714510	55	8720738	79
8704690	48	8708450	57	8714520	55	8720740	79
8704700	48	8708500	57	8714620	55	8720750	79
8704710	48	8708550	57	8714650	55	8720760	79
8704720	48	8708600	57	8714700	55	8720770	79
8704730	48	8708650	57	8714810	55	8720780	79
8704740	48	8708700	57	8714850	55	8720790	79
8704760	48	8708750	57	8714900	55	8720800	79

ABOUT OSG

DRILLING

THREADING

MILLING

HOLDERS

INDEX





EDP Numerical Index

ABOUT OSG

DRILLING

THREADING

MILLING

HOLDERS

INDEX

EDP Number	Page No.
8720810	79
8720820	79
8720830	79
8720840	79
8720850	79
8720860	79
8720870	79
8720880	79
8720890	79
8720900	79
8720910	79
8720920	79
8720925	79
8720930	79
8720938	79
8720940	79
8720950	79
8720960	79
8720970	79
8720980	79
8720990	79
8721000	79
8721010	80
8721020	80
8721030	80
8721040	80
8721050	80
8721060	80
8721070	80
8721080	80
8721090	80
8721100	80
8721110	80
8721120	80
8721125	80
8721130	80
8721138	80
8721140	80
8721150	80
8721160	80
8721170	80
8721180	80
8721190	80
8721200	80
8721210	80
8721250	80
8721260	80
8721280	80
8721300	80
8721310	80
8721325	80
8721330	80
8721338	80
8721350	80
8721360	80
8721370	80
8721380	80
8721390	80
8721400	80
8721410	80
8721420	80
8721430	80
8721450	80
8721470	80
8721500	80
8721510	81
8721520	81
8721530	81
8721550	81
8721560	81
8721600	81
8721650	81
8721700	81
8721725	81
8721750	81
8721800	81

EDP Number	Page No.
8721850	81
8721900	81
8721925	81
8721950	81
8722000	81
8722300	82
8722330	82
8722350	82
8722366	82
8722400	82
8722410	82
8722420	82
8722430	82
8722440	82
8722450	82
8722460	82
8722470	82
8722480	82
8722490	82
8722500	82
8722510	82
8722520	82
8722530	82
8722540	82
8722550	82
8722560	82
8722570	82
8722580	82
8722590	82
8722600	82
8722610	82
8722620	82
8722630	82
8722640	82
8722650	82
8722660	82
8722670	82
8722680	82
8722690	82
8722700	82
8722710	82
8722720	82
8722730	82
8722738	82
8722740	82
8722750	83
8722760	83
8722770	83
8722780	83
8722790	83
8722800	83
8722810	83
8722820	83
8722830	83
8722840	83
8722850	83
8722860	83
8722870	83
8722880	83
8722890	83
8722900	83
8722910	83
8722920	83
8722925	83
8722930	83
8722938	83
8722940	83
8722950	83
8722960	83
8722970	83
8722980	83
8722990	83
8723000	83
8723010	83
8723020	83
8723030	83

EDP Number	Page No.
8723040	83
8723050	83
8723060	83
8723070	83
8723080	83
8723090	83
8723100	83
8723110	83
8723120	84
8723125	84
8723130	84
8723138	84
8723140	84
8723150	84
8723160	84
8723170	84
8723180	84
8723190	84
8723200	84
8723220	84
8723250	84
8723260	84
8723300	84
8723310	84
8723325	84
8723330	84
8723338	84
8723350	84
8723360	84
8723380	84
8723400	84
8723410	84
8723420	84
8723430	84
8723450	84
8723470	84
8723500	84
8723510	84
8723520	84
8723530	84
8723550	84
8723600	84
8723650	84
8723700	84
8723725	84
8723750	84
8723800	84
8723850	85
8723900	85
8723925	85
8723950	85
8724000	85
8732001	86
8732002	86
8732003	86
8732004	86
8732005	86
8732006	86
8732007	86
8732008	86
8732009	86
8732010	86
8732011	86
8732012	86
8732013	86
8732014	86
8732015	86
8732016	86
8732017	86
8732018	87
8732019	87
8732020	87
8732021	87
8732022	87
8732023	87
8732024	87

EDP Number	Page No.
8732025	87
8732026	87
8732027	87
8732028	87
8732029	87
8732030	87
8732031	87
8732032	87
8732033	87
8732034	87
8732035	88
8732036	88
8732037	88
8732038	88
8732039	88
8732040	88
8732041	88
8732042	88
8732043	88
8732044	88
8732045	88
8732046	89
8732047	89
8732048	89
8732049	89
8732050	89
8732051	89
8732052	89
8732053	89
8732054	89
8732055	89
8732056	89
8732057	90
8732058	90
8732059	90
8732060	90
8732061	90
8732062	90
8732063	90
8732064	90
8732065	90
8732066	90
8732067	90
8910000	1325
8910000	1574
8910001	1325
8910001	1574
8910002	1325
8910002	1574
8910003	1325
8910003	1574
8910004	1325
8910004	1574
8910005	1325
8910005	1574
8910006	1325
8910006	1574
8910007	1325
8910007	1574
8910008	1575
8910009	1575
8910010	1575
8910011	1575
8910012	1575
8910013	1575
8910014	1575
8910015	1575
8910016	1575
8910017	1575
8910020	1571
8910030	1576
8910031	1576
8910032	1576
8910033	1576
8910034	1576
8910035	1576



EDP Number	Page No.	EDP Number	Page No.	EDP Number	Page No.	EDP Number	Page No.
8910036	1576	8910122	1582	9598615	190	9599087	191
8910037	1576	8910123	1582	9598665	190	9599088	191
8910038	1576	8910124	1582	9598686	191	9599089	191
8910039	1576	8910125	1582	9598704	191	9599090	191
8910040	1576	8910126	1582	9598815	191	9599091	191
8910041	1576	8910127	1582	9598856	191	9599092	191
8910042	1576	8910129	1582	9598868	191	9599093	191
8910043	1576	8910131	1582	9598886	191	9599094	191
8910044	1576	8910132	1582	9598955	191	9599095	191
8910045	1576	8910138	1582	9599020	188	9599096	191
8910046	1576	8910140	1582	9599021	188	9599097	191
8910047	1576	8910142	1582	9599022	188	9599098	191
8910050	1577	8910143	1582	9599023	188	9599099	191
8910051	1577	8910145	1582	9599024	188	9599100	191
8910052	1577	8910147	1582	9599025	188	9599101	191
8910053	1577	8910148	1582	9599026	189	9599102	192
8910054	1577	8910154	1582	9599027	189	9599103	192
8910055	1577	8910155	1582	9599028	189	9599104	192
8910056	1577	8910159	1582	9599029	189	9599105	192
8910057	1577	8910172	1571	9599030	189	9599106	192
8910058	1577	8910174	1571	9599031	189	9599107	192
8910059	1577	8910176	1571	9599032	189	9599108	192
8910060	1577	8910178	1571	9599033	189	9599109	192
8910061	1577	8910180	1571	9599034	189	9599110	192
8910062	1577	8910182	1571	9599035	189	9599111	192
8910063	1577	8910183	1571	9599036	189	9599112	192
8910064	1577	8910240	1583	9599037	189	9599113	192
8910065	1577	8910241	1583	9599038	189	9599114	192
8910066	1577	8910242	1583	9599039	189	9599115	192
8910067	1577	8910243	1583	9599040	189	9599116	192
8910070	1579	8910244	1583	9599041	189	9599117	192
8910071	1579	8910245	1583	9599042	189	9599118	192
8910072	1579	8910246	1583	9599043	189	9599119	192
8910073	1579	8910247	1583	9599044	190	9599120	192
8910074	1579	8910401	1580	9599045	190	9599121	192
8910075	1579	8910406	1580	9599046	190	9599122	192
8910076	1579	8910413	1580	9599047	190	9599123	192
8910077	1579	8910415	1580	9599048	190	9599124	192
8910078	1579	8910424	1580	9599049	190	9599125	192
8910079	1579	8910426	1582	9599050	190	9599126	192
8910080	1579	8910428	1580	9599051	190	9599127	192
8910081	1579	8910434	1582	9599052	190	9599128	192
8910082	1579	8910435	1580	9599053	190	9599129	192
8910083	1579	8910436	1582	9599054	190	9599130	192
8910084	1579	8910440	1580	9599055	190	9599144	192
8910085	1579	8910443	1582	9599056	190	9599186	192
8910086	1579	8910445	1582	9599057	190	9599245	192
8910087	1579	8910449	1580	9599058	190	9599268	192
8910088	1579	8910450	1580	9599059	190	9599308	192
8910089	1579	8910451	1582	9599060	190	9599387	192
8910090	1579	8910456	1582	9599061	190	9599468	192
8910091	1579	8910457	1582	9599062	190	9599684	193
8910092	1579	8910458	1582	9599063	190	9599976	193
8910093	1579	8910460	1582	9599064	190	9910002	1325
8910094	1579	9342019	418	9599065	190	9910002	1574
8910095	1579	9342020	418	9599066	190	9910004	1325
8910096	1579	9342021	418	9599067	190	9910004	1574
8910097	1579	9342022	418	9599068	191	9910005	1325
8910098	1579	9342025	418	9599069	191	9910005	1574
8910099	1579	9342027	418	9599070	191	9910006	1325
8910100	1579	9342028	417	9599071	191	9910006	1574
8910101	1579	9342029	417	9599072	191	9910008	1575
8910102	1579	9342030	417	9599073	191	9910011	1575
8910103	1579	9342031	417	9599074	191	9910031	1576
8910104	1579	9342033	417	9599075	191	9910034	1576
8910105	1579	9342034	417	9599076	191	9910037	1576
8910106	1579	9342035	417	9599077	191	9910040	1576
8910107	1579	9342036	417	9599078	191	9910043	1576
8910108	1579	9342037	417	9599079	191	9910046	1576
8910109	1579	9342038	417	9599080	191	9910048	1576
8910110	1579	9342047	419	9599081	191	9910051	1577
8910111	1579	9342048	419	9599082	191	9910054	1577
8910112	1579	9342049	419	9599083	191	9910057	1577
8910113	1579	9342050	419	9599084	191	9910060	1577
8910120	1582	9342051	419	9599085	191	9910063	1577
8910121	1582	9342054	419	9599086	191	9910066	1577

ABOUT OSG

DRILLING

THREADING

MILLING

HOLDERS

INDEX





EDP Numerical Index

ABOUT OSG

DRILLING

THREADING

MILLING

HOLDERS

INDEX

EDP Number	Page No.
9910068	1577
9910076	1578
9910077	1578
9910084	1578
9910085	1578
9910088	1578
9910089	1578
9910096	1578
9910097	1578
9910104	1578
9910105	1578
9910108	1578
9910109	1578
9910112	1578
9910113	1578
9910120	1581
9910121	1581
9910122	1581
9910123	1581
9910124	1581
9910125	1581
9910136	1580
9910137	1581
9910138	1581
9910139	1580
9910140	1581
9910142	1580
9910143	1581
9910144	1580
9910145	1581
9910147	1580
9910148	1581
9910149	1580
9910150	1581
9910151	1580
9910152	1581
9910156	1580
9910157	1581
9910158	1580
9910159	1581
9910170	1571
9910173	1571
9910176	1571
9910177	1571
9910179	1571
9910182	1571
9910201	1571
9910202	1571
9910203	1571
9910204	1571
9910205	1570
9910213	1571
9910215	1571
9910217	1571
9910219	1571
9910220	1570
9910222	1570
9910224	1570
9910225	1570
9910226	1570
9910227	1570
9910228	1570
9910229	1570
9910230	1570
9910232	1570
9911001	1572
9911002	1572
9911003	1572
9911004	1572
9911005	1572
9911006	1572
9911008	1572
9911009	1572
9911010	1572
9911011	1572
9911012	1572

EDP Number	Page No.
9911013	1572
9911014	1572
9911015	1572
9911016	1572
9911017	1572
9911018	1572
9911019	1572
9911020	1573
9911021	1573
9911022	1573
9911023	1573
9911026	1573
9911027	1573
9911028	1573
9911029	1573
9911030	1573
9911031	1573
9911032	1573
9911033	1573
9911034	1573
9911035	1573
9911036	1573
9911037	1573
9911038	1573
9911039	1573
9911040	1573
9911041	1573
9911042	1573
9911043	1573
9911044	1573
9911045	1573
9911046	1573
9911047	1573
9911101	1572
9911102	1572
9911103	1572
9911104	1572
9911105	1572
9911106	1572
9911107	1572
9911108	1572
9911109	1572
9911110	1572
9911111	1572
9911112	1572
10078505	216
10081005	216
10082005	216
10086005	216
10089005	216
10093505	216
10093805	216
10096005	216
10098005	216
10099505	216
10101505	216
10104005	216
10106505	216
10109405	216
10110005	216
10111005	216
10113005	216
10116005	216
10120005	216
10125005	216
10128505	216
10136005	216
10140505	216
10140605	216
10144005	216
10147005	216
10149505	216
10152005	216
10154005	216
10156205	216
10157005	216

EDP Number	Page No.
10159005	216
10161005	216
10166005	216
10169505	216
10171905	216
10173005	216
10177005	216
10180005	216
10182005	216
10185005	216
10187505	216
10189005	216
10191005	216
10193505	216
10196005	216
10199005	216
10201005	216
10203105	216
10204005	216
10205505	216
10209005	216
10213005	217
10218805	217
10221005	217
10228005	217
10234005	217
10234405	217
10238005	217
10242005	217
10246005	217
10250005	217
10257005	217
10261005	217
10265605	217
10272005	217
10277005	217
10281205	217
10290005	217
10295005	217
10296905	217
10302005	217
10312505	217
10316005	217
10323005	217
10328105	217
10332005	217
10339005	217
10343805	217
10348005	217
10358005	217
10359405	217
10368005	217
10375005	217
10377005	217
10386005	217
10390605	217
10397005	217
10404005	217
10406205	217
10413005	217
10421905	217
10437505	217
10453105	217
10468805	217
10484405	217
10500005	217
10800100	711
10800200	711
10800300	711
10800400	711
10800500	711
10800600	711
10800700	711
10800800	711
10800900	711
10801000	711

EDP Number	Page No.
10801100	711
10801200	711
10801300	711
10801400	711
10801500	711
10801600	712
10801700	712
10801800	712
10801900	712
10802000	712
10802100	712
10802200	712
10802300	712
10802400	712
10802500	712
10802600	712
10802700	712
10900100	713
10900200	713
10900300	713
10900400	713
10900500	713
10900600	713
10900700	713
10900800	713
10900900	713
10901000	713
10901100	713
10901200	713
10901300	713
10901400	713
10901500	713
11507615	211
11509115	211
11511115	211
11511615	211
11512915	211
11513615	211
11514915	211
11515915	211
11516915	211
11517715	211
11518815	211
11520415	211
11520915	211
11521515	211
11522215	211
11523815	211
11524115	211
11526115	211
11526915	211
11529615	211
11530815	212
11533115	212
11534815	212
11535515	212
11538815	212
11541315	212
11542715	212
11545615	212
11546215	212
11546715	212
11549215	212
11550715	212
11551115	212
11553015	212
11554615	212
11555815	212
11556115	212
11556215	212
11557815	212
11558315	212
11559315	212
11559915	212
11560415	212
11561315	212



EDP Number	Page No.	EDP Number	Page No.	EDP Number	Page No.	EDP Number	Page No.
11561815	212	12603800	729	15156205	218	15750005	219
11563215	213	12603900	729	15157005	218	16502715	214
11564115	213	12604000	729	15159005	218	16503915	214
11564715	213	12604100	729	15161005	218	16505915	214
11565015	213	12604200	729	15166005	218	16508815	214
11565915	213	12604300	730	15169505	218	16511915	214
11566815	213	12604400	729	15171905	218	16514615	214
11567715	213	12604500	730	15173005	218	16515815	214
11568415	213	12604600	730	15177005	218	16518115	214
11568815	213	12604700	730	15180005	218	16519815	214
11569415	213	12604800	730	15182005	218	16520515	214
12500100	725	12604900	730	15185005	218	16527715	214
12500200	725	12605000	730	15187505	218	16531215	214
12500300	725	12605100	730	15189005	218	16531715	214
12500400	725	12605200	730	15191005	218	16534215	214
12500500	725	12605300	730	15193505	218	16535715	214
12500600	725	12605400	730	15196005	218	16540815	214
12500700	725	12700100	727	15199005	218	16544015	214
12500800	725	12700200	727	15201005	218	16547315	214
12500900	725	12700300	727	15203105	218	16550615	215
12501000	725	12700400	727	15204005	218	16553115	215
12501100	725	12700500	727	15205505	218	17234408	199
12501200	725	12700600	727	15209005	218	17236208	199
12501300	725	12700700	727	15213005	218	17250008	199
12501400	725	12700800	727	15218805	218	17257008	199
12501500	726	12700900	727	15221005	219	17265608	199
12501600	726	12701000	727	15228005	219	17272008	199
12501700	726	12701100	727	15234005	219	17281208	199
12501800	726	12701200	727	15234405	219	17296908	199
12501900	726	12701300	727	15238005	219	17312508	199
12502000	726	12701400	727	15242005	219	17315008	199
12502100	726	12701500	727	15246005	219	17328108	199
12502200	726	12800100	731	15250005	219	17343808	199
12502300	726	12800200	731	15257005	219	17359408	199
12502400	726	12800300	731	15261005	219	17375008	199
12502500	726	12800400	731	15265605	219	17377008	199
12502600	726	12800500	731	15272005	219	17390608	199
12502700	726	12800600	731	15277005	219	17393708	199
12502800	726	12800700	731	15281205	219	17406208	199
12600100	728	12800800	731	15290005	219	17421908	199
12600200	728	12800900	731	15295005	219	17437508	199
12600300	728	12801000	731	15296905	219	17453108	199
12600400	728	12801100	731	15302005	219	17468808	199
12600500	728	12801200	731	15312505	219	17484408	199
12600600	728	12801300	731	15316005	219	17500008	199
12600700	728	12801400	731	15323005	219	17502411	204
12600800	728	12801500	731	15328105	219	17503111	204
12600900	729	15078505	218	15332005	219	17503811	204
12601000	729	15081005	218	15339005	219	17504411	204
12601100	729	15082005	218	15343805	219	17504711	204
12601200	729	15086005	218	15348005	219	17505311	204
12601300	729	15089005	218	15358005	219	17505911	204
12601400	729	15093505	218	15359405	219	17506511	204
12601500	729	15093805	218	15368005	219	17507211	204
12601600	729	15096005	218	15375005	219	17507711	204
12601700	729	15098005	218	15377005	219	17508111	204
12601800	729	15099505	218	15386005	219	17508511	204
12601900	729	15101505	218	15390605	219	17508811	205
12602000	729	15104005	218	15397005	219	17509111	205
12602100	729	15106505	218	15404005	219	17509411	205
12602200	729	15109405	218	15406205	219	17509611	205
12602300	729	15110005	218	15413005	219	17509911	205
12602400	729	15111005	218	15421905	219	17510211	205
12602500	729	15113005	218	15437505	219	17510511	205
12602600	729	15116005	218	15453105	219	17510711	205
12602700	729	15120005	218	15468805	219	17511011	205
12602800	729	15125005	218	15484405	219	17511311	205
12602900	729	15128505	218	15500005	219	17511511	205
12603000	729	15136005	218	15531205	219	17511611	205
12603100	729	15140505	218	15562505	219	17511711	205
12603200	729	15140605	218	15578105	219	17511811	205
12603300	729	15144005	218	15593805	219	17512011	205
12603400	729	15147005	218	15625005	219	17515311	206
12603500	729	15149505	218	15656205	219	17516011	206
12603600	729	15152005	218	15687505	219	17516711	206
12603700	729	15154005	218	15718805	219	17517311	206

ABOUT OSG

DRILLING

THREADING

MILLING

HOLDERS

INDEX





EDP Numerical Index

ABOUT OSG

DRILLING

THREADING

MILLING

HOLDERS

INDEX

EDP Number	Page No.
17517611	206
17518211	206
17518811	206
17519411	206
17520111	206
17520611	206
17521011	206
17521411	206
17521711	206
17522011	206
17522311	206
17522511	206
17522811	207
17523111	207
17523411	207
17523611	207
17523911	207
17524211	207
17524411	207
17524511	207
17524611	207
17524711	207
17524911	207
17525111	203
17525311	203
17525511	203
17525711	205
17525911	205
17526111	205
17526311	207
17526511	207
17531208	199
17542411	201
17543111	201
17543811	201
17544411	201
17544711	201
17545311	201
17545911	201
17546511	201
17547211	201
17547711	202
17548111	202
17548511	202
17548811	202
17549111	202
17549411	202
17549611	202
17549911	202
17550211	202
17550511	202
17550711	203
17551011	203
17551311	203
17551511	203
17551611	203
17551711	203
17551811	203
17552011	203
17562508	199
17578108	199
17593808	199
17625008	199
17656208	199
17687508	199
17718808	199
17750008	199
17781308	199
17812508	199
17843808	199
17875008	199
17906208	199
17937508	199
17968808	199
18000008	199
18031208	199

EDP Number	Page No.
18062508	199
18093808	200
18125008	200
18218808	200
18250008	200
20100100	1085
20100200	1085
20100300	1085
20100400	1085
20100500	1085
20100600	1085
20100700	1085
20100800	1085
20100900	1085
20101000	1085
20150111	1034
20150211	1034
20150311	1034
20150411	1034
20150511	1034
20150611	1034
20150811	1034
20151011	1034
20151111	1034
20151211	1034
20151411	1034
20151511	1034
20151911	1034
20152111	1034
20152211	1034
20152711	1034
20152911	1034
20153211	1034
20220100	880
20220200	880
20220500	880
20220600	880
20220900	880
20221000	880
20221300	880
20221400	880
20221700	880
20221800	880
20221900	880
20222000	880
20222100	880
20222200	880
20222500	880
20222600	880
20222700	880
20222900	880
20223000	880
20223300	880
20223400	880
20223500	880
20223600	880
20223700	880
20223800	880
20224100	880
20224200	880
20224500	880
20224600	880
20224900	880
20225000	880
20225100	880
20225200	880
20225300	880
20225400	880
20225500	880
20225600	880
20225700	880
20225800	880
20225900	880
20226000	880
20226100	880
20226200	880

EDP Number	Page No.
20226300	880
20226400	880
20230100	881
20230200	881
20230300	881
20230400	881
20230500	881
20230600	881
20230700	881
20230800	881
20230900	881
20231000	881
20231100	881
20231200	881
20231300	881
20231400	881
20231500	881
20231600	881
20231700	881
20231800	881
20231900	881
20232000	881
20240100	882
20240200	882
20240300	882
20240400	882
20240500	882
20240600	882
20240700	882
20240800	882
20240900	882
20241000	882
20241100	882
20241200	882
20241300	882
20241400	882
20241500	882
20241600	882
20241700	882
20241800	882
20241900	882
20242000	882
20430100	883
20430200	883
20430300	883
20430400	883
20430500	883
20430600	883
20430700	883
20430800	883
20430900	883
20431000	883
20431100	883
20431200	883
20431300	883
20431400	883
20431500	883
20431600	883
20431700	883
20431800	883
20431900	883
20432000	883
20480100	884
20480200	884
20480300	884
20480400	884
20480500	884
20480600	884
20480700	884
20480800	884
20480900	884
20481000	884
20481100	884
20481200	884
20481300	884
20481400	884

EDP Number	Page No.
20481500	884
20481600	884
20481700	884
20481800	884
20481900	884
20482000	884
20551001	1008
20551002	1008
20551003	1008
20551004	1008
20552501	1008
20552502	1008
20552503	1008
20553121	1008
20553122	1008
20553123	1008
20553751	1008
20553752	1008
20553753	1008
20555001	1008
20555002	1008
20555003	1008
20555004	1008
20555005	1008
20555006	1008
20555007	1008
20555008	1008
20556251	1008
20556252	1008
20556253	1008
20556254	1008
20557501	1008
20557502	1008
20557503	1008
20557504	1008
20610116	1123
20610216	1123
20610316	1123
20610416	1123
20610516	1123
20610716	1123
20611116	1123
20611216	1123
20611316	1123
20611516	1123
20611716	1123
20612116	1123
20612216	1123
20612316	1123
20612416	1123
20612516	1123
20612716	1123
20613216	1123
20613316	1123
20613416	1123
20613516	1123
20613716	1123
20614316	1123
20614400	1123
20614416	1123
20614516	1123
20615216	1123
20615316	1123
20615516	1123
20615716	1123
20616316	1123
20616416	1123
20616516	1123
20616716	1123
20616816	1123
20617316	1123
20642516	1125
20643516	1125
20643616	1125
20645016	1125
20645116	1125



EDP Number	Page No.	EDP Number	Page No.	EDP Number	Page No.	EDP Number	Page No.
20660116	1124	21066711	1035	28433100	876	28740050	874
20660316	1124	21066811	1035	28433500	876	28740500	874
20660516	1124	21066911	1035	28433800	876	28740550	874
20660716	1124	21067011	1035	28433900	876	28741000	874
20682516	1126	21067111	1035	28434050	876	28741050	874
20683516	1126	21067211	1035	28434100	876	28741500	874
20683616	1126	21067311	1035	28434200	876	28741550	874
20685016	1126	21067411	1035	28434300	876	28742000	874
20685116	1126	21067511	1035	28434500	876	28742500	874
20801000	1038	21067611	1035	28434900	876	28743000	874
20806250	1038	21067711	1035	28435050	876	28743500	874
20807500	1038	21067811	1035	28435100	876	28744000	874
21000711	869	21067911	1035	28435200	876	28744500	874
21000811	869	21068011	1035	28435300	876	30100101	720
21000911	869	21068111	1035	28435400	876	30100108	720
21001011	869	21080011	1036	28530000	878	30100201	720
21001111	869	21080111	1036	28530100	878	30100208	720
21001211	869	21080211	1036	28530200	878	30100301	720
21001311	869	21080311	1036	28530300	878	30100308	720
21001411	869	21080411	1036	28530400	878	30100401	720
21001511	869	21080511	1036	28530500	878	30100408	720
21001611	869	21080611	1036	28530600	878	30100501	720
21001711	869	21080711	1036	28630000	1040	30100508	720
21001811	869	21080811	1036	28630100	1040	30100601	720
21001911	869	21080911	1036	28630200	1040	30100608	720
21020011	870	21081011	1036	28630400	1040	30100701	720
21020111	870	21081111	1036	28630600	1040	30100708	720
21020211	870	21081211	1036	28630700	1040	30100801	720
21020311	870	21081311	1036	28630800	1040	30100808	720
21020411	870	21081411	1036	28630900	1040	30100901	720
21062111	1035	21081511	1036	28631000	1040	30100908	720
21062211	1035	21081611	1036	28631200	1040	30101101	720
21062311	1035	21081711	1036	28631300	1040	30101108	720
21062411	1035	21081811	1036	28631400	1040	30101201	720
21062511	1035	21081911	1036	28631500	1040	30101208	720
21062611	1035	21082011	1036	28631600	1040	30101301	720
21062711	1035	21082111	1036	28631800	1040	30101308	720
21062811	1035	21082211	1036	28631900	1040	30101401	720
21062911	1035	26500316	1128	28632000	1040	30101408	720
21063011	1035	26500616	1128	28632100	1040	30101501	720
21063111	1035	26500716	1128	28632200	1040	30101508	720
21063211	1035	26501316	1128	28632400	1040	30101601	720
21063311	1035	26501516	1128	28632500	1040	30101608	720
21063411	1035	26501716	1128	28632600	1040	30101701	720
21063511	1035	26800316	1127	28632700	1040	30101708	721
21063611	1035	26800516	1127	28632800	1040	30101801	721
21063711	1035	26800716	1127	28730000	872	30101808	721
21063811	1035	26805316	1127	28730050	872	30101901	721
21063911	1035	26805516	1127	28730100	872	30101908	721
21064011	1035	26805716	1127	28730200	872	30102101	721
21064111	1035	26806316	1127	28730300	872	30102108	721
21064211	1035	26809316	1127	28730300	872	30102201	721
21064311	1035	26809416	1127	28731000	872	30102208	721
21064411	1035	26809516	1127	28731050	872	30102208	721
21064511	1035	26809616	1127	28731100	872	30102301	721
21064611	1035	26809716	1127	28731200	872	30102308	721
21064711	1035	28430000	876	28731300	872	30102401	721
21064811	1035	28430400	876	28731400	872	30102408	721
21064911	1035	28430550	876	28732050	872	30102501	721
21065011	1035	28430600	876	28732100	872	30102508	721
21065111	1035	28430700	876	28732200	872	30102601	721
21065211	1035	28430800	876	28732300	872	30102608	721
21065311	1035	28430900	876	28732400	872	30102701	721
21065411	1035	28431000	876	28732500	872	30102708	721
21065511	1035	28431550	876	28734050	872	30102801	721
21065611	1035	28431600	876	28734400	872	30102808	721
21065711	1035	28431700	876	28734500	872	30102901	721
21065811	1035	28431800	876	28734600	872	30102908	721
21065911	1035	28431900	876	28734700	872	30103101	721
21066011	1035	28432000	876	28734800	872	30103108	721
21066111	1035	28432050	876	28735050	872	30103201	721
21066211	1035	28432600	876	28735500	872	30103208	721
21066311	1035	28432700	876	28735600	872	30103301	721
21066411	1035	28432800	876	28735700	872	30103308	721
21066511	1035	28432900	876	28735800	872	30103401	721
21066611	1035	28433050	876	28735900	872	30103408	721
				28740000	874	30103501	721

ABOUT OSG

DRILLING

THREADING

MILLING

HOLDERS

INDEX





EDP Numerical Index

ABOUT OSG

DRILLING

THREADING

MILLING

HOLDERS

INDEX

EDP Number	Page No.
30103508	721
30103601	721
30103608	721
30103701	721
30103708	721
30103801	721
30103808	721
30103901	721
30103908	721
30104101	721
30104108	721
30104201	721
30104208	721
30104301	721
30104308	721
30104401	721
30104408	722
30104501	722
30104508	722
30104601	722
30104608	722
30104701	722
30104708	722
30200101	704
30200108	704
30200201	704
30200208	704
30200301	704
30200308	704
30200401	704
30200408	704
30200501	704
30200508	704
30200701	704
30200708	704
30200801	704
30200808	704
30201001	704
30201008	704
30201101	705
30201108	705
30201201	705
30201208	705
30201301	705
30201308	705
30201401	705
30201408	705
30201501	705
30201508	705
30201601	705
30201608	705
30201701	705
30201708	705
30201801	705
30201808	705
30201901	705
30201908	705
30202101	705
30202108	705
30202201	706
30202208	706
30202301	706
30202308	706
30202401	706
30202408	706
30202501	706
30202508	706
30202601	706
30202608	706
30202701	706
30202708	706
30202801	706
30202808	706
30202901	706
30202908	706
30203101	706

EDP Number	Page No.
30203108	706
30203201	706
30203208	706
30203301	706
30203308	706
30203401	706
30203408	706
30203501	706
30203508	706
30203601	706
30203608	706
30203701	706
30203708	706
30203801	706
30203808	706
30203901	706
30203908	706
30204101	706
30204108	706
30204201	707
30204208	707
30204301	706
30204308	707
30204401	707
30204408	707
30204501	707
30204508	707
30204601	707
30204608	707
30204701	707
30204708	707
30204801	707
30204808	707
30204901	707
30204908	707
30205101	707
30205108	707
30205201	707
30205208	707
30205301	707
30205308	707
30205401	707
30205408	707
30205501	707
30205508	707
30205601	707
30205608	707
30205701	707
30205708	707
30205901	707
30205908	707
30206201	707
30206208	707
30206301	707
30206308	707
30206401	707
30206408	707
30206501	707
30206508	707
30206601	707
30206608	707
30206701	707
30206708	707
30206801	708
30206808	708
30206901	707
30206908	708
30601708	578
30601808	578
30601908	578
30602008	578
30602108	578
30602208	578
30602308	578
30602408	578
30602508	578

EDP Number	Page No.
30602608	578
30602708	578
30602808	578
30602908	578
30603008	578
30603108	578
30603208	578
30603308	578
30603408	578
30603508	578
30603608	578
30603708	578
30603808	578
30603908	578
30604008	578
30604108	578
30604208	578
30604308	578
30604408	578
30604508	578
30604608	578
30604708	578
30604808	578
30604908	578
30605008	578
30605108	578
30605208	578
30605308	578
30605408	578
30605508	578
30605608	578
30701708	506
30701808	506
30701908	506
30702008	506
30702108	506
30702208	506
30702308	506
30702408	506
30702508	506
30702608	506
30702708	506
30702808	506
30702908	506
30703008	506
30703108	506
30703208	506
30703308	506
30703408	506
30703508	506
30703608	506
30703708	506
30703808	506
30703908	506
30704008	506
30704108	506
30704208	506
30704308	506
30704408	506
30704508	506
30704608	506
30704708	506
30704808	506
30704908	506
30705008	506
30705108	506
30705208	506
30705308	506
30705408	506
30705508	506
30705608	506
31400101	716
31400108	716
31400201	716
31400208	716
31400301	716

EDP Number	Page No.
31400308	716
31400401	716
31400408	716
31400501	716
31400508	716
31400601	716
31400608	716
31400701	716
31400708	716
31400801	716
31400808	716
31400901	716
31400908	716
31401001	716
31401008	716
31401101	716
31401108	716
31401201	716
31401208	716
31401301	716
31401308	716
31401401	716
31401408	716
31401501	716
31401508	716
31401601	716
31401608	717
31401701	717
31401708	717
31401801	717
31401808	717
31401901	717
31401908	717
31402001	717
31402008	717
31402101	717
31402108	717
31402201	717
31402208	717
31402301	717
31402308	717
31402401	717
31402408	717
31402501	717
31402508	717
31402601	717
31402608	717
31402701	717
31402708	717
31402801	717
31402808	717
31402901	717
31402908	717
31403001	717
31403008	717
31403101	717
31403108	717
31403201	717
31403208	717
31403301	717
31403308	717
31403401	717
31403408	717
31403501	717
31403508	717
31403601	717
31403608	717
31403701	717
31403708	717
31403801	717
31403808	717
31403901	717
31403908	717
31404001	717
31404008	718
31404101	718



EDP Number	Page No.	EDP Number	Page No.	EDP Number	Page No.	EDP Number	Page No.
31404108	718	31502608	701	31603208	571	31721508	489
31404201	718	31502701	701	31603308	571	31721808	489
31404208	718	31502708	701	31603408	571	31721908	489
31404301	718	31502801	701	31603508	571	31722208	489
31404308	718	31502808	701	31603608	571	31722308	489
31420108	715	31502901	701	31603708	571	31722608	489
31420208	715	31502908	701	31603808	571	31722708	489
31420308	715	31503001	701	31603908	571	31723008	489
31420408	715	31503008	701	31604008	571	31723108	489
31420508	715	31503101	701	31604108	571	31723408	489
31420608	715	31503108	701	31604208	571	31723508	489
31420708	715	31503201	701	31604308	571	31723808	489
31420808	715	31503208	701	31604408	571	31723908	489
31420908	715	31503301	701	31604508	571	31724208	489
31421008	715	31503308	701	31604608	571	31724308	489
31440108	714	31503401	701	31604708	571	31724608	489
31440208	714	31503408	701	31604808	571	31724708	489
31440308	714	31503501	701	31604908	571	31725008	489
31440408	714	31503508	701	31605008	571	31725108	489
31440508	714	31503601	701	31621408	563	34200101	723
31440608	714	31503608	701	31621508	563	34200108	723
31440708	714	31503701	701	31621808	563	34200201	723
31440808	714	31503708	701	31621908	563	34200208	723
31440908	714	31503801	701	31622208	563	34200301	723
31441008	714	31503808	701	31622308	563	34200308	723
31500101	700	31503901	701	31622608	563	34200401	723
31500108	700	31503908	701	31622708	563	34200408	723
31500201	700	31504001	701	31623008	563	34200501	723
31500208	700	31504008	702	31623108	563	34200508	723
31500301	700	31504101	702	31623408	563	34200601	723
31500308	700	31504108	702	31623508	563	34200608	723
31500401	700	31504201	702	31623808	563	34200701	723
31500408	700	31504208	702	31623908	563	34200708	723
31500501	700	31504301	702	31624208	563	34200801	723
31500508	700	31504308	702	31624308	563	34200808	723
31500601	700	31520108	699	31624608	563	34200901	723
31500608	700	31520208	699	31624708	563	34200908	723
31500701	700	31520308	699	31625008	563	34201001	723
31500708	700	31520408	699	31625108	563	34201008	723
31500801	700	31520508	699	31701508	498	34201101	723
31500808	700	31520608	699	31701608	498	34201108	723
31500901	700	31520708	699	31701708	498	34201201	723
31500908	700	31520808	699	31701808	498	34201208	723
31501001	700	31520908	699	31701908	498	34201301	723
31501008	700	31521008	699	31702008	498	34201308	723
31501101	700	31540108	698	31702108	498	34201401	723
31501108	700	31540208	698	31702208	498	34201408	723
31501201	700	31540308	698	31702308	498	34201501	723
31501208	700	31540408	698	31702408	498	34201508	723
31501301	700	31540508	698	31702508	498	34300101	709
31501308	700	31540608	698	31702608	498	34300108	709
31501401	700	31540708	698	31702708	498	34300201	709
31501408	700	31540808	698	31702808	498	34300208	709
31501501	700	31540908	698	31702908	498	34300301	709
31501508	700	31541008	698	31703008	498	34300308	709
31501601	700	31601108	571	31703108	498	34300401	709
31501608	701	31601208	571	31703208	498	34300408	709
31501701	701	31601308	571	31703308	498	34300501	709
31501708	701	31601408	571	31703408	498	34300508	709
31501801	701	31601508	571	31703508	498	34300601	709
31501808	701	31601608	571	31703608	498	34300608	709
31501901	701	31601708	571	31703708	498	34300701	709
31501908	701	31601808	571	31703808	498	34300708	709
31502001	701	31601908	571	31703908	498	34300801	709
31502008	701	31602008	571	31704008	498	34300808	709
31502101	701	31602108	571	31704108	498	34300901	709
31502108	701	31602208	571	31704208	498	34300908	709
31502201	701	31602308	571	31704308	498	34301001	709
31502208	701	31602408	571	31704408	498	34301008	709
31502301	701	31602508	571	31704508	498	34301101	709
31502308	701	31602608	571	31704608	498	34301108	709
31502401	701	31602708	571	31704708	498	34301201	709
31502408	701	31602808	571	31704808	498	34301208	709
31502501	701	31602908	571	31704908	498	34301301	709
31502508	701	31603008	571	31705008	498	34301308	709
31502601	701	31603108	571	31721408	489	34301401	709

ABOUT OSG

DRILLING

THREADING

MILLING

HOLDERS

INDEX





EDP Numerical Index

ABOUT OSG

DRILLING

THREADING

MILLING

HOLDERS

INDEX

EDP Number	Page No.
34301408	709
34301501	709
34301508	709
34400101	719
34400108	719
34400201	719
34400208	719
34400301	719
34400308	719
34400401	719
34400408	719
34400501	719
34400508	719
34400601	719
34400608	719
34400701	719
34400708	719
34400801	719
34400808	719
34400901	719
34400908	719
34401001	719
34401008	719
34401101	719
34401108	719
34401201	719
34401208	719
34401301	719
34401308	719
34401401	719
34401408	719
34401501	719
34401508	719
34500101	703
34500108	703
34500201	703
34500208	703
34500301	703
34500308	703
34500401	703
34500408	703
34500501	703
34500508	703
34500601	703
34500608	703
34500701	703
34500708	703
34500801	703
34500808	703
34500901	703
34500908	703
34501001	703
34501008	703
34501101	703
34501108	703
34501201	703
34501208	703
34501301	703
34501308	703
34501401	703
34501408	703
34501501	703
34501508	703
34600508	579
34600608	579
34600708	579
34600808	579
34600908	579
34601008	579
34601108	579
34601208	579
34601308	579
34601408	579
34601508	579
34601608	579
34601708	579

EDP Number	Page No.
34601808	579
34601908	579
34602008	579
34602108	579
34602208	579
34602308	579
34602408	579
34700508	507
34700608	507
34700708	507
34700808	507
34700908	507
34701008	507
34701108	507
34701208	507
34701308	507
34701408	507
34701508	507
34701608	507
34701708	507
34701808	507
34701908	507
34702008	507
34702108	507
34702208	507
34702308	507
34702408	507
34720508	564
34720708	564
34720908	564
34721008	564
34721208	564
34721408	564
34721608	564
34721808	564
34722008	564
34722208	564
34820608	490
34820808	490
34821008	490
34821108	490
34821308	490
34821508	490
34821708	490
34821908	490
34822108	490
34822308	490
35000408	572
35000508	572
35000608	572
35000708	572
35000808	572
35000908	572
35001008	572
35001108	572
35001208	572
35001308	572
35001408	572
35001508	572
35001608	572
35001708	572
35001808	572
35001908	572
35002008	572
35002108	572
35002208	572
35002308	572
35100608	499
35100708	499
35100808	499
35100908	499
35101008	499
35101108	499
35101208	499
35101308	499
35101408	499

EDP Number	Page No.
35101508	499
35101608	499
35101708	499
35101808	499
35101908	499
35102008	499
35102108	499
35102208	499
35102308	499
35102408	499
36040111	863
36040211	863
36040311	863
36040411	863
36040511	863
36040611	863
36040711	863
36040811	863
36040911	863
36041011	863
36041111	863
36041211	863
36041311	863
36041411	863
36041511	863
36041611	863
36041711	863
36100111	1067
36100211	1067
36100311	1067
36100411	1067
36100511	1067
36100611	1067
36100711	1067
36100811	1067
36100911	1067
36101011	1067
36190001	854
36190002	854
36190003	854
36190004	854
36190005	854
36190006	854
36190007	854
36190008	854
36190009	854
36190010	854
36190011	854
36190012	854
36200001	856
36200002	856
36200003	856
36200004	856
36200005	856
36200006	856
36200007	856
36200008	856
36200009	856
36200010	856
36200011	856
36200012	856
36200013	856
36200014	856
36200015	856
36200016	856
36210001	858
36210002	858
36210003	858
36210004	858
36210005	858
36210006	858
36210007	858
36210008	858
36210009	858
36210010	858
36210011	858

EDP Number	Page No.
36210012	858
36210013	858
36210014	858
36210015	858
36210016	858
36420012	866
36420112	866
36420212	866
36420312	866
36420412	866
36420512	866
36420612	866
36420712	866
36420812	866
36420912	866
36421012	866
36421112	866
36421212	866
36700111	1010
36700211	1010
36700311	1010
36700411	1010
36700511	1010
36700611	1010
36700711	1010
36700811	1010
36700911	1010
36701011	1010
36701111	1010
36701211	1010
36701311	1010
36701411	1010
36701511	1010
36701611	1010
36701711	1010
36701811	1010
36701911	1010
36702011	1010
36702111	1010
36702211	1010
36702311	1010
36702411	1010
36702511	1010
36702611	1010
36702711	1010
36702811	1010
36702911	1010
36703011	1010
36703111	1010
36703211	1010
36703311	1010
36703411	1010
36703511	1010
36703611	1010
36703711	1010
36703811	1010
36703911	1010
36704011	1010
36704111	1010
36704211	1010
36704311	1010
36704411	1010
36704511	1010
36900111	1069
36900211	1069
36900311	1069
36900411	1069
36900511	1069
36900611	1069
36900711	1069
36900811	1069
36900911	1069
36901011	1069
36901111	1069
36901211	1069
36901311	1069



EDP Number	Page No.	EDP Number	Page No.	EDP Number	Page No.	EDP Number	Page No.
36901411	1069	37700029	1009	44130513	1073	48172204	139
36901511	1069	37700030	1009	44130613	1073	48172206	139
36901611	1069	37700031	1009	44130713	1073	48172207	139
36901711	1069	37700032	1009	44130813	1073	48172208	139
36901811	1069	37700033	1009	44130913	1073	48172209	139
37110000	1072	37700034	1009	44450001	1012	48172211	139
37110001	1072	37700035	1009	44450002	1012	48172212	139
37110002	1072	37700036	1009	44450003	1012	48172213	139
37110003	1072	37710000	1011	44450004	1012	48172214	139
37110004	1072	37710001	1011	44450005	1012	48172216	139
37110005	1072	37710002	1011	44450006	1012	48172217	139
37110006	1072	37710003	1011	44700111	1018	48172218	139
37110007	1072	37710004	1011	44700211	1018	48172219	139
37110008	1072	37710005	1011	44700311	1018	48172221	139
37110009	1072	37710006	1011	44700411	1018	48172222	139
37110010	1072	37710007	1011	44700511	1018	48172223	139
37110011	1072	37710008	1011	44700611	1018	48172224	140
37110012	1072	37710009	1011	45130001	1074	48172226	140
37420000	867	37710010	1011	45130002	1074	48172227	140
37420001	867	37710011	1011	45130003	1074	48172228	140
37420002	867	37710012	1011	45130004	1074	48172229	140
37420003	867	37710013	1011	45130005	1074	48172231	140
37420004	867	37710014	1011	45130006	1074	48172232	140
37420005	867	37710015	1011	45130007	1074	48172233	140
37420006	867	37710016	1011	45130008	1074	48172234	140
37420007	867	37710017	1011	45130009	1074	48172236	140
37420008	867	37710018	1011	45810026	1075	48172237	140
37420009	867	37710019	1011	45810035	1075	48172238	140
37420010	867	37710020	1011	45810040	1075	48172239	140
37420011	867	37710021	1011	45810072	1075	48172241	140
37420012	867	37710022	1011	45810073	1075	48172242	140
37420013	867	37710023	1011	45810078	1075	48172243	140
37420014	867	37710024	1011	45810083	1075	48172244	140
37420015	867	37710025	1011	45810140	1075	48172246	140
37420016	867	37710026	1011	45810144	1075	48172247	140
37420017	867	38150111	1028	45810145	1075	48172248	140
37420018	867	38150911	1028	45810150	1075	48172249	140
37420019	867	38151711	1028	45810152	1075	48172251	140
37420020	867	38152511	1028	45810154	1075	48172252	140
37420021	867	38153311	1028	45810156	1075	48172253	140
37420022	867	38154111	1028	45810175	1075	48172254	140
37420023	867	38154911	1028	45810178	1075	48172256	140
37420024	867	38200211	1030	45810180	1075	48172257	140
37420025	867	38201011	1030	46300023	1076	48172258	140
37420026	867	38201811	1030	46300123	1076	48172259	140
37420027	867	38202611	1030	46300223	1076	48172261	140
37420028	867	38203411	1030	46300323	1076	48172262	140
37700000	1009	38204211	1030	46300423	1076	48172263	140
37700001	1009	38205011	1030	46300523	1076	48172264	140
37700002	1009	38250511	1032	46300623	1076	48172266	140
37700003	1009	38251311	1032	46300723	1076	48172267	140
37700004	1009	38252111	1032	46300823	1076	48172268	140
37700005	1009	38252911	1032	46300923	1076	48172269	140
37700006	1009	38253711	1032	46700023	1022	48172271	140
37700007	1009	38254511	1032	46700123	1022	48172272	140
37700008	1009	38255311	1032	46700223	1022	48172273	140
37700009	1009	38300611	1033	46700323	1022	48172274	140
37700010	1009	38301411	1033	46700423	1022	48172276	140
37700011	1009	38302211	1033	46700523	1022	48172277	141
37700012	1009	38303011	1033	46700623	1022	48172278	141
37700013	1009	38303811	1033	46700723	1022	48172279	141
37700014	1009	38304611	1033	48106421	1021	48172281	141
37700015	1009	38305411	1033	48106433	1021	48172282	141
37700016	1009	39150811	1029	48106445	1021	48172283	141
37700017	1009	39151211	1029	48106467	1021	48172284	141
37700018	1009	39151611	1029	48106489	1021	48172286	141
37700019	1009	39152011	1029	48106509	1021	48172287	141
37700020	1009	39152411	1029	48106533	1021	48172288	141
37700021	1009	39200911	1031	48159050	111	48172289	141
37700022	1009	39201311	1031	48159065	111	48172291	141
37700023	1009	39201711	1031	48159070	111	48172292	141
37700024	1009	39202111	1031	48159085	112	48172293	141
37700025	1009	39202511	1031	48159090	112	48172294	141
37700026	1009	44130113	1073	48172201	139	48172296	141
37700027	1009	44130213	1073	48172202	139	48172297	141
37700028	1009	44130313	1073	48172203	139	48172298	141

ABOUT OSG

DRILLING

THREADING

MILLING

HOLDERS

INDEX





EDP Numerical Index

ABOUT OSG

DRILLING

THREADING

MILLING

HOLDERS

INDEX

EDP Number	Page No.
48172299	141
48172301	141
48172302	141
48172303	141
48172304	141
48172306	141
48172307	141
48172308	141
48172309	141
48172311	141
48172312	141
48172313	141
48172314	141
48172316	141
48172317	141
48172318	141
48172319	141
48172321	141
48172322	141
48172323	141
48172324	141
48172326	142
48172327	142
48172328	142
48172329	142
48172331	142
48172332	142
48172333	142
48172334	142
48172336	142
48172337	142
48172338	142
48172339	142
48172341	142
48172342	142
48172343	142
48172344	142
48172346	142
48172347	142
48172348	142
48172349	142
48172351	142
48172352	142
48172353	142
48172354	142
48172356	142
48172357	142
48172358	142
48172359	142
48172361	142
48172362	142
48172363	142
48172364	142
48172366	142
48172367	142
48172368	142
48172369	142
48172371	142
48172372	142
48172373	142
48172374	142
48172376	142
48172377	142
48172378	142
48172379	143
48172381	143
48172382	143
48172383	143
48172384	143
48172386	143
48172387	143
48172388	143
48172389	143
48172391	143
48172392	143
48172393	143

EDP Number	Page No.
48172394	143
48172396	143
48172397	143
48172398	143
48172399	143
48173001	257
48173002	257
48173003	257
48173004	257
48173005	257
48173006	257
48173007	257
48173008	257
48173009	257
48173010	257
48173011	257
48173012	257
48173013	257
48173014	257
48173015	257
48173016	257
48173017	257
48173018	257
48173019	257
48173020	257
48173021	257
48173022	257
48173023	257
48173024	257
48173025	257
48173026	257
48174001	1320
48174002	1320
48174003	1320
48174004	1320
48174005	1320
48174006	1320
48174007	1320
48174008	1320
48174009	1320
48174010	1320
48174011	1320
48174012	1320
48174013	1320
48174014	1320
48174015	1320
48174016	1320
48174017	1320
48174018	1320
48174019	1320
48174020	1320
48174021	1320
48174022	1320
48174023	1320
48174024	1320
48174025	1320
48174026	1320
48309001	1322
48309002	1322
48309003	1322
48309004	1322
48309005	1322
48309006	1322
48309007	1322
48309008	1322
48309009	1322
48309010	1322
48309011	1322
48309012	1322
48309013	1322
48309014	1322
48309015	1322
48309016	1322
48309017	1322
48309018	1322
48309019	1322

EDP Number	Page No.
48309020	1322
52100000	1263
52100001	1263
52100002	1263
52100003	1263
52100004	1263
52100005	1263
52100006	1263
52100007	1264
52100008	1264
52100009	1264
52100010	1264
52100011	1264
52100012	1264
52100013	1264
52100014	1264
52100015	1264
52100016	1263
52100017	1263
52100018	1264
52100019	1264
52100020	1263
52100021	1263
52100022	1263
52100023	1263
52100024	1263
52100025	1263
52100026	1263
52100027	1263
52100028	1263
52100029	1263
52100030	1263
52100031	1263
52100032	1263
52100033	1263
52100034	1263
52100035	1263
52100036	1263
52100037	1263
52100038	1263
52100039	1263
52100040	1263
52100041	1263
52100042	1263
52100043	1263
52100044	1263
52100045	1263
52100046	1263
52100047	1263
52100048	1263
52100049	1264
52100050	1264
52100051	1264
52100052	1264
52100053	1264
52100054	1264
52100055	1264
52100056	1264
52100057	1264
52100058	1264
52100059	1264
52100060	1264
52100061	1264
52100062	1264
52101000	1268
52101001	1268
52101002	1268
52101003	1269
52101004	1269
52101005	1269
52101006	1269
52101010	1268
52101011	1268
52101012	1268
52101013	1268
52101014	1268

EDP Number	Page No.
52101015	1268
52101016	1268
52101020	1268
52101021	1268
52101022	1268
52101023	1268
52101024	1268
52101025	1268
52101026	1268
52101030	1268
52101031	1268
52101032	1268
52101033	1268
52101034	1268
52101035	1268
52101036	1268
52101040	1268
52101041	1268
52101042	1268
52101043	1268
52101044	1268
52101045	1268
52101046	1268
52101051	1268
52101052	1268
52101053	1268
52101054	1268
52101055	1268
52101056	1268
52101060	1268
52101061	1268
52101062	1268
52101063	1268
52101064	1268
52200000	1274
52200001	1274
52200002	1274
52200003	1274
52200004	1274
52200005	1274
52200006	1274
52200007	1274
52200008	1274
52200009	1274
52200010	1274
52200011	1274
52200012	1274
52200013	1274
52200014	1274
52200015	1274
52200016	1274
52200017	1274
52200018	1274
52200019	1274
52200020	1274
52200021	1274
52200022	1274
52200023	1274
52200024	1274
52200025	1274
52200026	1274
52200027	1274
52200028	1274
52200029	1274
52200030	1274
52200031	1274
52200032	1274
52200033	1274
52200034	1274
52201000	1278
52201001	1278
52201002	1278
52201003	1278
52201004	1278
52201005	1278
52201006	1278



EDP Number	Page No.	EDP Number	Page No.	EDP Number	Page No.	EDP Number	Page No.
52201007	1278	52300002	1316	52302023	1303	52310008	1311
52201008	1278	52300003	1316	52302024	1303	52310009	1311
52201009	1278	52300004	1316	52302025	1303	52311000	1313
52201010	1278	52300005	1316	52302026	1303	52311001	1313
52201011	1278	52300006	1316	52302027	1303	52311002	1313
52201012	1278	52300007	1316	52302028	1303	52311003	1313
52201013	1278	52300008	1316	52303000	1306	52311004	1313
52201014	1278	52300009	1316	52303001	1306	52312000	1305
52201015	1278	52300010	1316	52303002	1306	52312001	1305
52201016	1278	52300011	1316	52303003	1306	52312002	1305
52201017	1278	52300012	1316	52303004	1306	52312003	1305
52201018	1278	52300013	1316	52304000	1308	52313000	1312
52201019	1278	52300014	1316	52304001	1308	52313001	1312
52201020	1278	52300015	1316	52304002	1308	52313002	1312
52201021	1278	52300016	1316	52304003	1308	52313003	1312
52201022	1278	52300017	1316	52304004	1308	52314000	1300
52201023	1278	52300018	1316	52305000	1310	52314001	1300
52201024	1278	52300019	1316	52305001	1310	52314002	1300
52201025	1278	52300020	1317	52305002	1310	52314005	1300
52201026	1278	52300021	1317	52305003	1310	52314006	1300
52201027	1278	52300022	1317	52305004	1310	52314007	1300
52201028	1278	52300023	1317	52306000	1313	52314010	1300
52201029	1278	52300024	1316	52306001	1313	52314011	1300
52201030	1278	52300025	1316	52306002	1313	52314012	1300
52201031	1278	52300026	1316	52306003	1313	52314015	1300
52201050	1278	52300027	1316	52306004	1313	52314016	1300
52201051	1278	52300028	1316	52307000	1315	52314017	1300
52201052	1278	52300029	1316	52307001	1315	52315000	1307
52201053	1278	52301000	1299	52307002	1315	52315001	1307
52201054	1278	52301001	1299	52307003	1315	52315002	1307
52201055	1278	52301002	1299	52307004	1315	52315003	1307
52201056	1278	52301003	1299	52308000	1301	52316000	1309
52201057	1278	52301004	1299	52308001	1301	52316001	1309
52201058	1278	52301005	1299	52308002	1301	52316002	1309
52201059	1278	52301006	1299	52308003	1301	52316003	1309
52201060	1278	52301007	1299	52308004	1301	52317000	1314
52201061	1278	52301008	1299	52308005	1301	52317001	1314
52201062	1278	52301009	1299	52308006	1301	52317002	1314
52201063	1278	52301010	1299	52308007	1301	52318000	1314
52201064	1278	52301011	1299	52308008	1301	52318001	1314
52201065	1278	52301012	1299	52308009	1301	52318002	1314
52201066	1278	52301013	1299	52308010	1301	52319000	1318
52201067	1278	52301014	1299	52308011	1301	52319001	1318
52201068	1279	52301015	1299	52308012	1301	52319002	1318
52201069	1279	52301016	1299	52308013	1301	52319003	1318
52201070	1279	52301017	1299	52308014	1301	52319004	1318
52201071	1279	52301018	1299	52308015	1301	52319005	1318
52201072	1279	52301019	1299	52308016	1301	52319006	1318
52201073	1279	52301020	1299	52308017	1301	52319007	1318
52201074	1279	52301021	1299	52308018	1301	52319008	1318
52201075	1279	52301022	1299	52308019	1301	52319009	1318
52201076	1279	52301023	1299	52308020	1301	52319010	1318
52201077	1279	52301024	1299	52308021	1301	52319011	1318
52201078	1279	52302000	1303	52308022	1301	52319012	1318
52201079	1278	52302001	1303	52308023	1301	52319013	1318
52201080	1278	52302002	1303	52308024	1301	52319014	1318
52201081	1278	52302003	1303	52308025	1301	52319015	1318
52201100	1279	52302004	1303	52308026	1301	52319016	1318
52201101	1279	52302005	1303	52309000	1311	52319017	1318
52201102	1279	52302006	1303	52309001	1311	52319018	1318
52201103	1279	52302007	1303	52309002	1311	52319019	1318
52201104	1279	52302008	1303	52309003	1311	52319020	1319
52201105	1279	52302009	1303	52309004	1311	52319021	1319
52201106	1279	52302010	1303	52309005	1311	52319022	1319
52201107	1279	52302011	1303	52309006	1311	52319023	1319
52201108	1279	52302012	1303	52309007	1311	52400000	256
52201109	1279	52302013	1303	52309008	1311	52400001	256
52201110	1279	52302014	1303	52309009	1311	52400002	256
52201111	1279	52302015	1303	52310000	1311	52400003	256
52201112	1279	52302016	1303	52310001	1311	52400004	256
52201113	1279	52302017	1303	52310002	1311	52400005	256
52201114	1279	52302018	1303	52310003	1311	52400006	256
52201115	1279	52302019	1303	52310004	1311	52400007	256
52201116	1279	52302020	1303	52310005	1311	52400008	256
52300000	1316	52302021	1303	52310006	1311	52400009	256
52300001	1316	52302022	1303	52310007	1311	52400010	256

ABOUT OSG

DRILLING

THREADING

MILLING

HOLDERS

INDEX





EDP Numerical Index

ABOUT OSG

DRILLING

THREADING

MILLING

HOLDERS

INDEX

EDP Number	Page No.
52400011	256
52400012	256
52400100	256
52400101	256
52400102	256
52400103	256
52400104	256
52400105	256
52400106	256
52400107	256
52400108	256
52400109	256
52400110	256
52400111	256
52400112	256
52401000	258
52401001	258
52401002	258
52401003	258
52401004	258
52401005	258
52401006	258
52401007	258
52401008	258
52401009	258
52401010	258
52401011	258
52401012	259
52401013	259
52401014	258
52401015	258
52401016	258
52401017	258
52401018	258
52401019	258
52401020	258
52401021	258
52401022	258
52401023	258
52401024	258
52401025	259
52401026	259
52401027	259
52402000	260
52402001	260
52402002	260
52402003	260
52402004	260
52402005	260
52402006	260
52402007	260
52402008	260
52402009	260
52402010	260
52402011	260
52402012	260
52402013	261
52402014	260
52402015	260
52402016	260
52402017	260
52402018	260
52402019	260
52402020	260
52402021	260
52402022	260
52402023	260
52402024	260
52402025	260
52402026	260
52402027	261
52403000	262
52403001	262
52403002	262
52403003	262
52403004	262

EDP Number	Page No.
52403005	262
52403006	262
52403007	262
52403008	262
52403009	262
52403010	262
52403011	262
52403012	262
52403013	263
52403014	262
52403015	262
52403016	262
52403017	262
52403018	262
52403019	262
52403020	262
52403021	262
52403022	262
52403023	262
52403024	262
52403025	262
52403026	262
52403027	263
52502000	265
52502001	265
52502002	265
52502003	266
52502004	266
52502005	266
52502006	266
52502007	266
52502008	265
52502009	265
52502010	265
52502011	265
52502012	265
52502013	266
52502014	266
52502015	266
52502016	266
52502017	266
52502018	266
52502019	266
52502020	266
52502021	266
52502022	266
52502023	266
52502024	266
52502025	266
52502026	265
52502027	265
52502028	265
52502029	265
52502030	265
52502031	265
52502032	265
52502033	265
52502034	265
52502035	265
52502036	265
52502037	265
52502038	265
52502039	265
52502040	265
52502041	265
52502042	265
52502043	265
52502044	265
52502045	265
52502046	266
52502047	266
52502048	266
52502049	266
52502050	266
52502051	266
52502052	266

EDP Number	Page No.
52502053	266
52502054	266
52502055	266
52502056	266
52502057	266
52502058	266
52502059	266
52502060	266
52502061	266
52502062	266
52502063	265
52502064	265
52502065	265
52502066	265
52502067	265
52502068	265
52502069	265
52503000	270
52503001	270
52503002	270
52503003	270
52503004	270
52503005	270
52503006	270
52503007	270
52503008	270
52503009	270
52503010	270
52503011	270
52503012	270
52503013	270
52503014	270
52503015	270
52503016	270
52503017	271
52503018	271
52503019	271
52503020	271
52503021	271
52503022	271
52503023	271
52503024	271
52503025	271
52503026	270
52503027	270
52503028	270
52503029	270
52503030	270
52503031	270
52503032	270
52503033	270
52503034	270
52503035	270
52503036	270
52503037	270
52503038	270
52503039	270
52503040	270
52503041	270
52503042	270
52503043	270
52503044	270
52503045	270
52503046	270
52503047	270
52503048	270
52503049	270
52503050	270
52503051	270
52503052	270
52503053	270
52503054	271
52503055	271
52503056	271
52503057	271
52503058	271

EDP Number	Page No.
52503059	271
52503060	271
52503061	271
52503062	271
52503063	270
52503064	270
52503065	270
52503066	270
52503067	270
52503068	270
52503069	270
52504000	274
52504001	274
52504002	274
52504003	274
52504004	274
52504005	274
52504006	274
52504007	274
52504008	274
52504009	274
52504010	274
52504011	274
52504012	274
52504013	274
52504014	274
52504015	274
52504016	274
52504017	275
52504018	275
52504019	275
52504020	275
52504021	275
52504022	275
52504023	275
52504024	275
52504025	275
52504026	274
52504027	274
52504028	274
52504029	274
52504030	274
52504031	274
52504032	274
52504033	274
52504034	274
52504035	274
52504036	274
52504037	274
52504038	274
52504039	274
52504040	274
52504041	274
52504042	274
52504043	274
52504044	274
52504045	274
52504046	274
52504047	274
52504048	274
52504049	274
52504050	274
52504051	274
52504052	274
52504053	274
52504054	274
52504055	275
52504056	275
52504057	275
52504058	275
52504059	275
52504060	275
52504061	275
52504062	275
52504063	274
52504064	274



EDP Number	Page No.	EDP Number	Page No.	EDP Number	Page No.	EDP Number	Page No.
52504065	274	52510001	294	52601005	1211	52800003	1189
52504066	274	52510002	294	52601005	1285	52800004	1189
52504067	274	52510003	294	52601006	1211	52800005	1189
52504068	274	52510004	294	52601006	1285	52800006	1189
52504069	274	52510005	294	52601007	1211	52800007	1189
52505000	278	52510006	294	52601007	1285	52800008	1189
52505001	278	52510007	294	52601008	1211	52800009	1189
52505002	278	52510008	294	52601008	1285	52900000	1193
52505003	278	52510009	294	52601009	1211	52900001	1193
52505004	278	52510010	294	52601009	1285	52900002	1193
52505005	278	52510011	294	52601010	1211	52900004	1193
52505006	278	52510012	294	52601010	1285	52900005	1193
52505007	278	52511000	296	52601011	1211	52900006	1193
52505008	278	52511001	296	52601011	1285	52901000	1195
52505009	278	52511002	296	52601012	1211	52901001	1195
52505010	278	52511003	296	52601012	1285	52901002	1195
52505011	278	52511004	296	52602000	1252	53000000	1217
52505012	278	52511005	296	52602000	1290	53000001	1217
52505013	278	52512000	300	52602001	1252	53000002	1217
52505014	278	52512001	300	52602001	1290	53000003	1217
52505015	278	52512002	300	52602002	1252	53000004	1217
52505016	278	52512003	300	52602002	1290	53000005	1217
52505017	279	52513002	288	52602003	1252	53000006	1217
52505018	279	52513003	288	52602003	1290	53000007	1217
52505019	279	52513004	288	52602004	1252	53000008	1217
52505020	279	52513005	288	52602004	1290	53000009	1217
52505021	279	52513006	288	52603000	1244	53000010	1217
52505022	279	52513007	288	52603000	1288	53000011	1217
52505023	279	52513008	288	52603001	1244	53001000	1219
52505024	279	52513009	288	52603001	1288	53001001	1219
52505025	279	52513010	288	52603002	1244	53001002	1219
52505026	278	52513011	288	52603002	1288	53100000	1225
52505027	278	52513012	288	52603003	1244	53100001	1225
52505028	278	52513013	288	52603003	1288	53100002	1225
52505029	278	52513014	288	52603004	1244	53100003	1225
52505030	278	52513015	288	52603004	1287	53100004	1225
52505031	278	52514002	290	52603005	1244	53100005	1225
52505032	278	52514003	290	52603005	1288	53100006	1225
52505033	278	52514004	290	52603006	1244	53100007	1225
52505034	278	52514005	290	52603006	1288	53100008	1225
52505035	278	52514006	290	52603007	1244	53100009	1225
52505036	278	52514007	290	52603007	1288	53100010	1225
52505037	278	52514008	290	52604000	1266	53100011	1225
52505038	278	52514009	290	52604000	1291	53200000	1199
52505039	278	52514010	290	52604001	1266	53200001	1199
52505040	278	52514011	290	52604001	1291	53200002	1199
52505041	278	52514012	290	52604002	1266	53200003	1199
52505042	278	52514013	290	52604002	1291	53201000	1201
52505043	278	52514014	290	52604003	1266	53201001	1201
52505044	278	52514015	290	52604003	1291	53201002	1201
52505045	278	52600000	1295	52604004	1266	53201003	1201
52505046	278	52600001	1295	52604004	1291	53201004	1201
52505047	278	52600002	1295	52605000	1276	53201005	1201
52505048	278	52600003	1295	52605000	1293	53201006	1201
52505049	278	52600004	1295	52605001	1276	53400001	1229
52505050	278	52600005	1295	52605001	1293	53400002	1229
52505051	278	52600010	1295	52605002	1276	53400004	1229
52505052	278	52600011	1295	52605002	1293	53400005	1229
52505053	278	52600012	1295	52605003	1276	70100116	1086
52505054	278	52600013	1295	52605003	1293	70100216	1086
52505055	279	52600014	1295	52605004	1276	70100316	1086
52505056	279	52600015	1295	52605004	1293	70100416	1086
52505057	279	52600016	1295	52606001	1231	70100516	1086
52505058	279	52600017	1295	52606001	1287	70100716	1086
52505059	279	52600018	1295	52606002	1231	70100816	1086
52505060	279	52600019	1295	52606002	1287	70100916	1086
52505061	279	52601000	1211	52700000	1185	70101116	1086
52505062	279	52601000	1285	52700001	1185	70101316	1086
52505063	278	52601001	1211	52700002	1185	70101416	1086
52505064	278	52601001	1285	52700003	1185	70101616	1086
52505065	278	52601002	1211	52700004	1185	70105716	1086
52505066	278	52601002	1285	52700005	1185	70106116	1086
52505067	278	52601003	1211	52700006	1187	70106416	1086
52505068	278	52601003	1285	52800000	1189	70106616	1086
52505069	278	52601004	1211	52800001	1189	70200016	886
52510000	294	52601004	1285	52800002	1189	70200116	886

ABOUT OSG

DRILLING

THREADING

MILLING

HOLDERS

INDEX





EDP Numerical Index

ABOUT OSG

DRILLING

THREADING

MILLING

HOLDERS

INDEX

EDP Number	Page No.
70200216	886
70200316	886
70200416	886
70200516	886
70200716	886
70200816	886
70200916	886
70201116	886
70201316	886
70201416	886
70201616	886
70205716	886
70206116	886
70206416	886
70206616	886
70300116	1088
70300216	1088
70300316	1088
70300416	1088
70300516	1088
70300716	1088
70300916	1088
70301116	1088
70301316	1088
70301416	1088
70301616	1088
70310916	1089
70311116	1089
70311416	1089
70311616	1089
70320116	1090
70320216	1090
70320316	1090
70320416	1090
70320516	1090
70320616	1090
70320716	1090
70320816	1090
70400316	888
70400416	888
70400516	888
70400716	888
70400916	888
70401116	888
70401316	888
70401416	888
70401616	888
70410716	890
70410916	890
70411116	890
70411416	890
70411616	890
70420116	891
70420216	891
70420316	891
70420416	891
70420516	891
70420616	891
70420716	891
70420816	891
70720116	1042
70720216	1042
70720316	1042
70720416	1042
70720516	1042
70720616	1042
70720716	1042
70720816	1042
71100116	1087
71100216	1087
71100316	1087
71100416	1087
71100616	1087
71100816	1087
71101016	1087
71101216	1087

EDP Number	Page No.
71200116	887
71200216	887
71200316	887
71200416	887
71200616	887
71200816	887
71201016	887
71201216	887
71320116	1043
71320216	1043
71320316	1043
71320416	1043
71320516	1043
71320616	1043
71320716	1043
71320816	1043
71320916	1043
71321016	1043
71400116	889
71400216	889
71400316	889
71400416	889
71400516	889
71400616	889
71400716	889
71400816	889
71400916	889
71401016	889
71730116	1091
71730216	1091
71730316	1091
71730416	1091
71730516	1091
71730616	1091
71730716	1091
71730816	1091
71730916	1091
71731016	1091
72300116	1092
72300216	1092
72300416	1092
72300516	1092
72300616	1092
72300716	1092
72300816	1092
72310116	1093
72310216	1093
72310316	1093
72310416	1093
72310516	1093
72310616	1093
72310716	1093
72310816	1093
74300125	1094
74300225	1094
74300325	1094
74300425	1094
74300525	1094
74300625	1094
74300725	1094
74300825	1094
74300925	1094
74310125	1095
74310225	1095
74310325	1095
74310425	1095
74310525	1095
74310625	1095
74310725	1095
74400125	892
74400225	892
74400325	892
74400425	892
74400525	892
74400625	892
74400725	892

EDP Number	Page No.
74400825	892
74400925	892
74410125	893
74410225	893
74410325	893
74410425	893
74410525	893
74410625	893
74410725	893
74700125	1044
74700225	1044
74700325	1044
74700425	1044
74700525	1044
74700625	1044
74700725	1044
74700825	1044
74700925	1044
74701025	1044
74701125	1044
74701225	1044
74701325	1044
74701425	1044
74701525	1044
74701625	1044
74701725	1044
74701825	1044
74701925	1044
74710125	1045
74710225	1045
74710325	1045
74710425	1045
74710525	1045
74710625	1045
74710725	1045
74710825	1045
74710925	1045
74711025	1045
74711125	1045
74711225	1045
74711325	1045
74711425	1045
82000021	834
82000221	834
82000421	834
82000621	834
82000821	834
82001021	834
82001221	834
82001421	834
82001621	834
82001821	834
82002021	834
82002221	834
82002421	834
82002621	834
82002821	834
82003021	834
82003221	834
82003421	834
82004421	834
82004621	834
82004821	834
82005021	834
82005221	834
82005421	834
82010021	837
82010121	837
82010221	837
82010321	837
82010421	837
82010521	837
82010621	837
82010721	837
82010821	837
82010921	837

EDP Number	Page No.
82011021	837
82011121	837
82011221	837
82011321	837
82020021	839
82020121	839
82020221	839
82020321	839
82020421	839
82020521	839
82020621	839
82020721	839
82020821	839
82020921	839
82021021	839
82021121	839
82021221	839
82021321	839
82100021	989
82100221	989
82100421	989
82100621	989
82100821	989
82101021	989
82101221	989
82101421	989
82101621	989
82101821	989
82102021	989
82102221	989
82102421	989
82102621	989
82102821	989
82103021	989
82103221	989
82103421	989
82103621	989
82103821	989
82104021	989
82104221	989
82104421	989
82104621	989
82104821	989
82105021	989
82105221	989
82105421	989
82105621	989
82105821	989
82106021	989
82106221	989
82106421	989
82106621	989
82106821	989
82107021	989
82107221	989
82107421	989
82107621	989
82107821	989
82108021	989
82108221	989
82108421	989
82108621	989
82108821	989
82109021	989
82109221	989
82109421	989
82109621	989
82109821	989
82109921	989
82200021	991
82200221	991
82200421	991
82200621	991
82200821	991
82201021	991
82201221	991



EDP Number	Page No.	EDP Number	Page No.	EDP Number	Page No.	EDP Number	Page No.
82201421	991	84100823	1053	85100123	1054	91110611	1082
82201621	991	84300023	1059	85100223	1054	91110711	1082
82201821	991	84300123	1059	85100323	1054	91400311	868
82202021	991	84300223	1059	85300023	1060	91400411	868
82202221	991	84300323	1059	85300123	1060	91400511	868
82202421	991	84300423	1059	85300223	1060	91400611	868
82202621	991	84300523	1059	85400023	847	91400811	868
82202821	991	84400023	846	85400123	847	91401011	868
82203021	991	84400123	846	85400223	847	91401211	868
82203221	991	84400223	846	85400323	847	91440611	1025
82203421	991	84400323	846	86300009	852	91440811	1025
82203621	991	84400423	846	86300109	852	91441011	1025
82203821	991	84400523	846	86300209	852	91441111	1025
82204021	991	84400623	846	86300309	852	91441211	1025
82204221	991	84400723	846	86300409	852	91441311	1025
82204421	991	84400823	846	86300509	852	99500001	1565
82204621	991	84400923	846	86300609	852	99500002	1565
82204821	991	84401023	846	86300709	852	99500003	1565
82205021	991	84401123	846	86300809	852	99500004	1566
82205221	991	84401223	846	86300909	852	99500005	1566
82205421	991	84401323	846	86301009	852	99530001	1567
82300021	832	84401423	846	86301109	852	99530002	1567
82300121	832	84401523	846	86301209	852	99530003	1567
82300221	832	84401623	846	86301309	852	99530004	1567
82300321	832	84410023	844	86301409	852	99530005	1567
82300421	832	84410123	844	86301509	852	99530006	1567
82300521	832	84410223	844	86301609	852	99530007	1567
82300621	832	84410323	844	86301709	852	99530008	1567
82300721	832	84410423	844	86301809	852	99530009	1567
82300821	832	84410523	844	88300009	850	99530010	1567
82300921	832	84410623	844	88300109	850	99530011	1567
82301021	832	84410723	844	88300209	850	99530012	1567
82301121	832	84410823	844	88300309	850	99530013	1567
82301221	832	84410923	844	88300409	850	99530014	1567
82301321	832	84411023	844	88300509	850	99530015	1567
82301421	832	84411123	844	88700009	1001	447100111	1016
82301521	832	84411223	844	88700109	1001	447100311	1016
82330021	842	84411323	844	88700209	1001	447100511	1016
82330121	842	84420123	848	88700309	1001	447100611	1016
82330221	842	84420223	848	88700409	1001	447100711	1016
82330321	842	84420323	848	88700509	1001	447101011	1016
82330421	842	84420423	848	88700609	1001	447101111	1016
82330521	842	84420523	848	88700709	1001	447101411	1016
82330621	842	84420623	848	88700809	1001	447101511	1016
82710021	992	84700023	995	88700909	1001	447101611	1016
82710121	992	84700123	995	88701009	1001	447102011	1016
82710221	992	84700223	995	88701109	1001	447102111	1016
82710321	992	84700323	995	88701209	1001	447102211	1016
82710421	992	84700423	995	88701309	1001	447102611	1016
82710521	992	84700523	995	90100111	1079	447102711	1016
82710621	992	84700623	995	90100311	1079	447200013	1020
82710721	992	84700723	995	90100711	1079	447200113	1020
82710821	992	84700823	995	90100911	1079	447200213	1020
82710921	992	84700923	995	90101111	1079	447200313	1020
82711021	992	84701023	995	90101311	1079	447200413	1020
82711121	992	84701123	995	90101411	1079	447200513	1020
82711221	992	84701223	995	90101611	1079	457002011	1019
82711321	992	84701323	995	90110111	1081	457003011	1019
82711421	992	84701423	995	90110211	1081	457004011	1019
82711521	992	84701523	995	90110311	1081	457005011	1019
82711621	992	84701623	995	90110411	1081	457006011	1019
82711721	992	84701723	995	90110511	1081	457007011	1019
82711821	992	84701823	995	90110611	1081	457008011	1019
82711921	992	84701923	995	90110711	1081	457009011	1019
82712021	992	84702023	995	91100111	1080	457010011	1019
82712121	992	84702123	995	91100211	1080	457011011	1019
82712221	992	84702223	995	91100311	1080	457012011	1019
82712321	992	84702323	995	91100411	1080	457013011	1019
84100023	1053	84702423	995	91100611	1080	457103011	1017
84100123	1053	84702523	995	91100811	1080	457103111	1017
84100223	1053	84702623	995	91101011	1080	457103211	1017
84100323	1053	84702723	995	91110111	1082	457103311	1017
84100423	1053	84702823	995	91110211	1082	457104011	1017
84100523	1053	84702923	995	91110311	1082	457104111	1017
84100623	1053	84703023	995	91110411	1082	457104211	1017
84100723	1053	85100023	1054	91110511	1082	457104311	1017

ABOUT OSG

DRILLING

THREADING

MILLING

HOLDERS

INDEX





EDP Numerical Index

ABOUT OSG

DRILLING

THREADING

MILLING

HOLDERS

INDEX

EDP Number	Page No.
457105011	1017
457105111	1017
457105211	1017
457105311	1017
457106011	1017
457106111	1017
457106211	1017
457106311	1017
457108011	1017
457108111	1017
457108211	1017
457108311	1017
457110011	1017
457110111	1017
457110211	1017
457110311	1017
457110411	1017
457110511	1017
457112011	1017
457112111	1017
457112211	1017
457112311	1017
517112113	129
517112613	129
517114113	129
517114613	129
517115613	129
517116113	129
517116613	129
517117613	129
517118613	129
519012017	110
519012517	110
519013817	110
519015017	110
519016217	110
519016317	110
519017517	110
519017917	110
519019817	110
519022017	110
519022517	110
519023817	110
519025017	110
519026217	110
519026317	110
519027517	110
519027917	110
519029817	110
519032017	110
519032517	110
519033817	110
519035017	110
519036217	110
519036317	110
519037517	110
519037917	110
519039817	110
520009312	61
520010912	61
520011612	61
520012512	61
520013212	61
520013512	61
520013812	61
520014012	61
520014812	61
520015212	61
520015612	61
520015912	61
520016112	61
520016312	61
520016812	61
520017112	62
520017512	62
520018312	62

EDP Number	Page No.
520018712	62
520020212	62
520020312	62
520020712	62
520021312	62
520021512	62
520021812	62
520023412	62
520024212	62
520025712	63
520026112	63
520026512	63
520027012	63
520027712	63
520028112	63
520029612	63
520031212	63
520032012	63
520032812	63
520033212	63
520033712	63
520034012	64
520034112	64
520034312	64
520034812	64
520035912	64
520037512	64
520037612	64
520039012	64
520040612	64
520041112	64
520042212	64
520042712	64
520043712	65
520045312	65
520046912	65
520048512	65
520049012	65
520049912	65
520050012	65
520051512	65
520053112	65
520054612	66
520055512	66
520055912	66
520056212	66
520056312	66
520056612	66
520057412	66
520057812	66
520057912	66
520058212	66
520058612	66
520062512	66
520063312	66
520065612	66
520066312	66
520069312	66
520069612	66
520069812	66
520073312	67
520075012	67
520075712	67
520077412	67
520077612	67
520077812	67
521009312	68
521012512	68
521015612	68
521016112	68
521017112	68
521018712	68
521020312	69
521021312	69
521021812	69
521023412	69

EDP Number	Page No.
521025712	69
521026512	69
521028112	69
521029612	70
521031212	70
521032812	70
521033212	70
521034312	70
521035912	70
521037512	71
521039012	71
521040612	71
521042212	71
521043812	71
521045312	71
521046912	71
521048512	72
521050012	72
521053112	72
521055512	72
521055912	72
521056212	72
521056312	72
521056612	72
521057412	72
521057812	72
521058212	72
521058612	73
521062512	73
521063312	73
521065612	73
521075012	73
521075712	73
522009312	74
522010912	74
522012512	74
522015612	74
522016112	74
522017212	74
522018712	74
522020312	74
522021312	75
522021812	75
522023412	75
522025012	75
522025712	75
522026512	75
522028112	75
522029612	75
522031212	75
522032812	76
522033112	76
522034312	76
522035912	76
522037512	76
522039012	76
522040612	76
522042212	76
522043712	77
522045312	77
522047612	77
522048012	77
522048412	77
522048812	77
522049212	77
522049312	77
522049612	77
522050012	77
563020011	111
563020311	111
563020411	111
563020811	111
563021211	111
563021311	111
563021811	111
563022011	111

EDP Number	Page No.
563022411	111
563022811	111
563023211	111
563023411	111
563024011	111
563024411	111
563024811	111
563025011	111
563025211	111
563025711	111
563025911	111
563026311	111
563026511	111
563026711	111
563027111	111
563027911	111
563028111	111
563028311	111
563028711	111
563029111	111
563029611	111
563029911	111
563030311	111
563030711	111
563031111	111
563031211	111
563031811	111
563032211	111
563032611	112
563032811	112
563033011	112
563033111	112
563033811	112
563034211	112
563034311	112
563034611	112
563035011	112
563035811	112
563035911	112
563036211	112
563036611	112
563037011	112
563037511	112
563037811	112
563038111	112
563038511	112
563038911	112
563039011	112
563039711	112
563040111	112
563040511	112
563040611	112
563040911	112
563041211	112
563041311	112
563041711	112
563042211	112
563042511	112
563042911	112
563043311	112
563043711	112
563043811	112
563044011	112
563044411	112
563044811	112
563045311	112
563045611	112
563046011	112
563046411	112
563047611	112
563048011	112
563048411	112
563048811	112
563049211	113
563049611	113
563050011	113



EDP Number	Page No.	EDP Number	Page No.	EDP Number	Page No.	EDP Number	Page No.
563053111	113	595013711	114	595043711	115	630049211	93
563053211	113	595013811	114	595045211	115	630049611	93
563055111	113	595013911	114	595045311	115	630049911	93
563056211	113	595014211	114	595045411	115	630050311	93
563056811	112	595014611	114	595045511	115	630050711	93
563057011	113	595015011	114	595046511	115	630051111	93
563062511	113	595015411	114	595046811	115	630051411	93
570001511	103	595015611	114	595047211	115	630051911	93
570003111	103	595015711	114	595048411	115	630052311	93
570004611	103	595016111	114	595050011	115	630052711	93
570006211	104	595016311	114	595511811	116	630053211	93
570007811	104	595016511	114	595512511	116	630055111	93
570009311	104	595016911	114	595513911	116	630056111	93
570012511	104	595017111	114	595515611	116	630057011	94
570015611	104	595017311	114	595517111	116	630059011	94
570018711	105	595017711	114	595518711	116	630061011	94
570021811	105	595018111	114	595520311	116	630062311	94
570025011	105	595018511	114	595520611	116	630062911	94
570028111	105	595018711	114	595521611	116	630064911	94
570031211	105	595018911	114	595521811	116	630066911	94
570032811	105	595019311	114	595523411	116	630068911	94
570035911	106	595019711	114	595525011	116	630070811	94
570037511	106	595020111	114	595526211	116	630072811	94
570040611	106	595020311	114	595526511	116	630074811	94
570043711	106	595020511	114	595527411	116	630074911	94
570045311	106	595020611	114	595528111	116	630076711	94
570046811	106	595020911	114	595529611	117	630078711	94
570056211	107	595021311	114	595531211	117	631012311	95
570062511	107	595021611	114	595531711	117	631015511	95
570068711	107	595021711	114	595532811	117	631016111	95
570075011	107	595021811	114	595533511	117	631017111	95
570512517	108	595021911	114	595534311	117	631018611	95
570515617	108	595022011	114	595535911	117	631020211	95
570518717	108	595022411	114	595537011	117	631021311	95
570521817	108	595022811	114	595537511	117	631021711	96
570525017	108	595023211	114	595538911	117	631023311	96
570528117	108	595023411	114	595539011	117	631024911	96
570531217	108	595023611	114	595540611	117	631025711	96
570532817	108	595025011	114	595542211	117	631026411	96
570535917	108	595025611	114	595542611	117	631028011	96
570537517	109	595026211	114	595543711	117	631029511	96
570540617	109	595026511	114	595545211	117	631031111	96
570543717	109	595026811	114	595545311	117	631032711	96
570545317	109	595027411	114	595546811	117	631033111	96
570546817	109	595027611	114	595548411	117	631034211	96
570550017	109	595028111	114	595550011	117	631035811	96
570556217	109	595029511	114	630012311	91	631037411	97
570562517	109	595029611	114	630015511	91	631038911	97
570568717	109	595030711	115	630016111	91	631040511	97
570575017	109	595031211	115	630017111	91	631042111	97
572012517	99	595031511	115	630018611	91	631043711	97
572015617	99	595031711	115	630020211	91	631045211	97
572018717	99	595032811	115	630021311	91	631046811	97
572021817	99	595033411	115	630021711	92	631048411	97
572025017	99	595033511	115	630023311	92	631050011	97
572028117	100	595033811	115	630024911	92	631051511	97
572031217	100	595034211	115	630025711	92	631056111	98
572032817	100	595034311	115	630026411	92	631062311	98
572035917	100	595034611	115	630028011	92	631074911	98
572037517	100	595035411	115	630029511	92	650007812	36
572040617	100	595035911	115	630031111	92	650008212	36
572043717	100	595037011	115	630032711	92	650008612	36
572045317	101	595037411	115	630033111	92	650009312	36
572046817	101	595037511	115	630034211	92	650009412	36
572056217	101	595038611	115	630035811	92	650010612	36
572062517	101	595038911	115	630037411	93	650010912	36
572068717	102	595039011	115	630038911	93	650011161	36
572075017	102	595039311	115	630040511	93	650011631	36
573219111	123	595039411	115	630042111	93	650012511	36
573225111	123	595040511	115	630043711	93	650013231	36
573237611	123	595040611	115	630045211	93	650013561	36
573250111	123	595041311	115	630046811	93	650013871	36
595011811	114	595042211	115	630047611	93	650014051	36
595012511	114	595042511	115	630048011	93	650014841	36
595013011	114	595042611	115	630048311	93	650015211	36
595013411	114	595043311	115	630048811	93	650015511	36

ABOUT OSG

DRILLING

THREADING

MILLING

HOLDERS

INDEX





EDP Numerical Index

ABOUT OSG

DRILLING

THREADING

MILLING

HOLDERS

INDEX

EDP Number	Page No.
650015911	36
650016011	36
650016311	36
650016711	36
650017111	36
650017511	36
650018311	36
650018711	37
650020211	37
650020291	37
650020701	37
650021211	37
650021521	37
650021711	37
650023311	37
650024211	37
650025011	37
650025611	37
650026211	37
650026411	37
650026911	37
650027701	38
650028011	38
650029611	38
650031211	38
650032111	38
650032711	38
650033011	38
650033611	38
650034011	38
650034111	38
650034211	38
650034811	38
650035811	38
650037511	38
650037601	38
650038911	39
650040511	39
650041011	39
650042111	39
650042661	39
650043711	39
650045211	39
650046711	39
650048411	39
650049011	40
650049811	40
650050011	40
650051501	40
650053011	40
650054601	40
650056111	40
650057711	40
650062511	41
650063311	41
650065511	41
650066311	41
650069321	41
650069601	41
650069801	41
650073311	41
650075011	41
650075711	41
650077401	41
650077661	41
650077801	41
651007812	42
651008212	42
651008612	42
651009312	42
651009412	42
651010612	42
651012511	42
651015511	42
651016011	42
651017111	42

EDP Number	Page No.
651018711	42
651020211	42
651021311	43
651021711	43
651023311	43
651025011	43
651025611	43
651026411	43
651028011	43
651029611	43
651031211	43
651032711	44
651033111	44
651034211	44
651035811	44
651037511	44
651038911	44
651040511	44
651042111	44
651043711	45
651045211	45
651046711	45
651048411	45
651050011	45
651053011	45
651056111	46
651062511	46
651063311	46
651065511	46
651075011	46
651075711	46
652009312	47
652010911	47
652012511	47
652015511	47
652016011	47
652017111	47
652018711	47
652020211	47
652021311	48
652021711	48
652023311	48
652025011	48
652025611	48
652026411	48
652028011	48
652029611	48
652031211	48
652032711	48
652033111	48
652035211	48
652035711	48
652037511	49
652038811	49
652040711	49
652042111	49
652043811	49
652045211	49
652050011	49
652053011	49
652056111	49
652062511	49
653007812	50
653008212	50
653008612	50
653009012	50
653009312	50
653009412	50
653009812	50
653010212	50
653010612	50
653010912	50
653011012	50
653011412	50
653012212	50
653012512	50

EDP Number	Page No.
653012612	50
653012912	50
653013312	50
653014112	50
653014512	50
653014912	50
653015312	50
653015612	50
653016012	50
653018712	50
653020012	50
653020212	50
653020412	50
653020812	50
653021112	50
653021212	50
653021712	50
653022012	50
653022412	50
653022812	50
653023212	50
653025012	51
653025612	51
653026412	51
653027912	51
653028012	51
653028312	51
653028712	51
653029112	51
653029912	51
653030312	51
653030712	51
653031112	51
653031212	51
653033112	51
653034212	51
653035812	51
653036212	51
653036612	51
653037012	51
653037512	52
653037812	52
653038112	52
653038512	52
653038912	52
653042312	52
653043712	52
653043812	52
653044012	52
653044412	52
653044812	52
653045212	52
653045412	52
653045612	52
653046012	52
653046412	52
653046812	52
653050012	52
653056112	52
653512512	53
653514112	53
653515612	53
653517212	53
653518712	53
653520312	53
653521312	53
653521912	53
653523412	53
653525012	53
653526612	53
653528112	53
653529712	53
653531312	53
653532812	53
653534412	53
653535912	53

EDP Number	Page No.
653537512	53
653539112	54
653540612	54
653542212	54
653543712	54
653545312	54
653546912	54
653550012	54
653553112	54
653556312	54
654012512	55
654014012	55
654015612	55
654017212	55
654018712	55
654020212	55
654021312	55
654021712	55
654023412	55
654025012	55
654026412	55
654028012	55
654029612	55
654031212	55
654032812	55
654034212	55
654035912	55
654037512	56
654039012	56
654040612	56
654042112	56
654043712	56
654045212	56
654045412	56
654046812	56
654050012	56
654053112	56
654056112	56
655011812	57
655012512	57
655014012	57
655015612	57
655017212	57
655018712	57
655020212	57
655021312	57
655021712	57
655023412	57
655025012	57
655026412	57
655028012	57
655029612	57
655031212	57
655032812	57
655034212	57
655035912	57
655037512	58
655039012	58
655040612	58
655041212	58
655042112	58
655043212	58
655043712	58
655045212	58
655045412	58
655046812	58
655047212	58
655049112	58
655050012	58
655053112	58
655056112	58
656012512	59
656014012	59
656015612	59
656017212	59
656018712	59



EDP Number	Page No.	EDP Number	Page No.	EDP Number	Page No.	EDP Number	Page No.
656020212	59	661016117	82	750137616	119	859519511	223
656021712	59	661017217	82	750137716	119	859519711	223
656023412	59	661018717	82	750143816	119	859519811	224
656025012	59	661020317	82	750150116	119	859519911	224
656026412	59	661021317	82	752009816	120	859520511	224
656028012	59	661021817	82	752012916	120	859520811	224
656029612	59	661023417	82	752016116	120	859521511	224
656031212	59	661025017	82	752019216	120	859521911	224
656032812	59	661025717	82	752022116	120	859522511	224
656034212	59	661026517	82	752025116	120	859522611	224
656035912	59	661028117	82	752031316	120	859523711	224
656037512	59	661029617	83	752037616	120	859523811	224
656039012	59	661031217	83	752043816	120	859523911	225
657012512	60	661032817	83	752050116	120	859524111	225
657014012	60	661033217	83	753009816	121	859524211	225
657015612	60	661034317	83	753012916	121	859524411	225
657017212	60	661035917	83	753016116	121	859524511	225
657018712	60	661037517	83	753019116	121	859524611	225
657020212	60	661039017	83	753022116	121	859524911	225
657021712	60	661040617	83	753025116	121	859525211	225
657023412	60	661042217	83	753031316	121	859525311	225
657025012	60	661043717	83	753037616	121	859525511	225
657026412	60	661045317	84	753043816	121	859525811	225
657028012	60	661046817	84	753050116	121	859526411	225
657029612	60	661048417	84	753209816	122	859526511	225
657031212	60	661050017	84	753212916	122	859526611	225
660012517	78	661053117	84	753216116	122	859527111	226
660013217	78	661056217	84	753219116	122	859527811	226
660013517	78	661059317	84	753222116	122	859527911	226
660013817	78	661062517	84	753225116	122	859528211	226
660014017	78	661063317	84	753231316	122	859528311	226
660014817	78	661065617	84	753237616	122	859528511	226
660015617	78	661066317	84	753243816	122	859528611	226
660015917	78	661068717	84	753250116	122	859529511	226
660016117	78	661070317	84	859505111	220	859530511	226
660016317	78	661071817	84	859505711	220	859531511	227
660016817	78	661075017	85	859506411	220	859531811	227
660017217	78	750009816	118	859506511	220	859532211	227
660017517	78	750012816	118	859507111	220	859532511	227
660018317	78	750012916	118	859507911	220	859532611	227
660018717	78	750016116	118	859508111	220	859532711	227
660020317	78	750016216	118	859508411	220	859532911	227
660021317	78	750018716	118	859509111	220	859533511	227
660021817	78	750019016	118	859510211	221	859534511	227
660023417	78	750019116	118	859510311	221	859534611	228
660025017	78	750019216	118	859510911	221	859534711	228
660025717	78	750019316	118	859511411	221	859535711	228
660026517	79	750019416	118	859511811	221	859536611	228
660028117	79	750019516	118	859511911	221	859537311	228
660029617	79	750019716	118	859512211	221	859537511	228
660031217	79	750021816	118	859512511	221	859538511	228
660032817	79	750022116	118	859512711	221	859538611	228
660033217	79	750025016	118	859513211	222	859539111	229
660034317	79	750025116	118	859513511	222	859539511	229
660035917	79	750025316	118	859514111	222	859539711	229
660037517	79	750025416	118	859514411	222	859539911	229
660039017	79	750025516	118	859514511	222	859540411	229
660040617	80	750031216	118	859515111	222	859540911	229
660042217	80	750031316	118	859515211	222	859541511	229
660043717	80	750031416	118	859515511	222	859541711	229
660045317	80	750031516	118	859515611	222	859542211	229
660046817	80	750037516	118	859515711	222	859543311	230
660048417	80	750037616	118	859515811	222	859543711	230
660050017	80	750037716	118	859515911	222	859544111	230
660053117	80	750037816	118	859516111	222	859544511	230
660056217	80	750043816	118	859516211	222	859545711	230
660059317	81	750050116	118	859516511	223	859546211	230
660062517	81	750109816	119	859517111	223	859547511	231
660065617	81	750112916	119	859517211	223	859547611	231
660066317	81	750116116	119	859517411	223	859548611	231
660068717	81	750119116	119	859517511	223	859548711	231
660070317	81	750119216	119	859517611	223	859548811	231
660071817	81	750122116	119	859517711	223	859549611	231
660075017	81	750125116	119	859517811	223	859549811	231
661012517	82	750125216	119	859518511	223	859550511	231
661015617	82	750131316	119	859519111	223	859551111	232

ABOUT OSG

DRILLING

THREADING

MILLING

HOLDERS

INDEX





EDP Numerical Index

ABOUT OSG

DRILLING

THREADING

MILLING

HOLDERS

INDEX

EDP Number	Page No.
859551611	232
859551811	232
859552211	232
859554511	232
859554811	232
859555611	233
859556511	233
859557211	233
859557511	233
859557811	233
859557911	233
859559511	234
859559711	234
859563511	234
859565511	234
859567511	234
859568511	234
859571511	234
859575511	235
859576511	235
859577511	235
859579511	235
859583511	235
859587511	236
859596511	236
859601511	236
859603511	236
859720411	241
859720811	241
859721811	241
859722611	241
859722811	241
859723811	242
859725511	242
859725811	242
859727811	242
859727911	242
859728111	242
859728611	243
859729411	243
859730411	243
859730511	243
859731811	243
859734511	244
859735711	244
859735811	244
859738211	245
859738311	245
859738411	245
859739711	245
859739911	245
859740411	245
859740911	245
859742211	246
859743711	246
859745711	246
859747511	247
859747611	247
859748511	247
859749811	247
859750211	247
859751111	248
859751611	248
859753111	248
859754711	248
859756111	249
859759511	249
859763511	250
859767511	250
859772511	250
859792511	251
859793511	251
1005110508	642
1005110808	642
1005111008	642
1005111208	642

EDP Number	Page No.
1005111408	642
1005111608	642
1005111808	642
1005112008	642
1005112208	642
1005112408	642
1005113008	642
1005113208	642
1005113408	642
1005113608	642
1005113808	642
1005114008	642
1005114208	642
1005114408	642
1005114608	642
1005114808	642
1005115008	642
1005115208	642
1005200108	645
1005200208	645
1005200308	645
1005200408	645
1005200508	645
1005200608	645
1005200708	645
1005200808	645
1005200908	645
1005201008	645
1005201108	645
1005201208	645
1005201308	645
1005201408	645
1005201508	645
1005201608	645
1005201708	645
1005201808	645
1005201908	645
1005202008	645
1005202108	645
1005202208	645
1005202308	645
1005202408	645
1005202508	645
1005202608	645
1005202708	645
1005202808	645
1005202908	645
1005203008	645
1005203108	645
1005203208	645
1005203308	645
1005203408	645
1005203508	645
1005300108	647
1005300208	647
1005300308	647
1005300408	647
1005300508	647
1005300608	647
1005300708	647
1005300808	647
1005300908	647
1005301008	647
1005301108	647
1005301208	647
1005301308	647
1005301408	647
1005301508	647
1005301608	647
1005301708	647
1005301808	647
1005301908	647
1005302008	647
1005302108	647
1005302208	647
1005302308	647

EDP Number	Page No.
1005302408	647
1005302508	647
1005302608	647
1005302708	647
1005302808	647
1005302908	647
1005303008	647
1005303108	647
1005303208	647
1005303308	647
1005303408	647
1005303508	647
1005600108	651
1005600208	651
1005600308	651
1005600408	651
1005600508	651
1005600608	651
1005600708	651
1005600808	651
1005600908	651
1005601008	651
1005601108	651
1005601208	651
1005601308	651
1005601408	651
1005601508	651
1005601608	651
1005601708	651
1005601808	651
1005601908	651
1005602008	651
1005602108	651
1005602208	651
1005602308	651
1005602408	651
1005602508	651
1005602608	651
1005602708	651
1005602808	651
1005602908	651
1005700108	653
1005700208	653
1005700308	653
1005700408	653
1005700508	653
1005700608	653
1005700708	653
1005700808	653
1005700908	653
1005701008	653
1005701108	653
1005701208	653
1005701308	653
1005701408	653
1005701508	653
1005701608	653
1005701708	653
1005910100	637
1005910200	637
1005910300	637
1005910400	637
1005910500	637
1005910600	637
1005910700	637
1005910800	637
1005910900	637
1006100100	638
1006100300	638
1006100400	638
1006100500	638
1006100700	638
1006100800	638
1006100900	638
1006101000	638
1006101100	638

EDP Number	Page No.
1006101300	638
1006101400	638
1006101500	638
1006101700	638
1006101800	638
1006101900	638
1006102000	638
1101200100	623
1101200300	623
1101200500	623
1101200700	623
1101200900	623
1101201100	623
1101500105	586
1101500205	586
1101500305	586
1101500405	586
1101500505	586
1101500605	586
1101500705	586
1101500805	586
1101500905	586
1101501005	586
1101501105	586
1101501205	586
1101501305	586
1101501405	586
1101501505	587
1101501605	587
1101501705	587
1101501805	587
1101501905	587
1101502005	587
1101502105	587
1101502205	587
1101502305	587
1101502405	587
1101502505	587
1101502605	587
1101502705	587
1101502805	587
1101502905	588
1101503005	588
1101503105	588
1101503205	588
1101503305	588
1101503405	588
1101503505	588
1101503605	588
1101503705	588
1101503805	588
1101503905	588
1101504005	588
1101504105	588
1101504205	588
1101504305	588
1101504405	588
1101504505	588
1101504605	588
1101504705	588
1101504805	588
1101504905	589
1101505005	589
1101505105	589
1101505205	589
1101505305	589
1101505405	589
1101505505	587
1101505605	586
1101505705	586
1101505805	586
1101505905	588
1101506005	587
1101506105	587
1101506205	587
1101506305	587



EDP Number	Page No.	EDP Number	Page No.	EDP Number	Page No.	EDP Number	Page No.
1101506405	587	1101514005	588	1101600603	593	1105102008	643
1101506505	586	1101514105	588	1101600703	593	1105102108	643
1101506605	586	1101514205	588	1101600803	593	1105102208	643
1101506705	586	1101514305	588	1101600903	593	1105102308	643
1101506805	586	1101514405	588	1101601003	593	1105102408	643
1101506905	586	1101514505	588	1101601103	593	1105200108	646
1101507005	586	1101514605	589	1101601203	593	1105200208	646
1101507105	586	1101514705	589	1101601303	593	1105200308	646
1101507205	586	1101514805	589	1101601403	593	1105200408	646
1101507305	586	1101514905	589	1101601503	593	1105200508	646
1101507405	586	1101515005	589	1101601603	593	1105200608	646
1101507505	586	1101515105	589	1101601703	593	1105200708	646
1101507605	586	1101515205	589	1101601803	593	1105200808	646
1101507705	586	1101515305	589	1101601903	593	1105200908	646
1101507805	586	1101515405	589	1101602003	593	1105201008	646
1101507905	586	1101515505	586	1101602103	593	1105201108	646
1101508005	586	1101515605	586	1101700108	595	1105201208	646
1101508105	586	1101515705	586	1101700208	595	1105201308	646
1101508205	586	1101515805	586	1101700308	595	1105201408	646
1101508305	586	1101515905	586	1101700408	595	1105201508	646
1101508405	586	1101516005	587	1101700508	595	1105201608	646
1101508505	586	1101516105	587	1101700608	595	1105201708	646
1101508605	586	1101516205	587	1101700708	595	1105201808	646
1101508705	586	1101516305	587	1101700808	595	1105201908	646
1101508805	586	1101516405	587	1101700908	595	1105202008	646
1101508905	586	1101516505	587	1101701008	595	1105202108	646
1101509005	586	1101516605	587	1101701108	595	1105202208	646
1101509105	586	1101516705	587	1101701208	595	1105202308	646
1101509205	586	1101516805	587	1101701308	595	1105202408	646
1101509305	586	1101516905	587	1101701408	595	1105300108	648
1101509405	586	1101517005	589	1101701508	595	1105300208	648
1101509505	586	1101517105	589	1103600100	724	1105300308	648
1101509605	587	1101517205	589	1103600108	724	1105300408	648
1101509705	587	1101517305	589	1103600200	724	1105300508	648
1101509805	587	1101517405	589	1103600208	724	1105300608	648
1101509905	587	1101517505	589	1103600300	724	1105300708	648
1101510005	587	1101517605	589	1103600308	724	1105300808	648
1101510105	587	1101517705	589	1103600400	724	1105301108	648
1101510205	587	1101517805	589	1103600408	724	1105301208	648
1101510305	587	1101517905	589	1103600500	724	1105301308	648
1101510405	587	1101518005	589	1103600508	724	1105301408	648
1101510505	587	1101518105	589	1103600600	724	1105301508	648
1101510605	587	1101518205	589	1103600608	724	1105301608	648
1101510705	587	1101518305	589	1103600700	724	1105301708	648
1101510805	587	1101518405	589	1103600708	724	1105301808	648
1101510905	587	1101518505	589	1103600800	724	1105301908	648
1101511005	587	1101518605	589	1103600808	724	1105302008	648
1101511105	587	1101518705	589	1103600900	724	1105302108	648
1101511205	587	1101518805	589	1103600908	724	1105302208	648
1101511305	587	1101518905	589	1103601000	724	1105302308	648
1101511405	588	1101519005	589	1103601008	724	1105302408	648
1101511505	588	1101519105	589	1103601100	724	1105302508	648
1101511605	588	1101519205	589	1103601108	724	1105400108	649
1101511705	588	1101519305	589	1103601200	724	1105400208	649
1101511805	588	1101519405	589	1103601208	724	1105400308	649
1101511905	588	1101519505	589	1103601300	724	1105500108	650
1101512005	588	1101519605	589	1103601308	724	1105500208	650
1101512105	588	1101519705	589	1105100108	643	1105500308	650
1101512205	588	1101519805	589	1105100208	643	1105500408	650
1101512305	588	1101519905	589	1105100308	643	1105600108	652
1101512405	588	1101520005	589	1105100408	643	1105600208	652
1101512505	588	1101520105	589	1105100508	643	1105600308	652
1101512605	588	1101520205	589	1105100608	643	1105600408	652
1101512705	588	1101520305	590	1105100708	643	1105600508	652
1101512805	588	1101520405	590	1105100808	643	1105600608	652
1101512905	588	1101520505	590	1105100908	643	1105600708	652
1101513005	588	1101520605	590	1105101008	643	1105600808	652
1101513105	588	1101520705	590	1105101108	643	1105600908	652
1101513205	588	1101520805	590	1105101208	643	1105601008	652
1101513305	588	1101520905	590	1105101308	643	1105610108	561
1101513405	588	1101521005	590	1105101408	643	1105610208	561
1101513505	588	1101600103	593	1105101508	643	1105610408	561
1101513605	588	1101600203	593	1105101608	643	1105610508	561
1101513705	588	1101600303	593	1105101708	643	1105610608	561
1101513805	588	1101600403	593	1105101808	643	1105610708	561
1101513905	588	1101600503	593	1105101908	643	1105610808	561

ABOUT OSG

DRILLING

THREADING

MILLING

HOLDERS

INDEX





EDP Numerical Index

ABOUT OSG

DRILLING

THREADING

MILLING

HOLDERS

INDEX

EDP Number	Page No.
1105610908	561
1105611008	561
1105611108	561
1105611208	561
1105611308	561
1105611408	561
1105611508	561
1105611608	561
1105611708	561
1105611808	561
1105611908	561
1105612008	561
1105612108	561
1105612208	561
1105612308	561
1105612408	561
1105612508	561
1105612608	561
1105612708	561
1105612808	561
1105612908	561
1105613008	561
1105613108	561
1105613208	561
1105613308	561
1105613408	561
1105613508	561
1105613608	561
1105613708	561
1105613808	561
1105613908	561
1105614008	561
1105614108	561
1105614208	561
1105614308	561
1105614408	561
1105614508	561
1105700108	654
1105700208	654
1105700308	654
1105700408	654
1105700508	654
1105700608	654
1105700708	654
1105700808	654
1111500105	591
1111500205	591
1111500305	591
1111500405	591
1111500505	591
1111500605	591
1111500705	591
1111500805	591
1111500905	591
1111501005	591
1111501105	591
1111501205	591
1111501305	591
1111501405	591
1111501505	591
1111501605	591
1111501705	591
1111501805	591
1111501905	591
1111502005	591
1111502105	591
1111502205	591
1111502305	591
1111502405	591
1111502505	591
1111502605	591
1111502705	591
1111502805	591
1111502905	591
1111503005	591
1111503105	591

EDP Number	Page No.
1111503205	591
1111503305	591
1111503405	591
1111503505	591
1111503605	591
1111503705	591
1111503805	591
1111503905	591
1111504005	592
1111504105	592
1111504205	592
1111504305	592
1111504405	592
1111504505	592
1111504605	592
1111504705	592
1111504805	592
1111504905	592
1111505005	592
1111505105	592
1111505205	592
1111505305	592
1111505405	592
1111505505	592
1111505605	592
1111505705	592
1111505805	592
1111505905	592
1111506005	592
1111506105	592
1111506205	592
1111506305	592
1111506405	592
1111506505	592
1111506605	592
1111506705	592
1111506805	592
1111506905	592
1111507005	591
1111507105	591
1111507205	591
1111507305	591
1111507405	591
1111507505	591
1111507605	591
1111507705	592
1111507805	592
1111507905	592
1111508005	592
1111508105	592
1111508205	592
1111508305	592
1111508405	592
1111508505	592
1111508605	592
1111508705	592
1111508805	592
1111600103	594
1111600303	594
1111600403	594
1111600503	594
1111600803	594
1111600903	594
1111601003	594
1111601103	594
1111601203	594
1111601303	594
1111700108	596
1111700308	596
1111700408	596
1111700508	596
1111700808	596
1111701008	596
1111701308	596
1111800201	628
1111800301	628

EDP Number	Page No.
1111800401	628
1111800501	628
1111800601	628
1111800701	628
1111800801	628
1111800901	628
1111801001	628
1111801101	628
1111801201	628
1111801301	628
1115710001	567
1115710008	567
1115710101	567
1115710108	567
1115710201	567
1115710208	567
1115710301	567
1115710308	567
1115710401	567
1115710408	567
1115710501	567
1115710508	567
1115710601	567
1115710608	567
1115710701	567
1115710708	567
1115710801	567
1115710808	567
1115810108	562
1115810208	562
1115810308	562
1115810408	562
1115810508	562
1115810608	562
1115810708	562
1115810808	562
1200600100	748
1200600200	748
1200600300	748
1200600400	748
1200600500	748
1200600600	748
1200600700	748
1200600800	748
1200600900	748
1200601000	748
1200700200	749
1200700400	749
1200700500	749
1200700600	749
1200700700	749
1205300108	739
1205300208	739
1205300308	739
1205300408	739
1205300508	739
1205300608	739
1205300708	739
1205400108	740
1205400208	740
1205400308	740
1205400408	740
1205400508	740
1205400608	740
1205400708	740
1301300508	513
1301300608	513
1301300708	513
1301300808	513
1301300908	513
1301301008	513
1301301108	513
1301301208	513
1301301308	513
1301301408	513
1301301508	513

EDP Number	Page No.
1301301608	513
1301301708	513
1301301808	513
1301400101	515
1301400201	515
1301400301	515
1301400401	515
1301400501	515
1301400601	515
1301400701	515
1301400901	515
1301401101	515
1301401201	515
1301401401	515
1301401501	515
1301401701	515
1301401801	515
1301402001	515
1301402101	515
1301402201	515
1301402301	515
1301402401	515
1301402501	515
1301402601	515
1301402701	515
1301402801	515
1301402901	515
1301403001	515
1301403101	515
1301403201	515
1301403301	515
1301403501	515
1301403601	515
1301403701	515
1301403801	515
1301403901	515
1301404001	515
1301500101	517
1301500201	517
1301500301	517
1301500401	517
1301500501	517
1301500601	517
1301500701	517
1301500901	517
1301501101	517
1301501201	517
1301501401	517
1301501501	517
1301501701	517
1301501801	517
1301502001	517
1301502101	517
1301502201	517
1301502301	517
1301502401	517
1301502501	517
1301502601	517
1301502701	517
1301502801	517
1301502901	517
1301503001	517
1301503101	517
1301503201	517
1301503301	517
1301503401	517
1301503501	517
1301503601	517
1301503701	517
1301503801	517
1301504001	517
1301900103	530
1301900203	530
1301900303	530
1301900403	530
1301900503	530



EDP Number	Page No.	EDP Number	Page No.	EDP Number	Page No.	EDP Number	Page No.
1301900603	530	1302500101	518	1305711808	487	1311300808	514
1301900703	530	1302500201	518	1305711908	487	1311300908	514
1301900803	530	1302500301	518	1305712008	487	1311301008	514
1301900903	530	1302500401	518	1305712108	487	1311301108	514
1301901003	530	1302500501	518	1305712208	487	1311301208	514
1301901103	530	1302500601	518	1305712308	487	1311301308	514
1301901203	530	1302500701	518	1305712408	487	1311301408	514
1301901303	530	1302500901	518	1305712508	487	1311301508	514
1301901403	530	1302501101	518	1305712608	487	1311301608	514
1301901503	530	1302501201	518	1305712708	487	1311301708	514
1301901603	530	1302501401	518	1305712808	487	1311301808	514
1301901703	530	1302501501	518	1305712908	487	1311301908	514
1301901803	530	1302501701	518	1305713008	487	1311600101	519
1301901903	530	1302501801	518	1305713108	487	1311600201	519
1301902003	530	1302502001	518	1305713208	487	1311600401	519
1301902103	530	1302502101	518	1305713308	487	1311600501	519
1302000101	548	1302502201	518	1305713408	487	1311600601	519
1302000201	548	1302502301	518	1305713508	487	1311600701	519
1302000301	548	1302502401	518	1305713608	487	1311600801	519
1302000401	548	1302502501	518	1305713708	487	1311600901	519
1302000501	548	1302502601	518	1305713808	487	1311601001	519
1302000601	548	1302502701	518	1305713908	487	1311601101	519
1302000701	548	1302502801	518	1305714008	487	1311601201	519
1302000801	548	1302502901	518	1305714108	487	1311601301	519
1302000901	548	1302503001	518	1305714208	487	1311601401	519
1302001001	548	1302503101	518	1305714308	487	1311601501	519
1302001101	548	1302503201	518	1305714408	487	1311601601	519
1302001201	548	1302503301	518	1305714508	487	1311601701	519
1302001301	548	1302503501	518	1305714608	487	1311601801	519
1302001401	548	1302503601	518	1305800108	524	1311601901	519
1302001501	548	1302503701	518	1305800208	524	1311602001	519
1302001601	548	1302503801	518	1305800308	524	1311602101	519
1302001701	548	1302503901	518	1305800408	524	1311602201	519
1302001801	548	1302504001	518	1305800508	524	1311602301	519
1302001901	548	1303900100	710	1305800608	524	1311602401	519
1302002001	548	1303900108	710	1305800708	524	1311602501	519
1302002101	548	1303900200	710	1305800808	524	1311700101	521
1302002201	548	1303900208	710	1305800908	524	1311700201	521
1302002301	548	1303900300	710	1305801008	524	1311700401	521
1302002401	548	1303900308	710	1305801108	524	1311700501	521
1302002501	548	1303900400	710	1305801208	524	1311700601	521
1302002601	548	1303900408	710	1305900108	526	1311700701	521
1302400101	516	1303900500	710	1305900208	526	1311700801	521
1302400201	516	1303900508	710	1305900308	526	1311700901	521
1302400301	516	1303900600	710	1305900408	526	1311701001	521
1302400401	516	1303900608	710	1305900508	526	1311701101	521
1302400501	516	1303900700	710	1305900608	526	1311701201	521
1302400601	516	1303900708	710	1305900708	526	1311701301	521
1302400701	516	1303900800	710	1305900808	526	1311701401	521
1302400901	516	1303900808	710	1305900908	526	1311701501	521
1302401101	516	1303900900	710	1305901008	526	1311701601	521
1302401201	516	1303900908	710	1305901108	526	1311701701	521
1302401401	516	1303901000	710	1305901208	526	1311701801	521
1302401501	516	1303901008	710	1306300108	482	1311701901	521
1302401701	516	1303901100	710	1306300208	482	1311702001	521
1302401801	516	1303901108	710	1306300308	482	1311702101	521
1302402001	516	1303901200	710	1306300408	482	1311702201	521
1302402101	516	1303901208	710	1306300508	482	1311702301	521
1302402201	516	1303901300	710	1306300608	482	1311702401	521
1302402301	516	1303901308	710	1306300708	482	1311702501	521
1302402401	516	1305710108	487	1306300808	482	1311800108	523
1302402501	516	1305710208	487	1306300908	482	1311800208	523
1302402601	516	1305710408	487	1306301008	482	1311800408	523
1302402701	516	1305710508	487	1306301108	482	1311800508	523
1302402801	516	1305710608	487	1306301208	482	1311800608	523
1302402901	516	1305710708	487	1306301308	482	1311800708	523
1302403001	516	1305710808	487	1306301408	482	1311800808	523
1302403101	516	1305710908	487	1306301508	482	1311800908	523
1302403201	516	1305711008	487	1306301608	482	1311801008	523
1302403301	516	1305711108	487	1306301708	482	1311801108	523
1302403501	516	1305711208	487	1306301808	482	1311801208	523
1302403601	516	1305711308	487	1306301908	482	1311801308	523
1302403701	516	1305711408	487	1306302008	482	1311801408	523
1302403801	516	1305711508	487	1311300508	514	1311801508	523
1302403901	516	1305711608	487	1311300608	514	1311801608	523
1302404001	516	1305711708	487	1311300708	514	1311801708	523

ABOUT OSG

DRILLING

THREADING

MILLING

HOLDERS

INDEX





EDP Numerical Index

ABOUT OSG

DRILLING

THREADING

MILLING

HOLDERS

INDEX

EDP Number	Page No.
1311801808	523
1311801908	523
1311802008	523
1311802108	523
1311802208	523
1311802308	523
1311802408	523
1311802508	523
1311900103	531
1311900303	531
1311900403	531
1311900503	531
1311900803	531
1311900903	531
1311901003	531
1311901103	531
1311901203	531
1311901303	531
1312600101	520
1312600201	520
1312600401	520
1312600501	520
1312600601	520
1312600701	520
1312600801	520
1312600901	520
1312601001	520
1312601101	520
1312601201	520
1312601301	520
1312601401	520
1312601501	520
1312601601	520
1312601701	520
1312601801	520
1312601901	520
1312602001	520
1312602101	520
1312602201	520
1312602301	520
1312602401	520
1312602501	520
1312700101	522
1312700201	522
1312700401	522
1312700501	522
1312700601	522
1312700701	522
1312700801	522
1312700901	522
1312701001	522
1312701101	522
1312701201	522
1312701301	522
1312701401	522
1312701501	522
1312701601	522
1312701701	522
1312701801	522
1312701901	522
1312702001	522
1312702101	522
1312702201	522
1312702301	522
1312702401	522
1312702501	522
1315800108	525
1315800208	525
1315800308	525
1315800408	525
1315800508	525
1315800608	525
1315800708	525
1315800808	525
1315800908	525
1315900108	527

EDP Number	Page No.
1315900208	527
1315900308	527
1315900408	527
1315900508	527
1315900608	527
1315900708	527
1315900808	527
1315900908	527
1316110001	493
1316110101	493
1316110201	493
1316110301	493
1316110401	493
1316110501	493
1316110601	493
1316110701	493
1316110801	493
1316210008	488
1316210108	488
1316210208	488
1316210308	488
1316210408	488
1316210508	488
1316210608	488
1316210708	488
1316210808	488
1316210908	488
1316300108	483
1316300208	483
1316300308	483
1316300408	483
1316300508	483
1316300808	483
1316300908	483
1316301008	483
1316301108	483
1316301308	483
1400100000	445
1400100001	445
1400100005	445
1400100008	445
1400100100	445
1400100101	445
1400100105	445
1400100108	445
1400100200	445
1400100201	445
1400100205	445
1400100208	445
1400100300	445
1400100301	445
1400100305	445
1400100308	445
1400100400	445
1400100401	445
1400100405	445
1400100408	445
1400100500	445
1400100501	445
1400100505	445
1400100508	445
1400100600	445
1400100601	445
1400100608	445
1400100700	445
1400100701	445
1400100708	445
1400100800	445
1400100801	445
1400100805	445
1400100808	445
1400100900	445
1400100901	445
1400100905	445
1400100908	445
1400101000	445

EDP Number	Page No.
1400101001	445
1400101005	445
1400101008	445
1400101100	445
1400101101	445
1400101105	445
1400101108	445
1400101200	445
1400101201	445
1400101208	445
1400101300	445
1400101301	445
1400101308	445
1400101400	445
1400101401	445
1400101405	445
1400101408	445
1400101500	445
1400101501	445
1400101505	445
1400101508	445
1400101600	445
1400101601	445
1400101605	445
1400101608	445
1400101700	445
1400101701	445
1400101705	445
1400101708	445
1400101800	445
1400101801	445
1400101805	445
1400101808	445
1400101900	445
1400101901	445
1400101905	445
1400101908	445
1400102000	445
1400102001	445
1400102005	445
1400102008	445
1400102100	445
1400102101	445
1400102108	445
1400102200	445
1400102201	445
1400102205	445
1400102208	445
1400102300	445
1400102301	445
1400102305	445
1400102308	445
1400102400	445
1400102401	445
1400102405	445
1400102408	445
1400102500	445
1400102501	445
1400102505	445
1400102508	445
1400102600	445
1400102601	445
1400102605	445
1400102608	445
1400102700	445
1400102701	445
1400102705	445
1400102708	445
1400102800	445
1400102801	445
1400102805	445
1400102808	445
1400102900	445
1400102901	445
1400102905	445
1400102908	445

EDP Number	Page No.
1400103000	445
1400103001	445
1400103005	445
1400103008	445
1400103100	445
1400103101	445
1400103105	445
1400103108	445
1400103200	445
1400103201	445
1400103205	445
1400103208	445
1400103300	445
1400103301	445
1400103305	445
1400103308	445
1400103400	445
1400103401	445
1400103408	445
1400103500	445
1400103501	445
1400103508	445
1400103600	445
1400103601	445
1400103608	445
1400103700	445
1400103701	445
1400103705	445
1400103708	445
1400103800	445
1400103801	445
1400103805	445
1400103808	445
1400103900	445
1400103901	445
1400103905	445
1400103908	445
1400104000	445
1400104001	445
1400104008	445
1400104100	446
1400104101	446
1400104108	446
1400104200	446
1400104201	446
1400104208	446
1400104300	446
1400104301	446
1400104305	446
1400104308	446
1400104400	446
1400104401	446
1400104405	446
1400104408	446
1400104500	446
1400104501	446
1400104505	446
1400104508	446
1400104600	446
1400104601	446
1400104605	446
1400104608	446
1400104700	446
1400104701	446
1400104705	446
1400104708	446
1400104800	446
1400104801	446
1400104808	446
1400104900	446
1400104901	446
1400104905	446
1400104908	446
1400105000	446
1400105001	446
1400105005	446



EDP Number	Page No.	EDP Number	Page No.	EDP Number	Page No.	EDP Number	Page No.
1400105008	446	1400107001	446	1400109008	447	1400111000	447
1400105100	446	1400107005	446	1400109100	447	1400111001	447
1400105101	446	1400107008	446	1400109101	447	1400111005	447
1400105105	446	1400107100	446	1400109105	447	1400111008	447
1400105108	446	1400107101	446	1400109108	447	1400111100	447
1400105200	446	1400107105	446	1400109200	447	1400111101	447
1400105201	446	1400107108	446	1400109201	447	1400111105	447
1400105205	446	1400107200	446	1400109205	447	1400111108	447
1400105208	446	1400107201	446	1400109208	447	1400111200	447
1400105300	446	1400107208	446	1400109300	447	1400111201	447
1400105301	446	1400107300	446	1400109301	447	1400111205	447
1400105305	446	1400107301	446	1400109305	447	1400111208	447
1400105308	446	1400107308	446	1400109308	447	1400111300	447
1400105400	446	1400107400	446	1400109400	447	1400111301	447
1400105401	446	1400107401	446	1400109401	447	1400111305	447
1400105405	446	1400107408	446	1400109405	447	1400111308	447
1400105408	446	1400107500	446	1400109408	447	1400111400	447
1400105500	446	1400107501	446	1400109500	447	1400111401	447
1400105501	446	1400107508	446	1400109501	447	1400111405	447
1400105505	446	1400107600	446	1400109505	447	1400111408	447
1400105508	446	1400107601	446	1400109508	447	1400111500	447
1400105600	446	1400107608	446	1400109600	447	1400111501	447
1400105601	446	1400107700	446	1400109601	447	1400111505	447
1400105605	446	1400107701	446	1400109605	447	1400111508	447
1400105608	446	1400107705	446	1400109608	447	1400111600	447
1400105700	446	1400107708	446	1400109700	447	1400111601	447
1400105701	446	1400107800	446	1400109701	447	1400111605	447
1400105705	446	1400107801	446	1400109705	447	1400111608	447
1400105708	446	1400107808	446	1400109708	447	1400111700	447
1400105800	446	1400107900	446	1400109800	447	1400111701	447
1400105801	446	1400107901	446	1400109801	447	1400111705	447
1400105805	446	1400107905	446	1400109805	447	1400111708	447
1400105808	446	1400107908	446	1400109808	447	1400111800	447
1400105900	446	1400108000	446	1400109900	447	1400111801	447
1400105901	446	1400108001	446	1400109901	447	1400111805	447
1400105905	446	1400108005	446	1400109905	447	1400111808	447
1400105908	446	1400108008	446	1400109908	447	1400111900	447
1400106000	446	1400108100	446	1400110000	447	1400111901	447
1400106001	446	1400108101	446	1400110001	447	1400111905	447
1400106005	446	1400108105	446	1400110005	447	1400111908	447
1400106008	446	1400108108	446	1400110008	447	1400112000	447
1400106100	446	1400108200	446	1400110100	447	1400112001	447
1400106101	446	1400108201	446	1400110101	447	1400112005	447
1400106105	446	1400108205	446	1400110105	447	1400112008	447
1400106108	446	1400108208	446	1400110108	447	1400112100	447
1400106200	446	1400108300	446	1400110200	447	1400112101	447
1400106201	446	1400108301	446	1400110201	447	1400112105	447
1400106205	446	1400108305	446	1400110205	447	1400112108	447
1400106208	446	1400108308	446	1400110208	447	1400112200	447
1400106300	446	1400108400	446	1400110300	447	1400112201	447
1400106301	446	1400108401	446	1400110301	447	1400112205	447
1400106305	446	1400108405	446	1400110305	447	1400112208	447
1400106308	446	1400108408	446	1400110308	447	1400112300	447
1400106400	446	1400108500	446	1400110400	447	1400112301	447
1400106401	446	1400108501	446	1400110401	447	1400112305	447
1400106405	446	1400108505	446	1400110405	447	1400112308	447
1400106408	446	1400108508	446	1400110408	447	1400112400	447
1400106500	446	1400108600	446	1400110500	447	1400112401	447
1400106501	446	1400108601	446	1400110501	447	1400112405	447
1400106505	446	1400108605	446	1400110505	447	1400112408	447
1400106508	446	1400108608	446	1400110508	447	1400112500	447
1400106600	446	1400108700	446	1400110600	447	1400112501	447
1400106601	446	1400108701	446	1400110601	447	1400112505	447
1400106605	446	1400108705	446	1400110605	447	1400112508	447
1400106608	446	1400108708	446	1400110608	447	1400112600	447
1400106700	446	1400108800	446	1400110700	447	1400112601	447
1400106701	446	1400108801	446	1400110701	447	1400112605	447
1400106705	446	1400108805	446	1400110705	447	1400112608	447
1400106708	446	1400108808	446	1400110708	447	1400112700	448
1400106800	446	1400108900	447	1400110800	447	1400112701	448
1400106801	446	1400108901	447	1400110801	447	1400112705	448
1400106808	446	1400108905	447	1400110805	447	1400112708	448
1400106900	446	1400108908	447	1400110808	447	1400112800	448
1400106901	446	1400109000	447	1400110900	447	1400112801	448
1400106908	446	1400109001	447	1400110901	447	1400112805	448
1400107000	446	1400109005	447	1400110905	447	1400112808	448

ABOUT OSG

DRILLING

THREADING

MILLING

HOLDERS

INDEX





EDP Numerical Index

ABOUT OSG

DRILLING

THREADING

MILLING

HOLDERS

INDEX

EDP Number	Page No.
1400112900	448
1400112901	448
1400112905	448
1400112908	448
1400113000	447
1400113001	447
1400113005	447
1400113008	447
1400113100	447
1400113101	447
1400113105	447
1400113108	447
1400113200	447
1400113201	447
1400113205	447
1400113208	447
1400113300	447
1400113301	447
1400113305	447
1400113308	447
1400113400	447
1400113401	447
1400113405	447
1400113408	447
1400113500	448
1400113501	448
1400113505	448
1400113508	448
1400113600	448
1400113601	448
1400113605	448
1400113608	448
1400113700	448
1400113701	448
1400113705	448
1400113708	448
1400113800	448
1400113801	448
1400113805	448
1400113808	448
1400113900	448
1400113901	448
1400113905	448
1400113908	448
1400114000	448
1400114001	448
1400114005	448
1400114008	448
1400114100	448
1400114101	448
1400114105	448
1400114108	448
1400114200	448
1400114201	448
1400114205	448
1400114208	448
1400114300	448
1400114301	448
1400114305	448
1400114308	448
1400114400	448
1400114401	448
1400114405	448
1400114408	448
1400114500	448
1400114501	448
1400114505	448
1400114508	448
1400114600	448
1400114601	448
1400114605	448
1400114608	448
1400114700	448
1400114701	448
1400114705	448
1400114708	448

EDP Number	Page No.
1400114800	448
1400114801	448
1400114805	448
1400114808	448
1400114900	448
1400114901	448
1400114905	448
1400114908	448
1400115000	448
1400115001	448
1400115005	448
1400115008	448
1400115100	448
1400115101	448
1400115105	448
1400115108	448
1400115200	448
1400115201	448
1400115205	448
1400115208	448
1400115300	448
1400115301	448
1400115305	448
1400115308	448
1400115400	448
1400115401	448
1400115405	448
1400115408	448
1400115500	448
1400115501	448
1400115505	448
1400115508	448
1400115600	448
1400115601	448
1400115605	448
1400115608	448
1400115700	448
1400115701	448
1400115705	448
1400115708	448
1400115800	448
1400115801	448
1400115805	448
1400115808	448
1400115900	448
1400115901	448
1400115905	448
1400115908	448
1400116000	448
1400116001	448
1400116005	448
1400116008	448
1400116100	448
1400116101	448
1400116105	448
1400116108	448
1400116200	448
1400116201	448
1400116205	448
1400116208	448
1400116300	448
1400116301	448
1400116305	448
1400116308	448
1400116400	448
1400116401	448
1400116405	448
1400116408	448
1400116500	448
1400116501	448
1400116505	448
1400116508	448
1400116600	448
1400116601	448
1400116605	448
1400116608	448

EDP Number	Page No.
1400116700	448
1400116701	448
1400116705	448
1400116708	448
1400116800	448
1400116801	448
1400116805	448
1400116808	448
1400116900	448
1400116901	448
1400116905	448
1400116908	448
1400117000	448
1400117001	448
1400117005	448
1400117008	448
1400117100	448
1400117101	448
1400117105	448
1400117108	448
1400117200	448
1400117201	448
1400117205	448
1400117208	448
1400117300	448
1400117301	448
1400117305	448
1400117308	448
1400117400	448
1400117401	448
1400117405	448
1400117408	448
1400117500	448
1400117501	448
1400117505	448
1400117508	448
1400117600	448
1400117601	448
1400117605	448
1400117608	448
1400117700	448
1400117701	448
1400117705	448
1400117708	448
1400117800	448
1400117801	448
1400117805	448
1400117808	448
1400117900	449
1400117901	449
1400117905	449
1400117908	449
1400118000	449
1400118001	449
1400118005	449
1400118008	449
1400118100	448
1400118101	448
1400118105	448
1400118108	448
1400118200	448
1400118201	448
1400118205	448
1400118208	448
1400118300	449
1400118301	449
1400118305	449
1400118308	449
1400118400	449
1400118401	449
1400118405	449
1400118408	449
1400118500	449
1400118501	449
1400118505	449
1400118508	449

EDP Number	Page No.
1400118600	449
1400118601	449
1400118605	449
1400118608	449
1400118700	449
1400118701	449
1400118705	449
1400118708	449
1400118800	449
1400118801	449
1400118805	449
1400118808	449
1400118900	449
1400118901	449
1400118905	449
1400118908	449
1400119000	448
1400119001	448
1400119005	448
1400119008	448
1400119100	448
1400119101	448
1400119105	448
1400119108	448
1400119200	449
1400119201	449
1400119205	449
1400119208	449
1400119300	449
1400119301	449
1400119305	449
1400119308	449
1400119400	449
1400119401	449
1400119405	449
1400119408	449
1400119500	449
1400119501	449
1400119505	449
1400119508	449
1400119600	449
1400119601	449
1400119605	449
1400119608	449
1400119700	449
1400119701	449
1400119705	449
1400119708	449
1400119800	449
1400119801	449
1400119805	449
1400119808	449
1400119900	449
1400119901	449
1400119905	449
1400119908	449
1400120000	449
1400120001	449
1400120005	449
1400120008	449
1400120100	449
1400120101	449
1400120105	449
1400120108	449
1400120200	449
1400120201	449
1400120205	449
1400120208	449
1400120300	449
1400120301	449
1400120305	449
1400120308	449
1400120400	449
1400120401	449
1400120405	449
1400120408	449



EDP Number	Page No.	EDP Number	Page No.	EDP Number	Page No.	EDP Number	Page No.
1400120500	449	1400122400	450	1400124300	450	1400126200	450
1400120501	449	1400122401	450	1400124301	450	1400126201	450
1400120505	449	1400122405	450	1400124305	450	1400126205	450
1400120508	449	1400122408	450	1400124308	450	1400126208	450
1400120600	449	1400122500	450	1400124400	450	1400126300	450
1400120601	449	1400122501	450	1400124401	450	1400126301	450
1400120605	449	1400122505	450	1400124405	450	1400126305	450
1400120608	449	1400122508	450	1400124408	450	1400126308	450
1400120700	449	1400122600	450	1400124500	450	1400126400	450
1400120701	449	1400122601	450	1400124501	450	1400126401	450
1400120705	449	1400122605	450	1400124505	450	1400126405	450
1400120708	449	1400122608	450	1400124508	450	1400126408	450
1400120800	449	1400122700	450	1400124600	450	1400126500	450
1400120801	449	1400122701	450	1400124601	450	1400126501	450
1400120805	449	1400122705	450	1400124605	450	1400126505	450
1400120808	449	1400122708	450	1400124608	450	1400126508	450
1400120900	449	1400122800	450	1400124700	450	1400126600	450
1400120901	449	1400122801	450	1400124701	450	1400126601	450
1400120905	449	1400122805	450	1400124705	450	1400126605	450
1400120908	449	1400122808	450	1400124708	450	1400126608	450
1400121000	449	1400122900	449	1400124800	450	1400126700	450
1400121001	449	1400122901	449	1400124801	450	1400126701	450
1400121005	449	1400122905	449	1400124805	450	1400126705	450
1400121008	449	1400122908	449	1400124808	450	1400126708	450
1400121100	449	1400123000	449	1400124900	450	1400126800	450
1400121101	449	1400123001	449	1400124901	450	1400126801	450
1400121105	449	1400123005	449	1400124905	450	1400126805	450
1400121108	449	1400123008	449	1400124908	450	1400126808	450
1400121200	449	1400123100	449	1400125000	450	1400126900	450
1400121201	449	1400123101	449	1400125001	450	1400126901	450
1400121205	449	1400123105	449	1400125005	450	1400126905	450
1400121208	449	1400123108	449	1400125008	450	1400126908	450
1400121300	449	1400123200	450	1400125100	450	1400127000	450
1400121301	449	1400123201	450	1400125101	450	1400127001	450
1400121305	449	1400123205	450	1400125105	450	1400127005	450
1400121308	449	1400123208	450	1400125108	450	1400127008	450
1400121400	449	1400123300	450	1400125200	450	1400127100	450
1400121401	449	1400123301	450	1400125201	450	1400127101	450
1400121405	449	1400123305	450	1400125205	450	1400127105	450
1400121408	449	1400123308	450	1400125208	450	1400127108	450
1400121500	449	1400123400	450	1400125300	450	1400127200	450
1400121501	449	1400123401	450	1400125301	450	1400127201	450
1400121505	449	1400123405	450	1400125305	450	1400127205	450
1400121508	449	1400123408	450	1400125308	450	1400127208	450
1400121600	449	1400123500	450	1400125400	450	1400127300	450
1400121601	449	1400123501	450	1400125401	450	1400127301	450
1400121605	449	1400123505	450	1400125405	450	1400127305	450
1400121608	449	1400123508	450	1400125408	450	1400127308	450
1400121700	449	1400123600	450	1400125500	450	1400127400	450
1400121701	449	1400123601	450	1400125501	450	1400127401	450
1400121705	449	1400123605	450	1400125505	450	1400127405	450
1400121708	449	1400123608	450	1400125508	450	1400127408	450
1400121800	449	1400123700	450	1400125600	450	1400127500	450
1400121801	449	1400123701	450	1400125601	450	1400127501	450
1400121805	449	1400123705	450	1400125605	450	1400127505	450
1400121808	449	1400123708	450	1400125608	450	1400127508	450
1400121900	449	1400123800	450	1400125700	450	1400127600	450
1400121901	449	1400123801	450	1400125701	450	1400127601	450
1400121905	449	1400123805	450	1400125705	450	1400127605	450
1400121908	449	1400123808	450	1400125708	450	1400127608	450
1400122000	449	1400123900	450	1400125800	450	1400127700	450
1400122001	449	1400123901	450	1400125801	450	1400127701	450
1400122005	449	1400123905	450	1400125805	450	1400127705	450
1400122008	449	1400123908	450	1400125808	450	1400127708	450
1400122100	449	1400124000	450	1400125900	450	1400127800	451
1400122101	449	1400124001	450	1400125901	450	1400127801	451
1400122105	449	1400124005	450	1400125905	450	1400127805	451
1400122108	449	1400124008	450	1400125908	450	1400127808	451
1400122200	449	1400124100	450	1400126000	450	1400127900	451
1400122201	449	1400124101	450	1400126001	450	1400127901	451
1400122205	449	1400124105	450	1400126005	450	1400127905	451
1400122208	449	1400124108	450	1400126008	450	1400127908	451
1400122300	449	1400124200	450	1400126100	450	1400128000	451
1400122301	449	1400124201	450	1400126101	450	1400128001	451
1400122305	449	1400124205	450	1400126105	450	1400128005	451
1400122308	449	1400124208	450	1400126108	450	1400128008	451

ABOUT OSG

DRILLING

THREADING

MILLING

HOLDERS

INDEX



EDP Number	Page No.
1400135700	452
1400135701	452
1400135705	452
1400135708	452
1400135800	452
1400135801	452
1400135805	452
1400135808	452
1400135900	452
1400135901	452
1400135905	452
1400135908	452
1400136000	452
1400136001	452
1400136005	452
1400136008	452
1400136100	452
1400136101	452
1400136105	452
1400136108	452
1400136200	452
1400136201	452
1400136205	452
1400136208	452
1400136300	452
1400136301	452
1400136305	452
1400136308	452
1400136400	452
1400136401	452
1400136405	452
1400136408	452
1400136500	452
1400136501	452
1400136505	452
1400136508	452
1400136600	452
1400136601	452
1400136605	452
1400136608	452
1400136700	452
1400136701	452
1400136705	452
1400136708	452
1400136800	452
1400136801	452
1400136805	452
1400136808	452
1400136900	452
1400136901	452
1400136905	452
1400136908	452
1400137000	452
1400137001	452
1400137005	452
1400137008	452
1400137100	453
1400137101	453
1400137105	453
1400137108	453
1400137200	453
1400137201	453
1400137205	453
1400137208	453
1400137300	452
1400137301	452
1400137305	452
1400137308	452
1400137400	452
1400137401	452
1400137405	452
1400137408	452
1400137500	452
1400137501	452
1400137505	452
1400137508	452

EDP Number	Page No.
1400137600	453
1400137601	453
1400137605	453
1400137608	453
1400137700	453
1400137701	453
1400137705	453
1400137708	453
1400137800	453
1400137801	453
1400137805	453
1400137808	453
1400137900	453
1400137901	453
1400137905	453
1400137908	453
1400138000	453
1400138001	453
1400138005	453
1400138008	453
1400138100	453
1400138101	453
1400138105	453
1400138108	453
1400138200	452
1400138201	452
1400138205	452
1400138208	452
1400138300	452
1400138301	452
1400138305	452
1400138308	452
1400138400	452
1400138401	452
1400138405	452
1400138408	452
1400138500	453
1400138501	453
1400138505	453
1400138508	453
1400138600	453
1400138601	453
1400138605	453
1400138608	453
1400138700	453
1400138701	453
1400138705	453
1400138708	453
1400138800	453
1400138801	453
1400138805	453
1400138808	453
1400138900	453
1400138901	453
1400138905	453
1400138908	453
1400139000	453
1400139001	453
1400139005	453
1400139008	453
1400139100	453
1400139101	453
1400139105	453
1400139108	453
1400139200	453
1400139201	453
1400139205	453
1400139208	453
1400139300	453
1400139301	453
1400139305	453
1400139308	453
1400139400	453
1400139401	453
1400139405	453
1400139408	453

EDP Number	Page No.
1400139500	453
1400139501	453
1400139505	453
1400139508	453
1400139600	453
1400139601	453
1400139605	453
1400139608	453
1400139700	453
1400139701	453
1400139705	453
1400139708	453
1400139800	453
1400139801	453
1400139805	453
1400139808	453
1400139900	453
1400139901	453
1400139905	453
1400139908	453
1400140000	453
1400140001	453
1400140005	453
1400140008	453
1400140100	453
1400140101	453
1400140105	453
1400140108	453
1400140200	453
1400140201	453
1400140205	453
1400140208	453
1400140300	453
1400140301	453
1400140305	453
1400140308	453
1400140400	453
1400140401	453
1400140405	453
1400140408	453
1400140500	453
1400140501	453
1400140505	453
1400140508	453
1400140600	453
1400140601	453
1400140605	453
1400140608	453
1400140700	453
1400140701	453
1400140705	453
1400140708	453
1400140800	453
1400140801	453
1400140805	453
1400140808	453
1400140900	453
1400140901	453
1400140905	453
1400140908	453
1400141000	453
1400141001	453
1400141005	453
1400141008	453
1400141100	453
1400141101	453
1400141105	453
1400141108	453
1400141200	453
1400141201	453
1400141205	453
1400141208	453
1400141300	453
1400141301	453
1400141305	453
1400141308	453

EDP Number	Page No.
1400141400	453
1400141401	453
1400141405	453
1400141408	453
1400141500	453
1400141501	453
1400141505	453
1400141508	453
1400141600	453
1400141601	453
1400141605	453
1400141608	453
1400141700	453
1400141701	453
1400141705	453
1400141708	453
1400141800	453
1400141801	453
1400141805	453
1400141808	453
1400141900	453
1400141901	453
1400141905	453
1400141908	453
1400142000	453
1400142001	453
1400142005	453
1400142008	453
1400142100	453
1400142101	453
1400142105	453
1400142108	453
1400142200	453
1400142201	453
1400142205	453
1400142208	453
1400142300	453
1400142301	453
1400142305	453
1400142308	453
1400142400	453
1400142401	453
1400142405	453
1400142408	453
1400142500	453
1400142501	453
1400142505	453
1400142508	453
1400142600	454
1400142601	454
1400142605	454
1400142608	454
1400142700	454
1400142701	454
1400142705	454
1400142708	454
1400142800	454
1400142801	454
1400142805	454
1400142808	454
1400142900	454
1400142901	454
1400142905	454
1400142908	454
1400143000	454
1400143001	454
1400143005	454
1400143008	454
1400143100	454
1400143101	454
1400143105	454
1400143108	454
1400143200	454
1400143201	454
1400143205	454
1400143208	454

ABOUT OSG

DRILLING

THREADING

MILLING

HOLDERS

INDEX



EDP Number	Page No.	EDP Number	Page No.	EDP Number	Page No.	EDP Number	Page No.
1400150900	455	1400152800	455	1400154700	456	1400156600	456
1400150901	455	1400152801	455	1400154701	456	1400156601	456
1400150905	455	1400152805	455	1400154705	456	1400156605	456
1400150908	455	1400152808	455	1400154708	456	1400156608	456
1400151000	455	1400152900	455	1400154800	456	1400156700	456
1400151001	455	1400152901	455	1400154801	456	1400156701	456
1400151005	455	1400152905	455	1400154805	456	1400156705	456
1400151008	455	1400152908	455	1400154808	456	1400156708	456
1400151100	455	1400153000	455	1400154900	456	1400156800	456
1400151101	455	1400153001	455	1400154901	456	1400156801	456
1400151105	455	1400153005	455	1400154905	456	1400156805	456
1400151108	455	1400153008	455	1400154908	456	1400156808	456
1400151200	455	1400153100	456	1400155000	456	1400156900	456
1400151201	455	1400153101	456	1400155001	456	1400156901	456
1400151205	455	1400153105	456	1400155005	456	1400156905	456
1400151208	455	1400153108	456	1400155008	456	1400156908	456
1400151300	455	1400153200	456	1400155100	456	1400157000	456
1400151301	455	1400153201	456	1400155101	456	1400157001	456
1400151305	455	1400153205	456	1400155105	456	1400157005	456
1400151308	455	1400153208	456	1400155108	456	1400157008	456
1400151400	455	1400153300	456	1400155200	456	1400157100	449
1400151401	455	1400153301	456	1400155201	456	1400157101	449
1400151405	455	1400153305	456	1400155205	456	1400157105	449
1400151408	455	1400153308	456	1400155208	456	1400157108	449
1400151500	455	1400153400	456	1400155300	456	1400157200	449
1400151501	455	1400153401	456	1400155301	456	1400157201	449
1400151505	455	1400153405	456	1400155305	456	1400157205	449
1400151508	455	1400153408	456	1400155308	456	1400157208	449
1400151600	455	1400153500	456	1400155400	456	1400157300	446
1400151601	455	1400153501	456	1400155401	456	1400157301	446
1400151605	455	1400153505	456	1400155405	456	1400157305	446
1400151608	455	1400153508	456	1400155408	456	1400157308	446
1400151700	455	1400153600	456	1400155500	456	1400157400	446
1400151701	455	1400153601	456	1400155501	456	1400157401	446
1400151705	455	1400153605	456	1400155505	456	1400157405	446
1400151708	455	1400153608	456	1400155508	456	1400157408	446
1400151800	455	1400153700	456	1400155500	456	1400157500	447
1400151801	455	1400153701	456	1400155601	456	1400157501	447
1400151805	455	1400153705	456	1400155605	456	1400157600	447
1400151808	455	1400153708	456	1400155608	456	1400157601	447
1400151900	455	1400153800	456	1400155700	456	1400157700	447
1400151901	455	1400153801	456	1400155701	456	1400157701	447
1400151905	455	1400153805	456	1400155705	456	1400157800	445
1400151908	455	1400153808	456	1400155708	456	1400157808	445
1400152000	455	1400153900	456	1400155800	456	1400157900	445
1400152001	455	1400153901	456	1400155801	456	1400157908	445
1400152005	455	1400153905	456	1400155805	456	1400158000	446
1400152008	455	1400153908	456	1400155808	456	1400158008	446
1400152100	455	1400154000	456	1400155900	456	1400158100	446
1400152101	455	1400154001	456	1400155901	456	1400158108	446
1400152105	455	1400154005	456	1400155905	456	1400158200	446
1400152108	455	1400154008	456	1400155908	456	1400158208	446
1400152200	456	1400154100	456	1400156000	456	1400158300	447
1400152201	456	1400154101	456	1400156001	456	1400158308	447
1400152205	456	1400154105	456	1400156005	456	1400158400	447
1400152208	456	1400154108	456	1400156008	456	1400158408	447
1400152300	456	1400154200	456	1400156100	456	1400158500	448
1400152301	456	1400154201	456	1400156101	456	1400158508	448
1400152305	456	1400154205	456	1400156105	456	1400158600	448
1400152308	456	1400154208	456	1400156108	456	1400158608	448
1400152400	456	1400154300	456	1400156200	456	1400158700	449
1400152401	456	1400154301	456	1400156201	456	1400158708	449
1400152405	456	1400154305	456	1400156205	456	1400158800	449
1400152408	456	1400154308	456	1400156208	456	1400158808	449
1400152500	456	1400154400	456	1400156300	456	1400158900	450
1400152501	456	1400154401	456	1400156301	456	1400158908	450
1400152505	456	1400154405	456	1400156305	456	1400159000	450
1400152508	456	1400154408	456	1400156308	456	1400159008	450
1400152600	455	1400154500	456	1400156400	456	1400159100	450
1400152601	455	1400154501	456	1400156401	456	1400159108	450
1400152605	455	1400154505	456	1400156405	456	1400159200	451
1400152608	455	1400154508	456	1400156408	456	1400159208	451
1400152700	455	1400154600	456	1400156500	456	1400159300	451
1400152701	455	1400154601	456	1400156501	456	1400159308	451
1400152705	455	1400154605	456	1400156505	456	1400159400	451
1400152708	455	1400154608	456	1400156508	456	1400159408	451

ABOUT OSG

DRILLING

THREADING

MILLING

HOLDERS

INDEX





EDP Numerical Index

ABOUT OSG

DRILLING

THREADING

MILLING

HOLDERS

INDEX

EDP Number	Page No.
1400159500	452
1400159508	452
1400159600	454
1400159608	454
1400159700	454
1400159708	454
1400159800	446
1400159808	446
1400159900	447
1400159908	447
1400160000	448
1400160008	448
1400160100	449
1400160108	449
1405000008	440
1405000108	440
1405000208	440
1405000308	440
1405000408	440
1405000508	440
1405000608	440
1405000708	440
1405000808	440
1405000908	440
1405001008	440
1405001108	440
1405001208	440
1405001308	440
1405001408	440
1405001508	440
1405001608	440
1405001708	440
1405001808	440
1405001908	440
1405002008	440
1405002108	440
1405002208	440
1405002308	440
1405002408	440
1405002508	440
1405002608	440
1405002708	440
1405002808	440
1405002908	440
1405003008	440
1405003108	440
1405003208	440
1405003308	440
1405003408	440
1405003508	440
1405003608	440
1405003708	440
1405003808	440
1405003908	440
1405004008	440
1405004108	440
1405004208	440
1405004308	440
1405004408	440
1405004508	440
1405004608	440
1405004708	440
1405004808	440
1405004908	440
1405005008	441
1405005108	441
1405005208	440
1405005308	440
1405005408	441
1405005508	441
1405005608	441
1405005708	441
1405005808	441
1405005908	441
1405006008	441
1405006108	441

EDP Number	Page No.
1405006208	441
1405006308	441
1405006408	441
1405006508	441
1405006608	441
1405006708	441
1405006808	441
1405006908	441
1405007008	441
1405007108	441
1405007208	441
1405007308	441
1405007408	441
1405007508	441
1405007608	441
1405007708	441
1405007808	441
1405007908	441
1405008008	441
1405008108	441
1405008208	441
1405008308	441
1405008408	441
1405008508	441
1405008608	441
1405008708	441
1405008808	441
1405008908	441
1405009008	441
1405009108	441
1405009208	441
1405009308	441
1405009408	441
1405009508	441
1405009608	441
1405009708	442
1405009808	442
1405009908	441
1405010008	441
1405010108	442
1405010208	442
1405010308	442
1405010408	442
1405010508	442
1405010608	442
1405010708	442
1405010808	442
1405010908	442
1405011008	442
1405011108	442
1405011208	442
1405011308	442
1405011408	442
1405011508	442
1405011608	442
1405011708	442
1405011808	442
1405011908	442
1405012008	442
1405012108	442
1405012208	442
1405012308	442
1410100000	457
1410100001	457
1410100005	457
1410100008	457
1410100100	457
1410100101	457
1410100105	457
1410100108	457
1410100200	457
1410100201	457
1410100205	457
1410100208	457
1410100300	457
1410100301	457

EDP Number	Page No.
1410100305	457
1410100400	457
1410100401	457
1410100405	457
1410100408	457
1410100500	457
1410100501	457
1410100505	457
1410100508	457
1410100600	457
1410100601	457
1410100605	457
1410100608	457
1410100700	457
1410100701	457
1410100705	457
1410100708	457
1410100800	457
1410100801	457
1410100805	457
1410100808	457
1410100900	458
1410100901	458
1410100905	458
1410100908	458
1410101000	457
1410101001	457
1410101005	457
1410101008	458
1410101100	458
1410101101	458
1410101105	458
1410101108	458
1410101200	458
1410101201	458
1410101205	458
1410101300	458
1410101301	458
1410101305	458
1410101400	458
1410101401	458
1410101405	458
1410101408	458
1410101500	458
1410101501	458
1410101505	458
1410101508	458
1410101600	458
1410101601	458
1410101605	458
1410101608	458
1410101700	458
1410101701	458
1410101705	458
1410101708	458
1410101800	459
1410101801	459
1410101805	459
1410101808	459
1410101900	459
1410101901	459
1410101905	459
1410101908	459
1410102000	459
1410102001	459
1410102005	459
1410102008	459
1410102100	459
1410102101	459
1410102105	459
1410102108	459
1410102200	459
1410102201	459
1410102205	459
1410102208	459
1410102300	459

EDP Number	Page No.
1410102301	459
1410102305	459
1410102308	459
1410102400	459
1410102401	459
1410102405	459
1410102408	459
1410102500	460
1410102501	460
1410102505	460
1410102508	460
1410102600	459
1410102601	459
1410102605	459
1410102608	459
1410102700	460
1410102701	460
1410102705	460
1410102708	460
1410102800	459
1410102801	459
1410102805	460
1410102808	460
1410102900	460
1410102901	460
1410102905	460
1410102908	460
1410103000	460
1410103001	460
1410103005	460
1410103008	460
1410103100	460
1410103101	460
1410103105	460
1410103108	460
1410103200	460
1410103201	460
1410103205	460
1410103208	460
1410103300	460
1410103301	460
1410103305	460
1410103308	460
1410103400	460
1410103401	460
1410103405	460
1410103408	460
1410103500	460
1410103501	460
1410103505	461
1410103508	461
1410103600	461
1410103601	461
1410103605	461
1410103608	461
1410103700	461
1410103701	461
1410103705	461
1410103708	461
1410103800	461
1410103801	461
1410103805	461
1410103808	461
1410103900	461
1410103901	461
1410103905	461
1410103908	461
1410104000	461
1410104001	461
1410104005	461
1410104008	461
1410104100	461
1410104101	461
1410104105	461
1410104108	461
1410104200	462



EDP Number	Page No.	EDP Number	Page No.	EDP Number	Page No.	EDP Number	Page No.
1410104201	462	1410106300	457	1410110100	463	1500101200	756
1410104205	462	1410106308	457	1410110108	463	1500101300	756
1410104208	462	1410106400	457	1410110200	463	1500101400	756
1410104300	462	1410106408	457	1410110208	463	1500101500	756
1410104301	462	1410106500	458	1410110300	463	1500101600	756
1410104305	462	1410106508	458	1410110308	463	1500101700	756
1410104308	462	1410106600	458	1410110500	461	1500101800	756
1410104400	462	1410106608	458	1410110508	461	1500101900	756
1410104401	462	1410106700	458	1410110600	462	1500102000	756
1410104405	462	1410106708	458	1410110608	462	1500102100	756
1410104408	462	1410106800	458	1410110700	458	1500102200	756
1410104500	462	1410106808	458	1415000008	443	1500102300	756
1410104501	462	1410106900	458	1415000108	443	1500102400	756
1410104505	462	1410106908	458	1415000208	443	1500102500	756
1410104508	462	1410107000	458	1415000308	443	1500102600	756
1410104600	462	1410107008	458	1415000408	443	1500102700	756
1410104601	462	1410107100	458	1415000508	443	1500102800	756
1410104605	462	1410107108	458	1415000608	443	1500102900	756
1410104608	462	1410107200	458	1415000708	443	1500103000	756
1410104700	462	1410107208	459	1415000808	443	1500103100	756
1410104701	462	1410107300	459	1415000908	443	1500103200	756
1410104705	462	1410107308	459	1415001008	443	1500103300	756
1410104708	462	1410107400	459	1415001108	443	1500103400	756
1410104800	462	1410107408	459	1415001208	443	1500103500	756
1410104801	462	1410107500	459	1415001308	443	1500103600	756
1410104805	462	1410107508	459	1415001408	443	1500103700	756
1410104808	462	1410107600	459	1415001508	443	1500103800	756
1410104900	462	1410107608	459	1415001608	443	1500103900	756
1410104901	462	1410107700	459	1415001708	443	1500104000	756
1410104905	462	1410107708	459	1415001808	443	1500104100	756
1410104908	462	1410107800	459	1415001908	443	1500104200	756
1410105000	462	1410107808	459	1415002008	443	1500104300	756
1410105001	462	1410107900	460	1415002108	443	1500104400	756
1410105005	462	1410107908	460	1415002208	443	1500104500	756
1410105008	462	1410108000	460	1415002308	443	1500200100	757
1410105100	462	1410108008	460	1415002408	443	1500200200	757
1410105101	463	1410108100	460	1415002508	443	1500200300	757
1410105105	463	1410108108	460	1415002608	443	1500200400	757
1410105108	463	1410108200	460	1415002708	443	1500200500	757
1410105200	462	1410108208	460	1415002808	443	1500200600	757
1410105201	462	1410108300	460	1415002908	443	1500200700	757
1410105205	462	1410108308	460	1415003008	443	1500200800	757
1410105208	462	1410108400	460	1415003108	443	1500200900	757
1410105300	463	1410108408	460	1415003208	443	1500201000	757
1410105301	463	1410108500	460	1415003308	443	1500201100	757
1410105305	463	1410108508	460	1415003408	443	1500201200	757
1410105308	463	1410108600	460	1415003508	443	1500201300	757
1410105400	463	1410108608	460	1415003608	443	1500201400	757
1410105401	463	1410108700	461	1415003708	443	1500201500	757
1410105405	463	1410108708	461	1415003808	444	1500201600	757
1410105408	463	1410108800	461	1415003908	444	1500201700	757
1410105500	463	1410108808	461	1415004008	444	1500201800	757
1410105501	463	1410108900	461	1415004108	444	1500201900	757
1410105505	463	1410108908	461	1415004208	444	1500202000	757
1410105508	463	1410109000	461	1415004308	444	1500202100	757
1410105600	463	1410109008	461	1415004408	444	1500202200	757
1410105601	463	1410109100	461	1415004508	444	1500202300	757
1410105605	463	1410109108	461	1415004608	443	1500202400	757
1410105608	463	1410109200	461	1415004708	443	1500202500	757
1410105700	463	1410109208	461	1415004808	443	1500202600	757
1410105701	463	1410109300	461	1415004908	443	1500202700	757
1410105705	463	1410109308	461	1415310100	437	1500202800	757
1410105708	463	1410109400	461	1415310200	437	1500300100	758
1410105800	463	1410109408	461	1415310300	437	1500300200	758
1410105801	463	1410109500	461	1415310400	437	1500300305	758
1410105805	463	1410109508	461	1500100100	756	1500300405	758
1410105808	463	1410109600	461	1500100200	756	1500300505	758
1410105900	463	1410109608	462	1500100300	756	1500300605	758
1410105901	463	1410109700	462	1500100400	756	1500300705	758
1410105905	463	1410109708	462	1500100500	756	1500300805	758
1410105908	463	1410109800	462	1500100600	756	1500300905	758
1410106000	458	1410109808	462	1500100700	756	1500301005	758
1410106100	457	1410109900	462	1500100800	756	1500301105	758
1410106108	457	1410109908	462	1500100900	756	1500301205	758
1410106200	457	1410110000	462	1500101000	756	1500301305	758
1410106208	457	1410110008	462	1500101100	756	1500301405	758

ABOUT OSG

DRILLING

THREADING

MILLING

HOLDERS

INDEX





EDP Numerical Index

ABOUT OSG

DRILLING

THREADING

MILLING

HOLDERS

INDEX

EDP Number	Page No.
1500301505	758
1500301605	758
1500301705	758
1501000105	418
1501000205	418
1501500105	417
1501500205	417
1501500305	417
1501500405	417
1501500505	417
1501500605	417
1501500705	417
1501500805	417
1501500905	417
1501501005	417
1501501105	417
1501501205	417
1501501305	417
1501501405	417
1501501505	417
1502000100	419
1502000200	419
1502000300	419
1502000400	419
1502000500	419
1502000600	419
1502000700	419
1605001081	421
1605001088	421
1605001121	421
1605001128	421
1605011211	421
1605011241	421
1605011268	421
1605011288	421
1605011826	421
1605011878	421
1605011888	421
1605012118	420
1605012126	421
1605012135	420
1605012138	420
1605012148	420
1605012205	420
1605012208	420
1605012218	420
1605012248	420
1605012526	421
1605012578	421
1605012588	421
1605013126	421
1605013768	421
1605013788	421
1605014204	420
1605014206	420
1605014216	420
1605014246	420
1605014284	420
1605014286	420
1605014816	420
1605014846	420
1605016288	421
1605017558	421
1605017588	421
1605018111	421
1605018411	421
1605034100	421
1605034107	421
1605034110	421
1605034140	421
1605034160	421
1605034167	421
1605034610	421
1605034640	421
1605038117	420
1605038147	420

EDP Number	Page No.
1605038165	420
1605038167	420
1605038217	420
1605038245	420
1605038247	420
1605038447	420
1605051617	420
1605051647	420
1605056185	420
1605056187	420
1605056217	420
1605056245	420
1605056247	420
1605056447	420
1605058110	420
1605058117	420
1605058140	420
1605058150	420
1605058180	421
1605058187	421
1605058810	421
1605058840	421
1605076118	420
1605076145	420
1605076148	420
1605076205	420
1605076208	420
1605076218	420
1605076248	420
1605076448	420
1605078111	421
1605078141	421
1605078142	421
1605078148	421
1605078149	421
1605078901	421
1605078908	421
1605078911	421
1605078941	421
1605091110	420
1605091140	420
1605091810	420
1605091840	420
1605096120	420
1605096127	420
1605096180	420
1605096187	420
1615006015	422
1615006018	422
1615006754	422
1615006757	422
1615007015	422
1615007018	422
1615008015	422
1615008018	422
1615008255	422
1615008259	422
1615008754	422
1615008757	422
1615010015	422
1615010018	422
1615010110	422
1615010118	422
1615010119	422
1615010140	422
1615010148	422
1615010149	422
1615010150	422
1615010156	422
1615010255	422
1615010259	422
1615010751	422
1615012100	422
1615012106	422
1615012110	422
1615012111	422

EDP Number	Page No.
1615012140	422
1615012141	422
1615012151	422
1615012156	422
1615012210	422
1615012240	422
1615012250	422
1615012256	422
1615012541	422
1615012711	422
1615012756	422
1615014022	423
1615014027	423
1615014151	423
1615014156	423
1615014212	423
1615014242	423
1615014511	423
1615014541	423
1615016111	423
1615016141	423
1615016151	423
1615016152	423
1615016202	423
1615016207	423
1615016212	423
1615016242	423
1615018111	423
1615018141	423
1615018151	423
1615018156	423
1615018212	423
1615018242	423
1615018252	423
1615018257	423
1615020111	423
1615020141	423
1615020151	423
1615020156	423
1615020212	423
1615020242	423
1615020252	423
1615020257	423
1615022111	423
1615022141	423
1615022151	423
1615022156	423
1615022202	423
1615022207	423
1615022212	423
1615022242	423
1615022252	423
1615022257	423
1615022512	423
1615022542	423
1615024111	423
1615024141	424
1615024151	423
1615024203	423
1615024207	423
1615024223	423
1615024243	423
1615024305	423
1615024309	423
1615024315	423
1615024345	423
1615024349	423
1615027309	424
1615030350	424
1615033350	424
1615036411	424
1615042451	424
1615045451	424
1615060118	422
1615060148	422

EDP Number	Page No.
1615067517	422
1615067547	422
1615070118	422
1615070148	422
1615080118	422
1615080148	422
1615081219	422
1615081249	422
1615087517	422
1615087547	422
1625000802	425
1625000803	425
1625001081	428
1625001088	428
1625001121	428
1625001128	428
1625001642	425
1625001643	425
1625001722	425
1625001723	425
1625002562	425
1625002563	425
1625002642	425
1625002643	425
1625003482	425
1625003483	425
1625003562	425
1625003563	425
1625004403	425
1625004405	425
1625004483	425
1625004485	425
1625005403	425
1625005405	425
1625005443	425
1625005445	426
1625006323	426
1625006325	426
1625006403	426
1625006405	426
1625008013	425
1625008043	425
1625008323	426
1625008325	426
1625008363	426
1625008365	426
1625010216	426
1625010244	426
1625010246	426
1625010249	426
1625010316	426
1625010324	426
1625010326	426
1625010346	426
1625011211	428
1625011241	428
1625011268	428
1625011288	428
1625011826	428
1625011878	428
1625011888	428
1625012118	427
1625012126	428
1625012135	427
1625012138	427
1625012148	427
1625012205	427
1625012208	427
1625012218	427
1625012245	426
1625012247	426
1625012248	427
1625012285	426
1625012287	426
1625012417	426
1625012447	426



EDP Number	Page No.	EDP Number	Page No.	EDP Number	Page No.	EDP Number	Page No.
1625012526	428	1625064045	426	1625576128	433	1635003355	429
1625012578	428	1625076118	427	1625576228	433	1635004054	430
1625012588	428	1625076145	427	1625578128	434	1635004056	430
1625012817	426	1625076148	427	1625578428	434	1635004074	430
1625012847	426	1625076149	427	1625579828	434	1635004076	430
1625013126	428	1625076205	427	1625583225	433	1635005053	430
1625013768	428	1625076208	427	1625583255	433	1635005055	430
1625013788	428	1625076218	427	1625583625	433	1635005084	430
1625014204	426	1625076248	427	1625586255	433	1635005087	430
1625014206	426	1625078111	428	1625591127	433	1635006015	430
1625014216	426	1625078141	428	1625591227	433	1635006018	430
1625014246	426	1625078148	428	1625591827	434	1635006754	430
1625014284	426	1625078149	428	1625596827	434	1635006757	430
1625014286	426	1625078901	428	1626000108	695	1635007015	430
1625014816	426	1625078908	427	1626000208	695	1635007018	430
1625014846	426	1625078911	428	1626000308	695	1635008015	430
1625016288	428	1625078941	428	1626000408	695	1635008018	430
1625016413	425	1625083215	426	1626000508	695	1635008255	430
1625016443	425	1625083245	426	1626000608	695	1635008259	430
1625017213	425	1625083615	426	1626000708	695	1635008754	430
1625017243	425	1625083645	426	1626000808	695	1635008757	430
1625017558	428	1625091117	427	1626000908	695	1635010015	430
1625017588	428	1625091147	427	1626001008	695	1635010018	430
1625018111	428	1625091810	427	1626001108	695	1635010110	431
1625018411	428	1625091840	427	1626001208	695	1635010118	430
1625025613	425	1625096120	427	1626001308	695	1635010119	430
1625025643	425	1625096127	427	1626001408	695	1635010140	431
1625026413	425	1625096180	427	1626001508	695	1635010148	430
1625026443	425	1625096187	427	1626001608	695	1635010149	431
1625034100	427	1625510226	433	1626001708	695	1635010150	431
1625034107	427	1625510256	433	1626001808	695	1635010156	431
1625034110	427	1625510326	433	1626001908	695	1635010255	430
1625034140	427	1625510426	433	1626002008	695	1635010259	431
1625034160	427	1625511428	434	1626002108	695	1635012110	431
1625034167	427	1625512028	433	1626002208	695	1635012111	431
1625034610	427	1625512128	433	1626002308	695	1635012120	431
1625034640	427	1625512227	433	1626002408	695	1635012140	431
1625034813	425	1625512228	433	1626002508	695	1635012141	431
1625034843	425	1625512257	433	1626002608	695	1635012151	431
1625035613	425	1625512328	433	1626002708	695	1635012156	431
1625035643	425	1625512427	433	1626002808	695	1635012171	431
1625038117	426	1625512827	433	1626002908	695	1635012210	431
1625038147	427	1625514026	433	1626003008	695	1635012215	429
1625038165	426	1625514208	434	1626003108	695	1635012220	431
1625038167	427	1625514226	433	1626003208	695	1635012225	429
1625038217	427	1625514256	433	1626003308	695	1635012240	431
1625038245	427	1625514826	433	1626003408	695	1635012245	429
1625038247	427	1625518208	434	1626003508	695	1635012515	429
1625038249	427	1625518258	434	1626003608	695	1635012525	429
1625044015	425	1625531627	434	1626003708	695	1635012541	431
1625044045	425	1625534027	434	1626003808	695	1635012545	429
1625044815	425	1625534127	434	1626003908	695	1635012751	431
1625044845	425	1625534627	434	1626004008	695	1635012756	431
1625051617	426	1625538127	433	1626004108	695	1635014022	431
1625051647	426	1625538227	433	1626004208	695	1635014027	431
1625054015	425	1625538427	433	1626004308	696	1635014151	431
1625054045	425	1625538627	433	1626004408	696	1635014156	431
1625054415	425	1625551127	433	1626004508	696	1635014212	431
1625054445	426	1625551227	433	1626004608	696	1635014242	431
1625056185	426	1625551427	433	1626004708	696	1635014315	429
1625056187	426	1625551827	434	1626004808	696	1635014325	429
1625056217	426	1625554025	433	1626004908	696	1635014345	429
1625056245	426	1625554205	433	1626005008	696	1635014511	431
1625056247	426	1625554255	433	1626005108	696	1635014541	431
1625056249	426	1625554425	433	1626005208	696	1635016111	431
1625058110	427	1625556127	433	1626005308	696	1635016141	431
1625058117	427	1625558127	434	1626005408	696	1635016151	431
1625058140	427	1625558257	434	1626005508	696	1635016156	431
1625058180	427	1625558827	434	1626005608	696	1635016202	431
1625058187	427	1625563225	433	1626005708	696	1635016207	431
1625058410	427	1625563255	433	1626005808	696	1635016212	431
1625058810	427	1625564025	433	1635002043	429	1635016242	431
1625058840	427	1625564255	433	1635002045	429	1635016315	429
1625063215	426	1625571128	433	1635003053	429	1635016345	429
1625063245	426	1625571228	433	1635003055	429	1635016353	429
1625064015	426	1625575258	434	1635003353	429	1635016355	429

ABOUT OSG

DRILLING

THREADING

MILLING

HOLDERS

INDEX





EDP Numerical Index

ABOUT OSG

DRILLING

THREADING

MILLING

HOLDERS

INDEX

EDP Number	Page No.
1635017315	429
1635017345	429
1635017353	429
1635017355	429
1635018111	431
1635018141	431
1635018151	431
1635018156	431
1635018212	431
1635018242	431
1635018252	431
1635018257	431
1635018315	429
1635018345	429
1635018353	429
1635018355	429
1635020111	431
1635020141	432
1635020151	431
1635020156	431
1635020212	432
1635020242	432
1635020252	432
1635020257	432
1635022111	432
1635022121	432
1635022141	432
1635022212	432
1635022222	432
1635022242	432
1635022512	432
1635022522	432
1635022542	432
1635024111	432
1635024121	432
1635024141	432
1635024155	429
1635024223	432
1635024243	432
1635024315	432
1635024325	432
1635024345	432
1635024455	429
1635025415	429
1635025445	429
1635025453	429
1635025455	429
1635026415	429
1635026425	429
1635026445	429
1635027039	432
1635030350	432
1635030515	429
1635030545	429
1635033350	432
1635033515	429
1635033545	429
1635035064	429
1635035066	430
1635035616	429
1635035646	430
1635036411	432
1635040516	430
1635040546	430
1635040716	430
1635040746	430
1635042451	432
1635045451	432
1635045716	430
1635045746	430
1635045754	430
1635045756	430
1635050515	430
1635050545	430
1635050817	430

EDP Number	Page No.
1635050847	430
1635060118	430
1635060148	430
1635067517	430
1635067547	430
1635070118	430
1635070148	430
1635080118	430
1635080148	430
1635081219	430
1635081249	430
1635087517	430
1635087547	430
1635510120	435
1635510128	435
1635510129	435
1635510229	435
1635510258	435
1635510520	435
1635512120	435
1635512121	435
1635512210	435
1635512250	435
1635512251	435
1635512520	435
1635512721	435
1635512751	435
1635514121	436
1635514222	436
1635514252	436
1635514521	436
1635516121	436
1635516222	436
1635516252	436
1635516521	436
1635518121	436
1635518252	436
1635518521	436
1635518552	436
1635520121	436
1635520222	436
1635520252	436
1635520521	436
1635530325	435
1635530525	435
1635533525	435
1635535025	435
1635535226	435
1635535626	435
1635540526	435
1635540726	435
1635545256	435
1635545526	435
1635545726	435
1635547256	435
1635550255	435
1635550257	435
1635550525	435
1635550827	435
1635560727	435
1635561028	435
1635561258	435
1635567527	435
1635571028	435
1635571258	435
1635580727	435
1635581028	435
1635581229	435
1635581258	435
1635582529	435
1635587527	435
1636000108	697
1636000208	697
1636000308	697
1636000408	697
1636000508	697

EDP Number	Page No.
1636000608	697
1636000708	697
1636000808	697
1636000908	697
1636001008	697
1636001108	697
1636001208	697
1636001308	697
1636001408	697
1636001508	697
1645002562	479
1645003482	479
1645004402	479
1645004482	479
1645005402	479
1645006322	479
1645006323	479
1645006402	479
1645008322	479
1645008323	479
1645008362	479
1645010084	480
1645010086	480
1645010124	480
1645010126	480
1645010242	479
1645010243	479
1645010322	479
1645010323	479
1645012133	479
1645012135	479
1645012203	479
1645012205	479
1645012243	479
1645012283	479
1645014203	479
1645014205	479
1645014283	479
1645014284	479
1645034103	480
1645034105	480
1645034163	480
1645034165	480
1645038163	479
1645038165	479
1645038243	479
1645038244	479
1645056183	479
1645056185	479
1645056243	479
1645056244	479
1645058113	479
1645058115	480
1645058183	480
1645058185	480
1645076143	479
1645076145	479
1645076203	479
1645076205	479
1645078094	480
1645078096	480
1645078144	480
1645078146	480
1645096123	479
1645096125	479
1645096183	479
1645096185	479
1645502043	481
1645503054	481
1645504074	481
1645505084	481
1645506103	481
1645506105	481
1645508124	481
1645508126	481
1645510154	481

EDP Number	Page No.
1645510156	481
1645512174	481
1645512176	481
1645514205	481
1645514207	481
1645516205	481
1645516207	481
1645518257	481
1645520258	481
1645524309	481
1645525453	481
1645526453	481
1650000108	472
1650000208	472
1650000308	472
1650000408	472
1650000508	472
1650000608	472
1650000708	472
1650000808	472
1650000908	472
1650001008	472
1650001108	473
1650001208	473
1650001308	473
1650001408	473
1650001508	473
1650001608	473
1650001708	473
1650001808	473
1650001908	473
1650002008	473
1650002108	473
1650002208	473
1650002308	473
1650002408	474
1650002508	474
1650002608	474
1650002708	474
1650002808	474
1650002908	474
1650003008	472
1650003108	472
1650003208	472
1650003308	472
1650003408	472
1650003508	472
1650003608	472
1650003708	472
1650003808	472
1650003908	472
1650004008	472
1650004108	472
1650004208	472
1650004308	472
1650004408	472
1650004508	472
1650004608	472
1650004708	472
1650004808	472
1650004908	472
1650005008	472
1650005108	472
1650005208	473
1650005308	473
1650005408	473
1650005508	473
1650005608	473
1650005708	473
1650005808	473
1650005908	473
1650006008	473
1650006108	473
1650006208	473
1650006308	473
1650006408	473



EDP Number	Page No.	EDP Number	Page No.	EDP Number	Page No.	EDP Number	Page No.
1650006508	473	1650500608	469	1650508208	471	1651002508	554
1650006608	473	1650500708	469	1650508308	471	1651002608	554
1650006708	474	1650500808	469	1650508408	471	1651002708	554
1650006808	474	1650500908	469	1650508508	471	1651002808	554
1650006908	474	1650501008	469	1650508608	471	1651002908	554
1650007008	474	1650501108	469	1650508708	471	1651003008	553
1650007108	474	1650501208	469	1650508808	471	1651003108	553
1650007208	474	1650501308	469	1650508908	469	1651003208	553
1650007308	474	1650501408	469	1650509008	469	1651003308	553
1650007408	474	1650501508	469	1650509108	469	1651003408	553
1650007508	474	1650501608	469	1650509208	469	1651003508	553
1650007608	474	1650501708	469	1650509308	469	1651003608	553
1650007708	474	1650501808	469	1650509408	469	1651003708	553
1650007808	474	1650501908	469	1650509508	469	1651003808	553
1650007908	474	1650502008	470	1650509608	469	1651003908	553
1650008008	474	1650502108	470	1650509708	469	1651004008	553
1650008108	474	1650502208	470	1650509808	469	1651004108	553
1650008208	474	1650502308	470	1650509908	469	1651004208	553
1650008308	474	1650502408	470	1650510008	469	1651004308	553
1650008408	474	1650502508	470	1650510108	469	1651004408	553
1650008508	474	1650502608	470	1650510208	469	1651004508	553
1650008608	474	1650502708	470	1650510308	469	1651004608	553
1650008708	474	1650502808	470	1650510408	469	1651004708	553
1650008808	474	1650502908	470	1650510508	470	1651004808	553
1650008908	474	1650503008	470	1650510608	469	1651004908	553
1650009008	474	1650503108	470	1650510708	469	1651005008	553
1650009108	474	1650503208	470	1650510808	469	1651005108	553
1650009208	474	1650503308	470	1650510908	469	1651005208	553
1650009308	474	1650503408	470	1650511008	470	1651005308	553
1650009408	474	1650503508	470	1650511108	470	1651005408	553
1650009508	474	1650503608	470	1650511208	470	1651005508	553
1650009608	474	1650503708	470	1650511308	470	1651005608	553
1650009708	472	1650503808	470	1650511408	470	1651005708	554
1650009808	472	1650503908	470	1650511508	470	1651005808	554
1650009908	472	1650504008	470	1650511608	470	1651005908	554
1650010008	472	1650504108	470	1650511708	470	1651006008	554
1650010108	472	1650504208	470	1650511808	470	1651006108	554
1650010208	472	1650504308	470	1650511908	470	1651006208	554
1650010308	472	1650504408	471	1650512008	470	1651006308	554
1650010408	472	1650504508	471	1650512108	470	1651006408	554
1650010508	472	1650504608	471	1650512208	470	1651006508	554
1650010608	472	1650504708	471	1650512308	470	1651006608	554
1650010708	472	1650504808	471	1650512408	470	1651006708	554
1650010808	472	1650504908	471	1650512508	470	1651006808	554
1650010908	472	1650505008	471	1650512608	470	1651006908	554
1650011008	472	1650505108	471	1650512708	470	1651007008	554
1650011108	472	1650505208	471	1650512808	470	1651007108	554
1650011208	472	1650505308	471	1650512908	470	1651007208	554
1650011308	472	1650505408	471	1650513008	470	1651007308	554
1650011408	472	1650505508	471	1650513108	469	1651007408	554
1650011508	472	1650505608	469	1650513208	469	1651007508	554
1650011608	472	1650505708	470	1650513308	471	1651007608	554
1650011708	472	1650505808	470	1651000108	553	1651500108	551
1650011808	473	1650505908	470	1651000208	553	1651500208	551
1650011908	473	1650506008	470	1651000308	553	1651500308	551
1650012008	473	1650506108	470	1651000408	553	1651500408	551
1650012108	473	1650506208	470	1651000508	553	1651500508	551
1650012208	473	1650506308	471	1651000608	553	1651500608	551
1650012308	473	1650506408	471	1651000708	553	1651500708	551
1650012408	473	1650506508	471	1651000808	553	1651500808	551
1650012508	473	1650506608	471	1651000908	553	1651500908	551
1650012608	473	1650506708	471	1651001008	553	1651501008	551
1650012708	473	1650506808	471	1651001108	553	1651501108	551
1650012808	473	1650506908	471	1651001208	553	1651501208	551
1650012908	473	1650507008	471	1651001308	553	1651501308	551
1650013008	473	1650507108	471	1651001408	553	1651501408	551
1650013108	473	1650507208	471	1651001508	553	1651501508	551
1650013208	473	1650507308	471	1651001608	554	1651501608	551
1650013308	473	1650507408	471	1651001708	554	1651501708	551
1650013408	473	1650507508	471	1651001808	554	1651501808	551
1650013508	473	1650507608	471	1651001908	554	1651501908	551
1650500108	469	1650507708	471	1651002008	554	1651502008	551
1650500208	469	1650507808	471	1651002108	554	1651502108	551
1650500308	469	1650507908	471	1651002208	554	1651502208	551
1650500408	469	1650508008	471	1651002308	554	1651502308	551
1650500508	469	1650508108	471	1651002408	554	1651502408	551

ABOUT OSG

DRILLING

THREADING

MILLING

HOLDERS

INDEX





EDP Numerical Index

ABOUT OSG

DRILLING

THREADING

MILLING

HOLDERS

INDEX

EDP Number	Page No.
1651502508	551
1651502608	551
1651502708	551
1651502808	551
1651502908	551
1651503008	551
1651503108	551
1651503208	551
1651503308	551
1651503408	552
1651503508	552
1651503608	552
1651503708	552
1651503808	552
1651503908	552
1651504008	552
1651504108	552
1651504208	552
1651504308	552
1651504408	552
1651504508	552
1651504608	552
1651504708	552
1651504808	552
1651504908	552
1651505008	552
1651505108	552
1651505208	552
1651505308	552
1651505408	552
1651505508	552
1651505608	551
1651505708	551
1651505808	551
1651505908	551
1651506008	551
1651506108	551
1651506208	551
1651506308	551
1651506408	551
1651506508	552
1651506608	552
1651506708	552
1651506808	552
1651506908	552
1651507008	552
1651507108	552
1651507208	552
1651507308	552
1651507408	552
1652001208	478
1652001308	478
1652001408	478
1652001508	478
1652001608	478
1652001708	478
1652001808	478
1652001908	478
1652002008	478
1652002108	478
1652002208	478
1652002308	478
1652002508	478
1652002708	478
1652003308	478
1652003508	478
1652003708	478
1652004508	478
1652004708	478
1652004908	478
1652005108	478
1652006108	478
1652006308	478
1652006508	478
1652006708	478
1652006808	478

EDP Number	Page No.
1652006908	478
1652007008	478
1652007108	478
1652007208	478
1652007308	478
1652007408	478
1652007508	478
1652007708	478
1652008008	478
1652008108	478
1652008208	478
1652008308	478
1652008408	478
1652008508	478
1652008608	478
1652008708	478
1652008808	478
1652008908	478
1652009008	478
1652009108	478
1652009208	478
1652009308	478
1652009408	478
1652009508	478
1652500308	477
1652500608	477
1652500708	477
1652500908	477
1652501008	477
1652501108	477
1652501308	477
1652501408	477
1652501508	477
1652501708	477
1652501908	477
1652502108	477
1652502308	477
1652502508	477
1652502708	477
1652502908	477
1652503108	477
1652503308	477
1652503508	477
1652503708	477
1652503908	477
1652504108	477
1652504308	477
1652504508	477
1652504708	477
1652504908	477
1652505108	477
1652505308	477
1652505508	477
1652505608	477
1652505708	477
1652505908	477
1653001208	558
1653001308	558
1653001408	558
1653001508	558
1653001608	558
1653001708	558
1653001808	558
1653001908	558
1653002008	558
1653002108	558
1653002208	558
1653002308	558
1653002508	558
1653002708	558
1653003308	558
1653003508	558
1653003708	558
1653004508	558
1653004708	558
1653004908	558

EDP Number	Page No.
1653005108	558
1653006108	558
1653006308	558
1653006508	558
1653006708	558
1653006808	558
1653006908	558
1653007008	558
1653007108	558
1653007208	558
1653007308	558
1653007408	558
1653007508	558
1653007708	558
1653008008	558
1653008108	558
1653008208	558
1653008308	558
1653008408	558
1653008508	558
1653008608	558
1653008708	558
1653008808	558
1653008908	558
1653009008	558
1653009108	558
1653009208	558
1653009308	558
1653009408	558
1653009508	558
1653500708	557
1653501008	557
1653501108	557
1653501308	557
1653501408	557
1653501508	557
1653501708	557
1653501808	557
1653501908	557
1653502108	557
1653502308	557
1653502508	557
1653502708	557
1653502908	557
1653503108	557
1653503308	557
1653503508	557
1653503708	557
1653503908	557
1653504108	557
1653504308	557
1653504508	557
1653504708	557
1653504908	557
1653505108	557
1653505308	557
1653505508	557
1653505708	557
1653505908	557
1653506008	557
1653506108	557
1653506308	557
1654000108	476
1654000208	476
1654000308	476
1654000408	476
1654000508	476
1654000608	476
1654000708	476
1654000808	476
1654000908	476
1654001008	476
1654001108	476
1654001208	476
1654001308	476
1654001408	476

EDP Number	Page No.
1654001508	476
1654001608	476
1654001708	476
1654001808	476
1654001908	476
1654002008	476
1654002108	476
1654002208	476
1654002308	476
1654002408	476
1654002508	476
1654002608	476
1654002708	476
1654002808	476
1654002908	476
1654003008	476
1654003108	476
1654003208	476
1654003308	476
1654003408	476
1654003508	476
1654003608	476
1654003708	476
1654003808	476
1654003908	476
1654004008	476
1654500108	475
1654500208	475
1654500308	475
1654500408	475
1654500508	475
1654500608	475
1654500708	475
1654500808	475
1654500908	475
1654501008	475
1654501108	475
1654501208	475
1654501308	475
1654501408	475
1654501508	475
1654501608	475
1654501708	475
1654501808	475
1654501908	475
1654502008	475
1654502108	475
1654502208	475
1654502308	475
1654502408	475
1654502508	475
1654502608	475
1654502708	475
1654502808	475
1654502908	475
1654503008	475
1654503108	475
1654503208	475
1654503308	475
1654503408	475
1654503508	475
1654503608	475
1654503708	475
1654503808	475
1654503908	475
1655000108	556
1655000208	556
1655000308	556
1655000408	556
1655000508	556
1655000608	556
1655000708	556
1655000808	556
1655000908	556
1655001008	556
1655001108	556



EDP Number	Page No.	EDP Number	Page No.	EDP Number	Page No.	EDP Number	Page No.
1655001208	556	1659001008	734	1662501817	400	3350038243	484
1655001308	556	1659002008	734	1662501917	400	3350038244	484
1655001408	556	1659003008	734	1662502017	400	3350058113	484
1655001508	556	1659004008	734	1662502117	400	3350058115	484
1655001608	556	1659005008	734	1662502217	400	3350058183	484
1655001708	556	1659006008	734	1662502317	400	3350058185	484
1655001808	556	1659007008	734	1662502417	400	3350078093	484
1655001908	556	1659008008	734	1662502517	400	3350078095	484
1655002008	556	1660000000	468	1662502617	400	3350078143	484
1655002108	556	1660000100	468	1662502717	400	3350078145	484
1655002208	556	1660000200	468	1662502817	400	3350096183	484
1655002308	556	1660000300	468	1662502917	400	3350096185	484
1655002408	556	1660000400	468	1663000017	402	3350516183	484
1655002508	556	1660000500	468	1663000117	402	3350516185	484
1655002608	556	1660000600	468	1663000217	402	3350516243	484
1655002708	556	1660000700	468	1663000317	402	3350516245	484
1655002808	556	1660000800	468	1663000417	402	3350716143	484
1655002908	556	1660000900	468	1663000517	402	3350716145	484
1655003008	556	1660001000	468	1663100017	403	3350716203	484
1655003108	556	1660001100	468	1663100117	403	3350716205	484
1655500108	555	1660500000	467	1663100217	403	3360003053	485
1655500208	555	1660500100	467	1663100317	403	3360004074	485
1655500308	555	1660500200	467	1663100417	403	3360005084	485
1655500408	555	1660500300	467	1663100517	403	3360006105	485
1655500508	555	1660500400	467	1664500011	404	3360006755	485
1655500608	555	1660500500	467	1664500111	404	3360008105	485
1655500708	555	1660500600	467	1664500211	404	3360008255	485
1655500808	555	1660500700	467	1664500311	404	3360010156	485
1655500908	555	1660500800	467	1664500411	404	3360010255	485
1655501008	555	1660500900	467	1664500511	404	3360012156	485
1655501108	555	1660501000	467	1664500611	404	3360012756	485
1655501208	555	1660501100	467	1664500711	404	3360014156	485
1655501308	555	1661000000	631	1664500811	404	3360014207	485
1655501408	555	1661000100	631	1664500911	404	3360016156	485
1655501508	555	1661000200	631	1664700009	406	3360016207	485
1655501608	555	1661000300	631	1664700109	406	3360018156	485
1655501708	555	1661000400	631	1664700209	406	3360018257	485
1655501808	555	1661000500	631	1664700309	406	3360020156	485
1655501908	555	1661000600	631	1664700409	406	3360020258	485
1655502008	555	1661000700	631	1664700509	406	3360022156	485
1657001008	732	1661000800	631	1664700609	406	3360022258	485
1657002008	732	1661000900	631	1664700709	406	3360024156	485
1657003008	732	1661001000	631	1664700809	406	3360024308	485
1657004008	732	1661001100	631	1664700909	406	3360250453	485
1657005008	732	1661500200	630	1664701009	406	3370001083	559
1657006008	732	1661500300	630	1664701109	406	3370001085	559
1657007008	732	1661500400	630	1664701209	406	3370001123	559
1657008008	732	1661500500	630	3350001083	484	3370001125	559
1657501008	733	1661500600	630	3350001085	484	3370002562	559
1657502008	733	1661500700	630	3350001123	484	3370004402	559
1657503008	733	1661500800	630	3350001125	484	3370004403	559
1657504008	733	1661500900	630	3350002562	484	3370004482	559
1657505008	733	1661501000	630	3350004402	484	3370006322	559
1657506008	733	1661501100	630	3350004403	484	3370006323	559
1657507008	733	1661501200	630	3350006322	484	3370008322	559
1657508008	733	1661501300	630	3350006323	484	3370008323	559
1657509008	733	1661501400	630	3350008322	484	3370010242	559
1657510008	733	1661501500	630	3350008323	484	3370010243	559
1657511008	733	1662500017	400	3350010243	484	3370010322	559
1657512008	733	1662500117	400	3350010245	484	3370010323	559
1657513008	733	1662500217	400	3350010322	484	3370012133	559
1657514008	733	1662500317	400	3350010323	484	3370012135	559
1657515008	733	1662500417	400	3350012133	484	3370012203	559
1657516008	733	1662500517	400	3350012135	484	3370012205	559
1658001008	736	1662500617	400	3350012203	484	3370014203	559
1658002008	736	1662500717	400	3350012205	484	3370014205	559
1658003008	736	1662500817	400	3350014203	484	3370014283	559
1658004008	736	1662500917	400	3350014205	484	3370014284	559
1658005008	736	1662501017	400	3350014283	484	3370034103	559
1658006008	736	1662501117	400	3350014284	484	3370034105	559
1658501008	735	1662501217	400	3350034103	484	3370034163	559
1658502008	735	1662501317	400	3350034105	484	3370034165	559
1658503008	735	1662501417	400	3350034163	484	3370038163	559
1658504008	735	1662501517	400	3350034165	484	3370038165	559
1658505008	735	1662501617	400	3350038163	484	3370038243	559
1658506008	735	1662501717	400	3350038165	484	3370038245	559

ABOUT OSG

DRILLING

THREADING

MILLING

HOLDERS

INDEX





EDP Numerical Index

ABOUT OSG

DRILLING

THREADING

MILLING

HOLDERS

INDEX

EDP Number	Page No.
3370058113	559
3370058115	559
3370058183	559
3370058185	559
3370078093	559
3370078095	559
3370078143	559
3370078145	559
3370516183	559
3370516185	559
3370516243	559
3370516245	559
3370716143	559
3370716145	559
3370716203	559
3370716205	559
3370916183	559
3370916185	559
3380003053	560
3380004074	560
3380005084	560
3380006105	560
3380006755	560
3380008105	560
3380008255	560
3380010156	560
3380010255	560
3380012156	560
3380012756	560
3380014156	560
3380014207	560
3380016156	560
3380016207	560
3380018156	560
3380018257	560
3380020156	560
3380020258	560
3380022156	560
3380022258	560
3380024156	560
3380024308	560
3380250453	560
4100000411	410
4100000511	410
4100000611	410
4100000711	410
4100000811	410
4100000911	410
4100001011	410
4100001111	410
4100001211	410
4100001311	410
4100001411	410
4100001511	410
4100001611	410
4100001711	410
4100001811	410
4100001911	410
4100002011	410
4100002111	410
4100002211	410
4100002311	410
4100002411	410
4100002511	410
4100002611	411
4100002711	411
4100002811	410
4100002911	410
4100003011	410
4100003111	410
4100003211	410
4100003311	410
4100003411	410
4100003511	410
4100003611	410
4100003711	410

EDP Number	Page No.
4100003811	410
4100003911	410
4100004011	410
4100004111	410
4100004211	410
4100004311	410
4100004411	410
4100004511	410
4100004611	410
4100004711	410
4100004811	410
4100004911	411
4100005011	411
4100005111	411
4105000111	413
4105000211	413
4105000311	413
4105000411	413
4105000511	413
4105000611	413
4105000711	413
4105000811	413
4105000911	413
4105001011	413
4105001111	413
4105001211	413
4105001311	413
4105001411	413
4105001511	413
4105001611	413
4105001711	413
4105001811	413
4105001911	413
4105002011	413
4110000111	412
4110000211	412
4110000311	412
4110000411	412
4110000511	412
4110000611	412
4110000711	412
4110000811	412
4110000911	412
4110001011	412
4110001111	412
4110001211	412
4120000115	408
4120000215	408
4120000315	408
4120000413	408
4120000513	408
4120000613	408
4120000713	408
4120000813	408
4120000913	408
4120001013	408
4200000111	415
4200000211	415
4200000311	415
4200000411	415
4200000511	415
4200000611	415
4200100111	416
4200100211	416
4200100311	416
4200100411	416
4200100511	416
4200100611	416
4200100711	416
4200100811	416
200-0465	175
200-0469	175
200-0520	175
200-0550	175
200-0591	175
200-0595	175

EDP Number	Page No.
200-0625	175
200-0635	175
200-0670	175
200-0700	175
200-0730	175
200-0760	175
200-0781	175
200-0785	175
200-0787	175
200-0810	175
200-0820	175
200-0860	175
200-0890	175
200-0935	175
200-0938	175
200-0960	175
200-0980	175
200-0984	175
200-0995	175
200-1015	175
200-1040	175
200-1065	175
200-1094	175
200-1100	175
200-1110	175
200-1130	175
200-1160	175
200-1181	175
200-1200	175
200-1250	175
200-1285	175
200-1360	175
200-1378	175
200-1405	175
200-1406	175
200-1440	175
200-1470	175
200-1495	176
200-1520	176
200-1540	176
200-1562	176
200-1570	176
200-1575	176
200-1590	176
200-1610	176
200-1660	176
200-1695	176
200-1719	176
200-1730	176
200-1770	176
200-1772	176
200-1800	176
200-1820	176
200-1850	176
200-1875	176
200-1890	176
200-1910	176
200-1935	176
200-1960	176
200-1968	176
200-1990	176
200-2010	176
200-2031	176
200-2040	176
200-2055	176
200-2090	176
200-2130	176
200-2165	176
200-2188	176
200-2210	176
200-2280	176
200-2340	176
200-2344	176
200-2362	176
200-2380	176
200-2420	176

EDP Number	Page No.
200-2460	176
200-2500	176
200-2559	176
200-2570	176
200-2610	176
200-2656	176
200-2660	176
200-2720	176
200-2756	176
200-2770	176
200-2810	176
200-2812	176
200-2900	176
200-2950	177
200-2953	177
200-2969	177
200-3020	177
200-3125	177
200-3150	177
200-3160	177
200-3230	177
200-3281	177
200-3320	177
200-3346	177
200-3390	177
200-3438	177
200-3480	177
200-3543	177
200-3580	177
200-3594	177
200-3680	177
200-3740	177
200-3750	177
200-3770	177
200-3860	177
200-3906	177
200-3937	177
200-3970	177
200-4040	177
200-4062	177
200-4130	177
200-4134	177
200-4219	177
200-4331	177
200-4375	177
200-4528	177
200-4531	177
200-4688	177
200-4724	177
200-4844	177
200-5000	177
215-0394	166
215-0433	166
215-0465	166
215-0469	166
215-0472	166
215-0512	166
215-0520	166
215-0550	166
215-0551	166
215-0591	166
215-0595	166
215-0625	166
215-0630	166
215-0635	166
215-0669	166
215-0670	166
215-0700	166
215-0709	166
215-0730	166
215-0748	166
215-0760	166
215-0781	166
215-0785	166
215-0787	166
215-0810	166



EDP Number	Page No.	EDP Number	Page No.	EDP Number	Page No.	EDP Number	Page No.
215-0820	166	215-2040	167	215-3661	169	220-1181	171
215-0827	166	215-2047	168	215-3680	169	220-1200	171
215-0860	166	215-2055	168	215-3701	169	220-1250	171
215-0866	166	215-2087	168	215-3740	169	220-1285	171
215-0890	166	215-2090	168	215-3750	169	220-1360	171
215-0906	166	215-2126	168	215-3770	169	220-1378	171
215-0935	166	215-2130	168	215-3780	169	220-1405	171
215-0938	166	215-2165	168	215-3819	169	220-1406	171
215-0945	166	215-2188	168	215-3858	169	220-1440	171
215-0960	166	215-2205	168	215-3860	169	220-1470	171
215-0980	166	215-2210	168	215-3898	169	220-1495	171
215-0984	166	215-2244	168	215-3906	169	220-1520	171
215-0995	166	215-2280	168	215-3937	169	220-1540	171
215-1015	166	215-2283	168	215-3970	169	220-1562	171
215-1024	166	215-2323	168	215-3976	169	220-1570	172
215-1040	166	215-2340	168	215-4016	169	220-1575	172
215-1063	166	215-2344	168	215-4040	169	220-1590	172
215-1065	166	215-2362	168	215-4055	169	220-1610	172
215-1094	166	215-2380	168	215-4062	169	220-1660	172
215-1100	166	215-2402	168	215-4094	169	220-1695	172
215-1102	166	215-2420	168	215-4130	169	220-1719	172
215-1110	166	215-2441	168	215-4134	169	220-1730	172
215-1130	166	215-2460	168	215-4173	169	220-1770	172
215-1142	166	215-2480	168	215-4213	169	220-1772	172
215-1160	166	215-2500	168	215-4219	169	220-1800	172
215-1181	166	215-2520	168	215-4252	169	220-1820	172
215-1200	166	215-2559	168	215-4291	169	220-1850	172
215-1220	166	215-2570	168	215-4331	170	220-1875	172
215-1250	167	215-2598	168	215-4370	170	220-1890	172
215-1260	167	215-2610	168	215-4375	170	220-1910	172
215-1285	167	215-2638	168	215-4409	170	220-1935	172
215-1299	167	215-2656	168	215-4449	170	220-1960	172
215-1339	167	215-2660	168	215-4488	170	220-1968	172
215-1360	167	215-2677	168	215-4528	170	220-1990	172
215-1378	167	215-2717	168	215-4531	170	220-2010	172
215-1405	167	215-2720	168	215-4567	170	220-2031	172
215-1406	167	215-2756	168	215-4606	170	220-2040	172
215-1417	167	215-2770	168	215-4646	170	220-2055	172
215-1440	167	215-2795	168	215-4685	170	220-2090	172
215-1457	167	215-2810	168	215-4688	170	220-2130	172
215-1470	167	215-2812	168	215-4724	170	220-2165	172
215-1495	167	215-2835	168	215-4844	170	220-2188	172
215-1496	167	215-2874	168	215-5000	170	220-2210	172
215-1520	167	215-2900	168	220-0465	171	220-2280	172
215-1535	167	215-2913	168	220-0469	171	220-2340	172
215-1540	167	215-2950	168	220-0520	171	220-2344	172
215-1562	167	215-2953	168	220-0550	171	220-2362	172
215-1570	167	215-2969	168	220-0591	171	220-2380	172
215-1575	167	215-2992	168	220-0595	171	220-2420	172
215-1590	167	215-3020	168	220-0625	171	220-2460	172
215-1610	167	215-3031	168	220-0635	171	220-2500	172
215-1614	167	215-3071	168	220-0670	171	220-2559	172
215-1654	167	215-3110	168	220-0700	171	220-2570	172
215-1660	167	215-3125	168	220-0730	171	220-2610	172
215-1693	167	215-3150	169	220-0760	171	220-2656	172
215-1695	167	215-3160	169	220-0781	171	220-2660	172
215-1719	167	215-3189	169	220-0785	171	220-2720	172
215-1730	167	215-3228	169	220-0787	171	220-2756	172
215-1732	167	215-3230	169	220-0810	171	220-2770	172
215-1770	167	215-3268	169	220-0820	171	220-2810	172
215-1772	167	215-3281	169	220-0860	171	220-2812	172
215-1800	167	215-3307	169	220-0890	171	220-2900	172
215-1811	167	215-3320	169	220-0935	171	220-2950	172
215-1820	167	215-3346	169	220-0938	171	220-2953	172
215-1850	167	215-3386	169	220-0960	171	220-2969	172
215-1875	167	215-3390	169	220-0980	171	220-3020	172
215-1890	167	215-3425	169	220-0984	171	220-3125	172
215-1910	167	215-3438	169	220-0995	171	220-3150	172
215-1929	167	215-3465	169	220-1015	171	220-3160	172
215-1935	167	215-3480	169	220-1040	171	220-3230	172
215-1960	167	215-3504	169	220-1065	171	220-3281	172
215-1968	167	215-3543	169	220-1094	171	220-3320	173
215-1990	167	215-3580	169	220-1100	171	220-3346	173
215-2008	167	215-3583	169	220-1110	171	220-3390	173
215-2010	167	215-3594	169	220-1130	171	220-3438	173
215-2031	167	215-3622	169	220-1160	171	220-3480	173

ABOUT OSG

DRILLING

THREADING

MILLING

HOLDERS

INDEX





EDP Numerical Index

ABOUT OSG

DRILLING

THREADING

MILLING

HOLDERS

INDEX

EDP Number	Page No.
220-3543	173
220-3580	173
220-3594	173
220-3680	173
220-3740	173
220-3750	173
220-3770	173
220-3860	173
220-3906	173
220-3937	173
220-3970	173
220-4040	173
220-4062	173
220-4130	173
220-4134	173
220-4219	173
220-4331	173
220-4375	173
220-4528	173
220-4531	173
220-4688	173
220-4724	173
220-4844	173
220-5000	173
233-1181	174
233-1250	174
233-1406	174
233-1562	174
233-1719	174
233-1875	174
233-2031	174
233-2188	174
233-2344	174
233-2362	174
233-2500	174
233-2656	174
233-2812	174
233-2969	174
233-3125	174
233-3150	174
233-3281	174
233-3438	174
233-3594	174
233-3750	174
233-3906	174
233-3937	174
233-4062	174
233-4219	174
233-4375	174
233-4531	174
233-4688	174
233-4724	174
233-4844	174
233-5000	174
233-5312	174
233-5512	174
233-5625	174
233-6250	174
233-6299	174
233-7500	174
235-0010	178
235-0020	178
235-0030	178
235-0040	178
235-0050	178
235-0060	178
257-0980	125
257-1094	125
257-1250	125
257-1280	125
257-1285	125
257-1286	125

EDP Number	Page No.
257-1299	125
257-1406	125
257-1440	125
257-1562	125
257-1570	125
257-1610	125
257-1616	125
257-1630	125
257-1719	125
257-1870	125
257-1875	125
257-1900	125
257-1906	125
257-1910	125
257-1916	125
257-1920	125
257-1930	125
257-1935	125
257-1940	125
257-2010	125
257-2031	125
257-2040	125
257-2055	125
257-2180	125
257-2186	125
257-2188	125
257-2210	125
257-2280	125
257-2344	125
257-2500	126
257-2506	126
257-2510	126
257-2516	126
257-2520	126
257-2530	126
257-2656	126
257-2812	126
257-2969	126
257-3120	126
257-3125	126
257-3135	126
257-3280	126
257-3438	126
257-3500	126
257-3594	126
257-3750	126
257-3756	126
257-3906	126
257-4066	126
257-4376	126
257-5006	126
300-0315	179
300-0354	179
300-0394	179
300-0433	179
300-0465	179
300-0469	179
300-0472	179
300-0512	179
300-0520	179
300-0550	179
300-0551	179
300-0591	179
300-0595	179
300-0625	179
300-0630	179
300-0635	179
300-0669	179
300-0670	179
300-0700	179
300-0709	179
300-0730	179

EDP Number	Page No.
300-0748	179
300-0760	179
300-0781	179
300-0785	179
300-0787	179
300-0810	179
300-0820	179
300-0827	179
300-0860	179
300-0866	179
300-0890	179
300-0906	179
300-0935	179
300-0938	179
300-0945	179
300-0960	179
300-0980	179
300-0984	179
300-0995	179
300-1015	179
300-1024	179
300-1040	179
300-1063	180
300-1065	180
300-1094	180
300-1100	180
300-1102	180
300-1110	180
300-1130	180
300-1142	180
300-1160	180
300-1181	180
300-1200	180
300-1220	180
300-1250	180
300-1260	180
300-1285	180
300-1299	180
300-1339	180
300-1360	180
300-1378	180
300-1405	180
300-1406	180
300-1417	180
300-1440	180
300-1457	180
300-1470	180
300-1495	180
300-1496	180
300-1520	180
300-1535	180
300-1540	180
300-1562	180
300-1570	180
300-1575	180
300-1590	180
300-1610	180
300-1614	180
300-1654	180
300-1660	180
300-1693	180
300-1695	180
300-1719	180
300-1730	180
300-1732	180
300-1770	180
300-1772	180
300-1800	180
300-1811	180
300-1820	180
300-1850	180
300-1875	180

EDP Number	Page No.
300-1890	180
300-1910	180
300-1929	181
300-1935	181
300-1960	181
300-1969	181
300-1990	181
300-2008	181
300-2010	181
300-2031	181
300-2040	181
300-2047	181
300-2055	181
300-2087	181
300-2090	181
300-2126	181
300-2130	181
300-2165	181
300-2188	181
300-2205	181
300-2210	181
300-2244	181
300-2280	181
300-2283	181
300-2323	181
300-2340	181
300-2344	181
300-2362	181
300-2380	181
300-2402	181
300-2420	181
300-2441	181
300-2460	181
300-2480	181
300-2500	181
300-2520	181
300-2559	181
300-2570	181
300-2598	181
300-2610	181
300-2638	181
300-2656	181
300-2660	181
300-2677	181
300-2717	181
300-2720	181
300-2756	181
300-2770	181
300-2795	181
300-2810	181
300-2812	182
300-2835	182
300-2874	182
300-2900	182
300-2913	182
300-2950	182
300-2953	182
300-2969	182
300-2992	182
300-3020	182
300-3031	182
300-3071	182
300-3110	182
300-3125	182
300-3150	182
300-3160	182
300-3189	182
300-3228	182
300-3230	182
300-3268	182
300-3281	182
300-3307	182



EDP Number	Page No.	EDP Number	Page No.	EDP Number	Page No.	EDP Number	Page No.
300-3320	182	402-0312-BN11	1102	402-1772-BN	1102	402-375011	921
300-3346	182	402-0394	920	402-1772-BN11	1102	402-3750-BN	1103
300-3386	182	402-039411	920	402-1875	920	402-3750-BN11	1103
300-3390	182	402-0394-BN	1102	402-187511	920	402-3906	921
300-3425	182	402-0394-BN11	1102	402-1875-BN	1102	402-390611	921
300-3438	182	402-0469	920	402-1875-BN11	1102	402-3906-BN	1103
300-3465	182	402-046911	920	402-1968	920	402-3906-BN11	1103
300-3480	182	402-0469-BN	1102	402-196811	920	402-3937	921
300-3504	182	402-0469-BN11	1102	402-1968-BN	1102	402-393711	921
300-3543	182	402-0591	920	402-1968-BN11	1102	402-3937-BN	1103
300-3580	182	402-059111	920	402-2031	920	402-3937-BN11	1103
300-3583	182	402-0591-BN	1102	402-203111	920	402-4062	921
300-3594	182	402-0591-BN11	1102	402-2031-BN	1102	402-406211	921
300-3622	182	402-0625	920	402-2031-BN11	1102	402-4062-BN	1103
300-3661	182	402-062511	920	402-2188	920	402-4062-BN11	1103
300-3680	182	402-0625-BN	1102	402-218811	920	402-4219	921
300-3701	182	402-0625-BN11	1102	402-2188-BN	1102	402-421911	921
300-3740	182	402-0781	920	402-2188-BN11	1102	402-4219-BN	1103
300-3750	182	402-078111	920	402-2344	920	402-4219-BN11	1103
300-3770	182	402-0781-BN	1102	402-234411	920	402-4331	921
300-3780	182	402-0781-BN11	1102	402-2344-BN	1102	402-433111	921
300-3819	182	402-0787	920	402-2344-BN11	1102	402-4331-BN	1103
300-3858	182	402-078711	920	402-2362	920	402-4331-BN11	1103
300-3860	182	402-0787-BN	1102	402-236211	920	402-4375	921
300-3898	182	402-0787-BN11	1102	402-2362-BN	1102	402-437511	921
300-3906	182	402-0938	920	402-2362-BN11	1102	402-4375-BN	1103
300-3937	182	402-093811	920	402-2500	921	402-4375-BN11	1103
300-3970	182	402-0938-BN	1102	402-250011	921	402-4531	921
300-3976	182	402-0938-BN11	1102	402-2500-BN	1102	402-453111	921
300-4016	182	402-0939	920	402-2500-BN11	1102	402-4531-BN	1103
300-4040	183	402-0984	920	402-2656	921	402-4531-BN11	1103
300-4055	183	402-098411	920	402-265611	921	402-4688	921
300-4062	183	402-0984-BN	1102	402-2656-BN	1102	402-468811	921
300-4094	183	402-0984-BN11	1102	402-2656-BN11	1103	402-4688-BN	1103
300-4130	183	402-1000	922	402-2756	921	402-4688-BN11	1103
300-4134	183	402-100011	922	402-275611	921	402-4724	921
300-4173	183	402-1000-BN	1104	402-2756-BN	1103	402-472411	921
300-4213	183	402-1000-BN11	1104	402-2756-BN11	1103	402-4724-BN	1103
300-4219	183	402-1094	920	402-2812	921	402-4724-BN11	1103
300-4252	183	402-109411	920	402-281211	921	402-4844	921
300-4291	183	402-1094-BN	1102	402-2812-BN	1103	402-484411	921
300-4331	183	402-1094-BN11	1102	402-2812-BN11	1103	402-4844-BN	1103
300-4370	183	402-1181	920	402-2969	921	402-4844-BN11	1103
300-4375	183	402-118111	920	402-296911	921	402-5000	921
300-4409	183	402-1181-BN	1102	402-2969-BN	1103	402-500011	921
300-4449	183	402-1181-BN11	1102	402-2969-BN11	1103	402-5000-BN	1103
300-4488	183	402-1250	920	402-3125	921	402-5000-BN11	1103
300-4528	183	402-125011	920	402-312511	921	402-5512	921
300-4531	183	402-1250-BN	1102	402-3125-BN	1103	402-551211	922
300-4567	183	402-1250-BN11	1102	402-3125-BN11	1103	402-5512-BN	1103
300-4606	183	402-1378	920	402-3150	921	402-5512-BN11	1103
300-4646	183	402-137811	920	402-315011	921	402-5625	922
300-4685	183	402-1378-BN	1102	402-3150-BN	1103	402-562508	922
300-4688	183	402-1378-BN11	1102	402-3150-BN11	1103	402-562511	922
300-4724	183	402-1406	920	402-3281	921	402-5625-BN	1103
300-4764	183	402-140611	920	402-328111	921	402-5625-BN11	1103
300-4803	183	402-1406-BN	1102	402-3281-BN	1103	402-6250	922
300-4843	183	402-1406-BN11	1102	402-3281-BN11	1103	402-625011	922
300-4844	183	402-1562	920	402-3438	921	402-6250-BN	1103
300-4882	183	402-156211	920	402-343811	921	402-6250-BN11	1103
300-4921	183	402-1562-BN	1102	402-3438-BN	1103	402-6299	922
300-4961	183	402-1562-BN11	1102	402-3438-BN11	1103	402-629911	922
300-5000	183	402-1575	920	402-3543	921	402-6299-BN	1104
300-5079	183	402-157511	920	402-354311	921	402-6299-BN11	1104
300-5118	183	402-1575-BN	1102	402-3543-BN	1103	402-6875	922
402-0197	920	402-1575-BN11	1102	402-3543-BN11	1103	402-687511	922
402-019711	920	402-1719	920	402-3594	921	402-6875-BN	1104
402-0197-BN	1102	402-171911	920	402-359411	921	402-6875-BN11	1104
402-0197-BN11	1102	402-1719-BN	1102	402-3594-BN	1103	402-7087	922
402-0312	920	402-1719-BN11	1102	402-3594-BN11	1103	402-708711	922
402-031211	920	402-1772	920	402-3750	921	402-7087-BN	1104
402-0312-BN	1102	402-177211	920	402-375008	921	402-7087-BN11	1104

ABOUT OSG

DRILLING

THREADING

MILLING

HOLDERS

INDEX





EDP Numerical Index

ABOUT OSG

DRILLING

THREADING

MILLING

HOLDERS

INDEX

EDP Number	Page No.
402-7500	922
402-750011	922
402-7500-BN	1104
402-7500-BN11	1104
402-7874	922
402-787411	922
402-7874-BN	1104
402-7874-BN11	1104
402-8661	922
402-866111	922
402-8661-BN	1104
402-8661-BN11	1104
402-8750	922
402-875011	922
402-8750-BN	1104
402-8750-BN11	1104
402-9843	922
402-984311	922
402-9843-BN	1104
402-9843-BN11	1104
403-0394	923
403-039411	923
403-0394-BN	1105
403-0394-BN11	1105
403-0591	923
403-059111	923
403-0591-BN	1105
403-0591-BN11	1105
403-0625	923
403-062511	923
403-0625-BN	1105
403-0625-BN11	1105
403-0781	923
403-078111	923
403-0781-BN	1105
403-0781-BN11	1105
403-0787	923
403-078711	923
403-0787-BN	1105
403-0787-BN11	1105
403-0938	923
403-093811	923
403-0938-BN	1105
403-0938-BN11	1105
403-0939	923
403-0984	923
403-098411	923
403-0984-BN	1105
403-0984-BN11	1105
403-1000	925
403-100011	925
403-1000-BN	1106
403-1000-BN11	1106
403-1094	923
403-109411	923
403-1094-BN	1105
403-1094-BN11	1105
403-1181	923
403-118111	923
403-1181-BN	1105
403-1181-BN11	1105
403-1250	923
403-125011	923
403-1250-BN	1105
403-1250-BN11	1105
403-1378	923
403-137811	923
403-1378-BN	1105
403-1378-BN11	1105
403-1406	923
403-140611	923
403-1406-BN	1105

EDP Number	Page No.
403-1406-BN11	1105
403-1562	923
403-156211	923
403-1562-BN	1105
403-1562-BN11	1105
403-1575	923
403-157511	923
403-1575-BN	1105
403-1575-BN11	1105
403-1719	923
403-171911	923
403-1719-BN	1105
403-1719-BN11	1105
403-1772	923
403-177211	923
403-1772-BN	1105
403-1772-BN11	1105
403-1875	923
403-187511	923
403-1875-BN	1105
403-1875-BN11	1105
403-1968	923
403-196811	923
403-1968-BN	1105
403-1968-BN11	1105
403-2031	923
403-203111	923
403-2031-BN	1105
403-2031-BN11	1105
403-2188	923
403-218811	923
403-2188-BN	1105
403-2188-BN11	1105
403-2344	923
403-234411	924
403-2344-BN	1105
403-2344-BN11	1105
403-2362	924
403-236211	924
403-2362-BN	1105
403-2362-BN11	1105
403-2500	924
403-250011	924
403-2500-BN	1105
403-2500-BN11	1105
403-2656	924
403-265611	924
403-2656-BN	1105
403-2656-BN11	1106
403-2756	924
403-275611	924
403-2756-BN	1106
403-2756-BN11	1106
403-2812	924
403-281211	924
403-2812-BN	1106
403-2969	924
403-296911	924
403-2969-BN	1106
403-2969-BN11	1106
403-3125	924
403-312511	924
403-3125-BN	1106
403-3125-BN11	1106
403-3150	924
403-315011	924
403-3150-BN	1106
403-3150-BN11	1106
403-3543	924
403-354311	924
403-3543-BN	1106
403-3543-BN11	1106

EDP Number	Page No.
403-3750	924
403-375011	924
403-3750-BN	1106
403-3750-BN11	1106
403-3937	924
403-393711	924
403-3937-BN	1106
403-3937-BN11	1106
403-4331	924
403-433111	924
403-4331-BN	1106
403-4331-BN11	1106
403-4375	924
403-437511	924
403-4375-BN	1106
403-4375-BN11	1106
403-4724	924
403-472411	924
403-4724-BN	1106
403-4724-BN11	1106
403-5000	924
403-500011	924
403-5000-BN	1106
403-5000-BN11	1106
403-5512	924
403-551211	924
403-5512-BN	1106
403-5512-BN11	1106
403-5625	924
403-562511	924
403-5625-BN	1106
403-5625-BN11	1106
403-6250	924
403-625011	924
403-6250-BN	1106
403-6250-BN11	1106
403-6299	924
403-629911	924
403-6299-BN	1106
403-6299-BN11	1106
403-6875	924
403-687511	924
403-6875-BN	1106
403-6875-BN11	1106
403-7087	924
403-708711	924
403-7087-BN	1106
403-7087-BN11	1106
403-7500	924
403-750011	924
403-7500-BN	1106
403-7500-BN11	1106
403-7874	924
403-787411	924
403-7874-BN	1106
403-7874-BN11	1106
403-8661	924
403-866111	924
403-8661-BN	1106
403-8661-BN11	1106
403-8750	924
403-875011	924
403-8750-BN	1106
403-8750-BN11	1106
403-9843	924
403-984311	925
403-9843-BN	1106
403-9843-BN11	1106
404-0312	926
404-031211	926
404-0312-BN	1107
404-0312-BN11	1107

EDP Number	Page No.
404-0394	926
404-039411	926
404-0394-BN	1107
404-0394-BN11	1107
404-0469	926
404-046911	926
404-0469-BN	1107
404-0469-BN11	1107
404-0591	926
404-059111	926
404-0591-BN	1107
404-0591-BN11	1107
404-0625	926
404-062511	926
404-0625-BN	1107
404-0625-BN11	1107
404-0781	926
404-078111	926
404-0781-BN	1107
404-0781-BN11	1107
404-0787	926
404-078711	926
404-0787-BN	1107
404-0787-BN11	1107
404-0938	926
404-093811	926
404-0938-BN	1107
404-0938-BN11	1107
404-0939	926
404-093911	926
404-0984	926
404-098411	926
404-0984-BN	1107
404-0984-BN11	1107
404-1000	928
404-100011	928
404-1000-BN	1109
404-1000-BN11	1109
404-1094	926
404-109411	926
404-1094-BN	1107
404-1094-BN11	1107
404-1181	926
404-118111	926
404-1181-BN	1107
404-1181-BN11	1107
404-1250	926
404-125011	926
404-1250-BN	1107
404-1250-BN11	1107
404-1378	926
404-137811	926
404-1378-BN	1107
404-1378-BN11	1107
404-1406	926
404-140611	926
404-1406-BN	1107
404-1406-BN11	1107
404-1562	926
404-156211	926
404-1562-BN	1107
404-1562-BN11	1107
404-1575	926
404-157511	926
404-1575-BN	1107
404-1575-BN11	1107
404-1719	926
404-171911	926
404-1719-BN	1107
404-1719-BN11	1107
404-1772	926
404-177211	926



EDP Number	Page No.
404-1772-BN	1107
404-1772-BN11	1107
404-1875	926
404-187511	926
404-1875-BN	1107
404-1875-BN11	1107
404-1968	926
404-196811	926
404-1968-BN	1107
404-1968-BN11	1107
404-2031	926
404-203111	926
404-2031-BN	1107
404-2031-BN11	1107
404-2188	926
404-218811	926
404-2188-BN	1107
404-2188-BN11	1107
404-2344	926
404-234411	926
404-2344-BN	1108
404-2344-BN11	1108
404-2362	926
404-236211	926
404-2362-BN	1108
404-2362-BN11	1108
404-2500	926
404-250011	926
404-2500-BN	1108
404-2500-BN11	1108
404-2656	927
404-265611	927
404-2656-BN	1108
404-2656-BN11	1108
404-2756	927
404-275611	927
404-2756-BN	1108
404-2756-BN11	1108
404-2812	927
404-281211	927
404-2812-BN	1108
404-2812-BN11	1108
404-2969	927
404-296911	927
404-2969-BN	1108
404-2969-BN11	1108
404-3125	927
404-312511	927
404-3125-BN	1108
404-3125-BN11	1108
404-3150	927
404-315011	927
404-3150-BN	1108
404-3150-BN11	1108
404-3281	927
404-328111	927
404-3281-BN	1108
404-3281-BN11	1108
404-3438	927
404-343811	927
404-3438-BN	1108
404-3438-BN11	1108
404-3543	927
404-354311	927
404-3543-BN	1108
404-3543-BN11	1108
404-3594	927
404-359411	927
404-3594-BN	1108
404-3594-BN11	1108
404-3750	927
404-375011	927

EDP Number	Page No.
404-3750-BN	1108
404-3750-BN11	1108
404-3906	927
404-390611	927
404-3906-BN	1108
404-3906-BN11	1108
404-3937	927
404-393711	927
404-3937-BN	1108
404-3937-BN11	1108
404-4062	927
404-406211	927
404-4062-BN	1108
404-4062-BN11	1108
404-4219	927
404-421911	927
404-4219-BN	1108
404-4219-BN11	1108
404-4331	927
404-433111	927
404-4331-BN	1108
404-4331-BN11	1108
404-4375	927
404-437511	927
404-4375-BN	1108
404-4375-BN11	1108
404-4531	927
404-453111	927
404-4531-BN	1108
404-4531-BN11	1108
404-4688	927
404-468811	927
404-4688-BN	1108
404-4688-BN11	1108
404-4724	927
404-472411	927
404-4724-BN	1108
404-4724-BN11	1108
404-4844	927
404-484411	927
404-4844-BN	1108
404-4844-BN11	1108
404-5000	927
404-500011	927
404-5000-BN	1108
404-5000-BN11	1108
404-5512	927
404-551211	927
404-5512-BN	1108
404-5512-BN11	1108
404-5625	927
404-562511	927
404-5625-BN	1108
404-5625-BN11	1109
404-6250	928
404-625011	928
404-6250-BN	1109
404-6250-BN11	1109
404-6299	928
404-629911	928
404-6299-BN	1109
404-6299-BN11	1109
404-6875	928
404-687511	928
404-6875-BN	1109
404-6875-BN11	1109
404-7087	928
404-708711	928
404-7087-BN	1109
404-7087-BN11	1109
404-7500	928
404-750011	928

EDP Number	Page No.
404-7500-BN	1109
404-7500-BN11	1109
404-7874	928
404-787411	928
404-7874-BN	1109
404-7874-BN11	1109
404-8661	928
404-866111	928
404-8661-BN	1109
404-8661-BN11	1109
404-8750	928
404-875011	928
404-8750-BN	1109
404-8750-BN11	1109
404-9843	928
404-984311	928
404-9843-BN	1109
404-9843-BN11	1109
412-0312	917
412-031208	917
412-031211	917
412-0312-BN	1101
412-0312-BN11	1101
412-0394	917
412-0394-BN	1101
412-0394-BN11	1101
412-0469	917
412-046911	917
412-0469-BN	1101
412-0591	917
412-0591-BN	1101
412-0625	917
412-062511	917
412-0625-BN	1101
412-0625-BN11	1101
412-0781	917
412-0781-BN	1101
412-0787	917
412-0787-BN	1101
412-0938	917
412-093808	917
412-0938-BN	1101
412-0984	917
412-0984-BN	1101
412-1094	917
412-1094-BN	1101
412-1181	917
412-1181-BN	1101
412-1250	917
412-125011	917
412-1250-BN	1101
412-1250-BN11	1101
412-1378	917
412-1378-BN	1101
412-1406	917
412-1406-BN	1101
412-1562	917
412-156208	917
412-1562-BN	1101
412-1562-BN11	1101
412-1575	917
412-1575-BN	1101
412-1575-BN11	1101
412-1772	917
412-1772-BN	1101
412-1875	917
412-187508	917
412-187511	917
412-1875-BN	1101
412-1875-BN11	1101
412-1968	917
412-1968-BN	1101

EDP Number	Page No.
412-2188	917
412-2188-BN	1101
412-2362	917
412-2362-BN	1101
412-2500	917
412-250011	917
412-2500-BN	1101
412-2500-BN11	1101
412-2756	917
412-2756-BN	1101
412-3125	917
412-312511	917
412-3125-BN	1101
412-3150	917
412-3150-BN	1101
412-3543	917
412-3543-BN	1101
412-3750	917
412-375011	917
412-3750-BN	1101
412-3750-BN11	1101
412-3937	917
412-3937-BN	1101
412-4331	917
412-4331-BN	1101
412-4375	917
412-4375-BN	1101
412-4724	917
412-4724-BN	1101
412-5000	917
412-500008	917
412-500011	917
412-5000-BN	1101
412-5000-BN11	1101
412-6250	917
412-6250-BN	1101
412-7500	917
412-7500-BN	1101
414-0312	918
414-031211	918
414-0312-BN	1110
414-0312-BN11	1110
414-0394	918
414-039411	918
414-0394-BN	1110
414-0394-BN11	1110
414-0469	918
414-046911	918
414-0469-BN	1110
414-0469-BN11	1110
414-0591	918
414-0591-BN	1110
414-0625	918
414-062511	918
414-0625-BN	1110
414-0625-BN11	1110
414-0781	918
414-078111	918
414-0781-BN	1110
414-0781-BN11	1110
414-0787	918
414-0787-BN	1110
414-0938	918
414-093811	918
414-0938-BN	1110
414-0938-BN08	1110
414-0938-BN11	1110
414-0984	918
414-0984-BN	1110
414-1094	918
414-109411	918
414-1094-BN	1110

ABOUT OSG

DRILLING

THREADING

MILLING

HOLDERS

INDEX





EDP Numerical Index

ABOUT OSG

DRILLING

THREADING

MILLING

HOLDERS

INDEX

EDP Number	Page No.
414-1181	918
414-1181-BN	1110
414-1250	918
414-125011	918
414-1250-BN	1110
414-1250-BN08	1110
414-1250-BN11	1110
414-1378	918
414-1378-BN	1110
414-1406	918
414-140611	918
414-1406-BN	1110
414-1562	918
414-156211	918
414-1562-BN	1110
414-1562-BN08	1110
414-1575	918
414-1575-BN	1110
414-1772	918
414-1772-BN	1110
414-1875	918
414-187511	918
414-1875-BN	1110
414-1875-BN11	1110
414-1968	918
414-196811	918
414-1968-BN	1110
414-2188	918
414-218811	918
414-2188-BN	1110
414-2362	918
414-2362-BN	1110
414-2500	918
414-250011	918
414-2500-BN	1110
414-2500-BN11	1110
414-2756	918
414-2756-BN	1110
414-3125	918
414-312511	918
414-3125-BN	1110
414-3125-BN08	1110
414-3125-BN11	1110
414-3150	918
414-3150-BN	1110
414-3543	918
414-3543-BN	1110
414-3750	918
414-375011	918
414-3750-BN	1110
414-3750-BN08	1110
414-3750-BN11	1110
414-3937	918
414-3937-BN	1110
414-4331	918
414-4331-BN	1110
414-4375	918
414-437511	918
414-4375-BN	1110
414-4724	918
414-4724-BN	1110
414-5000	918
414-500011	918
414-5000-BN	1110
414-5000-BN08	1110
414-6250	918
414-625011	919
414-6250-BN	1110
414-7500	919
414-750011	919
414-7500-BN	1110
415-1000	935

EDP Number	Page No.
415-1250	935
415-1562	935
415-1875	935
415-2188	935
415-2500	935
415-3125	935
415-3750	935
415-4375	935
415-5000	935
415-5625	935
415-6250	935
415-7500	935
415-8750	935
424-0312	936
424-031211	936
424-0312-BN	1113
424-0312-BN11	1113
424-0469	936
424-046911	936
424-0469-BN	1113
424-0469-BN11	1113
424-0625	936
424-062511	936
424-0625-BN	1113
424-0625-BN11	1113
424-0781	936
424-078111	936
424-0781-BN	1113
424-0938	936
424-093811	936
424-0938-BN	1113
424-0938-BN11	1113
424-1094	936
424-109411	936
424-1094-BN	1113
424-1250	936
424-125011	936
424-1250-BN	1113
424-1250-BN11	1113
424-1406	936
424-1406-BN	1113
424-1562	936
424-156211	936
424-1562-BN	1113
424-1875	936
424-187511	936
424-1875-BN	1113
424-1875-BN11	1113
424-2188	936
424-2188-BN	1113
424-2500	936
424-250011	936
424-2500-BN	1113
424-2500-BN11	1113
424-3125	936
424-312511	936
424-3125-BN	1113
424-3750	936
424-375011	936
424-3750-BN	1113
424-3750-BN11	1113
424-4375	936
424-4375-BN	1113
424-5000	936
424-500011	936
424-5000-BN	1113
424-5000-BN11	1113
444-1250	937
444-125011	937
444-1562	937
444-1875	937
444-187511	937

EDP Number	Page No.
444-2188	937
444-2500	937
444-250011	937
444-2812	937
444-3125	937
444-3438	937
444-3750	937
444-375011	937
444-4375	937
444-5000	937
447-0625	929
447-1000	929
447-1250	929
447-125011	929
447-1875	929
447-187511	929
447-2500	929
447-250011	929
447-3125	929
447-3750	929
447-5000	929
447-6250	929
447-7500	929
462-1000	930
462-1181	930
462-1250	930
462-125011	930
462-1575	930
462-1875	930
462-1968	930
462-2362	930
462-2500	930
462-250011	930
462-3125	930
462-312511	930
462-3150	930
462-3750	930
462-375008	930
462-375011	930
462-3937	930
462-4375	930
462-4724	930
462-5000	930
462-5001	930
462-500108	930
462-5512	930
462-6250	930
462-625008	930
462-6299	930
462-7087	930
462-7500	930
462-7874	930
462-9843	930
464-1000	931
464-100008	931
464-1000-BN	1111
464-1181	931
464-1181-BN	1111
464-1250	931
464-125011	931
464-1250-BN	1111
464-1250-BN11	1111
464-1575	931
464-1575-BN	1111
464-1875	931
464-187511	931
464-1875-BN	1111
464-1875-BN11	1111
464-1968	931
464-196811	931
464-1968-BN	1111
464-2362	931

EDP Number	Page No.
464-236211	931
464-2362-BN	1111
464-2500	931
464-250011	931
464-2500-BN	1111
464-2500-BN11	1111
464-3125	931
464-312511	931
464-3125-BN	1111
464-3150	931
464-315011	931
464-3150-BN	1111
464-3750	931
464-375011	931
464-3750-BN	1111
464-3750-BN11	1111
464-3937	931
464-393711	931
464-3937-BN	1111
464-4375	931
464-437508	931
464-437511	931
464-4375-BN	1111
464-4724	931
464-472411	931
464-4724-BN	1111
464-5000	931
464-500011	931
464-5000-BN	1111
464-5000-BN08	1111
464-5000-BN11	1111
464-5001	931
464-500108	931
464-5512	931
464-5512-BN	1111
464-6250	931
464-625011	931
464-6250-BN	1111
464-6299	931
464-6299-BN	1111
464-7087	931
464-7087-BN	1111
464-7500	931
464-750011	931
464-7500-BN	1111
464-7874	931
464-787411	931
464-7874-BN	1111
464-9843	931
464-9843-BN	1111
482-1000	932
482-1181	932
482-1250	932
482-125011	932
482-1575	932
482-1875	932
482-187508	932
482-1876	932
482-1968	932
482-2362	932
482-2500	932
482-250011	932
482-2501	932
482-250108	932
482-2502	932
482-250208	932
482-3125	932
482-3150	932
482-3750	932
482-3937	932
482-4375	932
482-4724	932



EDP Number	Page No.	EDP Number	Page No.	EDP Number	Page No.	EDP Number	Page No.
482-5000	932	484-5512-BN	1112	640-1251	1131	700-6250	184
482-500008	932	484-6250	933	640-1252	1131	700-6251	184
482-500011	932	484-625011	933	640-1253	1131	700-6252	184
482-5512	932	484-6250-BN	1112	640-1254	1131	700-6253	184
482-6250	932	484-6251	933	640-1871	1131	700-6254	184
482-6299	932	484-625108	933	640-1872	1131	700-6255	184
482-7087	932	484-6299	934	640-1873	1131	700-7500	184
482-7500	932	484-6299-BN	1112	640-1874	1131	700-7501	184
482-7874	932	484-7087	934	640-1881	1131	700-7502	184
482-9843	932	484-7087-BN	1112	640-1882	1131	701-1000	185
484-1000	934	484-7500	934	640-1883	1131	701-1001	185
484-100008	934	484-750011	934	640-1884	1131	701-1002	185
484-100011	934	484-7500-BN	1112	640-2501	1131	701-2500	185
484-1000-BN	1112	484-7501	934	640-2502	1131	701-2501	185
484-1181	933	484-7874	934	640-2503	1131	701-2502	185
484-1181-BN	1112	484-7874-BN	1112	640-2504	1131	701-3750	185
484-1250	933	484-9843	934	640-2511	1131	701-3751	185
484-125011	933	484-9843-BN	1112	640-2512	1131	701-3752	185
484-1250-BN	1112	496-1000	1052	640-2513	1131	701-5000	185
484-1250-BN11	1112	496-1002	1052	640-2514	1131	701-5001	185
484-1575	933	496-1003	1052	640-3121	1131	701-5002	185
484-1575-BN	1112	496-1004	1052	640-3122	1131	701-6250	185
484-1875	933	496-1006	1052	640-3123	1131	701-6251	185
484-187511	933	496-1009	1052	640-3124	1131	701-6252	185
484-1875-BN	1112	496-1251	1052	640-3751	1131	701-7500	185
484-1875-BN11	1112	496-125111	1052	640-3752	1131	701-7501	185
484-1876	933	496-1872	1052	640-3753	1131	701-7502	185
484-187608	933	496-187211	1052	640-3754	1131	706-1000-060	186
484-1968	933	496-1873	1052	640-5001	1131	706-1000-082	186
484-1968-BN	1112	496-187311	1052	640-5002	1131	706-1000-090	186
484-2362	933	496-2502	1052	640-5003	1131	706-2500-060	186
484-2362-BN	1112	496-250211	1052	640-5004	1131	706-2500-082	186
484-2500	933	496-2503	1052	641-1871	1130	706-2500-090	186
484-250011	933	496-250311	1052	641-1872	1130	706-3750-060	186
484-2500-BN	1112	496-2504	1052	641-1873	1130	706-3750-082	186
484-2500-BN11	1112	496-3122	1052	641-1874	1130	706-3750-090	186
484-2501	933	496-312211	1052	641-2501	1130	706-5000-060	186
484-250108	933	496-3123	1052	641-2502	1130	706-5000-082	186
484-2502	933	496-312311	1052	641-2503	1130	706-5000-090	186
484-250208	933	496-3124	1052	641-2504	1130	706-6250-060	186
484-3125	933	496-3752	1052	641-3751	1130	706-6250-082	186
484-312511	933	496-3753	1052	641-3752	1130	706-6250-090	186
484-3125-BN	1112	496-375311	1052	641-3753	1130	706-7500-060	186
484-3125-BN11	1112	496-3754	1052	641-3754	1130	706-7500-082	186
484-3126	933	496-375411	1052	641-5001	1130	706-7500-090	186
484-312608	933	496-5002	1052	641-5002	1130	800-8001	1179
484-3127	933	496-500211	1052	641-5003	1130	800-8001-30	1179
484-312708	933	496-5003	1052	641-5004	1130	800-8002	1179
484-3150	933	496-500311	1052	668-2501	1129	800-8002-30	1179
484-3150-BN	1112	496-5004	1052	668-3751	1129	800-8003	1179
484-3750	933	496-5006	1052	668-3752	1129	800-8003-30	1179
484-375011	933	496-500611	1052	668-5001	1129	800-8004	1179
484-3750-BN	1112	496-6252	1052	668-5002	1129	800-8004-30	1179
484-3750-BN11	1112	496-6253	1052	68802B	1568	800-8005	1179
484-3751	933	496-6254	1052	700-1000	184	800-8005-30	1179
484-375108	933	496-6256	1052	700-1001	184	800-8006	1179
484-3752	933	496-6259	1052	700-1002	184	800-8006-30	1179
484-375208	933	496-7500	1052	700-1250	184	800-8007	1179
484-3753	933	496-7502	1052	700-1251	184	800-8007-30	1179
484-3937	933	496-7503	1052	700-1252	184	800-8008	1179
484-3937-BN	1112	496-750311	1052	700-1871	184	800-8008-30	1179
484-4375	933	496-7504	1052	700-1872	184	800-8009-30	1179
484-4375-BN	1112	496-7506	1052	700-1875	184	800-8010	1179
484-4724	933	496-7509	1052	700-2500	184	800-8010-30	1179
484-4724-BN	1112	640-0621	1131	700-2501	184	800-8011	1179
484-5000	933	640-0622	1131	700-2502	184	800-8011-30	1179
484-500011	933	640-0623	1131	700-3750	184	800-8012	1179
484-5000-BN	1112	640-0624	1131	700-3751	184	800-8012-30	1179
484-5000-BN11	1112	640-0931	1131	700-3752	184	800-8013	1179
484-5001	933	640-0932	1131	700-5000	184	800-8013-30	1179
484-500108	933	640-0933	1131	700-5001	184	800-8014	1179
484-5512	933	640-0934	1131	700-5002	184	800-8014-30	1179

ABOUT OSG

DRILLING

THREADING

MILLING

HOLDERS

INDEX





EDP Numerical Index

ABOUT OSG

DRILLING

THREADING

MILLING

HOLDERS

INDEX

EDP Number	Page No.
800-8015	1179
800-8015-30	1179
800-8016	1179
800-8016-30	1179
800-8017	1179
800-8017-30	1179
800-8018	1179
800-8018-30	1179
800-8019	1179
800-8019-30	1179
800-8020	1179
800-8020-30	1179
801-1000	1138
801-1000-60	1138
801-1000-60-EC	1138
801-1000-EC	1138
801-1250	1138
801-1250-60	1138
801-1250-60-EC	1138
801-1250-EC	1138
801-1875	1138
801-1875-60	1138
801-1875-60-EC	1138
801-1875-EC	1138
801-2362	1138
801-2362-EC	1138
801-2500	1138
801-2500-EC	1138
801-3125	1138
801-3125-60	1138
801-3125-60-EC	1138
801-3125-EC	1138
801-3750	1138
801-3750-60	1138
801-3750-60-EC	1138
801-3750-EC	1138
801-4375	1138
801-4375-60	1138
801-4375-60-EC	1138
801-4375-EC	1138
801-5000	1138
801-5000-60	1138
801-5000-60-EC	1138
801-5000-EC	1138
801-5001	1138
801-5001-60	1138
801-5001-60-EC	1138
801-5001-EC	1138
801-6250	1138
801-6250-60	1138
801-6250-60-EC	1138
801-6250-EC	1138
801-7500	1138
801-7500-60	1138
801-7500-60-EC	1138
801-7500-EC	1138
801-7501	1138
801-7501-60	1138
801-7501-60-EC	1138
801-7501-EC	1138
802-1250	1139
802-1250-60	1139
802-1875	1139
802-1875-60	1139
802-2362	1139
802-2500	1139
802-3125	1139
802-3125-60	1139
802-3750	1139
802-3750-60	1139
802-4375	1139
802-4375-60	1139

EDP Number	Page No.
802-5000	1139
802-5000-60	1139
802-6250	1139
802-6250-60	1139
802-7500	1139
802-7500-60	1139
803-2362	1140
803-2500	1140
803-3750	1140
803-3750-60	1140
803-5000	1140
803-5000-60	1140
803-5001	1140
803-5001-60	1140
803-6250	1140
803-6250-60	1140
803-7500	1140
803-7500-60	1140
803-7501	1140
803-7501-60	1140
803-7502	1140
803-7502-60	1140
804-2362	1141
804-2500	1141
804-3125	1141
804-3125-60	1141
804-3750	1141
804-3750-60	1141
804-5000	1141
804-5000-60	1141
804-5001	1141
804-5001-60	1141
804-6250	1141
804-6250-60	1141
804-7500	1141
804-7500-60	1141
804-7501	1141
804-7501-60	1141
805-2362	1142
805-2363	1142
805-2364	1142
805-2500	1142
805-2501	1142
805-2502	1142
805-3750	1142
805-3750-60	1142
805-5000	1142
805-5000-60	1142
805-6250	1142
805-6250-60	1142
806-2362	1143
806-2500	1143
806-3750	1143
806-3750-60	1143
806-5000	1143
806-5000-60	1143
806-6250	1143
806-6250-60	1143
806-7500	1143
806-7500-60	1143
807-2362	1144
807-2500	1144
807-3125	1144
807-3125-60	1144
807-3750	1144
807-3750-60	1144
807-5000	1144
807-5000-60	1144
807-6250	1144
807-6250-60	1144
807-7500	1144
807-7500-60	1144

EDP Number	Page No.
808-1000	1145
808-1000-60	1145
808-1250	1145
808-1250-60	1145
808-1875	1145
808-1875-60	1145
808-2362	1145
808-2500	1145
808-3125	1145
808-3125-60	1145
808-3750	1145
808-3750-60	1145
808-5000	1145
808-5000-60	1145
808-6250	1145
808-6250-60	1145
808-7500	1145
808-7500-60	1145
815-0001	1180
815-0001-30	1180
815-0002	1180
815-0002-30	1180
815-0003	1180
815-0003-30	1180
815-0004	1180
815-0004-30	1180
815-0005	1180
815-0005-30	1180
815-0006	1180
815-0006-30	1180
815-0007	1180
815-0007-30	1180
815-0008	1180
815-0008-30	1180
815-0009	1180
815-0009-30	1180
820-0001	1181
820-0001-30	1181
820-0002	1181
820-0002-30	1181
820-0003	1181
820-0003-30	1181
820-0004	1181
820-0004-30	1181
820-0005	1181
820-0005-30	1181
820-0006	1181
820-0006-30	1181
820-0007	1181
820-0007-30	1181
820-0008	1181
820-0008-30	1181
820-0009	1181
820-0009-30	1181
820-0010	1181
820-0010-30	1181
820-0011	1181
820-0011-30	1181
820-0012	1181
820-0012-30	1181
849-1000	1146
849-1000-60	1146
849-2362	1146
849-2500	1146
849-3750	1146
849-3750-60	1146
849-5000	1146
849-5000-60	1146
849-6250	1146
849-6250-60	1146
849-7500	1146
849-7500-60	1146

EDP Number	Page No.
850-1000	1147
850-1000-60	1147
850-2362	1147
850-2500	1147
850-3750	1147
850-3750-60	1147
850-5000	1147
850-5000-60	1147
850-6250	1147
850-6250-60	1147
850-7500	1147
850-7500-60	1147
851-3125	1148
851-3125-60	1148
851-5000	1148
851-5000-60	1148
851-6250	1148
851-6250-60	1148
851-7500	1148
851-7500-60	1148
852-2362	1149
852-2500	1149
852-3750	1149
852-3750-60	1149
852-5000	1149
852-5000-60	1149
852-6250	1149
852-6250-60	1149
852-7500	1149
852-7500-60	1149
861-3750	1150
861-3750-60	1150
861-5000	1150
861-5000-60	1150
862-3750	1151
862-3750-60	1151
862-5000	1151
862-5000-60	1151
863-3750	1152
863-3750-60	1152
863-5000	1152
863-5000-60	1152
867-3750	1153
867-3750-60	1153
867-5000	1153
867-5000-60	1153
868-3750	1154
868-3750-60	1154
868-5000	1154
868-5000-60	1154
881-2362	1172
881-2500	1172
881-3125-60	1172
881-3750	1172
881-3750-60	1172
881-5000	1172
881-5000-60	1172
881-6250	1172
881-6250-60	1172
881-7500	1172
881-7500-60	1172
882-2362	1173
882-2500	1173
882-3750	1173
882-3750-60	1173
882-5000	1173
882-5000-60	1173
882-6250	1173
882-6250-60	1173
882-7500	1173
882-7500-60	1173
883-2362	1174



EDP Number	Page No.	EDP Number	Page No.	EDP Number	Page No.	EDP Number	Page No.
883-2500	1174	900-9017	1182	902-7500-60	1156	908-1875-60	1162
883-3750	1174	900-9017-30	1182	903-2362	1157	908-2362	1162
883-3750-60	1174	900-9018	1182	903-2500	1157	908-2500	1162
883-5000	1174	900-9018-30	1182	903-3750	1157	908-3125	1162
883-5000-60	1174	900-9019	1182	903-3750-60	1157	908-3125-60	1162
883-6250	1174	900-9019-30	1182	903-5000	1157	908-3750	1162
883-6250-60	1174	900-9020	1182	903-5000-60	1157	908-3750-60	1162
883-7500	1174	900-9020-30	1182	903-5001	1157	908-5000	1162
883-7500-60	1174	901-1000	1155	903-5001-60	1157	908-5000-60	1162
885-5000	1175	901-1000-60	1155	903-6250	1157	908-6250	1162
885-5000-60	1175	901-1000-60-EC	1155	903-6250-60	1157	908-6250-60	1162
885-6250	1175	901-1000-EC	1155	903-7500	1157	908-7500	1162
885-6250-60	1175	901-1250	1155	903-7500-60	1157	908-7500-60	1162
885-7500	1175	901-1250-60	1155	903-7501	1157	915-0001	1183
885-7500-60	1175	901-1250-60-EC	1155	903-7501-60	1157	915-0001-30	1183
886-3750	1176	901-1250-EC	1155	903-7502	1157	915-0002	1183
886-3750-60	1176	901-1875	1155	903-7502-60	1157	915-0002-30	1183
886-5000	1176	901-1875-60	1155	904-2362	1158	915-0003	1183
886-5000-60	1176	901-1875-60-EC	1155	904-2500	1158	915-0003-30	1183
886-6250	1176	901-1875-EC	1155	904-3125	1158	915-0004	1183
886-6250-60	1176	901-2362	1155	904-3125-60	1158	915-0004-30	1183
886-7500	1176	901-2362-EC	1155	904-3750	1158	915-0005	1183
886-7500-60	1176	901-2500	1155	904-3750-60	1158	915-0005-30	1183
887-3750	1177	901-2500-EC	1155	904-5000	1158	915-0006	1183
887-3750-60	1177	901-3125	1155	904-5000-60	1158	915-0006-30	1183
887-5000	1177	901-3125-60	1155	904-5001	1158	915-0007	1183
887-5000-60	1177	901-3125-60-EC	1155	904-5001-60	1158	915-0007-30	1183
887-6250	1177	901-3125-EC	1155	904-6250	1158	915-0008	1183
887-6250-60	1177	901-3750	1155	904-6250-60	1158	915-0008-30	1183
887-7500	1177	901-3750-60	1155	904-7500	1158	915-0009	1183
887-7500-60	1177	901-3750-60-EC	1155	904-7500-60	1158	915-0009-30	1183
888-2362	1178	901-3750-EC	1155	904-7501	1158	920-0001	1184
888-2500	1178	901-4375	1155	904-7501-60	1158	920-0001-30	1184
888-3125-60	1178	901-4375-60	1155	905-2362	1159	920-0002	1184
888-3750	1178	901-4375-60-EC	1155	905-2363	1159	920-0002-30	1184
888-3750-60	1178	901-4375-EC	1155	905-2364	1159	920-0003	1184
888-5000	1178	901-5000	1155	905-2500	1159	920-0003-30	1184
888-5000-60	1178	901-5000-60	1155	905-2501	1159	920-0004	1184
888-6250	1178	901-5000-60-EC	1155	905-2502	1159	920-0004-30	1184
888-6250-60	1178	901-5000-EC	1155	905-3750	1159	920-0005	1184
900-9001	1182	901-5001	1155	905-3750-60	1159	920-0005-30	1184
900-9001-30	1182	901-5001-60	1155	905-5000	1159	920-0006	1184
900-9002	1182	901-5001-60-EC	1155	905-5000-60	1159	920-0006-30	1184
900-9002-30	1182	901-6250	1155	905-6250	1159	920-0007	1184
900-9003	1182	901-6250-60	1155	905-6250-60	1159	920-0007-30	1184
900-9003-30	1182	901-6250-60-EC	1155	906-2362	1160	920-0008	1184
900-9004	1182	901-6250-EC	1155	906-2500	1160	920-0008-30	1184
900-9004-30	1182	901-7500	1155	906-3750	1160	920-0009	1184
900-9005	1182	901-7500-60	1155	906-3750-60	1160	920-0009-30	1184
900-9005-30	1182	901-7500-60-EC	1155	906-5000	1160	920-0010	1184
900-9006	1182	901-7500-EC	1155	906-5000-60	1160	920-0010-30	1184
900-9006-30	1182	901-7501	1155	906-6250	1160	920-0011	1184
900-9007	1182	901-7501-60	1155	906-6250-60	1160	920-0011-30	1184
900-9007-30	1182	901-7501-60-EC	1155	906-7500	1160	920-0012	1184
900-9008	1182	901-7501-EC	1155	906-7500-60	1160	920-0012-30	1184
900-9008-30	1182	902-1250	1156	907-2362	1161	949-1000	1163
900-9009	1182	902-1250-60	1156	907-2500	1161	949-1000-60	1163
900-9009-30	1182	902-1875	1156	907-3125	1161	949-2362	1163
900-9010	1182	902-1875-60	1156	907-3125-60	1161	949-2500	1163
900-9010-30	1182	902-2362	1156	907-3750	1161	949-3750	1163
900-9011	1182	902-2500	1156	907-3750-60	1161	949-3750-60	1163
900-9011-30	1182	902-3125	1156	907-5000	1161	949-5000	1163
900-9012	1182	902-3125-60	1156	907-5000-60	1161	949-5000-60	1163
900-9012-30	1182	902-3750	1156	907-6250	1161	949-6250	1163
900-9013	1182	902-3750-60	1156	907-6250-60	1161	949-6250-60	1163
900-9013-30	1182	902-4375	1156	907-7500	1161	949-7500	1163
900-9014	1182	902-4375-60	1156	907-7500-60	1161	949-7500-60	1163
900-9014-30	1182	902-5000	1156	908-1000	1162	950-1000	1164
900-9015	1182	902-5000-60	1156	908-1000-60	1162	950-1000-60	1164
900-9015-30	1182	902-6250	1156	908-1250	1162	950-2362	1164
900-9016	1182	902-6250-60	1156	908-1250-60	1162	950-2500	1164
900-9016-30	1182	902-7500	1156	908-1875	1162	950-3750	1164

ABOUT OSG

DRILLING

THREADING

MILLING

HOLDERS

INDEX





EDP Numerical Index

ABOUT OSG

DRILLING

THREADING

MILLING

HOLDERS

INDEX

EDP Number	Page No.
950-3750-60	1164
950-5000	1164
950-5000-60	1164
950-6250	1164
950-6250-60	1164
950-7500	1164
950-7500-60	1164
951-3125	1165
951-3125-60	1165
951-5000	1165
951-5000-60	1165
951-6250	1165
951-6250-60	1165
951-7500	1165
951-7500-60	1165
952-2362	1166
952-2500	1166
952-3750	1166
952-3750-60	1166
952-5000	1166
952-5000-60	1166
952-6250	1166
952-6250-60	1166
952-7500	1166
952-7500-60	1166
961-3750	1167
961-3750-60	1167
961-5000	1167
961-5000-60	1167
962-3750	1168
962-3750-60	1168
962-5000	1168
962-5000-60	1168
963-3750	1169
963-3750-60	1169
963-5000	1169
963-5000-60	1169
967-3750	1170
967-3750-60	1170
967-5000	1170
967-5000-60	1170
968-3750	1171
968-3750-60	1171
968-5000	1171
968-5000-60	1171
HP243-0394	158
HP243-0433	158
HP243-0469	158
HP243-0472	158
HP243-0512	158
HP243-0551	158
HP243-0591	158
HP243-0626	158
HP243-0630	158
HP243-0669	158
HP243-0709	158
HP243-0748	158
HP243-0780	158
HP243-0787	158
HP243-0827	158
HP243-0866	158
HP243-0906	158
HP243-0937	158
HP243-0945	158
HP243-0984	158
HP243-1024	158
HP243-1063	158
HP243-1094	158
HP243-1102	158
HP243-1142	158
HP243-1181	158
HP243-1220	158

EDP Number	Page No.
HP243-1248	158
HP243-1260	158
HP243-1299	158
HP243-1339	158
HP243-1378	158
HP243-1406	158
HP243-1417	158
HP243-1457	158
HP243-1496	158
HP243-1535	158
HP243-1563	158
HP243-1575	158
HP243-1610	158
HP243-1614	158
HP243-1654	158
HP243-1693	158
HP243-1720	158
HP243-1732	158
HP243-1772	158
HP243-1811	158
HP243-1831	158
HP243-1850	158
HP243-1874	158
HP243-1890	158
HP243-1929	158
HP243-1969	158
HP243-2008	159
HP243-2031	159
HP243-2047	159
HP243-2087	159
HP243-2126	159
HP243-2130	159
HP243-2165	159
HP243-2189	159
HP243-2205	159
HP243-2244	159
HP243-2283	159
HP243-2323	159
HP243-2343	159
HP243-2362	159
HP243-2402	159
HP243-2441	159
HP243-2480	159
HP243-2500	159
HP243-2520	159
HP243-2559	159
HP243-2571	159
HP243-2598	159
HP243-2638	159
HP243-2657	159
HP243-2677	159
HP243-2717	159
HP243-2756	159
HP243-2795	159
HP243-2811	159
HP243-2835	159
HP243-2874	159
HP243-2913	159
HP243-2953	159
HP243-2969	159
HP243-2992	159
HP243-3031	159
HP243-3071	159
HP243-3110	159
HP243-3126	159
HP243-3150	159
HP243-3189	159
HP243-3228	159
HP243-3268	159
HP243-3280	159
HP243-3307	159
HP243-3319	159

EDP Number	Page No.
HP243-3346	159
HP243-3386	159
HP243-3425	159
HP243-3437	160
HP243-3465	160
HP243-3504	160
HP243-3543	160
HP243-3583	160
HP243-3594	160
HP243-3622	160
HP243-3642	160
HP243-3661	160
HP243-3701	160
HP243-3740	160
HP243-3748	160
HP243-3780	160
HP243-3819	160
HP243-3858	160
HP243-3898	160
HP243-3906	160
HP243-3937	160
HP243-3976	160
HP243-4016	160
HP243-4055	160
HP243-4063	160
HP243-4094	160
HP243-4134	160
HP243-4173	160
HP243-4213	160
HP243-4220	160
HP243-4252	160
HP243-4291	160
HP243-4331	160
HP243-4370	160
HP243-4374	160
HP243-4409	160
HP243-4449	160
HP243-4488	160
HP243-4528	160
HP243-4531	160
HP243-4567	160
HP243-4606	160
HP243-4646	160
HP243-4685	160
HP243-4689	160
HP243-4724	160
HP243-4764	160
HP243-4803	160
HP243-4843	160
HP243-4882	160
HP243-4921	160
HP243-4961	160
HP243-5000	160
HP243-5039	160
HP243-5079	160
HP243-5118	160
HP243-5157	161
HP243-5197	161
HP243-5236	161
HP243-5276	161
HP243-5311	161
HP243-5315	161
HP243-5394	161
HP243-5512	161
HP243-5626	161
HP243-5709	161
HP243-5780	161
HP243-5787	161
HP243-5906	161
HP243-5937	161
HP243-6102	161
HP243-6181	161

EDP Number	Page No.
HP243-6248	161
HP243-6299	161
HP243-6339	161
HP243-6496	161
HP243-6563	161
HP243-6693	161
HP243-6890	161
HP243-7087	161
HP243-7283	161
HP243-7480	161
HP243-7500	161
HP243-7579	161
HP243-7677	161
HP243-7874	161
HP245-0394	162
HP245-0433	162
HP245-0469	162
HP245-0472	162
HP245-0512	162
HP245-0551	162
HP245-0591	162
HP245-0626	162
HP245-0630	162
HP245-0669	162
HP245-0709	162
HP245-0748	162
HP245-0780	162
HP245-0787	162
HP245-0827	162
HP245-0866	162
HP245-0906	162
HP245-0937	162
HP245-0945	162
HP245-0984	162
HP245-1024	162
HP245-1063	162
HP245-1094	162
HP245-1102	162
HP245-1142	162
HP245-1181	162
HP245-1220	162
HP245-1248	162
HP245-1260	162
HP245-1299	162
HP245-1339	162
HP245-1378	162
HP245-1406	162
HP245-1417	162
HP245-1457	162
HP245-1496	162
HP245-1535	162
HP245-1563	162
HP245-1575	162
HP245-1610	162
HP245-1614	162
HP245-1654	162
HP245-1693	162
HP245-1720	162
HP245-1732	162
HP245-1772	162
HP245-1811	162
HP245-1831	162
HP245-1850	162
HP245-1874	162
HP245-1890	162
HP245-1929	162
HP245-1969	162
HP245-2008	163
HP245-2031	163
HP245-2047	163
HP245-2087	163
HP245-2126	163



EDP Number	Page No.	EDP Number	Page No.	EDP Number	Page No.	EDP Number	Page No.
HP245-2130	163	HP245-4291	164	HP253-1693	146	HP253-3780	147
HP245-2165	163	HP245-4331	164	HP253-1720	146	HP253-3819	147
HP245-2189	163	HP245-4370	164	HP253-1732	146	HP253-3858	147
HP245-2205	163	HP245-4374	164	HP253-1772	146	HP253-3898	147
HP245-2244	163	HP245-4409	164	HP253-1811	146	HP253-3906	147
HP245-2283	163	HP245-4449	164	HP253-1831	146	HP253-3937	147
HP245-2323	163	HP245-4488	164	HP253-1850	146	HP253-3976	147
HP245-2343	163	HP245-4528	164	HP253-1874	146	HP253-4016	147
HP245-2362	163	HP245-4531	164	HP253-1890	146	HP253-4055	147
HP245-2402	163	HP245-4567	164	HP253-1929	146	HP253-4063	147
HP245-2441	163	HP245-4606	164	HP253-1969	146	HP253-4094	147
HP245-2480	163	HP245-4646	164	HP253-2008	146	HP253-4134	147
HP245-2500	163	HP245-4685	164	HP253-2031	146	HP253-4173	147
HP245-2520	163	HP245-4689	164	HP253-2047	146	HP253-4213	148
HP245-2559	163	HP245-4724	164	HP253-2087	146	HP253-4220	148
HP245-2571	163	HP245-4764	164	HP253-2126	146	HP253-4252	148
HP245-2598	163	HP245-4803	164	HP253-2130	146	HP253-4291	148
HP245-2638	163	HP245-4843	164	HP253-2165	146	HP253-4331	148
HP245-2657	163	HP245-4882	164	HP253-2189	146	HP253-4370	148
HP245-2677	163	HP245-4921	164	HP253-2205	146	HP253-4374	148
HP245-2717	163	HP245-4961	164	HP253-2244	146	HP253-4409	148
HP245-2756	163	HP245-5000	164	HP253-2283	146	HP253-4449	148
HP245-2795	163	HP245-5039	164	HP253-2323	146	HP253-4488	148
HP245-2811	163	HP245-5079	164	HP253-2343	146	HP253-4528	148
HP245-2835	163	HP245-5118	164	HP253-2362	146	HP253-4531	148
HP245-2874	163	HP245-5157	165	HP253-2402	146	HP253-4567	148
HP245-2913	163	HP245-5197	165	HP253-2441	146	HP253-4606	148
HP245-2953	163	HP245-5236	165	HP253-2480	146	HP253-4646	148
HP245-2969	163	HP245-5276	165	HP253-2500	146	HP253-4685	148
HP245-2992	163	HP245-5311	165	HP253-2520	146	HP253-4689	148
HP245-3031	163	HP245-5315	165	HP253-2559	146	HP253-4724	148
HP245-3071	163	HP245-5394	165	HP253-2571	146	HP253-4764	148
HP245-3110	163	HP245-5512	165	HP253-2598	146	HP253-4803	148
HP245-3126	163	HP245-5626	165	HP253-2638	146	HP253-4843	148
HP245-3150	163	HP245-5709	165	HP253-2657	146	HP253-4882	148
HP245-3189	163	HP245-5780	165	HP253-2677	146	HP253-4921	148
HP245-3228	163	HP245-5787	165	HP253-2717	147	HP253-4961	148
HP245-3268	163	HP245-5906	165	HP253-2756	147	HP253-5000	148
HP245-3280	163	HP245-5937	165	HP253-2795	147	HP253-5039	148
HP245-3307	163	HP245-6102	165	HP253-2811	147	HP253-5079	148
HP245-3319	163	HP245-6181	165	HP253-2835	147	HP253-5118	148
HP245-3346	163	HP245-6248	165	HP253-2874	147	HP253-5157	148
HP245-3386	163	HP245-6299	165	HP253-2913	147	HP253-5197	148
HP245-3425	163	HP245-6339	165	HP253-2953	147	HP253-5236	148
HP245-3437	164	HP245-6496	165	HP253-2969	147	HP253-5276	148
HP245-3465	164	HP245-6563	165	HP253-2992	147	HP253-5311	148
HP245-3504	164	HP245-6693	165	HP253-3031	147	HP253-5315	148
HP245-3543	164	HP245-6890	165	HP253-3071	147	HP253-5394	148
HP245-3583	164	HP245-7087	165	HP253-3110	147	HP253-5512	148
HP245-3594	164	HP245-7283	165	HP253-3126	147	HP253-5626	148
HP245-3622	164	HP245-7480	165	HP253-3150	147	HP253-5709	148
HP245-3642	164	HP245-7500	165	HP253-3189	147	HP253-5780	148
HP245-3661	164	HP245-7579	165	HP253-3228	147	HP253-5787	148
HP245-3701	164	HP245-7677	165	HP253-3268	147	HP253-5906	148
HP245-3740	164	HP245-7874	165	HP253-3280	147	HP253-5937	148
HP245-3748	164	HP253-1181	146	HP253-3307	147	HP253-6102	148
HP245-3780	164	HP253-1220	146	HP253-3319	147	HP253-6181	148
HP245-3819	164	HP253-1248	146	HP253-3346	147	HP253-6248	148
HP245-3858	164	HP253-1260	146	HP253-3386	147	HP253-6299	148
HP245-3898	164	HP253-1299	146	HP253-3425	147	HP253-6339	148
HP245-3906	164	HP253-1339	146	HP253-3437	147	HP253-6496	148
HP245-3937	164	HP253-1378	146	HP253-3465	147	HP253-6563	148
HP245-3976	164	HP253-1406	146	HP253-3504	147	HP253-6693	148
HP245-4016	164	HP253-1417	146	HP253-3543	147	HP253-6890	148
HP245-4055	164	HP253-1457	146	HP253-3583	147	HP253-7087	148
HP245-4063	164	HP253-1496	146	HP253-3594	147	HP253-7283	148
HP245-4094	164	HP253-1535	146	HP253-3622	147	HP253-7480	149
HP245-4134	164	HP253-1563	146	HP253-3642	147	HP253-7500	149
HP245-4173	164	HP253-1575	146	HP253-3661	147	HP253-7579	149
HP245-4213	164	HP253-1610	146	HP253-3701	147	HP253-7677	149
HP245-4220	164	HP253-1614	146	HP253-3740	147	HP253-7874	149
HP245-4252	164	HP253-1654	146	HP253-3748	147	HP255-1181	150

ABOUT OSG

DRILLING

THREADING

MILLING

HOLDERS

INDEX





EDP Numerical Index

ABOUT OSG

DRILLING

THREADING

MILLING

HOLDERS

INDEX

EDP Number	Page No.
HP255-1220	150
HP255-1248	150
HP255-1260	150
HP255-1299	150
HP255-1339	150
HP255-1378	150
HP255-1406	150
HP255-1417	150
HP255-1457	150
HP255-1496	150
HP255-1535	150
HP255-1563	150
HP255-1575	150
HP255-1610	150
HP255-1614	150
HP255-1654	150
HP255-1693	150
HP255-1720	150
HP255-1732	150
HP255-1772	150
HP255-1811	150
HP255-1831	150
HP255-1850	150
HP255-1874	150
HP255-1890	150
HP255-1929	150
HP255-1969	150
HP255-2008	150
HP255-2031	150
HP255-2047	150
HP255-2087	150
HP255-2126	150
HP255-2130	150
HP255-2165	150
HP255-2189	150
HP255-2205	150
HP255-2244	150
HP255-2283	150
HP255-2323	150
HP255-2343	150
HP255-2362	150
HP255-2402	150
HP255-2441	150
HP255-2480	150
HP255-2500	150
HP255-2520	150
HP255-2559	150
HP255-2571	150
HP255-2598	150
HP255-2638	150
HP255-2657	150
HP255-2677	150
HP255-2717	151
HP255-2756	151
HP255-2795	151
HP255-2811	151
HP255-2835	151
HP255-2874	151
HP255-2913	151
HP255-2953	151
HP255-2969	151
HP255-2992	151
HP255-3031	151
HP255-3071	151
HP255-3110	151
HP255-3126	151
HP255-3150	151
HP255-3189	151
HP255-3228	151
HP255-3268	151
HP255-3280	151
HP255-3307	151

EDP Number	Page No.
HP255-3319	151
HP255-3346	151
HP255-3386	151
HP255-3425	151
HP255-3437	151
HP255-3465	151
HP255-3504	151
HP255-3543	151
HP255-3583	151
HP255-3594	151
HP255-3622	151
HP255-3642	151
HP255-3661	151
HP255-3701	151
HP255-3740	151
HP255-3748	151
HP255-3780	151
HP255-3819	151
HP255-3858	151
HP255-3898	151
HP255-3906	151
HP255-3937	151
HP255-3976	151
HP255-4016	151
HP255-4055	151
HP255-4063	151
HP255-4094	151
HP255-4134	151
HP255-4173	151
HP255-4213	152
HP255-4220	152
HP255-4252	152
HP255-4291	152
HP255-4331	152
HP255-4370	152
HP255-4374	152
HP255-4409	152
HP255-4449	152
HP255-4488	152
HP255-4528	152
HP255-4531	152
HP255-4567	152
HP255-4606	152
HP255-4646	152
HP255-4685	152
HP255-4689	152
HP255-4724	152
HP255-4764	152
HP255-4803	152
HP255-4843	152
HP255-4882	152
HP255-4921	152
HP255-4961	152
HP255-5000	152
HP255-5039	152
HP255-5079	152
HP255-5118	152
HP255-5157	152
HP255-5197	152
HP255-5236	152
HP255-5276	152
HP255-5311	152
HP255-5315	152
HP255-5394	152
HP255-5512	152
HP255-5626	152
HP255-5709	152
HP255-5780	152
HP255-5787	152
HP255-5906	152
HP255-5937	152
HP255-6102	152

EDP Number	Page No.
HP255-6181	152
HP255-6248	152
HP255-6299	152
HP255-6339	152
HP255-6496	152
HP255-6563	152
HP255-6693	152
HP255-6890	152
HP255-7087	152
HP255-7283	152
HP255-7480	153
HP255-7500	153
HP255-7579	153
HP255-7677	153
HP255-7874	153
HP258-1181	154
HP258-1220	154
HP258-1248	154
HP258-1260	154
HP258-1299	154
HP258-1339	154
HP258-1378	154
HP258-1406	154
HP258-1417	154
HP258-1457	154
HP258-1496	154
HP258-1535	154
HP258-1563	154
HP258-1575	154
HP258-1610	154
HP258-1614	154
HP258-1654	154
HP258-1693	154
HP258-1720	154
HP258-1732	154
HP258-1772	154
HP258-1811	154
HP258-1831	154
HP258-1850	154
HP258-1874	154
HP258-1890	154
HP258-1929	154
HP258-1969	154
HP258-2008	154
HP258-2031	154
HP258-2047	154
HP258-2087	154
HP258-2126	154
HP258-2130	154
HP258-2165	154
HP258-2189	154
HP258-2205	154
HP258-2244	154
HP258-2283	154
HP258-2323	154
HP258-2343	154
HP258-2362	154
HP258-2402	154
HP258-2441	154
HP258-2480	154
HP258-2500	154
HP258-2520	154
HP258-2559	154
HP258-2571	154
HP258-2598	154
HP258-2638	154
HP258-2657	154
HP258-2677	155
HP258-2717	155
HP258-2756	155
HP258-2795	155
HP258-2811	155

EDP Number	Page No.
HP258-2835	155
HP258-2874	155
HP258-2913	155
HP258-2953	155
HP258-2969	155
HP258-2992	155
HP258-3031	155
HP258-3071	155
HP258-3110	155
HP258-3126	155
HP258-3150	155
HP258-3189	155
HP258-3228	155
HP258-3268	155
HP258-3280	155
HP258-3307	155
HP258-3319	155
HP258-3346	155
HP258-3386	155
HP258-3425	155
HP258-3437	155
HP258-3465	155
HP258-3504	155
HP258-3543	155
HP258-3583	155
HP258-3594	155
HP258-3622	155
HP258-3642	155
HP258-3661	155
HP258-3701	155
HP258-3740	155
HP258-3748	155
HP258-3780	155
HP258-3819	155
HP258-3858	155
HP258-3898	155
HP258-3906	155
HP258-3937	155
HP258-3976	155
HP258-4016	155
HP258-4055	155
HP258-4063	155
HP258-4094	155
HP258-4134	156
HP258-4173	156
HP258-4213	156
HP258-4220	156
HP258-4252	156
HP258-4291	156
HP258-4331	156
HP258-4370	156
HP258-4374	156
HP258-4409	156
HP258-4449	156
HP258-4488	156
HP258-4528	156
HP258-4531	156
HP258-4567	156
HP258-4606	156
HP258-4646	156
HP258-4685	156
HP258-4689	156
HP258-4724	156
HP258-4764	156
HP258-4803	156
HP258-4843	156
HP258-4882	156
HP258-4921	156
HP258-4961	156
HP258-5000	156
HP258-5039	156
HP258-5079	156



EDP Number	Page No.	EDP Number	Page No.	EDP Number	Page No.	EDP Number	Page No.
HP258-5118	156	HP419-0236	1098	HP421-3125	913	HP432-3930	1050
HP258-5157	156	HP419-0312	1098	HP421-3125-BN	1097	HP432-3931	1050
HP258-5197	156	HP419-0315	1098	HP421-3150	913	HP432-3932	1050
HP258-5236	156	HP419-0394	1098	HP421-3150-BN	1097	HP432-3933	1050
HP258-5276	156	HP419-0472	1098	HP421-3438	913	HP432-3934	1050
HP258-5311	156	HP419-0551	1098	HP421-3438-BN	1097	HP432-4720	1050
HP258-5315	156	HP419-0591	1098	HP421-3543	913	HP432-4721	1050
HP258-5394	156	HP419-0625	1098	HP421-3543-BN	1097	HP432-4722	1050
HP258-5512	156	HP419-0630	1098	HP421-3750	913	HP432-4723	1050
HP258-5626	156	HP419-0709	1098	HP421-3750-BN	1097	HP432-4724	1050
HP258-5709	156	HP419-0787	1098	HP421-3937	913	HP432-5002	1050
HP258-5780	156	HP419-0938	1098	HP421-3937-BN	1097	HP432-5003	1050
HP258-5787	156	HP419-0984	1098	HP421-4062	913	HP432-5006	1050
HP258-5906	156	HP419-1181	1098	HP421-4062-BN	1097	HP432-6253	1050
HP258-5937	156	HP419-1250	1098	HP421-4331	913	HP432-6256	1050
HP258-6102	156	HP419-1378	1098	HP421-4331-BN	1097	HP432-6259	1050
HP258-6181	156	HP419-1575	1098	HP421-4375	913	HP432-7506	1050
HP258-6248	156	HP419-1875	1098	HP421-4375-BN	1097	HP432-7509	1050
HP258-6299	156	HP419-1969	1098	HP421-4724	913	HP432-7512	1050
HP258-6496	156	HP419-2362	1098	HP421-4724-BN	1097	HP434-1006	1051
HP258-6563	156	HP421-0394	913	HP421-5000	913	HP434-1009	1051
HP258-6693	156	HP421-0394-BN	1097	HP421-5000-BN	1097	HP434-1012	1051
HP258-6890	156	HP421-0469	913	HP421-5512	913	HP434-1181	1051
HP258-7087	157	HP421-0469-BN	1097	HP421-5512-BN	1097	HP434-1182	1051
HP258-7283	157	HP421-0591	913	HP421-5625	913	HP434-1251	1051
HP258-7480	157	HP421-0591-BN	1097	HP421-5625-BN	1097	HP434-1575	1051
HP258-7500	157	HP421-0625	913	HP421-6250	913	HP434-1576	1051
HP258-7677	157	HP421-0625-BN	1097	HP421-6250-BN	1097	HP434-1577	1051
HP258-7874	157	HP421-0781	913	HP421-6299	913	HP434-1872	1051
HP400-1000	916	HP421-0781-BN	1097	HP421-6299-BN	1097	HP434-1960	1051
HP400-1181	916	HP421-0787	913	HP421-6875	913	HP434-1961	1051
HP400-1575	916	HP421-0787-BN	1097	HP421-6875-BN	1097	HP434-1962	1051
HP400-1968	916	HP421-0938	913	HP421-7087	913	HP434-2360	1051
HP400-2362	916	HP421-0938-BN	1097	HP421-7087-BN	1097	HP434-2361	1051
HP400-2500	916	HP421-0984	913	HP421-7500	913	HP434-2362	1051
HP400-3125	916	HP421-0984-BN	1097	HP421-7500-BN	1097	HP434-2363	1051
HP400-3150	916	HP421-1000	913	HP421-7874	913	HP434-2364	1051
HP400-3750	916	HP421-1000-BN	1097	HP421-7874-BN	1097	HP434-2502	1051
HP400-3937	916	HP421-1094	913	HP421-8661	913	HP434-2503	1051
HP400-4724	916	HP421-1094-BN	1097	HP421-8661-BN	1097	HP434-3122	1051
HP400-5000	916	HP421-1181	913	HP421-8750	913	HP434-3123	1051
HP400-6250	916	HP421-1181-BN	1097	HP421-8750-BN	1097	HP434-3150	1051
HP400-6299	916	HP421-1250	913	HP421-9843	913	HP434-3151	1051
HP400-7500	916	HP421-1250-BN	1097	HP421-9843-BN	1097	HP434-3152	1051
HP400-7874	916	HP421-1378	913	HP432-1006	1050	HP434-3153	1051
HP400-9843	916	HP421-1378-BN	1097	HP432-1009	1050	HP434-3752	1051
HP418-0390	1099	HP421-1406	913	HP432-1012	1050	HP434-3753	1051
HP418-0391	1099	HP421-1406-BN	1097	HP432-1181	1050	HP434-3930	1051
HP418-0392	1099	HP421-1562	913	HP432-1182	1050	HP434-3931	1051
HP418-0780	1099	HP421-1562-BN	1097	HP432-1251	1050	HP434-3932	1051
HP418-0781	1099	HP421-1575	913	HP432-1575	1050	HP434-3933	1051
HP418-0782	1099	HP421-1575-BN	1097	HP432-1576	1050	HP434-3934	1051
HP418-0938	1099	HP421-1719	913	HP432-1577	1050	HP434-4720	1051
HP418-1180	1099	HP421-1719-BN	1097	HP432-1872	1050	HP434-4721	1051
HP418-1181	1099	HP421-1772	913	HP432-1960	1050	HP434-4722	1051
HP418-1250	1099	HP421-1772-BN	1097	HP432-1961	1050	HP434-4723	1051
HP418-1570	1099	HP421-1875	913	HP432-1962	1050	HP434-4724	1051
HP418-1571	1099	HP421-1875-BN	1097	HP432-2360	1050	HP434-5002	1051
HP418-1875	1099	HP421-1968	913	HP432-2361	1050	HP434-5003	1051
HP418-1960	1099	HP421-1968-BN	1097	HP432-2362	1050	HP434-5006	1051
HP418-1961	1099	HP421-2031	913	HP432-2363	1050	HP434-6253	1051
HP418-2360	1099	HP421-2031-BN	1097	HP432-2364	1050	HP434-6256	1051
HP418-2361	1099	HP421-2188	913	HP432-2502	1050	HP434-6259	1051
HP418-2500	1099	HP421-2188-BN	1097	HP432-2503	1050	HP434-7506	1051
HP418-3150	1099	HP421-2362	913	HP432-3122	1050	HP434-7509	1051
HP418-3151	1099	HP421-2362-BN	1097	HP432-3123	1050	HP434-7512	1051
HP418-3750	1099	HP421-2500	913	HP432-3150	1050	HP441-0394	914
HP418-3930	1099	HP421-2500-BN	1097	HP432-3151	1050	HP441-0394-BN	1100
HP418-3931	1099	HP421-2756	913	HP432-3152	1050	HP441-0469	914
HP418-4720	1099	HP421-2756-BN	1097	HP432-3153	1050	HP441-0469-BN	1100
HP418-4721	1099	HP421-2812	913	HP432-3752	1050	HP441-0591	914
HP419-0197	1098	HP421-2812-BN	1097	HP432-3753	1050	HP441-0591-BN	1100

ABOUT OSG

DRILLING

THREADING

MILLING

HOLDERS

INDEX





EDP Numerical Index

ABOUT OSG

DRILLING

THREADING

MILLING

HOLDERS

INDEX

EDP Number	Page No.
HP441-0625	914
HP441-0625-BN	1100
HP441-0781	914
HP441-0781-BN	1100
HP441-0787	914
HP441-0787-BN	1100
HP441-0938	914
HP441-0938-BN	1100
HP441-0984	914
HP441-0984-BN	1100
HP441-1000	914
HP441-1000-BN	1100
HP441-1094	914
HP441-1094-BN	1100
HP441-1181	914
HP441-1181-BN	1100
HP441-1250	914
HP441-1250-BN	1100
HP441-1378	914
HP441-1378-BN	1100
HP441-1406	914
HP441-1406-BN	1100
HP441-1562	914
HP441-1562-BN	1100
HP441-1575	914
HP441-1575-BN	1100
HP441-1719	914
HP441-1719-BN	1100
HP441-1772	914
HP441-1772-BN	1100
HP441-1875	914
HP441-1875-BN	1100
HP441-1968	914
HP441-1968-BN	1100
HP441-2031	914
HP441-2031-BN	1100
HP441-2188	914
HP441-2188-BN	1100
HP441-2362	914
HP441-2362-BN	1100
HP441-2500	914
HP441-2500-BN	1100
HP441-2756	914
HP441-2756-BN	1100
HP441-2812	914
HP441-2812-BN	1100
HP441-3125	914
HP441-3125-BN	1100
HP441-3150	914
HP441-3150-BN	1100
HP441-3438	914
HP441-3438-BN	1100
HP441-3543	914
HP441-3543-BN	1100
HP441-3750	914
HP441-3750-BN	1100
HP441-3937	914
HP441-3937-BN	1100
HP441-4062	914
HP441-4062-BN	1100
HP441-4331	914
HP441-4331-BN	1100
HP441-4375	914
HP441-4375-BN	1100
HP441-4724	914
HP441-4724-BN	1100
HP441-5000	914
HP441-5000-BN	1100
HP441-5512	914
HP441-5512-BN	1100
HP441-5625	914
HP441-5625-BN	1100

EDP Number	Page No.
HP441-6250	914
HP441-6250-BN	1100
HP441-6299	914
HP441-6299-BN	1100
HP441-6875	914
HP441-6875-BN	1100
HP441-7087	914
HP441-7087-BN	1100
HP441-7500	914
HP441-7500-BN	1100
HP441-7874	914
HP441-7874-BN	1100
HP441-8661	914
HP441-8661-BN	1100
HP441-8750	914
HP441-8750-BN	1100
HP441-9843	914
HP441-9843-BN	1100
HP460-1000	915
HP460-1181	915
HP460-1250	915
HP460-1575	915
HP460-1875	915
HP460-1968	915
HP460-2362	915
HP460-2500	915
HP460-3125	915
HP460-3150	915
HP460-3750	915
HP460-3937	915
HP460-4375	915
HP460-4724	915
HP460-5000	915
HP460-5512	915
HP460-6250	915
HP460-6299	915
HP460-7087	915
HP460-7500	915
HP460-7874	915
HP460-9843	915
HP700-0980	124
HP700-1285	124
HP700-1610	124
HP700-1910	124
HP700-2500	124
HP700-2512	124
VG434-1000	1047
VG434-1001	1047
VG434-1002	1047
VG434-1003	1047
VG434-1004	1047
VG434-1005	1047
VG434-1006	1047
VG434-1007	1047
VG434-1250	1046
VG434-1251	1046
VG434-1875	1046
VG434-1876	1046
VG434-2500	1046
VG434-2501	1046
VG434-2502	1046
VG434-2503	1046
VG434-2504	1046
VG434-3125	1046
VG434-3126	1046
VG434-3750	1046
VG434-3751	1046
VG434-3752	1046
VG434-3753	1046
VG434-3754	1046
VG434-3755	1046
VG434-3756	1046

EDP Number	Page No.
VG434-3757	1046
VG434-3758	1046
VG434-3759	1046
VG434-4375	1046
VG434-4376	1046
VG434-4377	1046
VG434-4378	1046
VG434-5000	1046
VG434-5001	1046
VG434-5002	1046
VG434-5003	1046
VG434-5004	1046
VG434-5005	1046
VG434-5006	1046
VG434-5007	1046
VG434-5008	1046
VG434-5009	1046
VG434-5010	1046
VG434-5011	1046
VG434-5012	1046
VG434-5013	1046
VG434-5014	1046
VG434-5015	1046
VG434-5016	1046
VG434-5017	1046
VG434-5018	1046
VG434-5019	1046
VG434-5020	1046
VG434-5021	1046
VG434-6250	1046
VG434-6251	1046
VG434-6252	1046
VG434-6253	1047
VG434-6254	1046
VG434-6255	1046
VG434-6256	1046
VG434-6257	1047
VG434-7500	1047
VG434-7501	1047
VG434-7502	1047
VG434-7503	1047
VG434-7504	1047
VG434-7505	1047
VG434-7506	1047
VG434-7507	1047
VG434-7508	1047
VG434-7509	1047
VG434-7510	1047
VG434-7511	1047
VG436-1000	1048
VG436-1001	1048
VG436-1250	1048
VG436-1251	1048
VG436-1252	1048
VG436-1875	1048
VG436-1876	1048
VG436-2500	1048
VG436-2501	1048
VG436-3125	1048
VG436-3126	1048
VG436-3750	1048
VG436-3751	1048
VG436-4375	1048
VG436-4376	1048
VG436-5000	1048
VG436-5001	1048
VG436-5002	1048
VG436-5003	1048
VG436-6250	1048
VG436-6251	1048
VG436-6252	1048
VG436-7500	1048

EDP Number	Page No.
VG436-7501	1048
VG436-7502	1048
VG441-1000	895
VG441-1000-BN	1096
VG441-1001	895
VG441-1002	895
VG441-1003	895
VG441-1004	895
VG441-1005	895
VG441-1006	895
VG441-1007	895
VG441-1008	895
VG441-1009	895
VG441-1010-BN	1096
VG441-1250	894
VG441-1250-BN	1096
VG441-1875	894
VG441-1875-BN	1096
VG441-2500	894
VG441-2500-BN	1096
VG441-2501	894
VG441-2502	894
VG441-3125	894
VG441-3125-BN	1096
VG441-3126	894
VG441-3127	894
VG441-3750	894
VG441-3750-BN	1096
VG441-3751	894
VG441-3752	894
VG441-3753	894
VG441-3754	894
VG441-3755	894
VG441-3756	894
VG441-3757	894
VG441-4375	894
VG441-4375-BN	1096
VG441-4376	894
VG441-5000	894
VG441-5000-BN	1096
VG441-5001	894
VG441-5002	894
VG441-5003	894
VG441-5004	894
VG441-5005	894
VG441-5006	894
VG441-5007	894
VG441-5008	894
VG441-5009	894
VG441-5010	894
VG441-5010-BN	1096
VG441-5011	894
VG441-5012	894
VG441-5013	894
VG441-6250	894
VG441-6250-BN	1096
VG441-6251	894
VG441-6252	894
VG441-6253	894
VG441-6254	894
VG441-6255	894
VG441-6256	894
VG441-6257	894
VG441-6258	894
VG441-6259	894
VG441-7500	894
VG441-7500-BN	1096
VG441-7501	894
VG441-7502	894
VG441-7503	894
VG441-7504	894
VG441-7505	894



EDP Number	Page No.	EDP Number	Page No.	EDP Number	Page No.	EDP Number	Page No.
VG441-7506	894	VGM3-0022	897	VGM5-0040	898	VGM5-0108	899
VG441-7507	894	VGM3-0023	897	VGM5-0041	898	VGM5-0108-W	900
VG441-7508	894	VGM3-0024	897	VGM5-0042	898	VGM5-0109	900
VG441-7509	894	VGM3-0025	897	VGM5-0043	898	VGM5-0110	900
VG441-7510	894	VGM3-0026	897	VGM5-0044	898	VGM5-0110-W	900
VG441-7511	895	VGM3-0027	897	VGM5-0045	898	VGM5-0111	900
VG446-1000	1049	VGM3-0028	897	VGM5-0046	898	VGM5-0112	900
VG446-1001	1049	VGM3-0029	897	VGM5-0047	898	VGM5-0112-W	900
VG446-1002	1049	VGM3-0030	897	VGM5-0048	898	VGM5-0113	900
VG446-1003	1049	VGM3-0031	897	VGM5-0049	898	VGM5-0113-W	900
VG446-1004	1049	VGM3-0032	897	VGM5-0050	898	VGM5-0114	900
VG446-1005	1049	VGM3-0033	897	VGM5-0051	898	VGM5-0115	900
VG446-2500	1049	VGM3-0034	897	VGM5-0052	898	VGM5-0116	900
VG446-2501	1049	VGM3-0035	897	VGM5-0053	898	VGM5-0117	900
VG446-2502	1049	VGM3-0036	897	VGM5-0054	898	VGM5-0118	900
VG446-3750	1049	VGM3-0037	897	VGM5-0055	898	VGM5-0119	900
VG446-3751	1049	VGM3-0038	897	VGM5-0056	898	VGM5-0120	900
VG446-3752	1049	VGM3-0039	897	VGM5-0057	898	VGM5-0121	900
VG446-5000	1049	VGM3-0040	897	VGM5-0058	898	VGM5-0121-W	900
VG446-5001	1049	VGM3-0041	897	VGM5-0059	899	VGM5-0122	900
VG446-5002	1049	VGM3-0042	897	VGM5-0060	899	VGM5-0123	900
VG446-5003	1049	VGM3-0043	897	VGM5-0061	899	VGM5-0123-W	900
VG446-6250	1049	VGM3-0044	897	VGM5-0062	899	VGM5-0124	900
VG446-6251	1049	VGM3-0045	897	VGM5-0063	899	VGM5-0125	900
VG446-6252	1049	VGM3-0046	897	VGM5-0064	899	VGM5-0125-W	900
VG446-6253	1049	VGM3-0047	897	VGM5-0065	899	VGM5-0126	900
VG446-7500	1049	VGM3-0048	897	VGM5-0066	899	VGM5-0126-W	900
VG446-7501	1049	VGM3-0049	897	VGM5-0067	899	VGM5-0127	900
VG446-7502	1049	VGM3-0050	897	VGM5-0068	899	VGM5-0127-W	900
VG446-7503	1049	VGM3-0051	897	VGM5-0069	899	VGM5-0128	900
VG446-7504	1049	VGM3-0052	897	VGM5-0070	899	VGM5-0128-W	900
VG464-1000	896	VGM3-0053	897	VGM5-0071	899	VGM5-0129	900
VG464-1001	896	VGM3-0054	897	VGM5-0072	899	VGM5-0130	900
VG464-1002	896	VGM5-0001	898	VGM5-0073	899	VGM5-0131	900
VG464-1003	896	VGM5-0002	898	VGM5-0074	899	VGM5-0132	900
VG464-2500	896	VGM5-0003	898	VGM5-0075	899	VGM5-0133	900
VG464-2501	896	VGM5-0004	898	VGM5-0076	899	VGM5-0134	900
VG464-3750	896	VGM5-0005	898	VGM5-0077	899	VGM5-0134-W	900
VG464-3751	896	VGM5-0006	898	VGM5-0078	899	VGM5-0135	900
VG464-5000	896	VGM5-0007	898	VGM5-0079	899	VGM5-0135-W	900
VG464-5001	896	VGM5-0008	898	VGM5-0080	899	VGM5-0136	900
VG464-5002	896	VGM5-0009	898	VGM5-0081	899	VGM5-0137	900
VG464-5003	896	VGM5-0010	898	VGM5-0082	899	VGM5-0138	900
VG464-6250	896	VGM5-0011	898	VGM5-0083	899	VGM5-0139	900
VG464-6251	896	VGM5-0012	898	VGM5-0084	899	VGM5-0139-W	900
VG464-6252	896	VGM5-0013	898	VGM5-0085	899	VGM5-0140	900
VG464-6253	896	VGM5-0014	898	VGM5-0086	899	VGM5-0141	900
VG464-7500	896	VGM5-0015	898	VGM5-0087	899	VGM5-0141-W	900
VG464-7501	896	VGM5-0016	898	VGM5-0088	899	VGM5-0142	900
VG464-7502	896	VGM5-0017	898	VGM5-0089	899	VGM5-0143	900
VG464-7503	896	VGM5-0018	898	VGM5-0090	899	VGM5-0143-W	900
VGM3-0001	897	VGM5-0019	898	VGM5-0091	899	VGM5-0144	900
VGM3-0002	897	VGM5-0020	898	VGM5-0092	899	VGM5-0144-W	900
VGM3-0003	897	VGM5-0021	898	VGM5-0093	899	VGM5-0145	900
VGM3-0004	897	VGM5-0022	898	VGM5-0094	899	VGM5-0145-W	900
VGM3-0005	897	VGM5-0023	898	VGM5-0095	899	VGM5-0146	900
VGM3-0006	897	VGM5-0024	898	VGM5-0095-W	899	VGM5-0146-W	900
VGM3-0007	897	VGM5-0025	898	VGM5-0096	899	VGM5-0147	900
VGM3-0008	897	VGM5-0026	898	VGM5-0097	899	VGM5-0148	900
VGM3-0009	897	VGM5-0027	898	VGM5-0097-W	899	VGM5-0149	901
VGM3-0010	897	VGM5-0028	898	VGM5-0098	899	VGM5-0150	901
VGM3-0011	897	VGM5-0029	898	VGM5-0099	899	VGM5-0151	901
VGM3-0012	897	VGM5-0030	898	VGM5-0099-W	899	VGM5-0152	901
VGM3-0013	897	VGM5-0031	898	VGM5-0100	899	VGM5-0153	901
VGM3-0014	897	VGM5-0032	898	VGM5-0100-W	899	VGM5-0154	901
VGM3-0015	897	VGM5-0033	898	VGM5-0101	899	VGM5-0155	901
VGM3-0016	897	VGM5-0034	898	VGM5-0102	899	VGM5-0156	901
VGM3-0017	897	VGM5-0035	898	VGM5-0103	899	VGM5-0157	901
VGM3-0018	897	VGM5-0036	898	VGM5-0104	899	VGM5-0158	901
VGM3-0019	897	VGM5-0037	898	VGM5-0105	899	VGM5-0159	901
VGM3-0020	897	VGM5-0038	898	VGM5-0106	899	VGM5-0160	901
VGM3-0021	897	VGM5-0039	898	VGM5-0107	899	VGM5-0161	901

ABOUT OSG

DRILLING

THREADING

MILLING

HOLDERS

INDEX





EDP Numerical Index

ABOUT OSG

DRILLING

THREADING

MILLING

HOLDERS

INDEX

EDP Number	Page No.
VGM5-0162	901
VGM5-0163	901
VGM5-0164	901
VGM5-0165	901
VGM5-0165-W	901
VGM5-0166	901
VGM5-0167	901
VGM5-0167-W	901
VGM5-0168	901
VGM5-0168-W	901
VGM5-0169	901
VGM5-0169-W	901
VGM5-0170	901
VGM5-0171	901
VGM5-0172	901
VGM5-0173	901
VGM5-0174	901
VGM5-0175	901
VGM5-0176	901
VGM5-0177	901
VGM5-0177-W	901
VGM5-0178	901
VGM5-0179	901
VGM5-0179-W	901
VGM5-0180	901
VGM5-0180-W	901
VGM5-0181	901
VGM5-0181-W	901
VGM5-0182	901
VGM5-0183	901
VGM5-0184	901
VGM5-0185	901
VGM5-0186	901
VGM5-0187	901
VGM5-0188	901
VGM5-0189	901
VGM5-0190	901
VGM5-0191	901
VGM5-0192	901
VGM5-0193	901
VGM5-0194	901
VGM5-0195	902
VGM5-0196	902
VGM5-0197	902
VGM5-0198	902
VGM5-0199	902
VGM5-0200	902
VGM5-0201	902
VGM5-0202	902
VGM5-0203	902
VGM5-0204	902
VGM5-0205	902
VGM5-0206	902
VGM5-0207	902
VGM5-0208	902
VGM5-0209	902
VGM5-0209-W	902
VGM5-0210	902
VGM5-0211	902
VGM5-0211-W	902
VGM5-0212	902
VGM5-0212-W	902
VGM5-0213	902
VGM5-0213-W	902
VGM5-0214	902
VGM5-0214-W	902
VGM5-0215	902
VGM5-0216	902
VGM5-0217	902
VGM5-0217-W	902
VGM5-0218	902
VGM5-0219	902

EDP Number	Page No.
VGM5-0219-W	902
VGM5-0220	902
VGM5-0220-W	902
VGM5-0221	902
VGM5-0221-W	902
VGM5-0222	902
VGM5-0222-W	902
VGM5-0223	902
VGM5-0224	902
VGM5-0225	902
VGM5-0226	902
VGM5-0227	902
VGM5-0228	902
VGM5-0229	902
VGM5-0230	902
VGM5-0231	902
VGM5-0232	902
VGM5-0233	902
VGM5-0234	902
VGM5-0235	902
VGM5-0236	902
VGM5-0237	902
VGM5-0238	902
VGM5-0239	902
VGM5-0240	902
VGM5-0241	902
VGM5-0242	902
VGM5-0243	903
VGM5-0244	903
VGM5-0245	903
VGM5-0246	903
VGM5-0247	903
VGM5-0248	903
VGM5-0249	903
VGM5-0249-W	903
VGM5-0250	903
VGM5-0250-W	903
VGM5-0251	903
VGM5-0251-W	903
VGM5-0252	903
VGM5-0252-W	903
VGM5-0253	903
VGM5-0253-W	903
VGM5-0254	903
VGM5-0255	903
VGM5-0256	903
VGM5-0256-W	903
VGM5-0257	903
VGM5-0257-W	903
VGM5-0258	903
VGM5-0258-W	903
VGM5-0259	903
VGM5-0259-W	903
VGM5-0260	903
VGM5-0260-W	903
VGM5-0261	903
VGM5-0262	903
VGM5-0263	903
VGM5-0264	903
VGM5-0265	903
VGM5-0266	903
VGM5-0267	903
VGM5-0268	903
VGM5-0269	903
VGM5-0270	903
VGM5-0271	903
VGM5-0272	903
VGM5-0273	903
VGM5-0274	903
VGM5-0275	903
VGM5-0276	903
VGM5-1001	904

EDP Number	Page No.
VGM5-1002	904
VGM5-1003	904
VGM5-1004	904
VGM5-1005	904
VGM5-1006	904
VGM5-1007	904
VGM5-1008	904
VGM5-1009	904
VGM5-1010	904
VGM5-1011	904
VGM5-1012	904
VGM5-1013	904
VGM5-1014	904
VGM5-1015	904
VGM5-1016	904
VGM5-1017	904
VGM5-1018	904
VGM5-1019	904
VGM5-1020	904
VGM5-1021	904
VGM5-1022	904
VGM5-1023	904
VGM5-1024	904
VGM5-1025	904
VGM5-1026	904
VGM5-1027	904
VGM5-1028	904
VGM5-1029	904
VGM5-1030	904
VGM5-1031	904
VGM5-1032	904
VGM5-1033	904
VGM5-1034	904
VGM5-1035	904
VGM5-1036	904
VGM5-1037	904
VGM5-1038	904
VGM5-1039	904
VGM5-1040	904
VGM5-1041	904
VGM5-1042	904
VGM5-1043	904
VGM5-1044	904
VGM5-1045	904
VGM5-1046	904
VGM5-1047	904
VGM5-1048	904
VGM5-1049	904
VGM5-1050	904
VGM5-1051	904
VGM5-1052	904
VGM5-1053	904
VGM5-1054	904
VGM5-1055	904
VGM5-1056	905
VGM5-1057	905
VGM5-1058	905
VGM5-1059	905
VGM5-1060	905
VGM5-1061	905
VGM5-1062	905
VGM5-1063	905
VGM5-1064	905
VGM5-1065	905
VGM5-1066	905
VGM5-1067	905
VGM5-1068	905
VGM5-1069	905
VGM5-1070	905
VGM5-1071	905
VGM5-1072	905
VGM5-1073	905

EDP Number	Page No.
VGM5-1074	905
VGM5-1075	905
VGM5-1076	905
VGM5-1077	905
VGM5-1078	905
VGM5-1079	905
VGM5-1080	905
VGM5-1081	905
VGM5-1082	905
VGM5-1083	905
VGM5-1084	905
VGM5-1085	905
VGM5-1086	905
VGM5-1087	905
VGM5-1088	905
VGM5-1089	905
VGM5-1090	905
VGM5-1091	905
VGM5-1092	905
VGM5-1093	905
VGM5-1094	905
VGM5-1095	905
VGM5-1096	905
VGM5-1097	905
VGM5-1098	905
VGM5-1099	905
VGM5-1100	905
VGM5-1101	905
VGM5-1102	905
VGM5-1103	905
VGM5-1104	905
VGM5-1105	905
VGM5-1106	905
VGM5-1107	906
VGM5-1108	906
VGM5-1109	906
VGM5-1110	906
VGM5-1111	906
VGM5-1112	906
VGM5-1113	906
VGM5-1114	906
VGM5-1115	906
VGM5-1116	906
VGM5-1117	906
VGM5-1118	906
VGM5-1119	906
VGM5-1120	906
VGM5-1121	906
VGM5-1122	906
VGM5-1123	906
VGM5-1124	906
VGM5-1125	906
VGM5-1126	906
VGM5-1127	906
VGM5-1128	906
VGM5-1129	906
VGM5-1130	906
VGM5-1131	906
VGM5-1132	906
VGM5-1133	906
VGM5-1134	906
VGM5-1135	906
VGM5-1136	906
VGM5-1137	906
VGM5-1138	906
VGM5-1139	906
VGM5-1140	906
VGM5-1141	906
VGM5-1142	906
VGM5-1143	906
VGM5-1144	906
VGM5-1145	906



EDP Number	Page No.	EDP Number	Page No.	EDP Number	Page No.	EDP Number	Page No.
VGM5-1146	906	VGM6-0007	908	VGM6-0079	908	VGM6-0151	909
VGM5-1147	906	VGM6-0008	908	VGM6-0080	908	VGM6-0152	909
VGM5-1148	906	VGM6-0009	908	VGM6-0081	908	VGM6-0153	909
VGM5-1149	906	VGM6-0010	908	VGM6-0082	908	VGM6-0154	909
VGM5-1150	906	VGM6-0011	908	VGM6-0083	908	VGM6-0155	909
VGM5-1151	906	VGM6-0012	908	VGM6-0084	908	VGM6-0156	909
VGM5-1152	906	VGM6-0013	908	VGM6-0085	908	VGM6-0157	909
VGM5-1153	906	VGM6-0014	908	VGM6-0086	908	VGM6-0158	909
VGM5-1154	906	VGM6-0015	908	VGM6-0087	908	VGM6-0159	909
VGM5-1155	906	VGM6-0016	908	VGM6-0088	908	VGM6-0160	909
VGM5-1156	906	VGM6-0017	908	VGM6-0089	908	VGM6-0161	909
VGM5-1157	906	VGM6-0018	908	VGM6-0090	908	VGM6-0162	909
VGM5-1158	906	VGM6-0019	908	VGM6-0091	908	VGM6-0163	909
VGM5-1159	906	VGM6-0020	908	VGM6-0092	908	VGM6-0164	909
VGM5-1160	906	VGM6-0021	908	VGM6-0093	908	VGM6-0165	909
VGM5-1161	906	VGM6-0022	908	VGM6-0094	908	VGM6-0166	909
VGM5-1162	907	VGM6-0023	908	VGM6-0095	908	VGM6-0167	909
VGM5-1163	907	VGM6-0024	908	VGM6-0096	908	VGM6-0168	909
VGM5-1164	907	VGM6-0025	908	VGM6-0097	908	VGM6-0169	909
VGM5-1165	907	VGM6-0026	908	VGM6-0098	908	VGM6-0170	909
VGM5-1166	907	VGM6-0027	908	VGM6-0099	908	VGM6-0171	909
VGM5-1167	907	VGM6-0028	908	VGM6-0100	908	VGM6-0172	909
VGM5-1168	907	VGM6-0029	908	VGM6-0101	908	VGM6-0173	909
VGM5-1169	907	VGM6-0030	908	VGM6-0102	908	VGM6-0174	909
VGM5-1170	907	VGM6-0031	908	VGM6-0103	908	VGM6-0175	909
VGM5-1171	907	VGM6-0032	908	VGM6-0104	908	VGM6-0176	909
VGM5-1172	907	VGM6-0033	908	VGM6-0105	908	VGM6-0177	909
VGM5-1173	907	VGM6-0034	908	VGM6-0106	908	VGM6-0178	909
VGM5-1174	907	VGM6-0035	908	VGM6-0107	909	VGM6-0179	909
VGM5-1175	907	VGM6-0036	908	VGM6-0108	909	VGM6-0180	909
VGM5-1176	907	VGM6-0037	908	VGM6-0109	909	VGM6-0181	909
VGM5-1177	907	VGM6-0038	908	VGM6-0110	909	VGM6-0182	909
VGM5-1178	907	VGM6-0039	908	VGM6-0111	909	VGM6-0183	909
VGM5-1179	907	VGM6-0040	908	VGM6-0112	909	VGM6-0184	909
VGM5-1180	907	VGM6-0041	908	VGM6-0113	909	VGM6-0185	909
VGM5-1181	907	VGM6-0042	908	VGM6-0114	909	VGM6-0186	909
VGM5-1182	907	VGM6-0043	908	VGM6-0115	909	VGM7-0001	910
VGM5-1183	907	VGM6-0044	908	VGM6-0116	909	VGM7-0002	910
VGM5-1184	907	VGM6-0045	908	VGM6-0117	909	VGM7-0003	910
VGM5-1185	907	VGM6-0046	908	VGM6-0118	909	VGM7-0004	910
VGM5-1186	907	VGM6-0047	908	VGM6-0119	909	VGM7-0005	910
VGM5-1187	907	VGM6-0048	908	VGM6-0120	909	VGM7-0006	910
VGM5-1188	907	VGM6-0049	908	VGM6-0121	909	VGM7-0007	910
VGM5-1189	907	VGM6-0050	908	VGM6-0122	909	VGM7-0008	910
VGM5-1190	907	VGM6-0051	908	VGM6-0123	909	VGM7-0009	910
VGM5-1191	907	VGM6-0052	908	VGM6-0124	909	VGM7-0010	910
VGM5-1192	907	VGM6-0053	908	VGM6-0125	909	VGM7-0011	910
VGM5-1193	907	VGM6-0054	908	VGM6-0126	909	VGM7-0012	910
VGM5-1194	907	VGM6-0055	908	VGM6-0127	909	VGM7-0013	910
VGM5-1195	907	VGM6-0056	908	VGM6-0128	909	VGM7-0014	910
VGM5-1196	907	VGM6-0057	908	VGM6-0129	909	VGM7-0015	910
VGM5-1197	907	VGM6-0058	908	VGM6-0130	909	VGM7-0016	910
VGM5-1198	907	VGM6-0059	908	VGM6-0131	909	VGM7-0017	910
VGM5-1199	907	VGM6-0060	908	VGM6-0132	909	VGM7-0018	910
VGM5-1200	907	VGM6-0061	908	VGM6-0133	909	VGM7-0019	910
VGM5-1201	907	VGM6-0062	908	VGM6-0134	909	VGM7-0020	910
VGM5-1202	907	VGM6-0063	908	VGM6-0135	909	VGM7-0021	910
VGM5-1203	907	VGM6-0064	908	VGM6-0136	909	VGM7-0022	910
VGM5-1204	907	VGM6-0065	908	VGM6-0137	909	VGM7-0023	910
VGM5-1205	907	VGM6-0066	908	VGM6-0138	909	VGM7-0024	910
VGM5-1206	907	VGM6-0067	908	VGM6-0139	909	VGM7-0025	910
VGM5-1207	907	VGM6-0068	908	VGM6-0140	909	VGM7-0026	910
VGM5-1208	907	VGM6-0069	908	VGM6-0141	909	VGM7-0027	910
VGM5-1209	907	VGM6-0070	908	VGM6-0142	909	VGM7-0028	910
VGM5-1210	907	VGM6-0071	908	VGM6-0143	909	VGM7-0029	910
VGM5-1211	907	VGM6-0072	908	VGM6-0144	909	VGM7-0030	910
VGM6-0001	908	VGM6-0073	908	VGM6-0145	909	VGM7-0031	910
VGM6-0002	908	VGM6-0074	908	VGM6-0146	909	VGM7-0032	910
VGM6-0003	908	VGM6-0075	908	VGM6-0147	909	VGM7-0033	910
VGM6-0004	908	VGM6-0076	908	VGM6-0148	909	VGM7-0034	910
VGM6-0005	908	VGM6-0077	908	VGM6-0149	909	VGM7-0035	910
VGM6-0006	908	VGM6-0078	908	VGM6-0150	909	VGM7-0036	910

ABOUT OSG

DRILLING

THREADING

MILLING

HOLDERS

INDEX





ABOUT OSG

DRILLING

THREADING

MILLING

HOLDERS

INDEX

EDP Number	Page No.
VGM7-0037	910
VGM7-0038	910
VGM7-0039	910
VGM7-0040	910
VGM7-0041	910
VGM7-0042	910
VGM7-0043	910
VGM7-0044	910
VGM7-0045	910
VGM7-0046	910
VGM7-0047	910
VGM7-0048	910
VGM7-0049	910
VGM7-0050	910
VGM7-0051	910
VGM7-0052	910
VGM7-0053	910
VGM7-0054	911
VGM7-0055	911
VGM7-0056	911
VGM7-0057	911
VGM7-0058	911
VGM7-0059	911
VGM7-0060	911
VGM7-0061	911
VGM7-0062	911
VGM7-0063	911
VGM7-0064	911
VGM7-0065	911
VGM7-0066	911
VGM7-0067	911
VGM7-0068	911
VGM7-0069	911
VGM7-0070	911
VGM7-0071	911
VGM7-0072	911
VGM7-0073	911
VGM7-0074	911
VGM7-0075	911
VGM7-0076	911
VGM7-0077	911
VGM7-0078	911
VGM7-0079	911
VGM7-0080	911
VGM7-0081	911
VGM7-0082	911
VGM7-0083	911
VGM7-0084	911
VGM7-0085	911
VGM7-0086	911
VGM7-0087	911
VGM7-0088	911
VGM7-0089	911
VGM7-0090	911
VGM7-0091	911
VGM7-0092	911
VGM7-0093	911
VGM7-0094	911
VGM7-0095	911
VGM7-0096	911
VGM7-0097	911
VGM7-0098	911
VGM7-0099	911
VGM7-0100	911
VGM7-0101	911
VGM7-0102	911
VGM7-0103	912
VGM7-0104	912
VGM7-0105	912
VGM7-0106	912
VGM7-0107	912
VGM7-0108	912

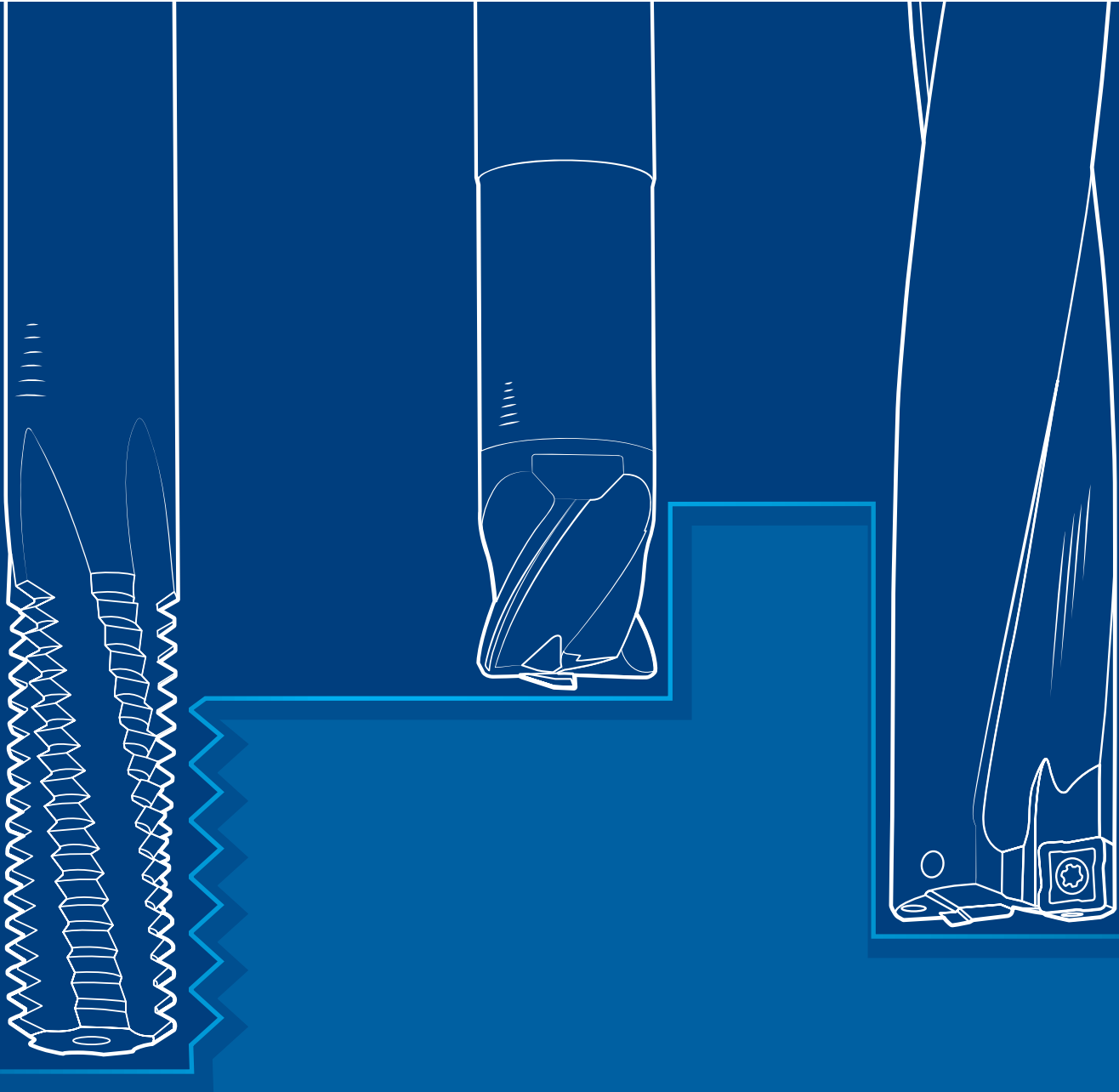
EDP Number	Page No.
VGM7-0109	912
VGM7-0110	912







shaping your dreams



osgtool.com

OSG USA, Inc. : 800-837-2223

OSG Canada, Ltd. : 905-632-8032 • OSG Royco (Mexico) : +52 (722) 279-36-08 to 11

